

|                                   | Total Company (A) | Part 64 Adjustments (B) | Other Adjustments (C) | Subject to Separations (D) | Total Interstate (E) | Billing & Collection (F) |
|-----------------------------------|-------------------|-------------------------|-----------------------|----------------------------|----------------------|--------------------------|
| <b>Revenues</b>                   |                   |                         |                       |                            |                      |                          |
| 100 Network Access                | n/a               | n/a                     | n/a                   | n/a                        | n/a                  | n/a                      |
| 110 Uncollectibles                | n/a               | n/a                     | n/a                   | n/a                        | n/a                  | n/a                      |
| 120 Common Line Support           | n/a               | n/a                     | n/a                   | n/a                        | n/a                  | n/a                      |
| 130 Long Term                     | n/a               | n/a                     | n/a                   | n/a                        | n/a                  | n/a                      |
| 140 Transitional                  | n/a               | n/a                     | n/a                   | n/a                        | n/a                  | n/a                      |
| 150 Miscellaneous                 | n/a               | n/a                     | n/a                   | n/a                        | n/a                  | n/a                      |
| 160 Net Revenues                  | n/a               | n/a                     | n/a                   | n/a                        | n/a                  | n/a                      |
| <b>Expenses</b>                   |                   |                         |                       |                            |                      |                          |
| 170 Plant Specific                | n/a               | n/a                     | n/a                   | n/a                        | 674,305              | 0                        |
| 171 Network Support               | 42,321            | (859)                   | 0                     | 41,462                     | 24,398               | 0                        |
| 172 General Support               | 182,500           | (102,441)               | 0                     | 80,059                     | 47,110               | 0                        |
| 173 Central Office                | 1,012,144         | 3,485                   | 0                     | 1,015,629                  | 387,586              | 0                        |
| 174 Operator Systems              | 0                 | 0                       | 0                     | 0                          | 0                    | 0                        |
| 175 COE Switching                 | 44,264            | 152                     | 0                     | 44,416                     | 16,950               | 0                        |
| 176 COE Transmission              | 967,880           | 3,333                   | 0                     | 971,213                    | 370,636              | 0                        |
| 177 IOT                           | 0                 | 0                       | 0                     | 0                          | 0                    | 0                        |
| 178 Cable & Wire Facilities       | 297,516           | 1,025                   | 0                     | 298,541                    | 215,211              | 0                        |
| 180 Plant Non-Sp. Less Dep/Amor   | n/a               | n/a                     | n/a                   | n/a                        | 0                    | 0                        |
| 190 Depreciation / Amortization   | 1,866,266         | (42,802)                | 0                     | 1,823,464                  | 958,245              | 0                        |
| 200 Customer Operations           | n/a               | n/a                     | n/a                   | n/a                        | 0                    | 0                        |
| 201 Marketing                     | 72,000            | 0                       | 0                     | 72,000                     | 28,418               | 0                        |
| 202 Local Business Office         | 321,977           | (41,032)                | 0                     | 280,945                    | 138,258              | 4,034                    |
| 203 Revenue Accounting            | 96,439            | 0                       | 0                     | 96,439                     | 49,548               | 0                        |
| 204 Other Billing & Collection    | 4,415             | 0                       | 0                     | 4,415                      | 1,317                | 0                        |
| 210 Access                        | n/a               | n/a                     | n/a                   | n/a                        | 0                    | n/a                      |
| 220 Corporate Operations          | n/a               | n/a                     | n/a                   | n/a                        | 657,609              | 2,341                    |
| 230 AFUDC                         | n/a               | n/a                     | n/a                   | n/a                        | n/a                  | n/a                      |
| 240 Other Exp. & Adjustments      | n/a               | n/a                     | n/a                   | n/a                        | 0                    | 0                        |
| 250 Taxes Other than FIT          | n/a               | n/a                     | n/a                   | n/a                        | 1,519,357            | 0                        |
| 260 Total Exp and Other Taxes     | n/a               | n/a                     | n/a                   | n/a                        | 3,809,516            | 2,341                    |
| <b>FIT Adjustments</b>            |                   |                         |                       |                            |                      |                          |
| 270 Adjustment for FIT            | 0                 | 0                       | 0                     | 0                          | 0                    | 0                        |
| 280 Amortized ITC                 | 0                 | 0                       | 0                     | 0                          | 0                    | 0                        |
| 290 Federal Income Taxes          | n/a               | n/a                     | n/a                   | n/a                        | 0                    | n/a                      |
| 300 Total Expenses & Taxes        | n/a               | n/a                     | n/a                   | n/a                        | 3,809,516            | n/a                      |
| <b>Telephone Plant in Service</b> |                   |                         |                       |                            |                      |                          |
| 310 General Support               | 3,551,513         | 0                       | 0                     | 3,551,513                  | 2,089,861            | 0                        |
| 320 Central Office Equip-Switch   | 1,971,330         | 0                       | 0                     | 1,971,330                  | 1,675,631            | 0                        |
| 321 Operator Systems              | 0                 | 0                       | 0                     | 0                          | 0                    | 0                        |
| 322 Tandem Switching              | 0                 | 0                       | 0                     | 0                          | 0                    | 0                        |
| 323 Local Switching Cat. 3        | 1,971,330         | 0                       | 0                     | 1,971,330                  | 1,675,631            | 0                        |
| 324 Equal Access                  | 0                 | 0                       | 0                     | 0                          | 0                    | 0                        |
| 330 Central Office Equip-Trans    | 10,263,558        | 0                       | 0                     | 10,263,558                 | 2,993,473            | 0                        |
| 331 Subscriber Lines              | 0                 | 0                       | 0                     | 0                          | 0                    | 0                        |
| 332 Exchange Circuit              | 10,027,025        | 0                       | 0                     | 10,027,025                 | 2,812,783            | 0                        |
| 333 Interexchange Circuit         | 236,533           | 0                       | 0                     | 236,533                    | 180,690              | 0                        |
| 334 Host Remote                   | 0                 | 0                       | 0                     | 0                          | 0                    | 0                        |
| 340 Cable & Wire                  | 19,107,326        | 0                       | 0                     | 19,107,326                 | 14,847,050           | 0                        |
| 341 Subscriber Lines              | 12,137,631        | 0                       | 0                     | 12,137,631                 | 12,029,982           | 0                        |
| 342 Exchange                      | 6,963,445         | 0                       | 0                     | 6,963,445                  | 2,812,783            | 0                        |
| 343 Interexchange                 | 6,250             | 0                       | 0                     | 6,250                      | 4,285                | 0                        |
| 344 Host Remote                   | 0                 | 0                       | 0                     | 0                          | 0                    | 0                        |
| 350 Info Orig/Term Equipment      | 0                 | 0                       | 0                     | 0                          | 0                    | 0                        |
| 360 Amortizable Assets            | 0                 | 0                       | 0                     | 0                          | 0                    | 0                        |
| 370 Total Plant In Service        | 34,893,727        | 0                       | 0                     | 34,893,727                 | 21,606,015           | 0                        |
| <b>Adjustments to TPIS</b>        |                   |                         |                       |                            |                      |                          |
| 380 Depr / Amor Reserve           | 14,157,637        | 0                       | 0                     | 14,157,637                 | 8,006,069            | 0                        |
| 390 Accum Deferred Income Tax     | 0                 | 0                       | 0                     | 0                          | 0                    | 0                        |
| 400 Other Rate Base Adjust.       | n/a               | n/a                     | n/a                   | n/a                        | 0                    | 0                        |
| <b>Return Data</b>                |                   |                         |                       |                            |                      |                          |
| 410 Average Rate Base             | n/a               | n/a                     | n/a                   | n/a                        | 13,599,946           | n/a                      |
| 420 Return                        | n/a               | n/a                     | n/a                   | n/a                        | n/a                  | n/a                      |
| 430 Rate of Return                | n/a               | n/a                     | n/a                   | n/a                        | n/a                  | n/a                      |

|                                   | Interstate<br>Inter-<br>exchange<br>(G) | ROR<br>Regulated<br>I/S Access<br>(H) | Pay<br>Phone<br>(I) | Inside<br>Wire<br>(J) | BFP<br>(K) | Total<br>Common<br>Line<br>(L) | Total Switched<br>Traffic Sensitive<br>(M) | Special<br>Access<br>(N) |
|-----------------------------------|-----------------------------------------|---------------------------------------|---------------------|-----------------------|------------|--------------------------------|--------------------------------------------|--------------------------|
| <b>Revenues</b>                   |                                         |                                       |                     |                       |            |                                |                                            |                          |
| 100 Network Access                | n/a                                     | 3,168,543                             | 0                   | 0                     | 334,843    | 334,843                        | 0                                          | 0                        |
| 110 Uncollectibles                | n/a                                     | 0                                     | 0                   | 0                     | 0          | 0                              | 0                                          | 0                        |
| 120 Common Line Support           | n/a                                     | 1,189,452                             | 0                   | 0                     | 1,189,452  | 1,189,452                      | n/a                                        | n/a                      |
| 130 Long Term                     | n/a                                     | 0                                     | 0                   | 0                     | 0          | 0                              | n/a                                        | n/a                      |
| 140 Transitional                  | n/a                                     | 0                                     | 0                   | 0                     | 0          | 0                              | n/a                                        | n/a                      |
| 150 Miscellaneous                 | n/a                                     | 0                                     | 0                   | 0                     | 0          | 0                              | 0                                          | 0                        |
| 160 Net Revenues                  | n/a                                     | 4,357,995                             | 0                   | 0                     | 1,524,295  | 1,524,295                      | 0                                          | 0                        |
| <b>Expenses</b>                   |                                         |                                       |                     |                       |            |                                |                                            |                          |
| 170 Plant Specific                | 0                                       | 674,305                               | 0                   | 0                     | 325,021    | 325,021                        | 0                                          | 273,798                  |
| 171 Network Support               | 0                                       | 24,398                                | 0                   | 0                     | 5,230      | 5,230                          | 0                                          | 16,394                   |
| 172 General Support               | 0                                       | 47,110                                | 0                   | 0                     | 10,099     | 10,099                         | 0                                          | 31,654                   |
| 173 Central Office                | 0                                       | 387,586                               | 0                   | 0                     | 283,723    | 283,723                        | 0                                          | 36,766                   |
| 174 Operator Systems              | 0                                       | 0                                     | 0                   | 0                     | 0          | 0                              | 0                                          | 0                        |
| 175 COE Switching                 | 0                                       | 16,950                                | 0                   | 0                     | 0          | 0                              | 0                                          | 0                        |
| 176 COE Transmission              | 0                                       | 370,636                               | 0                   | 0                     | 283,723    | 283,723                        | 0                                          | 36,766                   |
| 177 IOT                           | 0                                       | 0                                     | 0                   | 0                     | 0          | 0                              | 0                                          | 0                        |
| 178 Cable & Wire Facilities       | 0                                       | 215,211                               | 0                   | 0                     | 25,969     | 25,969                         | 0                                          | 188,984                  |
| 180 Plant Non-Sp. Less Dep/Amor   | 0                                       | 0                                     | 0                   | 0                     | 0          | 0                              | 0                                          | 0                        |
| 190 Depreciation / Amortization   | 0                                       | 958,245                               | 0                   | 0                     | 266,653    | 266,653                        | 0                                          | 562,987                  |
| 200 Customer Operations           | 0                                       | 0                                     | 0                   | 0                     | 0          | 0                              | 0                                          | 0                        |
| 201 Marketing                     | 0                                       | 28,418                                | 0                   | 0                     | 6,092      | 6,092                          | 0                                          | 19,095                   |
| 202 Local Business Office         | 0                                       | 134,224                               | 0                   | 0                     | 65,789     | 65,789                         | 0                                          | 42,085                   |
| 203 Revenue Accounting            | 0                                       | 49,548                                | 0                   | 0                     | 2,009      | 2,009                          | 0                                          | 2,577                    |
| 204 Other Billing & Collection    | 0                                       | 1,317                                 | 0                   | 0                     | 0          | 0                              | 0                                          | 1,317                    |
| 210 Access                        | 0                                       | n/a                                   | n/a                 | n/a                   | n/a        | n/a                            | n/a                                        | n/a                      |
| 220 Corporate Operations          | 0                                       | 655,268                               | 0                   | 0                     | 341,973    | 341,973                        | 0                                          | 243,938                  |
| 230 AFUDC                         | n/a                                     | 0                                     | 0                   | 0                     | 0          | 0                              | 0                                          | 0                        |
| 240 Other Exp. & Adjustments      | 0                                       | 0                                     | 0                   | 0                     | 0          | 0                              | 0                                          | 0                        |
| 250 Taxes Other than FIT          | 0                                       | 1,519,357                             | 0                   | 0                     | 307,195    | 307,195                        | 0                                          | 1,064,315                |
| 260 Total Exp and Other Taxes     | 0                                       | 3,807,175                             | 0                   | 0                     | 1,240,842  | 1,240,842                      | 0                                          | 2,145,038                |
| <b>FIT Adjustments</b>            |                                         |                                       |                     |                       |            |                                |                                            |                          |
| 270 Adjustment for FIT            | 0                                       | 0                                     | 0                   | 0                     | 0          | 0                              | 0                                          | 0                        |
| 280 Amortized ITC                 | 0                                       | 0                                     | 0                   | 0                     | 0          | 0                              | 0                                          | 0                        |
| 290 Federal Income Taxes          | n/a                                     | 187,279                               | 0                   | 0                     | 96,374     | 96,374                         | 0                                          | (729,313)                |
| 300 Total Expenses & Taxes        | n/a                                     | 3,994,454                             | 0                   | 0                     | 1,337,216  | 1,337,216                      | 0                                          | 1,415,725                |
| <b>Telephone Plant in Service</b> |                                         |                                       |                     |                       |            |                                |                                            |                          |
| 310 General Support               | 0                                       | 2,089,861                             | 0                   | 0                     | 447,999    | 447,999                        | 0                                          | 1,404,227                |
| 320 Central Office Equip-Switch   | 0                                       | 1,675,631                             | 0                   | 0                     | 0          | 0                              | 0                                          | 0                        |
| 321 Operator Systems              | 0                                       | 0                                     | 0                   | 0                     | 0          | 0                              | 0                                          | 0                        |
| 322 Tandem Switching              | 0                                       | 0                                     | 0                   | 0                     | 0          | 0                              | 0                                          | 0                        |
| 323 Local Switching Cat. 3        | 0                                       | 1,675,631                             | 0                   | 0                     | 0          | 0                              | 0                                          | 0                        |
| 324 Equal Access                  | 0                                       | 0                                     | 0                   | 0                     | 0          | 0                              | 0                                          | 0                        |
| 330 Central Office Equip-Trans    | 0                                       | 2,993,473                             | 0                   | 0                     | 2,291,507  | 2,291,507                      | 0                                          | 296,945                  |
| 331 Subscriber Lines              | 0                                       | 0                                     | 0                   | 0                     | 0          | 0                              | 0                                          | 0                        |
| 332 Exchange Circuit              | 0                                       | 2,812,783                             | 0                   | 0                     | 2,291,507  | 2,291,507                      | 0                                          | 218,581                  |
| 333 Interexchange Circuit         | 0                                       | 180,690                               | 0                   | 0                     | 0          | 0                              | 0                                          | 78,364                   |
| 334 Host Remote                   | 0                                       | 0                                     | 0                   | 0                     | 0          | 0                              | 0                                          | 0                        |
| 340 Cable & Wire                  | 0                                       | 14,847,050                            | 0                   | 0                     | 1,662,094  | 1,662,094                      | 0                                          | 12,095,399               |
| 341 Subscriber Lines              | 0                                       | 12,029,982                            | 0                   | 0                     | 0          | 0                              | 0                                          | 12,017,088               |
| 342 Exchange                      | 0                                       | 2,812,783                             | 0                   | 0                     | 1,662,094  | 1,662,094                      | 0                                          | 77,628                   |
| 343 Interexchange                 | 0                                       | 4,285                                 | 0                   | 0                     | 0          | 0                              | 0                                          | 683                      |
| 344 Host Remote                   | 0                                       | 0                                     | 0                   | 0                     | 0          | 0                              | 0                                          | 0                        |
| 350 Info Orig/Term Equipment      | 0                                       | 0                                     | 0                   | 0                     | 0          | 0                              | 0                                          | 0                        |
| 360 Amortizable Assets            | 0                                       | 0                                     | 0                   | 0                     | 0          | 0                              | 0                                          | 0                        |
| 370 Total Plant In Service        | 0                                       | 21,606,015                            | 0                   | 0                     | 4,401,600  | 4,401,600                      | 0                                          | 13,796,571               |
| <b>Adjustments to TPIS</b>        |                                         |                                       |                     |                       |            |                                |                                            |                          |
| 380 Depr / Amor Reserve           | 0                                       | 8,006,069                             | 0                   | 0                     | 1,880,742  | 1,880,742                      | 0                                          | 4,993,480                |
| 390 Accum Deferred Income Tax     | 0                                       | 0                                     | 0                   | 0                     | 0          | 0                              | 0                                          | 0                        |
| 400 Other Rate Base Adjust.       | 0                                       | 0                                     | 0                   | 0                     | 0          | 0                              | 0                                          | 0                        |
| <b>Return Data</b>                |                                         |                                       |                     |                       |            |                                |                                            |                          |
| 410 Average Rate Base             | n/a                                     | 13,599,946                            | 0                   | 0                     | 2,520,858  | 2,520,858                      | 0                                          | 8,803,091                |
| 420 Return                        | n/a                                     | 363,541                               | 0                   | 0                     | 187,079    | 187,079                        | 0                                          | (1,415,725)              |
| 430 Rate of Return                | 11.00%                                  | 2.67%                                 | 0.00%               | 0.00%                 | 7.42%      | 7.42%                          | 0.00%                                      | -16.08%                  |

|                                   | Total<br>Company<br>(A) | Part 64<br>Adjustments<br>(B) | Other<br>Adjustments<br>(C) | Subject to<br>Separations<br>(D) | Total<br>Interstate<br>(E) | Billing &<br>Collection<br>(F) |
|-----------------------------------|-------------------------|-------------------------------|-----------------------------|----------------------------------|----------------------------|--------------------------------|
| <b>Revenues</b>                   |                         |                               |                             |                                  |                            |                                |
| 100 Network Access                | n/a                     | n/a                           | n/a                         | n/a                              | n/a                        | n/a                            |
| 110 Uncollectibles                | n/a                     | n/a                           | n/a                         | n/a                              | n/a                        | n/a                            |
| 120 Common Line Support           | n/a                     | n/a                           | n/a                         | n/a                              | n/a                        | n/a                            |
| 130 Long Term                     | n/a                     | n/a                           | n/a                         | n/a                              | n/a                        | n/a                            |
| 140 Transitional                  | n/a                     | n/a                           | n/a                         | n/a                              | n/a                        | n/a                            |
| 150 Miscellaneous                 | n/a                     | n/a                           | n/a                         | n/a                              | n/a                        | n/a                            |
| 160 Net Revenues                  | n/a                     | n/a                           | n/a                         | n/a                              | n/a                        | n/a                            |
|                                   | ----                    | ----                          | ----                        | ----                             | ----                       | ----                           |
| <b>Expenses</b>                   |                         |                               |                             |                                  |                            |                                |
| 170 Plant Specific                | n/a                     | n/a                           | n/a                         | n/a                              | 632,845                    | 0                              |
| 171 Network Support               | 30,991                  | (799)                         | 0                           | 30,192                           | 17,711                     | 0                              |
| 172 General Support               | 203,760                 | (99,343)                      | 0                           | 104,417                          | 61,253                     | 0                              |
| 173 Central Office                | 975,237                 | 3,811                         | 0                           | 979,048                          | 357,087                    | 0                              |
| 174 Operator Systems              | 0                       | 0                             | 0                           | 0                                | 0                          | 0                              |
| 175 COE Switching                 | 41,645                  | 163                           | 0                           | 41,808                           | 15,249                     | 0                              |
| 176 COE Transmission              | 933,592                 | 3,648                         | 0                           | 937,240                          | 341,838                    | 0                              |
| 177 IOT                           | 0                       | 0                             | 0                           | 0                                | 0                          | 0                              |
| 178 Cable & Wire Facilities       | 269,832                 | 1,054                         | 0                           | 270,886                          | 196,794                    | 0                              |
| 180 Plant Non-Sp. Less Dep/Amor   | n/a                     | n/a                           | n/a                         | n/a                              | 0                          | 0                              |
| 190 Depreciation / Amortization   | 146,811                 | (7,562)                       | 0                           | 139,249                          | 81,685                     | 0                              |
| 200 Customer Operations           | n/a                     | n/a                           | n/a                         | n/a                              | 0                          | 0                              |
| 201 Marketing                     | 76,767                  | 0                             | 0                           | 76,767                           | 30,300                     | 0                              |
| 202 Local Business Office         | 185,251                 | 1,072                         | 0                           | 186,323                          | 81,757                     | 0                              |
| 203 Revenue Accounting            | 89,179                  | 0                             | 0                           | 89,179                           | 44,590                     | 0                              |
| 204 Other Billing & Collection    | 0                       | 0                             | 0                           | 0                                | 0                          | 0                              |
| 210 Access                        | n/a                     | n/a                           | n/a                         | n/a                              | 0                          | n/a                            |
| 220 Corporate Operations          | n/a                     | n/a                           | n/a                         | n/a                              | 676,769                    | 0                              |
| 230 AFUDC                         | n/a                     | n/a                           | n/a                         | n/a                              | n/a                        | n/a                            |
| 240 Other Exp. & Adjustments      | n/a                     | n/a                           | n/a                         | n/a                              | 0                          | 0                              |
| 250 Taxes Other than FIT          | n/a                     | n/a                           | n/a                         | n/a                              | 74,982                     | 0                              |
| 260 Total Exp and Other Taxes     | n/a                     | n/a                           | n/a                         | n/a                              | 1,466,281                  | 0                              |
|                                   | ----                    | ----                          | ----                        | ----                             | ----                       | ----                           |
| <b>FIT Adjustments</b>            |                         |                               |                             |                                  |                            |                                |
| 270 Adjustment for FIT            | 0                       | 0                             | 0                           | 0                                | 0                          | 0                              |
| 280 Amortized ITC                 | 0                       | 0                             | 0                           | 0                                | 0                          | 0                              |
| 290 Federal Income Taxes          | n/a                     | n/a                           | n/a                         | n/a                              | 0                          | n/a                            |
|                                   | ----                    | ----                          | ----                        | ----                             | ----                       | ----                           |
| 300 Total Expenses & Taxes        | n/a                     | n/a                           | n/a                         | n/a                              | 1,466,281                  | n/a                            |
|                                   | ----                    | ----                          | ----                        | ----                             | ----                       | ----                           |
| <b>Telephone Plant in Service</b> |                         |                               |                             |                                  |                            |                                |
| 310 General Support               | 3,342,586               | 0                             | 0                           | 3,342,586                        | 1,960,809                  | 0                              |
| 320 Central Office Equip-Switch   | 1,634,526               | 0                             | 0                           | 1,634,526                        | 1,389,347                  | 0                              |
| 321 Operator Systems              | 0                       | 0                             | 0                           | 0                                | 0                          | 0                              |
| 322 Tandem Switching              | 0                       | 0                             | 0                           | 0                                | 0                          | 0                              |
| 323 Local Switching Cat. 3        | 1,634,526               | 0                             | 0                           | 1,634,526                        | 1,389,347                  | 0                              |
| 324 Equal Access                  | 0                       | 0                             | 0                           | 0                                | 0                          | 0                              |
| 330 Central Office Equip-Trans    | 10,276,716              | 0                             | 0                           | 10,276,716                       | 2,962,464                  | 0                              |
| 331 Subscriber Lines              | 0                       | 0                             | 0                           | 0                                | 0                          | 0                              |
| 332 Exchange Circuit              | 10,088,925              | 0                             | 0                           | 10,088,925                       | 2,812,065                  | 0                              |
| 333 Interexchange Circuit         | 187,791                 | 0                             | 0                           | 187,791                          | 150,399                    | 0                              |
| 334 Host Remote                   | 0                       | 0                             | 0                           | 0                                | 0                          | 0                              |
| 340 Cable & Wire                  | 18,820,715              | 0                             | 0                           | 18,820,715                       | 13,751,194                 | 0                              |
| 341 Subscriber Lines              | 12,051,893              | 0                             | 0                           | 12,051,893                       | 12,051,893                 | 0                              |
| 342 Exchange                      | 6,762,571               | 0                             | 0                           | 6,762,571                        | 1,695,059                  | 0                              |
| 343 Interexchange                 | 6,251                   | 0                             | 0                           | 6,251                            | 4,242                      | 0                              |
| 344 Host Remote                   | 0                       | 0                             | 0                           | 0                                | 0                          | 0                              |
| 350 Info Orig/Term Equipment      | 0                       | 0                             | 0                           | 0                                | 0                          | 0                              |
| 360 Amortizable Assets            | 0                       | 0                             | 0                           | 0                                | 0                          | 0                              |
| 370 Total Plant In Service        | 34,074,543              | 0                             | 0                           | 34,074,543                       | 20,063,814                 | 0                              |
|                                   | ----                    | ----                          | ----                        | ----                             | ----                       | ----                           |
| <b>Adjustments to TPIS</b>        |                         |                               |                             |                                  |                            |                                |
| 380 Depr / Amor Reserve           | 13,222,005              | 0                             | 0                           | 13,222,005                       | 7,471,428                  | 0                              |
| 390 Accum Deferred Income Tax     | 0                       | 0                             | 0                           | 0                                | 0                          | 0                              |
| 400 Other Rate Base Adjust.       | n/a                     | n/a                           | n/a                         | n/a                              | 0                          | 0                              |
|                                   | ----                    | ----                          | ----                        | ----                             | ----                       | ----                           |
| <b>Return Data</b>                |                         |                               |                             |                                  |                            |                                |
| 410 Average Rate Base             | n/a                     | n/a                           | n/a                         | n/a                              | 12,592,386                 | n/a                            |
| 420 Return                        | n/a                     | n/a                           | n/a                         | n/a                              | n/a                        | n/a                            |
| 430 Rate of Return                | n/a                     | n/a                           | n/a                         | n/a                              | n/a                        | n/a                            |

|                                   | Interstate<br>Inter-<br>exchange<br>(G) | ROR<br>Regulated<br>I/S Access<br>(H) | Pay<br>Phone<br>(I) | Inside<br>Wire<br>(J) | BFP<br>(K) | Total<br>Common<br>Line<br>(L) | Total Switched<br>Traffic Sensitive<br>(M) | Special<br>Access<br>(N) |
|-----------------------------------|-----------------------------------------|---------------------------------------|---------------------|-----------------------|------------|--------------------------------|--------------------------------------------|--------------------------|
| <b>Revenues</b>                   |                                         |                                       |                     |                       |            |                                |                                            |                          |
| 100 Network Access                | n/a                                     | 3,078,047                             | 0                   | 0                     | 344,193    | 344,193                        | 0                                          | 0                        |
| 110 Uncollectibles                | n/a                                     | 0                                     | 0                   | 0                     | 0          | 0                              | 0                                          | 0                        |
| 120 Common Line Support           | n/a                                     | 1,189,452                             | 0                   | 0                     | 1,189,452  | 1,189,452                      | n/a                                        | n/a                      |
| 130 Long Term                     | n/a                                     | 0                                     | 0                   | 0                     | 0          | 0                              | n/a                                        | n/a                      |
| 140 Transitional                  | n/a                                     | 0                                     | 0                   | 0                     | 0          | 0                              | n/a                                        | n/a                      |
| 150 Miscellaneous                 | n/a                                     | 0                                     | 0                   | 0                     | 0          | 0                              | 0                                          | 0                        |
| 160 Net Revenues                  | n/a                                     | 4,267,499                             | 0                   | 0                     | 1,533,645  | 1,533,645                      | 0                                          | 0                        |
| <b>Expenses</b>                   |                                         |                                       |                     |                       |            |                                |                                            |                          |
| 170 Plant Specific                | 0                                       | 632,845                               | 0                   | 0                     | 309,612    | 309,612                        | 0                                          | 248,322                  |
| 171 Network Support               | 0                                       | 17,711                                | 0                   | 0                     | 3,871      | 3,871                          | 0                                          | 12,040                   |
| 172 General Support               | 0                                       | 61,253                                | 0                   | 0                     | 13,387     | 13,387                         | 0                                          | 41,639                   |
| 173 Central Office                | 0                                       | 357,087                               | 0                   | 0                     | 269,107    | 269,107                        | 0                                          | 21,149                   |
| 174 Operator Systems              | 0                                       | 0                                     | 0                   | 0                     | 0          | 0                              | 0                                          | 0                        |
| 175 COE Switching                 | 0                                       | 15,249                                | 0                   | 0                     | 0          | 0                              | 0                                          | 0                        |
| 176 COE Transmission              | 0                                       | 341,838                               | 0                   | 0                     | 269,107    | 269,107                        | 0                                          | 21,149                   |
| 177 IOT                           | 0                                       | 0                                     | 0                   | 0                     | 0          | 0                              | 0                                          | 0                        |
| 178 Cable & Wire Facilities       | 0                                       | 196,794                               | 0                   | 0                     | 23,247     | 23,247                         | 0                                          | 173,494                  |
| 180 Plant Non-Sp. Less Dep/Amor   | 0                                       | 0                                     | 0                   | 0                     | 0          | 0                              | 0                                          | 0                        |
| 190 Depreciation / Amortization   | 0                                       | 81,685                                | 0                   | 0                     | 17,853     | 17,853                         | 0                                          | 55,530                   |
| 200 Customer Operations           | 0                                       | 0                                     | 0                   | 0                     | 0          | 0                              | 0                                          | 0                        |
| 201 Marketing                     | 0                                       | 30,300                                | 0                   | 0                     | 6,622      | 6,622                          | 0                                          | 20,598                   |
| 202 Local Business Office         | 0                                       | 81,757                                | 0                   | 0                     | 59,103     | 59,103                         | 0                                          | 1,974                    |
| 203 Revenue Accounting            | 0                                       | 44,590                                | 0                   | 0                     | 0          | 0                              | 0                                          | 38,790                   |
| 204 Other Billing & Collection    | 0                                       | 0                                     | 0                   | 0                     | 0          | 0                              | 0                                          | 0                        |
| 210 Access                        | 0                                       | n/a                                   | n/a                 | n/a                   | n/a        | n/a                            | n/a                                        | n/a                      |
| 220 Corporate Operations          | 0                                       | 676,769                               | 0                   | 0                     | 365,245    | 365,245                        | 0                                          | 238,750                  |
| 230 AFUDC                         | n/a                                     | 0                                     | 0                   | 0                     | 0          | 0                              | 0                                          | 0                        |
| 240 Other Exp. & Adjustments      | 0                                       | 0                                     | 0                   | 0                     | 0          | 0                              | 0                                          | 0                        |
| 250 Taxes Other than FIT          | 0                                       | 74,982                                | 0                   | 0                     | 16,388     | 16,388                         | 0                                          | 50,972                   |
| 260 Total Exp and Other Taxes     | 0                                       | 1,466,281                             | 0                   | 0                     | 709,098    | 709,098                        | 0                                          | 593,574                  |
| <b>FIT Adjustments</b>            |                                         |                                       |                     |                       |            |                                |                                            |                          |
| 270 Adjustment for FIT            | 0                                       | 0                                     | 0                   | 0                     | 0          | 0                              | 0                                          | 0                        |
| 280 Amortized ITC                 | 0                                       | 0                                     | 0                   | 0                     | 0          | 0                              | 0                                          | 0                        |
| 290 Federal Income Taxes          | n/a                                     | 952,414                               | 0                   | 0                     | 280,346    | 280,346                        | 0                                          | (201,815)                |
| 300 Total Expenses & Taxes        | n/a                                     | 2,418,695                             | 0                   | 0                     | 989,444    | 989,444                        | 0                                          | 391,759                  |
| <b>Telephone Plant in Service</b> |                                         |                                       |                     |                       |            |                                |                                            |                          |
| 310 General Support               | 0                                       | 1,960,809                             | 0                   | 0                     | 428,553    | 428,553                        | 0                                          | 1,332,952                |
| 320 Central Office Equip-Switch   | 0                                       | 1,389,347                             | 0                   | 0                     | 0          | 0                              | 0                                          | 0                        |
| 321 Operator Systems              | 0                                       | 0                                     | 0                   | 0                     | 0          | 0                              | 0                                          | 0                        |
| 322 Tandem Switching              | 0                                       | 0                                     | 0                   | 0                     | 0          | 0                              | 0                                          | 0                        |
| 323 Local Switching Cat. 3        | 0                                       | 1,389,347                             | 0                   | 0                     | 0          | 0                              | 0                                          | 0                        |
| 324 Equal Access                  | 0                                       | 0                                     | 0                   | 0                     | 0          | 0                              | 0                                          | 0                        |
| 330 Central Office Equip-Trans    | 0                                       | 2,962,464                             | 0                   | 0                     | 2,332,152  | 2,332,152                      | 0                                          | 183,283                  |
| 331 Subscriber Lines              | 0                                       | 0                                     | 0                   | 0                     | 0          | 0                              | 0                                          | 0                        |
| 332 Exchange Circuit              | 0                                       | 2,812,065                             | 0                   | 0                     | 2,332,152  | 2,332,152                      | 0                                          | 101,399                  |
| 333 Interexchange Circuit         | 0                                       | 150,399                               | 0                   | 0                     | 0          | 0                              | 0                                          | 81,884                   |
| 334 Host Remote                   | 0                                       | 0                                     | 0                   | 0                     | 0          | 0                              | 0                                          | 0                        |
| 340 Cable & Wire                  | 0                                       | 13,751,194                            | 0                   | 0                     | 1,624,430  | 1,624,430                      | 0                                          | 12,123,083               |
| 341 Subscriber Lines              | 0                                       | 12,051,893                            | 0                   | 0                     | 0          | 0                              | 0                                          | 12,051,893               |
| 342 Exchange                      | 0                                       | 1,695,059                             | 0                   | 0                     | 1,624,430  | 1,624,430                      | 0                                          | 70,628                   |
| 343 Interexchange                 | 0                                       | 4,242                                 | 0                   | 0                     | 0          | 0                              | 0                                          | 562                      |
| 344 Host Remote                   | 0                                       | 0                                     | 0                   | 0                     | 0          | 0                              | 0                                          | 0                        |
| 350 Info Orig/Term Equipment      | 0                                       | 0                                     | 0                   | 0                     | 0          | 0                              | 0                                          | 0                        |
| 360 Amortizable Assets            | 0                                       | 0                                     | 0                   | 0                     | 0          | 0                              | 0                                          | 0                        |
| 370 Total Plant In Service        | 0                                       | 20,063,814                            | 0                   | 0                     | 4,385,135  | 4,385,135                      | 0                                          | 13,639,318               |
| <b>Adjustments to TPIS</b>        |                                         |                                       |                     |                       |            |                                |                                            |                          |
| 380 Depr / Amor Reserve           | 0                                       | 7,471,428                             | 0                   | 0                     | 1,007,138  | 1,007,138                      | 0                                          | 4,473,235                |
| 390 Accum Deferred Income Tax     | 0                                       | 0                                     | 0                   | 0                     | 0          | 0                              | 0                                          | 0                        |
| 400 Other Rate Base Adjust.       | 0                                       | 0                                     | 0                   | 0                     | 0          | 0                              | 0                                          | 0                        |
| <b>Return Data</b>                |                                         |                                       |                     |                       |            |                                |                                            |                          |
| 410 Average Rate Base             | n/a                                     | 12,592,386                            | 0                   | 0                     | 3,377,997  | 3,377,997                      | 0                                          | 9,166,083                |
| 420 Return                        | n/a                                     | 1,848,804                             | 0                   | 0                     | 544,201    | 544,201                        | 0                                          | (391,759)                |
| 430 Rate of Return                | 0.00%                                   | 14.68%                                | 0.00%               | 0.00%                 | 16.11%     | 16.11%                         | 0.00%                                      | -4.27%                   |

COS-2  
 Filing Date: 6/16/2016  
 Filing Entity: Cordova Telephone Cooperative  
 Transmittal Number: 18  
 COSA: 0

Rate-of-Return TRP  
 7/16- 6/17  
 Versus 2015 Actual

|                                | Common<br>Line<br>(A) | Traffic<br>Sensitive<br>Switched<br>(B) | Traffic<br>Sensitive<br>Special<br>(C) | Other<br>Interstate<br>(D) | Total<br>Interstate<br>(E) | Total Co.<br>Subject to<br>Separations<br>(F) |
|--------------------------------|-----------------------|-----------------------------------------|----------------------------------------|----------------------------|----------------------------|-----------------------------------------------|
| <b>Forecast, 7/16- 6/17</b>    |                       |                                         |                                        |                            |                            |                                               |
| <b>Revenue Requirement</b>     |                       |                                         |                                        |                            |                            |                                               |
| 100 Depreciation/Amortization  | 266,653               | 0                                       | 562,987                                | 0                          | 829,640                    | 1,823,464                                     |
| 105 Expense Less Dep & Amor    | 666,994               | 0                                       | 517,736                                | 2,341                      | 2,290,159                  | n/a                                           |
| 110 Taxes Less FIT             | 307,195               | 0                                       | 1,064,315                              | 0                          | n/a                        | n/a                                           |
| 115 Return                     | 187,079               | 0                                       | (1,415,725)                            | n/a                        | n/a                        | n/a                                           |
| 120 FIT                        | 96,374                | 0                                       | (729,313)                              | n/a                        | n/a                        | n/a                                           |
| 125 Uncol., IDC & Other Adj.   | 0                     | 0                                       | 0                                      | n/a                        | n/a                        | n/a                                           |
| 130 Revenue Requirement        | 1,524,295             | 0                                       | 0                                      | n/a                        | n/a                        | n/a                                           |
| 135 Access Service Revenue     | 1,524,295             | 0                                       | 0                                      | n/a                        | n/a                        | n/a                                           |
|                                | ---                   | ---                                     | ---                                    | ---                        | ---                        | ---                                           |
| <b>Rate Base</b>               |                       |                                         |                                        |                            |                            |                                               |
| 140 Telephone Plant in Service | 4,401,600             | 0                                       | 13,796,571                             | 0                          | 18,198,171                 | 34,893,727                                    |
| 145 Rate Base Adjustments      | 0                     | 0                                       | 0                                      | 0                          | 0                          | n/a                                           |
| 150 Depreciation Reserves      | 1,880,742             | 0                                       | 4,993,480                              | 0                          | 6,874,222                  | 14,157,637                                    |
| 155 Accum Deferred Income Tax  | 0                     | 0                                       | 0                                      | 0                          | 0                          | 0                                             |
| 160 Average Rate Base          | 2,520,858             | 0                                       | 8,803,091                              | 0                          | 11,323,949                 | n/a                                           |
| <b>Actual, 1/15- 12/15</b>     |                       |                                         |                                        |                            |                            |                                               |
| <b>Revenue Requirement</b>     |                       |                                         |                                        |                            |                            |                                               |
| 200 Depreciation/Amortization  | 17,853                | 0                                       | 55,530                                 | 0                          | 81,685                     | 139,249                                       |
| 205 Expense Less Dep & Amor    | 674,857               | 0                                       | 487,072                                | 0                          | 1,309,614                  | n/a                                           |
| 210 Taxes Less FIT             | 16,388                | 0                                       | 50,972                                 | 0                          | n/a                        | n/a                                           |
| 215 Return                     | 544,201               | 0                                       | (391,759)                              | n/a                        | n/a                        | n/a                                           |
| 220 FIT                        | 280,346               | 0                                       | (201,815)                              | n/a                        | n/a                        | n/a                                           |
| 225 Uncol., IDC & Other Adj.   | 0                     | 0                                       | 0                                      | n/a                        | n/a                        | n/a                                           |
| 230 Revenue Requirement        | 1,533,645             | 0                                       | 0                                      | n/a                        | n/a                        | n/a                                           |
| 235 Access Service Revenue     | 1,533,645             | 0                                       | 0                                      | n/a                        | n/a                        | n/a                                           |
|                                | ---                   | ---                                     | ---                                    | ---                        | ---                        | ---                                           |
| <b>Rate Base</b>               |                       |                                         |                                        |                            |                            |                                               |
| 240 Telephone Plant in Service | 4,385,135             | 0                                       | 13,639,318                             | 0                          | 20,063,814                 | 34,074,543                                    |
| 245 Rate Base Adjustments      | 0                     | 0                                       | 0                                      | 0                          | 0                          | n/a                                           |
| 250 Depreciation Reserves      | 1,007,138             | 0                                       | 4,473,235                              | 0                          | 7,471,428                  | 13,222,005                                    |
| 255 Accum Deferred Income Tax  | 0                     | 0                                       | 0                                      | 0                          | 0                          | 0                                             |
| 260 Average Rate Base          | 3,377,997             | 0                                       | 9,166,083                              | 0                          | 12,544,080                 | n/a                                           |

COS-2  
 Filing Date: 6/16/2016  
 Filing Entity: Cordova Telephone Cooperative  
 Transmittal Number: 18  
 COSA: 0

Rate-of-Return TRP  
 7/16- 6/17  
 Versus 2015 Actual

|                                | Common<br>Line<br>(A) | Traffic<br>Sensitive<br>Switched<br>(B) | Traffic<br>Sensitive<br>Special<br>(C) | Other<br>Interstate<br>(D) | Total<br>Interstate<br>(E) | Total Co.<br>Subject to<br>Separations<br>(F) |
|--------------------------------|-----------------------|-----------------------------------------|----------------------------------------|----------------------------|----------------------------|-----------------------------------------------|
| <b>Forecast, 7/15 - 6/16</b>   |                       |                                         |                                        |                            |                            |                                               |
| <b>Revenue Requirement</b>     |                       |                                         |                                        |                            |                            |                                               |
| 100 Depreciation/Amortization  | 0                     | 0                                       | 0                                      | 0                          | 0                          | 0                                             |
| 105 Expense Less Dep & Amor    | 0                     | 0                                       | 0                                      | 0                          | 0                          | n/a                                           |
| 110 Taxes Less FIT             | 0                     | 0                                       | 0                                      | 0                          | n/a                        | n/a                                           |
| 115 Return                     | 0                     | 0                                       | 0                                      | 0                          | n/a                        | n/a                                           |
| 120 FIT                        | 0                     | 0                                       | 0                                      | 0                          | n/a                        | n/a                                           |
| 125 Uncol., IDC & Other Adj.   | 0                     | 0                                       | 0                                      | 0                          | n/a                        | n/a                                           |
| 130 Revenue Requirement        | 0                     | 0                                       | 0                                      | 0                          | n/a                        | n/a                                           |
| 135 Access Service Revenue     | 0                     | 0                                       | 0                                      | 0                          | n/a                        | n/a                                           |
|                                | ----                  | ----                                    | ----                                   | ----                       | ----                       | ----                                          |
| <b>Rate Base</b>               |                       |                                         |                                        |                            |                            |                                               |
| 140 Telephone Plant in Service | 0                     | 0                                       | 0                                      | 0                          | 0                          | 0                                             |
| 145 Rate Base Adjustments      | 0                     | 0                                       | 0                                      | 0                          | 0                          | n/a                                           |
| 150 Depreciation Reserves      | 0                     | 0                                       | 0                                      | 0                          | 0                          | 0                                             |
| 155 Accum Deferred Income Tax  | 0                     | 0                                       | 0                                      | 0                          | 0                          | 0                                             |
| 160 Average Rate Base          | 0                     | 0                                       | 0                                      | 0                          | 0                          | n/a                                           |
| <b>Actual, 1/14 - 12/14</b>    |                       |                                         |                                        |                            |                            |                                               |
| <b>Revenue Requirement</b>     |                       |                                         |                                        |                            |                            |                                               |
| 200 Depreciation/Amortization  | 0                     | 0                                       | 0                                      | 0                          | 0                          | 0                                             |
| 205 Expense Less Dep & Amor    | 0                     | 0                                       | 0                                      | 0                          | 0                          | n/a                                           |
| 210 Taxes Less FIT             | 0                     | 0                                       | 0                                      | 0                          | 0                          | n/a                                           |
| 215 Return                     | 0                     | 0                                       | 0                                      | 0                          | 0                          | n/a                                           |
| 220 FIT                        | 0                     | 0                                       | 0                                      | 0                          | 0                          | n/a                                           |
| 225 Uncol., IDC & Other Adj.   | 0                     | 0                                       | 0                                      | 0                          | 0                          | n/a                                           |
| 230 Revenue Requirement        | 0                     | 0                                       | 0                                      | 0                          | 0                          | n/a                                           |
| 235 Access Service Revenue     | 0                     | 0                                       | 0                                      | 0                          | n/a                        | n/a                                           |
|                                | ----                  | ----                                    | ----                                   | ----                       | ----                       | ----                                          |
| <b>Rate Base</b>               |                       |                                         |                                        |                            |                            |                                               |
| 240 Telephone Plant in Service | 0                     | 0                                       | 0                                      | 0                          | 0                          | 0                                             |
| 245 Rate Base Adjustments      | 0                     | 0                                       | 0                                      | 0                          | 0                          | n/a                                           |
| 250 Depreciation Reserves      | 0                     | 0                                       | 0                                      | 0                          | 0                          | 0                                             |
| 255 Accum Deferred Income Tax  | 0                     | 0                                       | 0                                      | 0                          | 0                          | 0                                             |
| 260 Average Rate Base          | 0                     | 0                                       | 0                                      | 0                          | 0                          | n/a                                           |

COS-2  
 Filing Date: 6/16/2016  
 Filing Entity: Cordova Telephone Cooperative  
 Transmittal Number: 18  
 COSA: 0

Rate-of-Return TRP  
 7/16- 6/17  
 Versus 2015 Actual

|                                | Common<br>Line<br>(A) | Traffic<br>Sensitive<br>Switched<br>(B) | Traffic<br>Sensitive<br>Special<br>(C) | Other<br>Interstate<br>(D) | Total<br>Interstate<br>(E) | Total Co.<br>Subject to<br>Separations<br>(F) |
|--------------------------------|-----------------------|-----------------------------------------|----------------------------------------|----------------------------|----------------------------|-----------------------------------------------|
| <b>Forecast, 7/14 - 6/15</b>   |                       |                                         |                                        |                            |                            |                                               |
| <b>Revenue Requirement</b>     |                       |                                         |                                        |                            |                            |                                               |
| 100 Depreciation/Amortization  | 0                     | 0                                       | 0                                      | 0                          | 0                          | 0                                             |
| 105 Expense Less Dep & Amor    | 0                     | 0                                       | 0                                      | 0                          | 0                          | n/a                                           |
| 110 Taxes Less FIT             | 0                     | 0                                       | 0                                      | 0                          | n/a                        | n/a                                           |
| 115 Return                     | 0                     | 0                                       | 0                                      | 0                          | n/a                        | n/a                                           |
| 120 FIT                        | 0                     | 0                                       | 0                                      | 0                          | n/a                        | n/a                                           |
| 125 Uncol., IDC & Other Adj.   | 0                     | 0                                       | 0                                      | 0                          | n/a                        | n/a                                           |
| 130 Revenue Requirement        | 0                     | 0                                       | 0                                      | 0                          | n/a                        | n/a                                           |
| 135 Access Service Revenue     | 0                     | 0                                       | 0                                      | 0                          | n/a                        | n/a                                           |
|                                | ----                  | ----                                    | ----                                   | ----                       | ----                       | ----                                          |
| <b>Rate Base</b>               |                       |                                         |                                        |                            |                            |                                               |
| 140 Telephone Plant in Service | 0                     | 0                                       | 0                                      | 0                          | 0                          | 0                                             |
| 145 Rate Base Adjustments      | 0                     | 0                                       | 0                                      | 0                          | 0                          | n/a                                           |
| 150 Depreciation Reserves      | 0                     | 0                                       | 0                                      | 0                          | 0                          | 0                                             |
| 155 Accum Deferred Income Tax  | 0                     | 0                                       | 0                                      | 0                          | 0                          | 0                                             |
| 160 Average Rate Base          | 0                     | 0                                       | 0                                      | 0                          | 0                          | n/a                                           |
|                                | ----                  | ----                                    | ----                                   | ----                       | ----                       | ----                                          |
|                                | ----                  | ----                                    | ----                                   | ----                       | ----                       | ----                                          |
|                                | ----                  | ----                                    | ----                                   | ----                       | ----                       | ----                                          |
| <b>Actual, 1/13- 12/13</b>     |                       |                                         |                                        |                            |                            |                                               |
| <b>Revenue Requirement</b>     |                       |                                         |                                        |                            |                            |                                               |
| 200 Depreciation/Amortization  | 0                     | 0                                       | 0                                      | 0                          | 0                          | 0                                             |
| 205 Expense Less Dep & Amor    | 0                     | 0                                       | 0                                      | 0                          | 0                          | n/a                                           |
| 210 Taxes Less FIT             | 0                     | 0                                       | 0                                      | 0                          | 0                          | n/a                                           |
| 215 Return                     | 0                     | 0                                       | 0                                      | 0                          | 0                          | n/a                                           |
| 220 FIT                        | 0                     | 0                                       | 0                                      | 0                          | 0                          | n/a                                           |
| 225 Uncol., IDC & Other Adj.   | 0                     | 0                                       | 0                                      | 0                          | 0                          | n/a                                           |
| 230 Revenue Requirement        | 0                     | 0                                       | 0                                      | 0                          | 0                          | n/a                                           |
| 235 Access Service Revenue     | 0                     | 0                                       | 0                                      | n/a                        | n/a                        | n/a                                           |
|                                | ----                  | ----                                    | ----                                   | ----                       | ----                       | ----                                          |
| <b>Rate Base</b>               |                       |                                         |                                        |                            |                            |                                               |
| 240 Telephone Plant in Service | 0                     | 0                                       | 0                                      | 0                          | 0                          | 0                                             |
| 245 Rate Base Adjustments      | 0                     | 0                                       | 0                                      | 0                          | 0                          | n/a                                           |
| 250 Depreciation Reserves      | 0                     | 0                                       | 0                                      | 0                          | 0                          | 0                                             |
| 255 Accum Deferred Income Tax  | 0                     | 0                                       | 0                                      | 0                          | 0                          | 0                                             |
| 260 Average Rate Base          | 0                     | 0                                       | 0                                      | 0                          | 0                          | n/a                                           |

**MAG-1**  
**Filing Date:** 6/16/2016  
**Filing Entity:** Cordova Telephone Cooperative  
**Transmittal Number :** 18  
**COSA:** 0

| Access Element      | Interstate Revenue Requirement Prior to Adjustments<br>(A)<br>Note 1 | Frozen Line Port Transfer<br>(B)<br>Note 2 | Universal Service Fund Contribution<br>(C)<br>Note 3 | Interstate Revenue Requirement Subject to TIC Re-allocation<br>(D)<br>Cols. (A)+(B)+(C) | Frozen TIC Re-allocation<br>(E)<br>Note 4 | Interstate Revenue Requirement Subject to Rate Making<br>(F)<br>Cols. (D)+(E) |
|---------------------|----------------------------------------------------------------------|--------------------------------------------|------------------------------------------------------|-----------------------------------------------------------------------------------------|-------------------------------------------|-------------------------------------------------------------------------------|
| Carrier Common Line | \$334,843                                                            |                                            | \$0                                                  | \$334,843                                                                               |                                           | \$334,843                                                                     |
| Special Access      | <u>\$0</u>                                                           |                                            |                                                      | <u>\$0</u>                                                                              |                                           | \$0                                                                           |

Note 1: Source of Revenue Requirements in Column (A)

Carrier Common Line **TRP COS-1(P) Line 100, Column (L)**

Special Access **TRP COS-1(P) Line 100, Column U**

Note 2: Enter an amount equal to the amounts on the most recently filed Form MAG-1.

Note 3: Projected Amount per Account 6540

Note 4: Enter amounts equal to the amounts on the most recently filed Form MAG-1.



REV-1

Filing Date:

6/16/2016

Filing Entity:

Cordova Telephone Cooperative

Transmittal Number:

18

COSA


0

Page 9 of 21

Rate-of-Return TRP

Switched Access Revenue

Test Year 7/15-6/16




|                               | Minute or<br>Message<br>Rate<br>(A) | Minute<br>Miles<br>Rate<br>(B) | Line or<br>Trunk<br>Rate<br>(C) | Minute or<br>Message<br>Demand<br>(D) | Minute<br>Miles<br>Demand<br>(E) | Line or<br>Trunk<br>Demand<br>(F) | Access<br>Revenue<br>(G) | Revenue<br>Requirement<br>(H) |
|-------------------------------|-------------------------------------|--------------------------------|---------------------------------|---------------------------------------|----------------------------------|-----------------------------------|--------------------------|-------------------------------|
| <b>Common Line</b>            |                                     |                                |                                 |                                       |                                  |                                   |                          |                               |
| 100 Multi-line Business EUCL  | n/a                                 | n/a                            | 0.00                            | n/a                                   | n/a                              | 0                                 | 89,102                   | n/a                           |
| 110 Single Line Business EUCL | n/a                                 | n/a                            | 0.00                            | n/a                                   | n/a                              | 0                                 | 7,259                    | n/a                           |
| 120 Residential EUCL          | n/a                                 | n/a                            | 0.00                            | n/a                                   | n/a                              | 0                                 | 76,335                   | n/a                           |
| 130 Special Access Surcharge  | n/a                                 | n/a                            | 0.00                            | n/a                                   | n/a                              | 0                                 | 0                        | n/a                           |
| 140 Terminating CCL Premium   | 0.000000                            | n/a                            | n/a                             | 0                                     | n/a                              | n/a                               | 0                        | n/a                           |
| 150 Terminating CCL Non-Prem. | 0.000000                            | n/a                            | n/a                             | 0                                     | n/a                              | n/a                               | 0                        | n/a                           |
| 160 Originating CCL Premium   | 0.000000                            | n/a                            | n/a                             | 0                                     | n/a                              | n/a                               | 0                        | n/a                           |
| 170 Originating CCL Non-Prem. | 0.000000                            | n/a                            | n/a                             | 0                                     | n/a                              | n/a                               | 0                        | n/a                           |
| 180 Common Line - - Total     | n/a                                 | n/a                            | n/a                             | n/a                                   | n/a                              | n/a                               | 172,696                  | 0                             |

REV-1  
 Filing Date:  
 Filing Entity:  
 Transmittal Number:  
 COSA  
 Page 10 of 21


6/16/2016  
 Cordova Telephone Cooperative  
 18  
 0


Rate-of-Return TRP  
 Switched Access Revenue  
 Test Year 7/15-6/16



|                                  | ----   | ----   | ----   | ---- | ---- | ---- | ----   | ---- | ---- |
|----------------------------------|--------|--------|--------|------|------|------|--------|------|------|
| <b>Special - - Voice Grade</b>   |        |        |        |      |      |      |        |      |      |
| 490 2-Wire Chan. Term.           | n/a    | 192.38 | n/a    | n/a  | 6    | n/a  | 1,154  | n/a  |      |
| 500 4-Wire Chan. Term.           | n/a    | 307.83 | n/a    | n/a  | 11.5 | n/a  | 3,540  | n/a  |      |
| 510 Channel Mileage Term.        | 137.74 | n/a    | n/a    | 0    | n/a  | n/a  | 0      | n/a  |      |
| 520 Channel Mileage Facility     | n/a    | n/a    | 13.74  | n/a  | n/a  | 0    | 0      | n/a  |      |
| 530 Non-Recurring                | n/a    | 276.00 | n/a    | n/a  | 0    | n/a  | 0      | n/a  |      |
| <b>Special - - High Capacity</b> |        |        |        |      |      |      |        |      |      |
| 540 High Capacity Chan. Term.    | n/a    | 885.32 | n/a    | n/a  | 37   | n/a  | 32,757 | n/a  |      |
| 550 Channel Mileage Term.        | 448.11 | n/a    | n/a    | 48   | n/a  | n/a  | 21,509 | n/a  |      |
| 560 Channel Mileage Facility     | n/a    | n/a    | 266.91 | n/a  | n/a  | 2    | 534    | n/a  |      |
| 570 Non-Recurring                | n/a    | 203    | n/a    | n/a  | 1    | n/a  | 203    | n/a  |      |
| 580 Special Access - - Total     | n/a    | n/a    | n/a    | n/a  | n/a  | n/a  | 0      | 0    |      |

Notes: A composite special access NRC should be used if the installation rates vary among the services. If the company does not file a particular rate, then the rate and demand = 0. Col. (G) equals Cols. ( A x D) + (B x E) + (C x F).





REV-2

Filing Date: 6/16/2016

Filing Entity: Cordova Telephone Cooperative

Transmittal Number: 0

COSA 0

Page 13 of 21


Rate-of-Return TRP

Revenues Summary

Test Year 7/15 to 6/16

|                    | Total<br>Network Access<br>(A) | Recurring<br>without ICB<br>(B) | Non-Recurring<br>without ICB<br>(C) | ICB<br>(D) |
|--------------------|--------------------------------|---------------------------------|-------------------------------------|------------|
| 100 Common Line    | 1,416,064                      | 1,416,064                       | 0                                   | 0          |
| 110 Special Access | 2,568,621                      | 2,568,621                       | 0                                   | 0          |

Notes : Col. (A) = Cols. (B) +(C) + (D). If a particular category is inapplicable, then that category = 0.



RTE-1

Filing Date: 6/16/2016

Filing Entity: Cordova Telephone Cooperative

Transmittal Number: 0

COSA 0

Rate-of-Return TRP  
Percent Change in  
Historical Rate Levels

Page 14 of 21

|                                    | 7/1/2015<br>Rate<br>(A) | Current<br>Effective<br>Rate<br>(B) | Proposed<br>7/1/2016<br>Rate<br>(C) | % Change<br>7/1/2015<br>7/1/2016<br>(D) | % Change<br>Current<br>7/1/2016<br>(E) |
|------------------------------------|-------------------------|-------------------------------------|-------------------------------------|-----------------------------------------|----------------------------------------|
| <b>End User Common Line</b>        | ---                     | ---                                 | ---                                 | ---                                     | ---                                    |
| 150 Multi-line Business (\$/Month) | 9.2                     | 9.2                                 | 9.2                                 | 0.00%                                   | 0.00%                                  |
| 160 Residential & Single Line Bus. | 6.5                     | 6.5                                 | 6.5                                 | 0.00%                                   | 0.00%                                  |

RTE-2  
 Filing Date: 6/16/2016  
 Filing Entity: Cordova Telephone Cooperative  
 Transmittal Number: 0  
 COSA 0

Rate-of-Return  
 Revenue Price-outs  
 Using 2015 Demand

Page 15 of 21

|                                    | Revenue at<br>7/1/2015<br>Rates<br>(A) | Revenue at<br>Current<br>Rate<br>(B) | Change in<br>Revenue,<br>Cols. B-A<br>(C) | Revenue at<br>7/1/2016<br>Rates<br>(D) | Change in<br>Revenue,<br>Cols.(B)-(D)<br>(E) |
|------------------------------------|----------------------------------------|--------------------------------------|-------------------------------------------|----------------------------------------|----------------------------------------------|
| <b>Switched Access</b>             |                                        |                                      |                                           |                                        |                                              |
| 100 Multi-line Business            | 89,102                                 | 89,102                               | 0                                         | 84,647                                 | (4,455)                                      |
|                                    | ----                                   | ----                                 | ----                                      | ----                                   | ----                                         |
| 110 Residential & Single Line Bus. | 83,594                                 | 83,594                               | 0                                         | 79,414                                 | (4,180)                                      |
|                                    | ----                                   | ----                                 | ----                                      | ----                                   | ----                                         |
| 120 Common Line                    | 0                                      | 0                                    | 0                                         | 0                                      | 0                                            |
|                                    | ----                                   | ----                                 | ----                                      | ----                                   | ----                                         |
| 130 Special Access                 | 2,588,621                              | 2,588,621                            | 0                                         | 2,328,124                              | (260,497)                                    |
|                                    | ----                                   | ----                                 | ----                                      | ----                                   | ----                                         |

Notes: If company belongs to the NECA common line pool, then revenue = 0.

7,259  
76,335  
83,594



**RTE-3**

**Filing Date:**

6/16/2016

**Filing Entity:**

Cordova Telephone Cooperative

Transmittal Number:

18

COSA

0

**Rate-of-Return TRP**

**COSA's for which Rates  
are Averaged or Pooled**

| <b>COSA</b>                       | <b>Multi-line<br/>Business<br/>(A)</b> | <b>Residential<br/>&amp; Single Line<br/>Business<br/>(B)</b> | <b>Special<br/>Access<br/>New (C ) Old(H)</b> |
|-----------------------------------|----------------------------------------|---------------------------------------------------------------|-----------------------------------------------|
| 100 Cordova Telephone Cooperative | 9.2                                    |                                                               | 6.5                                           |
| 110                               |                                        |                                                               |                                               |
| 120                               |                                        |                                                               |                                               |
| 130                               |                                        |                                                               |                                               |
| 140                               |                                        |                                                               |                                               |
| 150                               |                                        |                                                               |                                               |
| 160                               |                                        |                                                               |                                               |
| 170                               |                                        |                                                               |                                               |
| 180                               |                                        |                                                               |                                               |
| 190                               |                                        |                                                               |                                               |
| 200                               |                                        |                                                               |                                               |
| 210                               |                                        |                                                               |                                               |
| 220                               |                                        |                                                               |                                               |
| 230                               |                                        |                                                               |                                               |

Notes: Companies should list all COSA's for which rates are averages or pooled.

RTE-3

Filing Date: 6/16/2016

Filing Entity: Cordova Tele

Transmittal Number: 18

COSA 0

**COSA**

100 Cordova Telephone Coc

110

120

130

140

150

160

170

180

190

200

210

220

230

Notes: Companies should list all C

DMD-2

Filing Date: 6/16/2016

Filing Entity: Cordova Telephone Cooperative

Transmittal Number: 0

COSA 0

Page 19 of 21

Rate-of-Return TRP

Special Access

Demand

|                     | 1/15-12/15<br>Channel<br>Terminations<br>(A) | 1/15-12/15<br>Number of<br>Circuits<br>(B) | 1/15-12/15<br>Interoffice<br>Miles<br>(C) | 7/16 - 7/17<br>Channel<br>Terminations<br>(D) | 7/16 - 7/17<br>Number of<br>Circuits<br>(E) | 7/16 - 7/17<br>Interoffice<br>Miles<br>(F) |
|---------------------|----------------------------------------------|--------------------------------------------|-------------------------------------------|-----------------------------------------------|---------------------------------------------|--------------------------------------------|
| 100 Metallic        | 0                                            | 0                                          | 0                                         | 0                                             | 0                                           | 0                                          |
| 110 Telegraph       | 0                                            | 0                                          | 0                                         | 0                                             | 0                                           | 0                                          |
| 120 VG less WATS    | 18                                           | 18                                         | 48                                        | 864                                           | 18                                          | 48                                         |
| 130 WATS            | 0                                            | 0                                          | 0                                         | 0                                             | 0                                           | 0                                          |
| 140 full-time Audio | 0                                            | 0                                          | 0                                         | 0                                             | 0                                           | 0                                          |
| 150 High Capacity   | 43                                           | 43                                         | 48                                        | 2064                                          | 43                                          | 48                                         |

DMD-3

Filing Date: 6/16/2016

Filing Entity: Cordova Telephone Cooperative

Transmittal Number: 18

COSA 0

Page 20 of 21

Rate-of-Return TRP

Common Line

Revenue and Demand

|                                 | 1/15-12/15<br>Historical<br>Revenue<br>(A) | 1/15-12/15<br>Historical<br>MOU or Lines<br>(B) | 7/16 - 7/17<br>Test Year<br>Revenue<br>(C) | 7/16 - 7/17<br>Test Year<br>MOU or Lines<br>(D) |
|---------------------------------|--------------------------------------------|-------------------------------------------------|--------------------------------------------|-------------------------------------------------|
| 100 End User Common Line, Total | 0                                          | 0                                               | 0                                          | 0                                               |
| 110 Residential                 | 76,335                                     | 782                                             | 75,456                                     | 773                                             |
| 120 Single Line Business        | 7,259                                      | 64                                              | 7,713                                      | 68                                              |
| 130 Multi-line Business         | 89,102                                     | 128                                             | 94,671                                     | 136                                             |
| 140 Special Access Surcharge    | 0                                          | 0                                               | 0                                          | 0                                               |
| 150 Carrier Common Line         | 1,416,064                                  | 0                                               | 1,533,645                                  | 0                                               |
| 160 Total Common Line Revenue   | 1,416,064                                  | n/a                                             | 1,533,645                                  | n/a                                             |

ERN-1

Filing Date: 6/16/2016  
Filing Entity: Cordova Telephone Cooperative  
Transmittal Number: 0  
#REF! 0

Page 1 of 1

Rate-of-Return TRP  
Rate-of-Return  
Summary

|                                       | 2014/2015<br>FCC Monitoring<br>Period<br>(A) | 2015<br>Calendar<br>Year<br>(B) | 7/16 - 6/17<br>Test<br>Year<br>(C) |
|---------------------------------------|----------------------------------------------|---------------------------------|------------------------------------|
| 100 Interstate Access, Total          | 0.00%                                        | 0.00%                           | 0.00%                              |
| 110 Carrier Common Line               | 11.25%                                       | 11.25%                          | 11.00%                             |
| 120 Special Access                    | 11.25%                                       | 11.25%                          | 11.00%                             |
| 130 Local Switching                   | 0.00%                                        | 0.00%                           | 0.00%                              |
| 140 Information                       | 0.00%                                        | 0.00%                           | 0.00%                              |
| 150 Local Transport                   | 0.00%                                        | 0.00%                           | 0.00%                              |
| 160 Traffic Sensitive Switched, Total | 0.00%                                        | 0.00%                           | 0.00%                              |