

	Total Company (A)	Part 64 Adjustments (B)	Other Adjustments (C)	Subject to Separations (D)	Total Interstate (E)	Billing & Collection (F)
Revenues						
100 Network Access	n/a	n/a	n/a	n/a	n/a	n/a
110 Uncollectibles	n/a	n/a	n/a	n/a	n/a	n/a
120 Common Line Support	n/a	n/a	n/a	n/a	n/a	n/a
130 Long Term	n/a	n/a	n/a	n/a	n/a	n/a
140 Transitional	n/a	n/a	n/a	n/a	n/a	n/a
150 Miscellaneous	n/a	n/a	n/a	n/a	n/a	n/a
160 Net Revenues	n/a	n/a	n/a	n/a	n/a	n/a
Expenses						
170 Plant Specific	n/a	n/a	n/a	n/a	6,834,487	0
171 Network Support	239,357	(30)	0	239,327	127,447	0
172 General Support	2,667,897	(26,048)	0	2,641,849	1,406,842	0
173 Central Office	11,500,087	(48,621)	0	11,451,466	3,927,358	0
174 Operator Systems	0	0	0	0	0	0
175 COE Switching	6,015,174	(449)	0	6,014,725	390,969	0
176 COE Transmission	5,484,913	(48,172)	0	5,436,741	3,536,389	0
177 IOT	0	0	0	0	0	0
178 Cable & Wire Facilities	2,993,196	(72,693)	0	2,920,503	1,372,840	0
180 Plant Non-Sp. Less Dep/Amor	n/a	n/a	n/a	n/a	0	0
190 Depreciation / Amortization	873,834	(5,432)	0	868,402	462,443	0
200 Customer Operations	n/a	n/a	n/a	n/a	0	0
201 Marketing	1,404,204	(903,448)	0	500,756	243,585	0
202 Local Business Office	1,602,858	239,089	0	1,841,947	957,495	0
203 Revenue Accounting	157,999	0	0	157,999	79,000	0
204 Other Billing & Collection	0	0	0	0	0	0
210 Access	n/a	n/a	n/a	n/a	0	n/a
220 Corporate Operations	n/a	n/a	n/a	n/a	1,334,630	0
230 AFUDC	n/a	n/a	n/a	n/a	n/a	n/a
240 Other Exp. & Adjustments	n/a	n/a	n/a	n/a	0	0
250 Taxes Other than FIT	n/a	n/a	n/a	n/a	0	0
260 Total Exp and Other Taxes	n/a	n/a	n/a	n/a	8,631,560	0
FIT Adjustments						
270 Adjustment for FIT	0	0	0	0	0	0
280 Amortized ITC	0	0	0	0	708,713	0
290 Federal Income Taxes	n/a	n/a	n/a	n/a	0	n/a
300 Total Expenses & Taxes	n/a	n/a	n/a	n/a	7,922,847	n/a
Telephone Plant in Service						
310 General Support	18,303,082	0	0	18,303,082	9,746,787	0
320 Central Office Equip-Switch	802,298	0	0	802,298	455,478	0
321 Operator Systems	0	0	0	0	0	0
322 Tandem Switching	0	0	0	0	0	0
323 Local Switching Cat. 3	802,298	0	0	802,298	455,478	0
324 Equal Access	0	0	0	0	0	0
330 Central Office Equip-Trans	58,774,009	0	0	58,774,009	39,671,824	0
331 Subscriber Lines	0	0	0	0	0	0
332 Exchange Circuit	57,553,141	0	0	57,553,141	39,025,068	0
333 Interexchange Circuit	1,220,868	0	0	1,220,868	646,756	0
334 Host Remote	0	0	0	0	0	0
340 Cable & Wire	112,038,234	0	0	112,038,234	54,763,932	0
341 Subscriber Lines	35,765,675	0	0	35,765,675	35,765,675	0
342 Exchange	76,244,075	0	0	76,244,075	18,984,536	0
343 Interexchange	28,484	0	0	28,484	13,721	0
344 Host Remote	0	0	0	0	0	0
350 Info Orig/Term Equipment	0	0	0	0	0	0
360 Amortizable Assets	0	0	0	0	0	0
370 Total Plant In Service	189,917,623	0	0	189,917,623	104,638,021	0
Adjustments to TPIS						
380 Depr / Amor Reserve	143,975,454	0	0	143,975,454	79,037,306	0
390 Accum Deferred Income Tax	0	0	0	0	0	0
400 Other Rate Base Adjust.	n/a	n/a	n/a	n/a	0	0
Return Data						
410 Average Rate Base	n/a	n/a	n/a	n/a	25,600,715	n/a
420 Return	n/a	n/a	n/a	n/a	n/a	n/a
430 Rate of Return	n/a	n/a	n/a	n/a	n/a	n/a

	Interstate Inter- exchange (G)	ROR Regulated I/S Access (H)	Pay Phone (I)	Inside Wire (J)	BFP (K)	Total Common Line (L)	Total Switched Traffic Sensitive (M)	Special Access (N)
Revenues								
100 Network Access	n/a	18,323,181	0	0	5,017,477	5,017,477	0	0
110 Uncollectibles	n/a	0	0	0	0	0	0	0
120 Common Line Support	n/a	1,657,693	0	0	1,657,693	1,657,693	n/a	n/a
130 Long Term	n/a	0	0	0	0	0	n/a	n/a
140 Transitional	n/a	0	0	0	0	0	n/a	n/a
150 Miscellaneous	n/a	0	0	0	0	0	0	0
160 Net Revenues	n/a	19,980,874	0	0	6,675,170	6,675,170	0	0
Expenses								
170 Plant Specific	0	6,834,487	0	0	1,398,113	1,398,113	0	2,796,240
171 Network Support	0	127,447	0	0	33,001	33,001	0	47,240
172 General Support	0	1,406,842	0	0	364,283	364,283	0	521,472
173 Central Office	0	3,927,358	0	0	535,463	535,463	0	1,872,334
174 Operator Systems	0	0	0	0	0	0	0	0
175 COE Switching	0	390,969	0	0	0	0	0	0
176 COE Transmission	0	3,536,389	0	0	535,463	535,463	0	1,872,334
177 IOT	0	0	0	0	0	0	0	0
178 Cable & Wire Facilities	0	1,372,840	0	0	465,366	465,366	0	355,194
180 Plant Non-Sp. Less Dep/Amor	0	0	0	0	0	0	0	0
190 Depreciation / Amortization	0	462,443	0	0	119,743	119,743	0	171,143
200 Customer Operations	0	0	0	0	0	0	0	0
201 Marketing	0	243,585	0	0	63,073	63,073	0	90,289
202 Local Business Office	0	957,495	0	0	647,728	647,728	0	0
203 Revenue Accounting	0	79,000	0	0	0	0	0	39,514
204 Other Billing & Collection	0	0	0	0	0	0	0	0
210 Access	0	n/a	n/a	n/a	n/a	n/a	n/a	n/a
220 Corporate Operations	0	1,334,630	0	0	474,957	474,957	0	419,480
230 AFUDC	n/a	0	0	0	0	0	0	0
240 Other Exp. & Adjustments	0	0	0	0	0	0	0	0
250 Taxes Other than FIT	0	0	0	0	0	0	0	0
260 Total Exp and Other Taxes	0	8,631,560	0	0	1,992,813	1,992,813	0	3,386,863
FIT Adjustments								
270 Adjustment for FIT	0	0	0	0	0	0	0	0
280 Amortized ITC	0	708,713	0	0	183,512	183,512	0	262,697
290 Federal Income Taxes	n/a	3,858,767	0	0	1,592,001	1,592,001	0	(1,151,533)
300 Total Expenses & Taxes	n/a	11,781,614	0	0	3,401,302	3,401,302	0	1,972,633
Telephone Plant in Service								
310 General Support	0	9,746,787	0	0	2,523,799	2,523,799	0	3,612,826
320 Central Office Equip-Switch	0	455,478	0	0	0	0	0	0
321 Operator Systems	0	0	0	0	0	0	0	0
322 Tandem Switching	0	0	0	0	0	0	0	0
323 Local Switching Cat. 3	0	455,478	0	0	0	0	0	0
324 Equal Access	0	0	0	0	0	0	0	0
330 Central Office Equip-Trans	0	39,671,824	0	0	6,006,914	6,006,914	0	21,004,165
331 Subscriber Lines	0	0	0	0	0	0	0	0
332 Exchange Circuit	0	39,025,068	0	0	6,006,914	6,006,914	0	20,995,745
333 Interexchange Circuit	0	646,756	0	0	0	0	0	8,420
334 Host Remote	0	0	0	0	0	0	0	0
340 Cable & Wire	0	54,763,932	0	0	18,563,890	18,563,890	0	14,169,021
341 Subscriber Lines	0	35,765,675	0	0	0	0	0	13,748,163
342 Exchange	0	18,984,536	0	0	18,563,890	18,563,890	0	420,646
343 Interexchange	0	13,721	0	0	0	0	0	212
344 Host Remote	0	0	0	0	0	0	0	0
350 Info Orig/Term Equipment	0	0	0	0	0	0	0	0
360 Amortizable Assets	0	0	0	0	0	0	0	0
370 Total Plant In Service	0	104,638,021	0	0	27,094,603	27,094,603	0	38,786,012
Adjustments to TPIS								
380 Depr / Amor Reserve	0	79,037,306	0	0	19,042,516	19,042,516	0	31,297,118
390 Accum Deferred Income Tax	0	0	0	0	0	0	0	0
400 Other Rate Base Adjust.	0	0	0	0	0	0	0	0
Return Data								
410 Average Rate Base	n/a	25,600,715	0	0	8,052,087	8,052,087	0	7,488,894
420 Return	n/a	8,199,260	0	0	3,273,868	3,273,868	0	(1,972,633)
430 Rate of Return	11.00%	32.03%	0.00%	0.00%	40.66%	40.66%	0.00%	-26.34%

	Total Company (A)	Part 64 Adjustments (B)	Other Adjustments (C)	Subject to Separations (D)	Total Interstate (E)	Billing & Collection (F)
Revenues						
100 Network Access	n/a	n/a	n/a	n/a	n/a	n/a
110 Uncollectibles	n/a	n/a	n/a	n/a	n/a	n/a
120 Common Line Support	n/a	n/a	n/a	n/a	n/a	n/a
130 Long Term	n/a	n/a	n/a	n/a	n/a	n/a
140 Transitional	n/a	n/a	n/a	n/a	n/a	n/a
150 Miscellaneous	n/a	n/a	n/a	n/a	n/a	n/a
160 Net Revenues	n/a	n/a	n/a	n/a	n/a	n/a
Expenses						
170 Plant Specific	n/a	n/a	n/a	n/a	6,834,487	0
171 Network Support	239,357	(30)	0	239,327	127,447	0
172 General Support	266,897	(26,048)	0	240,849	1,406,842	0
173 Central Office	6,086,427	(48,621)	0	6,037,806	3,927,358	0
174 Operator Systems	0	0	0	0	0	0
175 COE Switching	601,514	(449)	0	601,065	390,969	0
176 COE Transmission	5,484,913	(48,172)	0	5,436,741	3,536,389	0
177 IOT	0	0	0	0	0	0
178 Cable & Wire Facilities	2,993,196	(72,693)	0	2,920,503	1,372,840	0
180 Plant Non-Sp. Less Dep/Amor	n/a	n/a	n/a	n/a	0	0
190 Depreciation / Amortization	873,834	(5,432)	0	868,402	462,443	0
200 Customer Operations	n/a	n/a	n/a	n/a	0	0
201 Marketing	1,404,204	(903,448)	0	500,756	243,585	0
202 Local Business Office	1,841,947	0	0	1,841,947	957,495	0
203 Revenue Accounting	157,999	0	0	157,999	79,000	0
204 Other Billing & Collection	0	0	0	0	0	0
210 Access	n/a	n/a	n/a	n/a	0	n/a
220 Corporate Operations	n/a	n/a	n/a	n/a	1,334,630	0
230 AFUDC	n/a	n/a	n/a	n/a	n/a	n/a
240 Other Exp. & Adjustments	n/a	n/a	n/a	n/a	0	0
250 Taxes Other than FIT	n/a	n/a	n/a	n/a	708,713	0
260 Total Exp and Other Taxes	n/a	n/a	n/a	n/a	9,340,273	0
FIT Adjustments						
270 Adjustment for FIT	0	0	0	0	0	0
280 Amortized ITC	0	0	0	0	0	0
290 Federal Income Taxes	n/a	n/a	n/a	n/a	0	n/a
300 Total Expenses & Taxes	n/a	n/a	n/a	n/a	9,340,273	n/a
Telephone Plant in Service						
310 General Support	18,303,082	0	0	18,303,082	9,746,787	0
320 Central Office Equip-Switch	802,298	0	0	802,298	455,478	0
321 Operator Systems	0	0	0	0	0	0
322 Tandem Switching	0	0	0	0	0	0
323 Local Switching Cat. 3	802,298	0	0	802,298	455,478	0
324 Equal Access	0	0	0	0	0	0
330 Central Office Equip-Trans	58,774,009	0	0	58,774,009	39,671,824	0
331 Subscriber Lines	0	0	0	0	0	0
332 Exchange Circuit	57,553,141	0	0	57,553,141	39,025,068	0
333 Interexchange Circuit	1,220,868	0	0	1,220,868	646,756	0
334 Host Remote	0	0	0	0	0	0
340 Cable & Wire	112,038,234	0	0	112,038,234	54,763,932	0
341 Subscriber Lines	35,765,675	0	0	35,765,675	35,765,675	0
342 Exchange	76,244,075	0	0	76,244,075	18,984,536	0
343 Interexchange	28,484	0	0	28,484	13,721	0
344 Host Remote	0	0	0	0	0	0
350 Info Orig/Term Equipment	0	0	0	0	0	0
360 Amortizable Assets	0	0	0	0	0	0
370 Total Plant In Service	189,917,623	0	0	189,917,623	104,638,021	0
Adjustments to TPIS						
380 Depr / Amor Reserve	143,975,454	0	0	143,975,454	79,037,306	0
390 Accum Deferred Income Tax	0	0	0	0	0	0
400 Other Rate Base Adjust.	n/a	n/a	n/a	n/a	0	0
Return Data						
410 Average Rate Base	n/a	n/a	n/a	n/a	25,600,715	n/a
420 Return	n/a	n/a	n/a	n/a	n/a	n/a
430 Rate of Return	n/a	n/a	n/a	n/a	n/a	n/a

	Interstate Inter- exchange (G)	ROR Regulated I/S Access (H)	Pay Phone (I)	Inside Wire (J)	BFP (K)	Total Common Line (L)	Total Switched Traffic Sensitive (M)	Special Access (N)
Revenues								
100 Network Access	n/a	18,323,181	0	0	5,017,477	5,017,477	0	0
110 Uncollectibles	n/a	0	0	0	0	0	0	0
120 Common Line Support	n/a	1,657,693	0	0	1,657,693	1,657,693	n/a	n/a
130 Long Term	n/a	0	0	0	0	0	n/a	n/a
140 Transitional	n/a	0	0	0	0	0	n/a	n/a
150 Miscellaneous	n/a	0	0	0	0	0	0	0
160 Net Revenues	n/a	19,980,874	0	0	6,675,170	6,675,170	0	0
Expenses								
170 Plant Specific	0	6,834,487	0	0	1,398,113	1,398,113	0	2,796,240
171 Network Support	0	127,447	0	0	33,001	33,001	0	47,240
172 General Support	0	1,406,842	0	0	364,283	364,283	0	521,472
173 Central Office	0	3,927,358	0	0	535,463	535,463	0	1,872,334
174 Operator Systems	0	0	0	0	0	0	0	0
175 COE Switching	0	390,969	0	0	0	0	0	0
176 COE Transmission	0	3,536,389	0	0	535,463	535,463	0	1,872,334
177 IOT	0	0	0	0	0	0	0	0
178 Cable & Wire Facilities	0	1,372,840	0	0	465,366	465,366	0	355,194
180 Plant Non-Sp. Less Dep/Amor	0	0	0	0	0	0	0	0
190 Depreciation / Amortization	0	462,443	0	0	119,743	119,743	0	171,413
200 Customer Operations	0	0	0	0	0	0	0	0
201 Marketing	0	243,585	0	0	63,073	63,073	0	90,289
202 Local Business Office	0	957,495	0	0	656,661	656,661	0	0
203 Revenue Accounting	0	79,000	0	0	0	0	0	39,514
204 Other Billing & Collection	0	0	0	0	0	0	0	0
210 Access	0	n/a	n/a	n/a	n/a	n/a	n/a	n/a
220 Corporate Operations	0	1,334,630	0	0	474,957	474,957	0	419,480
230 AFUDC	n/a	0	0	0	0	0	0	0
240 Other Exp. & Adjustments	0	0	0	0	0	0	0	0
250 Taxes Other than FIT	0	708,713	0	0	183,512	183,512	0	262,697
260 Total Exp and Other Taxes	0	9,340,273	0	0	2,176,325	2,176,325	0	3,649,830
FIT Adjustments								
270 Adjustment for FIT	0	0	0	0	0	0	0	0
280 Amortized ITC	0	0	0	0	0	0	0	0
290 Federal Income Taxes	n/a	3,617,804	0	0	1,529,607	1,529,607	0	(1,240,942)
300 Total Expenses & Taxes	n/a	12,958,077	0	0	3,705,932	3,705,932	0	2,408,888
Telephone Plant in Service								
310 General Support	0	9,746,787	0	0	2,523,799	2,523,799	0	3,612,826
320 Central Office Equip-Switch	0	455,478	0	0	0	0	0	0
321 Operator Systems	0	0	0	0	0	0	0	0
322 Tandem Switching	0	0	0	0	0	0	0	0
323 Local Switching Cat. 3	0	455,478	0	0	0	0	0	0
324 Equal Access	0	0	0	0	0	0	0	0
330 Central Office Equip-Trans	0	39,671,824	0	0	6,006,914	6,006,914	0	21,004,165
331 Subscriber Lines	0	0	0	0	0	0	0	0
332 Exchange Circuit	0	39,025,068	0	0	6,006,914	6,006,914	0	20,995,745
333 Interexchange Circuit	0	646,756	0	0	0	0	0	8,420
334 Host Remote	0	0	0	0	0	0	0	0
340 Cable & Wire	0	54,763,932	0	0	18,563,890	18,563,890	0	14,169,021
341 Subscriber Lines	0	35,765,675	0	0	0	0	0	13,748,163
342 Exchange	0	18,984,536	0	0	18,563,890	18,563,890	0	420,646
343 Interexchange	0	13,721	0	0	0	0	0	212
344 Host Remote	0	0	0	0	0	0	0	0
350 Info Orig/Term Equipment	0	0	0	0	0	0	0	0
360 Amortizable Assets	0	0	0	0	0	0	0	0
370 Total Plant In Service	0	104,638,021	0	0	27,094,603	27,094,603	0	38,786,012
Adjustments to TPIS								
380 Depr / Amor Reserve	0	79,037,306	0	0	19,042,516	19,042,516	0	31,297,118
390 Accum Deferred Income Tax	0	0	0	0	0	0	0	0
400 Other Rate Base Adjust.	0	0	0	0	0	0	0	0
Return Data								
410 Average Rate Base	n/a	25,600,715	0	0	8,052,087	8,052,087	0	7,488,894
420 Return	n/a	7,022,797	0	0	2,969,238	2,969,238	0	(2,408,888)
430 Rate of Return	0.00%	27.43%	0.00%	0.00%	36.88%	36.88%	0.00%	-32.17%

COS-2

Filing Date: 6/16/2016
 Filing Entity: Rural Telephone Service dba Nex-Tech
 Transmittal Number: 18
 COSA: 411826

Rate-of-Return TRP
 7/16- 6/17
 Versus 2015 Actual

	Common Line (A)	Traffic Sensitive Switched (B)	Traffic Sensitive Special (C)	Other Interstate (D)	Total Interstate (E)	Total Co. Subject to Separations (F)
Forecast, 7/16- 6/17						
Revenue Requirement						
100 Depreciation/Amortization	119,743	0	171,143	0	290,886	868,402
105 Expense Less Dep & Amor	1,873,070	0	3,215,720	0	8,631,560	n/a
110 Taxes Less FIT	0	0	0	0	n/a	n/a
115 Return	3,273,868	0	(1,972,633)	n/a	n/a	n/a
120 FIT	1,408,489	0	(1,414,230)	n/a	n/a	n/a
125 Uncol., IDC & Other Adj.	0	0	0	n/a	n/a	n/a
130 Revenue Requirement	6,675,170	0	0	n/a	n/a	n/a
135 Access Service Revenue	6,675,170	0	0	n/a	n/a	n/a
	---	---	---	---	---	---
Rate Base						
140 Telephone Plant in Service	27,094,603	0	38,786,012	0	65,880,615	189,917,623
145 Rate Base Adjustments	0	0	0	0	0	n/a
150 Depreciation Reserves	19,042,516	0	31,297,118	0	50,339,634	143,975,454
155 Accum Deferred Income Tax	0	0	0	0	0	0
160 Average Rate Base	8,052,087	0	7,488,894	0	15,540,981	n/a
Actual, 1/15- 12/15						
Revenue Requirement						
200 Depreciation/Amortization	119,743	0	171,413	0	462,443	868,402
205 Expense Less Dep & Amor	1,873,070	0	3,215,720	0	8,169,117	n/a
210 Taxes Less FIT	183,512	0	262,697	0	n/a	n/a
215 Return	2,969,238	0	(2,408,888)	n/a	n/a	n/a
220 FIT	1,529,607	0	(1,240,942)	n/a	n/a	n/a
225 Uncol., IDC & Other Adj.	0	0	0	n/a	n/a	n/a
230 Revenue Requirement	6,675,170	0	0	n/a	n/a	n/a
235 Access Service Revenue	6,675,170	0	0	n/a	n/a	n/a
	---	---	---	---	---	---
Rate Base						
240 Telephone Plant in Service	27,094,603	0	38,786,012	0	104,638,021	189,917,623
245 Rate Base Adjustments	0	0	0	0	0	n/a
250 Depreciation Reserves	19,042,516	0	31,297,118	0	79,037,306	143,975,454
255 Accum Deferred Income Tax	0	0	0	0	0	0
260 Average Rate Base	8,052,087	0	7,488,894	0	15,540,981	n/a

COS-2
 Filing Date: 6/16/2016
 Filing Entity: Rural Telephone Service dba Nex-Tech
 Transmittal Number: 18
 COSA: 411826

Rate-of-Return TRP
 7/16- 6/17
 Versus 2015 Actual

	Common Line (A)	Traffic Sensitive Switched (B)	Traffic Sensitive Special (C)	Other Interstate (D)	Total Interstate (E)	Total Co. Subject to Separations (F)
Forecast, 7/15 - 6/16						
Revenue Requirement						
100 Depreciation/Amortization	0	0	0	0	0	0
105 Expense Less Dep & Amor	0	0	0	0	0	n/a
110 Taxes Less FIT	0	0	0	0	n/a	n/a
115 Return	0	0	0	0	n/a	n/a
120 FIT	0	0	0	0	n/a	n/a
125 Uncol., IDC & Other Adj.	0	0	0	0	n/a	n/a
130 Revenue Requirement	0	0	0	0	n/a	n/a
135 Access Service Revenue	0	0	0	0	n/a	n/a
	----	----	----	----	----	----
Rate Base						
140 Telephone Plant in Service	0	0	0	0	0	0
145 Rate Base Adjustments	0	0	0	0	0	n/a
150 Depreciation Reserves	0	0	0	0	0	0
155 Accum Deferred Income Tax	0	0	0	0	0	0
160 Average Rate Base	0	0	0	0	0	n/a
Actual, 1/14 - 12/14						
Revenue Requirement						
200 Depreciation/Amortization	0	0	0	0	0	0
205 Expense Less Dep & Amor	0	0	0	0	0	n/a
210 Taxes Less FIT	0	0	0	0	0	n/a
215 Return	0	0	0	0	0	n/a
220 FIT	0	0	0	0	0	n/a
225 Uncol., IDC & Other Adj.	0	0	0	0	0	n/a
230 Revenue Requirement	0	0	0	0	0	n/a
235 Access Service Revenue	0	0	0	0	n/a	n/a
	----	----	----	----	----	----
Rate Base						
240 Telephone Plant in Service	0	0	0	0	0	0
245 Rate Base Adjustments	0	0	0	0	0	n/a
250 Depreciation Reserves	0	0	0	0	0	0
255 Accum Deferred Income Tax	0	0	0	0	0	0
260 Average Rate Base	0	0	0	0	0	n/a

COS-2
 Filing Date: 6/16/2016
 Filing Entity: Rural Telephone Service dba Nex-Tech
 Transmittal Number: 18
 COSA: 411826

Rate-of-Return TRP
 7/16- 6/17
 Versus 2015 Actual

	Common Line (A)	Traffic Sensitive Switched (B)	Traffic Sensitive Special (C)	Other Interstate (D)	Total Interstate (E)	Total Co. Subject to Separations (F)
Forecast, 7/14 - 6/15						
Revenue Requirement						
100 Depreciation/Amortization	0	0	0	0	0	0
105 Expense Less Dep & Amor	0	0	0	0	0	n/a
110 Taxes Less FIT	0	0	0	0	n/a	n/a
115 Return	0	0	0	0	n/a	n/a
120 FIT	0	0	0	0	n/a	n/a
125 Uncol., IDC & Other Adj.	0	0	0	0	n/a	n/a
130 Revenue Requirement	0	0	0	0	n/a	n/a
135 Access Service Revenue	0	0	0	0	n/a	n/a
	---	---	---	---	---	---
Rate Base						
140 Telephone Plant in Service	0	0	0	0	0	0
145 Rate Base Adjustments	0	0	0	0	0	n/a
150 Depreciation Reserves	0	0	0	0	0	0
155 Accum Deferred Income Tax	0	0	0	0	0	0
160 Average Rate Base	0	0	0	0	0	n/a
	---	---	---	---	---	---
	---	---	---	---	---	---
	---	---	---	---	---	---
Actual, 1/13- 12/13						
Revenue Requirement						
200 Depreciation/Amortization	0	0	0	0	0	0
205 Expense Less Dep & Amor	0	0	0	0	0	n/a
210 Taxes Less FIT	0	0	0	0	0	n/a
215 Return	0	0	0	0	0	n/a
220 FIT	0	0	0	0	0	n/a
225 Uncol., IDC & Other Adj.	0	0	0	0	0	n/a
230 Revenue Requirement	0	0	0	0	0	n/a
235 Access Service Revenue	0	0	0	n/a	n/a	n/a
	---	---	---	---	---	---
Rate Base						
240 Telephone Plant in Service	0	0	0	0	0	0
245 Rate Base Adjustments	0	0	0	0	0	n/a
250 Depreciation Reserves	0	0	0	0	0	0
255 Accum Deferred Income Tax	0	0	0	0	0	0
260 Average Rate Base	0	0	0	0	0	n/a

MAG-1

Filing Date: 6/16/2016
Filing Entity: Rural Telephone Service dba Nex-Tech
Transmittal Number : 18
COSA: 411826

Access Element	Interstate Revenue Requirement Prior to Adjustments (A) Note 1	Frozen Line Port Transfer (B) Note 2	Universal Service Fund Contribution (C) Note 3	Interstate Revenue Requirement Subject to TIC Re-allocation (D) Cols. (A)+(B)+(C)	Frozen TIC Re-allocation (E) Note 4	Interstate Revenue Requirement Subject to Rate Making (F) Cols. (D)+(E)
Carrier Common Line	\$5,017,477		\$0	\$5,017,477		\$5,017,477
Special Access	<u>\$0</u>			<u>\$0</u>		\$0

Note 1: Source of Revenue Requirements in Column (A)

Carrier Common Line **TRP COS-1(P) Line 100, Column (L)**

Special Access **TRP COS-1(P) Line 100, Column U**

Note 2: Enter an amount equal to the amounts on the most recently filed Form MAG-1.

Note 3: Projected Amount per Account 6540

Note 4: Enter amounts equal to the amounts on the most recently filed Form MAG-1.

REV-1

Filing Date:

6/16/2016

Rate-of-Return TRP

Switched Access Revenue

Filing Entity:


Rural Telephone Service dba Ne Test Year 7/15-6/16

Transmittal Number:

18


COSA
Page 10 of 22

411,826




	---	---	---	---	---	---	---	---	---
Special - - Voice Grade									
490 2-Wire Chan. Term.	n/a	409.16	n/a	n/a	0	n/a	0	n/a	
500 4-Wire Chan. Term.	n/a	654.70	n/a	n/a	15	n/a	9,821	n/a	
510 Channel Mileage Term.	290.02	n/a	n/a	15	n/a	n/a	4,350	n/a	
520 Channel Mileage Facility	n/a	n/a	29.00	n/a	n/a	87	2,523	n/a	
530 Non-Recurring	n/a	431.00	n/a	n/a	1	n/a	431	n/a	
Special - - High Capacity									
540 High Capacity Chan. Term.	n/a	1882.9	n/a	n/a	103	n/a	193,939	n/a	
550 Channel Mileage Term.	598.36	n/a	n/a	103	n/a	n/a	61,631	n/a	
560 Channel Mileage Facility	n/a	n/a	115.63	n/a	n/a	618	71,459	n/a	
570 Non-Recurring	n/a	\$316.00	n/a	n/a	1	n/a	316	n/a	
580 Special Access - - Total	n/a	n/a	n/a	n/a	n/a	n/a	0	0	

Notes: A composite special access NRC should be used if the installation rates vary among the services. If the company does not file a particular rate, then the rate and demand = 0. Col. (G) equals Cols. (A x D) + (B x E) + (C x F).



Page 10/11



Page 10 of 11

REV-2

Filing Date: 6/16/2016

Filing Entity: Rural Telephone Service dba Nex-Tech

Transmittal Number: 18

COSA 411,826

Page 13 of 22


Rate-of-Return TRP

Revenues Summary

Test Year 7/15 to 6/16

	Total Network Access (A)	Recurring without ICB (B)	Non-Recurring without ICB (C)	ICB (D)
100 Common Line	6,675,170	6,675,170	0	0
110 Special Access	6,113,860	6,113,860	0	0

Notes : Col. (A) = Cols. (B) +(C) + (D). If a particular category is inapplicable, then that category = 0.



RTE-1
 Filing Date: 6/16/2016
 Filing Entity: Rural Telephone Service dba Nex-Tech
 Transmittal Number: 18
 COSA 411,826

Rate-of-Return TRP
 Percent Change in
 Historical Rate Levels

Page 14 of 22

	7/1/2015 Rate (A)	Current Effective Rate (B)	Proposed 7/1/2016 Rate (C)	% Change 7/1/2015 7/1/2016 (D)	% Change Current 7/1/2016 (E)
End User Common Line	---	---	---	---	---
150 Multi-line Business (\$/Month)	9.2	9.2	9.2	0.00%	0.00%
160 Residential & Single Line Bus.	6.5	6.5	6.5	0.00%	0.00%

RTE-2
 Filing Date: 6/16/2016
 Filing Entity: Rural Telephone Service dba Nex-Tech
 Transmittal Number: 18
 COSA 411,826

Rate-of-Return
 Revenue Price-outs
 Using 2015 Demand

Page 15 of 22

	Revenue at 7/1/2015 Rates (A)	Revenue at Current Rate (B)	Change in Revenue, Cols. B-A (C)	Revenue at 7/1/2016 Rates (D)	Change in Revenue, Cols.(B)-(D) (E)
Switched Access					
100 Multi-line Business	698,589	698,589	0	698,589	0
	----	----	----	----	----
110 Residential & Single Line Bus.	1,579,002	1,579,002	0	1,579,002	0
	----	----	----	----	----
120 Common Line	0	0	0	0	0
	----	----	----	----	----
130 Special Access	7,839,302	6,113,860	(1,725,442)	6,113,860	0
	----	----	----	----	----

Notes: If company belongs to the NECA common line pool, then revenue = 0.

75,166	8,614	\$	21,535	105,315
0.71372549	0.081792717		0.204481793	

0.8	1.5	1.5	
0.570980392	0.122689076	0.306722689	
	279435.5345	698588.8361	2277591

RTE-3
Filing Date: 6/16/2016
Filing Entity: Rural Telephone Service dba Nex-T
 Transmittal Number: 18
 COSA 411,826

Rate-of-Return TRP
COSA's for which Rates
are Averaged or Pooled

COSA	Multi-line Business (A)	Residential & Single Line Business (B)	Special Access New (C) Old(H)
100 Rural Telephone Service	9.2		6.5
110			
120			
130			
140			
150			
160			
170			
180			
190			
200			
210			
220			
230			

Notes: Companies should list all COSA's for which rates are averages or pooled.

RTE-3

Filing Date: 6/16/2016
Filing Entity: Rural Telepl
Transmittal Number: 18
COSA 411,826

COSA

100 Rural Telephone Service
110
120
130
140
150
160
170
180
190
200
210
220
230

Notes: Companies should list all C

DMD-2

Filing Date: 6/16/2016

Filing Entity: Rural Telephone Service dba Nex-Tech

Transmittal Number: 18

COSA 411,826

Page 20 of 22

Rate-of-Return TRP

Special Access

Demand

	1/15-12/15 Channel Terminations (A)	1/15-12/15 Number of Circuits (B)	1/15-12/15 Interoffice Miles (C)	7/16 - 7/17 Channel Terminations (D)	7/16 - 7/17 Number of Circuits (E)	7/16 - 7/17 Interoffice Miles (F)
100 Metallic	0	0	0	0	0	0
110 Telegraph	0	0	0	0	0	0
120 VG less WATS	15	15	5.8	15	15	5.8
130 WATS	0	0	0	0	0	0
140 full-time Audio	0	0	0	0	0	0
150 High Capacity	105	105	6.00	105	105	6

DMD-3

Filing Date: 6/16/2016

Filing Entity: Rural Telephone Service dba Nex-Tech

Transmittal Number: 18

COSA 411,826

Page 21 of 22

Rate-of-Return TRP

Common Line

Revenue and Demand

	1/15-12/15 Historical Revenue (A)	1/15-12/15 Historical MOU or Lines (B)	7/16 - 7/17 Test Year Revenue (C)	7/16 - 7/17 Test Year MOU or Lines (D)
100 End User Common Line, Total	0	0	0	0
110 Residential	1,299,567	78,924	1,237,683	75,166
120 Single Line Business	279,435	9,045	266,129	8,614
130 Multi-line Business	698,589	33,335	665,323	31,748
140 Special Access Surcharge	0	0	0	0
150 Carrier Common Line	6,148,759	0	6,675,170	0
160 Total Common Line Revenue	6,148,759	n/a	6,675,170	n/a

ERN-1

Filing Date: 6/16/2016

Filing Entity: Rural Telephone Service dba Nex-Tech

Transmittal Number: 18

#REF! 411,826

Page 1 of 1

Rate-of-Return TRP

Rate-of-Return

Summary

	2014/2015 FCC Monitoring Period (A)	2015 Calendar Year (B)	7/16 - 6/17 Test Year (C)
100 Interstate Access, Total	0.00%	0.00%	0.00%
110 Carrier Common Line	11.25%	11.25%	11.00%
120 Special Access	11.25%	11.25%	11.00%
130 Local Switching	0.00%	0.00%	0.00%
140 Information	0.00%	0.00%	0.00%
150 Local Transport	0.00%	0.00%	0.00%
160 Traffic Sensitive Switched, Total	0.00%	0.00%	0.00%