

	Total Company (A)	Part 64 Adjustments (B)	Other Adjustments (C)	Subject to Separations (D)	Total Interstate (E)	Billing & Collection (F)
Revenues						
100 Network Access	n/a	n/a	n/a	n/a	n/a	n/a
110 Uncollectibles	n/a	n/a	n/a	n/a	n/a	n/a
120 Common Line Support	n/a	n/a	n/a	n/a	n/a	n/a
130 Long Term	n/a	n/a	n/a	n/a	n/a	n/a
140 Transitional	n/a	n/a	n/a	n/a	n/a	n/a
150 Miscellaneous	n/a	n/a	n/a	n/a	n/a	n/a
160 Net Revenues	n/a	n/a	n/a	n/a	n/a	n/a
Expenses						
170 Plant Specific	n/a	n/a	n/a	n/a	2,716,556	23,372
171 Network Support	(163,000)	0	4,000	(159,000)	(63,985)	(196)
172 General Support	2,268,000	0	802,850	3,070,850	1,235,788	23,568
173 Central Office	1,938,000	(141,242)	197,096	1,993,854	1,131,305	0
174 Operator Systems	0	0	0	0	0	0
175 COE Switching	532,000	(6,245)	197,096	722,851	410,143	0
176 COE Transmission	1,406,000	(134,997)	0	1,271,003	721,162	0
177 IOT	0	0	0	0	0	0
178 Cable & Wire Facilities	1,592,000	(218,055)	0	1,373,945	413,448	0
180 Plant Non-Sp. Less Dep/Amor	n/a	n/a	n/a	n/a	1,229,190	0
190 Depreciation / Amortization	8,474,574	(880,518)	0	7,594,056	3,119,432	9,903
200 Customer Operations	n/a	n/a	n/a	n/a	918,802	395,148
201 Marketing	433,000	0	29,000	462,000	91,025	279
202 Local Business Office	1,993,000	0	609,457	2,602,457	555,051	214,848
203 Revenue Accounting	277,829	0	0	277,829	136,824	44,119
204 Other Billing & Collection	455,671	0	0	455,671	135,902	135,902
210 Access	n/a	n/a	n/a	n/a	0	n/a
220 Corporate Operations	n/a	n/a	n/a	n/a	957,210	89,766
230 AFUDC	n/a	n/a	n/a	n/a	n/a	n/a
240 Other Exp. & Adjustments	n/a	n/a	n/a	n/a	38,813	119
250 Taxes Other than FIT	n/a	n/a	n/a	n/a	253,621	498
260 Total Exp and Other Taxes	n/a	n/a	n/a	n/a	9,233,624	518,806
FIT Adjustments						
270 Adjustment for FIT	0	0	0	0	0	0
280 Amortized ITC	0	0	0	0	0	0
290 Federal Income Taxes	n/a	n/a	n/a	n/a	0	n/a
300 Total Expenses & Taxes	n/a	n/a	n/a	n/a	9,233,624	n/a
Telephone Plant in Service						
310 General Support	20,847,505	(2,840,093)	0	18,007,412	7,246,640	138,203
320 Central Office Equip-Switch	6,401,525	(77,450)	(1,291,659)	5,032,416	1,673,817	0
321 Operator Systems	0	0	0	0	0	0
322 Tandem Switching	0	0	0	0	0	0
323 Local Switching Cat. 3	6,401,525	(77,450)	(1,291,659)	5,032,416	1,673,817	0
324 Equal Access	0	0	0	0	0	0
330 Central Office Equip-Trans	32,804,987	(3,274,954)	1,247,137	30,777,170	18,644,389	0
331 Subscriber Lines	15,392,272	(3,274,954)	1,247,137	13,364,455	3,356,146	0
332 Exchange Circuit	11,064,726	0	0	11,064,726	11,041,081	0
333 Interexchange Circuit	6,119,127	0	0	6,119,127	4,213,898	0
334 Host Remote	228,862	0	0	228,862	33,264	0
340 Cable & Wire	68,258,861	(10,059,494)	0	58,199,367	17,513,387	0
341 Subscriber Lines	62,886,774	(10,059,494)	0	52,827,280	13,266,242	0
342 Exchange	4,965,204	0	0	4,965,204	4,129,444	0
343 Interexchange	386,693	0	0	386,693	114,766	0
344 Host Remote	20,190	0	0	20,190	2,935	0
350 Info Orig/Term Equipment	0	0	0	0	0	0
360 Amortizable Assets	2,280,775	0	(2,235,301)	45,475	18,300	56
370 Total Plant In Service	130,593,653	(16,251,991)	(2,279,823)	112,061,840	45,096,533	138,259
Adjustments to TPIS						
380 Depr / Amor Reserve	106,405,793	(13,719,940)	(34,669)	92,651,184	36,044,314	114,797
390 Accum Deferred Income Tax	87,000	(92,108)	627,000	621,892	250,262	774
400 Other Rate Base Adjust.	n/a	n/a	n/a	n/a	1,678,498	5,157
Return Data						
410 Average Rate Base	n/a	n/a	n/a	n/a	10,480,455	n/a
420 Return	n/a	n/a	n/a	n/a	n/a	n/a
430 Rate of Return	n/a	n/a	n/a	n/a	n/a	n/a

	Interstate WBIAS (G)	ROR Regulated I/S Access (H)	Pay Phone (I)	Inside Wire (J)	BFP (K)	Total Common Line (L)	Total Switched Traffic Sensitive (M)	Special Access (N)
Revenues								
100 Network Access	n/a	7,173,186	0	0	4,487,777	4,487,777	809,723	1,875,686
110 Uncollectibles	n/a	0	0	0	0	0	0	0
120 Common Line Support	n/a	0	0	0	0	0	n/a	n/a
130 Long Term	n/a	0	0	0	0	0	n/a	n/a
140 Transitional	n/a	0	0	0	0	0	n/a	n/a
150 Miscellaneous	n/a	0	0	0	0	0	0	0
160 Net Revenues	n/a	7,173,186	0	0	4,487,777	4,487,777	809,723	1,875,686
Expenses								
170 Plant Specific	803,323	1,889,861	0	0	939,362	939,362	495,525	454,974
171 Network Support	(19,900)	(43,889)	0	0	(27,785)	(27,785)	(3,707)	(12,397)
172 General Support	378,181	834,039	0	0	527,997	527,997	70,452	235,590
173 Central Office	427,067	704,238	0	0	128,687	128,687	426,170	149,381
174 Operator Systems	0	0	0	0	0	0	0	0
175 COE Switching	0	410,143	0	0	0	0	410,143	0
176 COE Transmission	427,067	294,095	0	0	128,687	128,687	16,027	149,381
177 IOT	0	0	0	0	0	0	0	0
178 Cable & Wire Facilities	17,975	395,473	0	0	310,463	310,463	2,610	82,400
180 Plant Non-Sp. Less Dep/Amor	313,799	915,391	0	0	661,449	661,449	58,459	195,483
190 Depreciation / Amortization	1,023,235	2,086,294	0	0	1,306,839	1,306,839	172,404	607,051
200 Customer Operations	69,670	453,984	0	0	352,418	352,418	41,318	60,248
201 Marketing	28,310	62,715	0	0	39,526	39,526	5,274	17,636
202 Local Business Office	3,376	336,827	0	0	288,909	288,909	28,968	18,950
203 Revenue Accounting	37,984	54,721	0	0	23,983	23,983	7,076	23,662
204 Other Billing & Collection	0	0	0	0	0	0	0	0
210 Access	0	n/a	n/a	n/a	n/a	n/a	n/a	n/a
220 Corporate Operations	254,547	612,897	0	0	332,782	332,782	127,681	152,434
230 AFUDC	n/a	0	0	0	0	0	0	0
240 Other Exp. & Adjustments	15,846	22,848	0	0	197,313	197,313	(185,156)	10,691
250 Taxes Other than FIT	87,959	165,164	0	0	101,728	101,728	13,892	49,544
260 Total Exp and Other Taxes	2,568,379	6,146,439	0	0	3,891,891	3,891,891	724,123	1,530,425
FIT Adjustments								
270 Adjustment for FIT	0	0	0	0	0	0	0	0
280 Amortized ITC	0	0	0	0	0	0	0	0
290 Federal Income Taxes	n/a	349,094	0	0	202,601	202,601	29,104	117,389
300 Total Expenses & Taxes	n/a	6,495,533	0	0	4,094,492	4,094,492	753,227	1,647,814
Telephone Plant in Service								
310 General Support	2,217,648	4,890,789	0	0	3,096,164	3,096,164	413,132	1,381,493
320 Central Office Equip-Switch	0	1,673,817	0	0	0	0	1,673,817	0
321 Operator Systems	0	0	0	0	0	0	0	0
322 Tandem Switching	0	0	0	0	0	0	0	0
323 Local Switching Cat. 3	0	1,673,817	0	0	0	0	1,673,817	0
324 Equal Access	0	0	0	0	0	0	0	0
330 Central Office Equip-Trans	11,041,081	7,603,308	0	0	3,326,992	3,326,992	414,342	3,861,974
331 Subscriber Lines	0	3,356,146	0	0	3,326,992	3,326,992	0	29,154
332 Exchange Circuit	11,041,081	0	0	0	0	0	0	0
333 Interexchange Circuit	0	4,213,898	0	0	0	0	381,078	3,832,820
334 Host Remote	0	33,264	0	0	0	0	33,264	0
340 Cable & Wire	761,397	16,751,990	0	0	13,151,001	13,151,001	110,560	3,490,429
341 Subscriber Lines	0	13,266,242	0	0	13,151,001	13,151,001	0	115,241
342 Exchange	761,397	3,368,047	0	0	0	0	0	3,368,047
343 Interexchange	0	114,766	0	0	0	0	107,625	7,141
344 Host Remote	0	2,935	0	0	0	0	2,935	0
350 Info Orig/Term Equipment	0	0	0	0	0	0	0	0
360 Amortizable Assets	5,692	12,552	0	0	7,946	7,946	1,060	3,546
370 Total Plant In Service	14,025,818	30,932,456	0	0	19,582,103	19,582,103	2,612,911	8,737,442
Adjustments to TPIS								
380 Depr / Amor Reserve	10,179,011	25,750,506	0	0	16,624,963	16,624,963	2,182,268	6,943,275
390 Accum Deferred Income Tax	77,832	171,656	0	0	108,667	108,667	14,503	48,486
400 Other Rate Base Adjust.	523,144	1,150,197	0	0	726,845	726,845	97,458	325,894
Return Data								
410 Average Rate Base	n/a	6,160,491	0	0	3,575,318	3,575,318	513,598	2,071,575
420 Return	n/a	677,653	0	0	393,285	393,285	56,496	227,872
430 Rate of Return	11.00%	11.00%	0.00%	0.00%	11.00%	11.00%	11.00%	11.00%

	Total Company (A)	Part 64 Adjustments (B)	Other Adjustments (C)	Subject to Separations (D)	Total Interstate (E)	Billing & Collection (F)
Revenues						
100 Network Access	n/a	n/a	n/a	n/a	n/a	n/a
110 Uncollectibles	n/a	n/a	n/a	n/a	n/a	n/a
120 Common Line Support	n/a	n/a	n/a	n/a	n/a	n/a
130 Long Term	n/a	n/a	n/a	n/a	n/a	n/a
140 Transitional	n/a	n/a	n/a	n/a	n/a	n/a
150 Miscellaneous	n/a	n/a	n/a	n/a	n/a	n/a
160 Net Revenues	n/a	n/a	n/a	n/a	n/a	n/a
Expenses						
170 Plant Specific	n/a	n/a	n/a	n/a	2,407,118	19,588
171 Network Support	(172,449)	0	2,406	(170,043)	(66,743)	(177)
172 General Support	2,154,496	0	779,824	2,934,320	1,151,735	19,765
173 Central Office	1,647,495	(142,939)	197,268	1,701,824	950,345	0
174 Operator Systems	0	0	0	0	0	0
175 COE Switching	510,514	(7,151)	197,268	700,631	391,251	0
176 COE Transmission	1,136,981	(135,788)	0	1,001,193	559,094	0
177 IOT	0	0	0	0	0	0
178 Cable & Wire Facilities	1,459,176	(206,334)	0	1,252,842	371,781	0
180 Plant Non-Sp. Less Dep/Amor	n/a	n/a	n/a	n/a	1,105,753	0
190 Depreciation / Amortization	7,017,658	(805,006)	0	6,212,652	2,459,815	5,731
200 Customer Operations	n/a	n/a	n/a	n/a	803,344	344,361
201 Marketing	436,737	0	28,967	465,704	91,755	243
202 Local Business Office	1,671,600	0	425,162	2,096,762	472,588	186,359
203 Revenue Accounting	243,471	0	0	243,471	119,906	38,664
204 Other Billing & Collection	399,320	0	0	399,320	119,095	119,095
210 Access	n/a	n/a	n/a	n/a	0	n/a
220 Corporate Operations	n/a	n/a	n/a	n/a	859,641	75,697
230 AFUDC	n/a	n/a	n/a	n/a	n/a	n/a
240 Other Exp. & Adjustments	n/a	n/a	n/a	n/a	31,865	84
250 Taxes Other than FIT	n/a	n/a	n/a	n/a	237,643	426
260 Total Exp and Other Taxes	n/a	n/a	n/a	n/a	7,905,179	445,887
FIT Adjustments						
270 Adjustment for FIT	0	0	0	0	0	0
280 Amortized ITC	0	0	0	0	0	0
290 Federal Income Taxes	n/a	n/a	n/a	n/a	0	n/a
300 Total Expenses & Taxes	n/a	n/a	n/a	n/a	7,905,179	n/a
Telephone Plant in Service						
310 General Support	17,279,676	(2,313,791)	0	14,965,885	5,874,180	100,809
320 Central Office Equip-Switch	5,568,605	(71,599)	(1,082,237)	4,414,769	1,468,383	0
321 Operator Systems	0	0	0	0	0	0
322 Tandem Switching	0	0	0	0	0	0
323 Local Switching Cat. 3	5,568,605	(71,599)	(1,082,237)	4,414,769	1,468,383	0
324 Equal Access	0	0	0	0	0	0
330 Central Office Equip-Trans	27,729,957	(3,232,267)	1,054,953	25,552,643	15,266,245	0
331 Subscriber Lines	13,499,947	(3,232,267)	1,054,953	11,322,633	2,842,642	0
332 Exchange Circuit	8,945,617	0	0	8,945,617	8,925,934	0
333 Interexchange Circuit	5,093,876	0	0	5,093,876	3,469,978	0
334 Host Remote	190,517	0	0	190,517	27,691	0
340 Cable & Wire	60,613,158	(8,687,538)	1,485	51,927,105	15,409,356	0
341 Subscriber Lines	56,135,344	(8,687,538)	1,485	47,449,291	11,912,542	0
342 Exchange	4,060,754	0	0	4,060,754	3,376,169	0
343 Interexchange	396,365	0	0	396,365	117,637	0
344 Host Remote	20,695	0	0	20,695	3,008	0
350 Info Orig/Term Equipment	0	0	0	0	0	0
360 Amortizable Assets	2,299,132	0	(2,021,931)	277,201	108,803	289
370 Total Plant In Service	113,490,526	(14,305,195)	(2,047,730)	97,137,601	38,126,967	101,098
Adjustments to TPIS						
380 Depr / Amor Reserve	91,697,792	(11,899,529)	(20,873)	79,777,390	30,473,872	84,931
390 Accum Deferred Income Tax	436,000	(141,786)	658,000	952,214	373,773	1,015
400 Other Rate Base Adjust.	n/a	n/a	n/a	n/a	1,386,665	3,682
Return Data						
410 Average Rate Base	n/a	n/a	n/a	n/a	8,665,987	n/a
420 Return	n/a	n/a	n/a	n/a	n/a	n/a
430 Rate of Return	n/a	n/a	n/a	n/a	n/a	n/a

	Interstate WBIAS	ROR Regulated I/S Access	Pay Phone	Inside Wire	BFP	Total Common Line	Total Switched Traffic Sensitive	Special Access
	(G)	(H)	(I)	(J)	(K)	(L)	(M)	(N)
Revenues								
100 Network Access	n/a	6,075,853	0	0	4,122,000	4,122,000	704,853	1,249,000
110 Uncollectibles	n/a	0	0	0	0	0	0	0
120 Common Line Support	n/a	0	0	0	0	0	n/a	n/a
130 Long Term	n/a	0	0	0	0	0	n/a	n/a
140 Transitional	n/a	0	0	0	0	0	n/a	n/a
150 Miscellaneous	n/a	0	0	0	0	0	0	0
160 Net Revenues	n/a	6,075,853	0	0	4,122,000	4,122,000	704,853	1,249,000
Expenses								
170 Plant Specific	667,263	1,720,267	0	0	873,378	873,378	470,474	376,415
171 Network Support	(20,094)	(46,472)	0	0	(30,306)	(30,306)	(3,990)	(12,176)
172 General Support	341,708	790,262	0	0	515,365	515,365	67,847	207,050
173 Central Office	326,893	623,452	0	0	103,255	103,255	403,883	116,314
174 Operator Systems	0	0	0	0	0	0	0	0
175 COE Switching	0	391,251	0	0	0	0	391,251	0
176 COE Transmission	326,893	232,201	0	0	103,255	103,255	12,632	116,314
177 IOT	0	0	0	0	0	0	0	0
178 Cable & Wire Facilities	18,756	353,025	0	0	285,064	285,064	2,734	65,227
180 Plant Non-Sp. Less Dep/Amor	266,477	839,276	0	0	624,900	624,900	52,910	161,466
190 Depreciation / Amortization	760,624	1,693,460	0	0	1,109,167	1,109,167	131,384	452,909
200 Customer Operations	65,592	393,391	0	0	303,297	303,297	36,400	53,694
201 Marketing	27,625	64,130	0	0	41,663	41,663	5,485	16,739
202 Local Business Office	4,592	281,637	0	0	240,617	240,617	24,288	16,732
203 Revenue Accounting	33,375	47,867	0	0	21,017	21,017	6,627	20,223
204 Other Billing & Collection	0	0	0	0	0	0	0	0
210 Access	0	n/a	n/a	n/a	n/a	n/a	n/a	n/a
220 Corporate Operations	207,847	576,097	0	0	336,631	336,631	116,427	123,039
230 AFUDC	n/a	0	0	0	0	0	0	0
240 Other Exp. & Adjustments	13,368	18,413	0	0	194,929	194,929	(185,500)	8,984
250 Taxes Other than FIT	77,810	159,407	0	0	102,202	102,202	13,233	43,972
260 Total Exp and Other Taxes	2,058,981	5,400,311	0	0	3,544,504	3,544,504	635,328	1,220,479
FIT Adjustments								
270 Adjustment for FIT	0	0	0	0	0	0	0	0
280 Amortized ITC	0	0	0	0	0	0	0	0
290 Federal Income Taxes	n/a	229,684	0	0	196,349	196,349	23,639	9,697
300 Total Expenses & Taxes	n/a	5,629,995	0	0	3,740,853	3,740,853	658,967	1,230,176
Telephone Plant in Service								
310 General Support	1,742,809	4,030,562	0	0	2,628,508	2,628,508	346,040	1,056,014
320 Central Office Equip-Switch	0	1,468,383	0	0	0	0	1,468,383	0
321 Operator Systems	0	0	0	0	0	0	0	0
322 Tandem Switching	0	0	0	0	0	0	0	0
323 Local Switching Cat. 3	0	1,468,383	0	0	0	0	1,468,383	0
324 Equal Access	0	0	0	0	0	0	0	0
330 Central Office Equip-Trans	8,925,934	6,340,311	0	0	2,819,401	2,819,401	344,918	3,175,992
331 Subscriber Lines	0	2,842,642	0	0	2,819,401	2,819,401	0	23,241
332 Exchange Circuit	8,925,934	0	0	0	0	0	0	0
333 Interexchange Circuit	0	3,469,978	0	0	0	0	317,227	3,152,751
334 Host Remote	0	27,691	0	0	0	0	27,691	0
340 Cable & Wire	777,380	14,631,976	0	0	11,815,148	11,815,148	113,325	2,703,503
341 Subscriber Lines	0	11,912,542	0	0	11,815,148	11,815,148	0	97,394
342 Exchange	777,380	2,598,789	0	0	0	0	0	2,598,789
343 Interexchange	0	117,637	0	0	0	0	110,317	7,320
344 Host Remote	0	3,008	0	0	0	0	3,008	0
350 Info Orig/Term Equipment	0	0	0	0	0	0	0	0
360 Amortizable Assets	32,757	75,757	0	0	49,404	49,404	6,504	19,849
370 Total Plant In Service	11,478,880	26,546,989	0	0	17,312,461	17,312,461	2,279,170	6,955,358
Adjustments to TPIS								
380 Depr / Amor Reserve	8,478,493	21,910,448	0	0	14,485,051	14,485,051	1,931,919	5,493,478
390 Accum Deferred Income Tax	112,544	260,214	0	0	169,684	169,684	22,349	68,181
400 Other Rate Base Adjust.	417,954	965,029	0	0	628,792	628,792	82,987	253,250
Return Data								
410 Average Rate Base	n/a	5,341,356	0	0	3,286,518	3,286,518	407,889	1,646,949
420 Return	n/a	445,858	0	0	381,147	381,147	45,887	18,824
430 Rate of Return	0.00%	8.35%	0.00%	0.00%	11.60%	11.60%	11.25%	1.14%

COS-2
 Filing Date: 6/15/2016
 Filing Entity: Home Telephone ILEC, LLC
 Transmittal Number: 198
 COSA: 0527AN16

Rate-of-Return TRP
 7/16- 6/17
 Versus 2015 Actual

	Common Line (A)	Traffic Sensitive Switched (B)	Traffic Sensitive Special (C)	Other Interstate (D)	Total Interstate (E)	Total Co. Subject to Separations (F)
Forecast, 7/16- 6/17						
Revenue Requirement						
100 Depreciation/Amortization	1,306,839	172,404	607,051	313,799	2,400,093	7,594,056
105 Expense Less Dep & Amor	2,483,324	537,827	873,830	2,998,728	8,980,003	n/a
110 Taxes Less FIT	101,728	13,892	49,544	87,959	n/a	n/a
115 Return	393,285	56,496	227,872	n/a	n/a	n/a
120 FIT	202,601	29,104	117,389	n/a	n/a	n/a
125 Uncol., IDC & Other Adj.	0	0	0	n/a	n/a	n/a
130 Revenue Requirement	4,487,777	809,723	1,875,686	n/a	n/a	n/a
135 Access Service Revenue	4,487,777	809,723	1,875,686	n/a	n/a	n/a
	---	---	---	---	---	---
Rate Base						
140 Telephone Plant in Service	19,582,103	2,612,911	8,737,442	14,164,077	45,096,533	112,061,840
145 Rate Base Adjustments	726,845	97,458	325,894	528,301	1,678,498	n/a
150 Depreciation Reserves	16,624,963	2,182,268	6,943,275	10,293,808	36,044,314	92,651,184
155 Accum Deferred Income Tax	108,667	14,503	48,486	78,606	250,262	621,892
160 Average Rate Base	3,575,318	513,598	2,071,575	4,319,964	10,480,455	n/a
	---	---	---	---	---	---
Actual, 1/15- 12/15						
Revenue Requirement						
200 Depreciation/Amortization	1,109,167	131,384	452,909	766,355	2,459,815	6,212,652
205 Expense Less Dep & Amor	2,333,135	490,711	723,598	1,660,277	5,207,721	n/a
210 Taxes Less FIT	102,202	13,233	43,972	78,236	n/a	n/a
215 Return	381,147	45,887	18,824	n/a	n/a	n/a
220 FIT	196,349	23,639	9,697	n/a	n/a	n/a
225 Uncol., IDC & Other Adj.	0	0	0	n/a	n/a	n/a
230 Revenue Requirement	4,122,000	704,853	1,249,000	n/a	n/a	n/a
235 Access Service Revenue	4,122,000	704,853	1,249,000	n/a	n/a	n/a
	---	---	---	---	---	---
Rate Base						
240 Telephone Plant in Service	17,312,461	2,279,170	6,955,358	11,579,978	38,126,967	97,137,601
245 Rate Base Adjustments	628,792	82,987	253,250	421,636	1,386,665	n/a
250 Depreciation Reserves	14,485,051	1,931,919	5,493,478	8,563,424	30,473,872	79,777,390
255 Accum Deferred Income Tax	169,684	22,349	68,181	113,559	373,773	952,214
260 Average Rate Base	3,286,518	407,889	1,646,949	3,324,631	8,665,987	n/a

COS-2
 Filing Date: 6/15/2016
 Filing Entity: Home Telephone ILEC, LLC
 Transmittal Number: 198
 COSA: 0527AN16

Rate-of-Return TRP
 7/16- 6/17
 Versus 2015 Actual

	Common Line (A)	Traffic Sensitive Switched (B)	Traffic Sensitive Special (C)	Other Interstate (D)	Total Interstate (E)	Total Co. Subject to Separations (F)
Forecast, 7/15 - 6/16						
Revenue Requirement						
100 Depreciation/Amortization	0	0	0	0	0	0
105 Expense Less Dep & Amor	0	0	0	0	0	n/a
110 Taxes Less FIT	0	0	0	0	n/a	n/a
115 Return	0	0	0	0	n/a	n/a
120 FIT	0	0	0	0	n/a	n/a
125 Uncol., IDC & Other Adj.	0	0	0	0	n/a	n/a
130 Revenue Requirement	0	0	0	0	n/a	n/a
135 Access Service Revenue	0	0	0	0	n/a	n/a
	----	----	----	----	----	----
Rate Base						
140 Telephone Plant in Service	0	0	0	0	0	0
145 Rate Base Adjustments	0	0	0	0	0	n/a
150 Depreciation Reserves	0	0	0	0	0	0
155 Accum Deferred Income Tax	0	0	0	0	0	0
160 Average Rate Base	0	0	0	0	0	n/a
Actual, 1/14 - 12/14						
Revenue Requirement						
200 Depreciation/Amortization	0	0	0	0	0	0
205 Expense Less Dep & Amor	0	0	0	0	0	n/a
210 Taxes Less FIT	0	0	0	0	0	n/a
215 Return	0	0	0	0	0	n/a
220 FIT	0	0	0	0	0	n/a
225 Uncol., IDC & Other Adj.	0	0	0	0	0	n/a
230 Revenue Requirement	0	0	0	0	0	n/a
235 Access Service Revenue	0	0	0	0	n/a	n/a
	----	----	----	----	----	----
Rate Base						
240 Telephone Plant in Service	0	0	0	0	0	0
245 Rate Base Adjustments	0	0	0	0	0	n/a
250 Depreciation Reserves	0	0	0	0	0	0
255 Accum Deferred Income Tax	0	0	0	0	0	0
260 Average Rate Base	0	0	0	0	0	n/a

COS-2
 Filing Date: 6/15/2016
 Filing Entity: Home Telephone ILEC, LLC
 Transmittal Number: 198
 COSA: 0527AN16

Rate-of-Return TRP
 7/16- 6/17
 Versus 2015 Actual

	Common Line (A)	Traffic Sensitive Switched (B)	Traffic Sensitive Special (C)	Other Interstate (D)	Total Interstate (E)	Total Co. Subject to Separations (F)
Forecast, 7/14 - 6/15						
Revenue Requirement						
100 Depreciation/Amortization	0	0	0	0	0	0
105 Expense Less Dep & Amor	0	0	0	0	0	n/a
110 Taxes Less FIT	0	0	0	0	n/a	n/a
115 Return	0	0	0	0	n/a	n/a
120 FIT	0	0	0	0	n/a	n/a
125 Uncol., IDC & Other Adj.	0	0	0	0	n/a	n/a
130 Revenue Requirement	0	0	0	0	n/a	n/a
135 Access Service Revenue	0	0	0	0	n/a	n/a
	---	---	---	---	---	---
Rate Base						
140 Telephone Plant in Service	0	0	0	0	0	0
145 Rate Base Adjustments	0	0	0	0	0	n/a
150 Depreciation Reserves	0	0	0	0	0	0
155 Accum Deferred Income Tax	0	0	0	0	0	0
160 Average Rate Base	0	0	0	0	0	n/a
	---	---	---	---	---	---
	---	---	---	---	---	---
	---	---	---	---	---	---
Actual, 1/13- 12/13						
Revenue Requirement						
200 Depreciation/Amortization	0	0	0	0	0	0
205 Expense Less Dep & Amor	0	0	0	0	0	n/a
210 Taxes Less FIT	0	0	0	0	0	n/a
215 Return	0	0	0	0	0	n/a
220 FIT	0	0	0	0	0	n/a
225 Uncol., IDC & Other Adj.	0	0	0	0	0	n/a
230 Revenue Requirement	0	0	0	0	0	n/a
235 Access Service Revenue	0	0	0	n/a	n/a	n/a
	---	---	---	---	---	---
Rate Base						
240 Telephone Plant in Service	0	0	0	0	0	0
245 Rate Base Adjustments	0	0	0	0	0	n/a
250 Depreciation Reserves	0	0	0	0	0	0
255 Accum Deferred Income Tax	0	0	0	0	0	0
260 Average Rate Base	0	0	0	0	0	n/a

MAG-1
Filing Date: 6/15/2016
Filing Entity: Home Telephone ILEC, LLC
Transmittal Number : 198
COSA: 0527AN16

Access Element	Interstate Revenue Requirement Prior to Adjustments (A) Note 1	Frozen Line Port Transfer (B) Note 2	Universal Service Fund Contribution (C) Note 3	Interstate Revenue Requirement Subject to TIC Re-allocation (D) Cols. (A)+(B)+(C)	Frozen TIC Re-allocation (E) Note 4	Interstate Revenue Requirement Subject to Rate Making (F) Cols. (D)+(E)
Carrier Common Line	\$4,487,777		\$0	\$4,487,777		\$4,487,777
Special Access	<u>\$1,875,686</u>			<u>\$1,875,686</u>		\$1,875,686

Note 1: Source of Revenue Requirements in Column (A)

Carrier Common Line **TRP COS-1(P) Line 100, Column (L)**

Special Access **TRP COS-1(P) Line 100, Column U**

Note 2: Enter an amount equal to the amounts on the most recently filed Form MAG-1.

Note 3: Projected Amount per Account 6540

Note 4: Enter amounts equal to the amounts on the most recently filed Form MAG-1.

REV-1

Filing Date:

6/15/2016

Filing Entity:

Home Telephone ILEC, LLC

Transmittal Number:

198

COSA


0527AN16

Page 10 of 20

Rate-of-Return TRP


Switched Access Revenue


Test Year 7/15-6/16



	----	----	----	----	----	----	----	----	----
Special - - Voice Grade									
490 2-Wire Chan. Term.	n/a	23.14	n/a	n/a	38	n/a	879	n/a	
500 4-Wire Chan. Term.	n/a	37.03	n/a	n/a	29	n/a	1,074	n/a	
510 Channel Mileage Term.	16.56	n/a	n/a	67	n/a	n/a	1,110	n/a	
520 Channel Mileage Facility	n/a	n/a	1.65	n/a	n/a	783.84	1,293	n/a	
530 Non-Recurring	n/a	126.90	n/a	n/a	2	n/a	254	n/a	
Special - - High Capacity									
540 High Capacity Chan. Term.	n/a	123.22	n/a	n/a	3335	n/a	410,939	n/a	
550 Channel Mileage Term.	68.93	n/a	n/a	2870	n/a	n/a	197,829	n/a	
560 Channel Mileage Facility	n/a	n/a	13.26	n/a	n/a	29547.75	391,803	n/a	
570 Non-Recurring	n/a	174.59	n/a	n/a	24	n/a	4,190	n/a	
580 Special Access - - Total	n/a	n/a	n/a	n/a	n/a	n/a	1,875,686	1,875,686	

Notes: A composite special access NRC should be used if the installation rates vary among the services. If the company does not file a particular rate, then the rate and demand = 0. Col. (G) equals Cols. (A x D) + (B x E) + (C x F).





REV-2

Filing Date: 6/15/2016

Filing Entity: Home Telephone ILEC, LLC

Transmittal Number: 198

COSA 0527AN16

Page 13 of 20


Rate-of-Return TRP

Revenues Summary

Test Year 7/15 to 6/16

	Total Network Access (A)	Recurring without ICB (B)	Non-Recurring without ICB (C)	ICB (D)
100 Common Line	0	0	0	0
110 Special Access	1,875,686	1,875,686	0	0

Notes : Col. (A) = Cols. (B) +(C) + (D). If a particular category is inapplicable, then that category = 0.



RTE-1

Filing Date: 6/15/2016

Filing Entity: Home Telephone ILEC, LLC

Transmittal Number: 198

COSA 0527AN16

Rate-of-Return TRP
Percent Change in
Historical Rate Levels

Page 14 of 20

	7/1/2015 Rate (A)	Current Effective Rate (B)	Proposed 7/1/2016 Rate (C)	% Change 7/1/2015 7/1/2016 (D)	% Change Current 7/1/2016 (E)
End User Common Line	----	----	----	----	----
150 Multi-line Business (\$/Month)	0	0.00	0.00	0.00%	0.00%
160 Residential & Single Line Bus.	0	0.00	0.00	0.00%	0.00%

RTE-2
 Filing Date: 6/15/2016
 Filing Entity: Home Telephone ILEC, LLC
 Transmittal Number: 198
 COSA 0527AN16

Rate-of-Return
 Revenue Price-outs
 Using 2015 Demand

Page 15 of 20

	Revenue at 7/1/2015 Rates (A)	Revenue at Current Rate (B)	Change in Revenue, Cols. B-A (C)	Revenue at 7/1/2016 Rates (D)	Change in Revenue, Cols.(B)-(D) (E)
Switched Access					
100 Multi-line Business	0	0	0	0	0
	----	----	----	----	----
110 Residential & Single Line Bus.	0	0	0	0	0
	----	----	----	----	----
120 Common Line	0	0	0	0	0
	----	----	----	----	----
130 Special Access	1,199,717	1,332,151	132,434	1,291,345	(40,806)
	----	----	----	----	----

Notes: If company belongs to the NECA common line pool, then revenue = 0.

RTE-3

Filing Date:

6/15/2016

Filing Entity:

Home Telephone ILEC, LLC

Transmittal Number:

198

COSA

0527AN16

Rate-of-Return TRP

**COSA's for which Rates
are Averaged or Pooled**

COSA	Multi-line Business (A)	Residential & Single Line Business (B)	Special Access New (C) Old(H)
100			
110			
120			
130			
140			
150			
160			
170			
180			
190			
200			
210			
220			
230			

Notes: Companies should list all COSA's for which rates are averages or pooled.

RTE-3

Filing Date: 6/15/2016
Filing Entity: Home Teleph
Transmittal Number: 198
COSA 0527AN16

COSA

100
110
120
130
140
150
160
170
180
190
200
210
220
230

Notes: Companies should list all C

DMD-2

Filing Date: 6/15/2016
Filing Entity: Home Telephone ILEC, LLC
Transmittal Number: 198
COSA 0527AN16

Rate-of-Return TRP
Special Access
Demand

	1/15-12/15 Channel Terminations (A)	1/15-12/15 Number of Circuits (B)	1/15-12/15 Interoffice Miles (C)	7/16 - 7/17 Channel Terminations (D)	7/16 - 7/17 Number of Circuits (E)	7/16 - 7/17 Interoffice Miles (F)
100 Metallic	0	0	0	0	0	0
110 Telegraph	0	0	0	0	0	0
120 VG less WATS	84	84	979.8	67	67	783.84
130 WATS	0	0	0	0	0	0
140 full-time Audio	0	0	0	0	0	0
150 High Capacity	3780	3252	32742.24	3406	2931	29547.75

DMD-3

Filing Date: 6/15/2016

Filing Entity: Home Telephone ILEC, LLC

Transmittal Number: 198

COSA 0527AN16

Page 19 of 20

Rate-of-Return TRP

Common Line

Revenue and Demand

	1/15-12/15 Historical Revenue (A)	1/15-12/15 Historical MOU or Lines (B)	7/16 - 7/17 Test Year Revenue (C)	7/16 - 7/17 Test Year MOU or Lines (D)
100 End User Common Line, Total	0	0	0	0
110 Residential	0	0	0	0
120 Single Line Business	0	0	0	0
130 Multi-line Business	0	0	0	0
140 Special Access Surcharge	0	0	0	0
150 Carrier Common Line	0	0	0	0
160 Total Common Line Revenue	0	n/a	0	n/a

ERN-1

Filing Date:

6/15/2016

Filing Entity:

Home Telephone ILEC, LLC

Transmittal Number:

198

COSA

0527AN16

Page 1 of 1

Rate-of-Return TRP

Rate-of-Return

Summary

	2014/2015 FCC Monitoring Period (A)	2015 Calendar Year (B)	7/16 - 6/17 Test Year (C)
100 Interstate Access, Total	18.13%	13.02%	0.00%
110 Carrier Common Line	11.24%	11.26%	11.25%
120 Special Access	7.66%	0.89%	11.25%
130 Local Switching	114.24%	73.56%	0.00%
140 Information	0.00%	0.00%	0.00%
150 Local Transport	-33.54%	5.56%	0.00%
160 Traffic Sensitive Switched, Total	78.44%	57.24%	0.00%