

Filing Date (enter w/leading '): 6/16/2015 2015 Annual Filing? (Y/N) y  
Tariff Entity (4 character COSA code): WSNY - Win Initial CALLS Restructure? n  
Transmittal Number (enter w/leading '): 75  
Filing Name: June 16, 2015 Annual Access Tariff Filing (WSNYAN15.xls)

Do you have an extension of X-factor rules? n  
EOPYDate (enter w/leading ') 6/30/2015  
Total # Juris (sheets B&C):(up to 52 allowed) 0  
KEY (Erase text & color before filing):

1) Uses multiplicative SBI Upper limits	Jurisdictional SLCs?	n	Juris 1-26	Juris 27-52
2) Chart check sheets begin at row 1001	Jurisdictional PICCs?	n		
3) ANALYZER (18 pages) starts in column DG.	Jurisdictional MOU?	n		
	Jurisdictional Targeting?	n		
	Mixed Jurisdictional SPM?	n		

**Data entry**  
Conditional Formatting: Cell expecting data

[enter N if fewer than 27 jurisdictions or want to calc combined Agg Rates for Juris 1 thru 52)

IND-1 chart, Page 1. Arrow right for next chart.  
Page down 60 for next page.  
To Print, Use Manual Compression = 63% and Landscape Mode.

To print Sheet A TRP reports, press "CTRL+SHIFT+P"  
To print jurisdictional input data, press "CTRL+SHIFT+J"  
To print jurisdictional YZE data, press "CTRL+SHIFT+Y"

Price Cap Tariff Review Plan  
 Indices

	PROPOSED PCI (A)	PROPOSED API (B)	PROPOSED SBI (C)	PROPOSED SBI LIMIT (D)	EXISTING PCI (E)	EXISTING API (F)	EXISTING SBI (G)	EXISTING SBI LIMIT (H)	6/30/2014 PCI (I)	6/30/2014 SBI (J)
<b>600 Interexchange Basket</b>	0.0000	0.0000	N/A	N/A	0.0000	0.0000	N/A	N/A	0.0000	N/A
<b>Special Access Basket</b>										
720 VG/WATS, Met, Tgh - Special	N/A	N/A	103.5203	108.7140	N/A	N/A	103.5203	108.6978	N/A	103.5203
721 VG Spec Density Zone 1	N/A	N/A	0.0000	0.0000	N/A	N/A	0.0000	0.0000	N/A	0.0000
722 VG Spec Density Zone 2	N/A	N/A	0.0000	0.0000	N/A	N/A	0.0000	0.0000	N/A	0.0000
723 VG Spec Density Zone 3	N/A	N/A	0.0000	0.0000	N/A	N/A	0.0000	0.0000	N/A	0.0000
724 VG Spec Density Zone 4	N/A	N/A	0.0000	0.0000	N/A	N/A	0.0000	0.0000	N/A	0.0000
725 VG Spec Density Zone 5	N/A	N/A	0.0000	0.0000	N/A	N/A	0.0000	0.0000	N/A	0.0000
726 VG Spec Density Zone 6	N/A	N/A	0.0000	0.0000	N/A	N/A	0.0000	0.0000	N/A	0.0000
727 VG Spec Density Zone 7	N/A	N/A	0.0000	0.0000	N/A	N/A	0.0000	0.0000	N/A	0.0000
730 Audio & Video	N/A	N/A	100.0000	105.0171	N/A	N/A	100.0000	105.0014	N/A	100.0000
731 Audio/Video Density Zone 1	N/A	N/A	0.0000	0.0000	N/A	N/A	0.0000	0.0000	N/A	0.0000
732 Audio/Video Density Zone 2	N/A	N/A	0.0000	0.0000	N/A	N/A	0.0000	0.0000	N/A	0.0000
733 Audio/Video Density Zone 3	N/A	N/A	0.0000	0.0000	N/A	N/A	0.0000	0.0000	N/A	0.0000
734 Audio/Video Density Zone 4	N/A	N/A	0.0000	0.0000	N/A	N/A	0.0000	0.0000	N/A	0.0000
735 Audio/Video Density Zone 5	N/A	N/A	0.0000	0.0000	N/A	N/A	0.0000	0.0000	N/A	0.0000
736 Audio/Video Density Zone 6	N/A	N/A	0.0000	0.0000	N/A	N/A	0.0000	0.0000	N/A	0.0000
737 Audio/Video Density Zone 7	N/A	N/A	0.0000	0.0000	N/A	N/A	0.0000	0.0000	N/A	0.0000
740 High Cap & DDS - Special	N/A	N/A	100.2589	105.2890	N/A	N/A	100.2589	105.2733	N/A	100.2589
750 DS-1 SubCat - Special	N/A	N/A	99.9121	104.9247	N/A	N/A	99.9121	104.9092	N/A	99.9121
751 DS1 Spec Density Zone 1	N/A	N/A	0.0000	0.0000	N/A	N/A	0.0000	0.0000	N/A	0.0000
752 DS1 Spec Density Zone 2	N/A	N/A	0.0000	0.0000	N/A	N/A	0.0000	0.0000	N/A	0.0000
753 DS1 Spec Density Zone 3	N/A	N/A	0.0000	0.0000	N/A	N/A	0.0000	0.0000	N/A	0.0000
754 DS1 Spec Density Zone 4	N/A	N/A	0.0000	0.0000	N/A	N/A	0.0000	0.0000	N/A	0.0000
755 DS1 Spec Density Zone 5	N/A	N/A	0.0000	0.0000	N/A	N/A	0.0000	0.0000	N/A	0.0000
756 DS1 Spec Density Zone 6	N/A	N/A	0.0000	0.0000	N/A	N/A	0.0000	0.0000	N/A	0.0000
757 DS1 Spec Density Zone 7	N/A	N/A	0.0000	0.0000	N/A	N/A	0.0000	0.0000	N/A	0.0000
760 DS-3 SubCat - Special	N/A	N/A	101.5337	106.6277	N/A	N/A	101.5337	106.6118	N/A	101.5337
761 DS3 Spec Density Zone 1	N/A	N/A	0.0000	0.0000	N/A	N/A	0.0000	0.0000	N/A	0.0000
762 DS3 Spec Density Zone 2	N/A	N/A	0.0000	0.0000	N/A	N/A	0.0000	0.0000	N/A	0.0000
763 DS3 Spec Density Zone 3	N/A	N/A	0.0000	0.0000	N/A	N/A	0.0000	0.0000	N/A	0.0000
764 DS3 Spec Density Zone 4	N/A	N/A	0.0000	0.0000	N/A	N/A	0.0000	0.0000	N/A	0.0000
765 DS3 Spec Density Zone 5	N/A	N/A	0.0000	0.0000	N/A	N/A	0.0000	0.0000	N/A	0.0000
766 DS3 Spec Density Zone 6	N/A	N/A	0.0000	0.0000	N/A	N/A	0.0000	0.0000	N/A	0.0000
767 DS3 Spec Density Zone 7	N/A	N/A	0.0000	0.0000	N/A	N/A	0.0000	0.0000	N/A	0.0000
770 DDS&Other Sp Density Zone 1	N/A	N/A	0.0000	0.0000	N/A	N/A	0.0000	0.0000	N/A	0.0000
771 DDS&Other Sp Density Zone 2	N/A	N/A	0.0000	0.0000	N/A	N/A	0.0000	0.0000	N/A	0.0000
772 DDS&Other Sp Density Zone 3	N/A	N/A	0.0000	0.0000	N/A	N/A	0.0000	0.0000	N/A	0.0000
773 DDS&Other Sp Density Zone 4	N/A	N/A	0.0000	0.0000	N/A	N/A	0.0000	0.0000	N/A	0.0000
774 DDS&Other Sp Density Zone 5	N/A	N/A	0.0000	0.0000	N/A	N/A	0.0000	0.0000	N/A	0.0000
775 DDS&Other Sp Density Zone 6	N/A	N/A	0.0000	0.0000	N/A	N/A	0.0000	0.0000	N/A	0.0000
776 DDS&Other Sp Density Zone 7	N/A	N/A	0.0000	0.0000	N/A	N/A	0.0000	0.0000	N/A	0.0000
790 Wideband	N/A	N/A	0.0000	0.0000	N/A	N/A	0.0000	0.0000	N/A	0.0000
791 WB Density Zone 1	N/A	N/A	0.0000	0.0000	N/A	N/A	0.0000	0.0000	N/A	0.0000
792 WB Density Zone 2	N/A	N/A	0.0000	0.0000	N/A	N/A	0.0000	0.0000	N/A	0.0000
793 WB Density Zone 3	N/A	N/A	0.0000	0.0000	N/A	N/A	0.0000	0.0000	N/A	0.0000
794 WB Density Zone 4	N/A	N/A	0.0000	0.0000	N/A	N/A	0.0000	0.0000	N/A	0.0000
795 WB Density Zone 5	N/A	N/A	0.0000	0.0000	N/A	N/A	0.0000	0.0000	N/A	0.0000
796 WB Density Zone 6	N/A	N/A	0.0000	0.0000	N/A	N/A	0.0000	0.0000	N/A	0.0000
797 WB Density Zone 7	N/A	N/A	0.0000	0.0000	N/A	N/A	0.0000	0.0000	N/A	0.0000
899 Total Special Access	100.3189	100.3005	N/A	N/A	100.3025	100.3005	N/A	N/A	100.3025	N/A





































Price Cap Tariff Review Plan  
Indices

	PROPOSED	PROPOSED	PROPOSED	PROPOSED	EXISTING	EXISTING	EXISTING	EXISTING	6/30/2014	6/30/2014
	PCI	API	SBI	SBI LIMIT	PCI	API	SBI	SBI LIMIT	PCI	SBI
	(A)	(B)	(C)	(D)	(E)	(F)	(G)	(H)	(I)	(J)
600 <b>Interexchange Basket</b>						0.0000			0.0000	
<b>Special Access Basket</b>										
720 VG/WATS, Met, Tgh - Special							103.5203	108.6978		103.5203
721 VG Spec Density Zone 1							0.0000	0.0000		0.0000
722 VG Spec Density Zone 2							0.0000	0.0000		0.0000
723 VG Spec Density Zone 3							0.0000	0.0000		0.0000
724 VG Spec Density Zone 4							0.0000	0.0000		0.0000
725 VG Spec Density Zone 5							0.0000	0.0000		0.0000
726 VG Spec Density Zone 6							0.0000	0.0000		0.0000
727 VG Spec Density Zone 7							0.0000	0.0000		0.0000
730 Audio & Video							100.0000	105.0014		100.0000
731 Audio/Video Density Zone 1							0.0000	0.0000		0.0000
732 Audio/Video Density Zone 2							0.0000	0.0000		0.0000
733 Audio/Video Density Zone 3							0.0000	0.0000		0.0000
734 Audio/Video Density Zone 4							0.0000	0.0000		0.0000
735 Audio/Video Density Zone 5							0.0000	0.0000		0.0000
736 Audio/Video Density Zone 6							0.0000	0.0000		0.0000
737 Audio/Video Density Zone 7							0.0000	0.0000		0.0000
740 High Cap & DDS - Special							100.2589	105.2733		100.2589
750 DS-1 SubCat - Special							99.9121	104.9092		99.9121
751 DS1 Spec Density Zone 1							0.0000	0.0000		0.0000
752 DS1 Spec Density Zone 2							0.0000	0.0000		0.0000
753 DS1 Spec Density Zone 3							0.0000	0.0000		0.0000
754 DS1 Spec Density Zone 4							0.0000	0.0000		0.0000
755 DS1 Spec Density Zone 5							0.0000	0.0000		0.0000
756 DS1 Spec Density Zone 6							0.0000	0.0000		0.0000
757 DS1 Spec Density Zone 7							0.0000	0.0000		0.0000
760 DS-3 SubCat - Special							101.5337	106.6118		101.5337
761 DS3 Spec Density Zone 1							0.0000	0.0000		0.0000
762 DS3 Spec Density Zone 2							0.0000	0.0000		0.0000
763 DS3 Spec Density Zone 3							0.0000	0.0000		0.0000
764 DS3 Spec Density Zone 4							0.0000	0.0000		0.0000
765 DS3 Spec Density Zone 5							0.0000	0.0000		0.0000
766 DS3 Spec Density Zone 6							0.0000	0.0000		0.0000
767 DS3 Spec Density Zone 7							0.0000	0.0000		0.0000
770 DDS&Other Sp Density Zone 1							0.0000	0.0000		0.0000
771 DDS&Other Sp Density Zone 2							0.0000	0.0000		0.0000
772 DDS&Other Sp Density Zone 3							0.0000	0.0000		0.0000
773 DDS&Other Sp Density Zone 4							0.0000	0.0000		0.0000
774 DDS&Other Sp Density Zone 5							0.0000	0.0000		0.0000
775 DDS&Other Sp Density Zone 6							0.0000	0.0000		0.0000
776 DDS&Other Sp Density Zone 7							0.0000	0.0000		0.0000
790 Wideband							0.0000	0.0000		0.0000
791 WB Density Zone 1							0.0000	0.0000		0.0000
792 WB Density Zone 2							0.0000	0.0000		0.0000
793 WB Density Zone 3							0.0000	0.0000		0.0000
794 WB Density Zone 4							0.0000	0.0000		0.0000
795 WB Density Zone 5							0.0000	0.0000		0.0000
796 WB Density Zone 6							0.0000	0.0000		0.0000
797 WB Density Zone 7							0.0000	0.0000		0.0000
899 Total Special Access							N/A	N/A		N/A





















PCI-1 chart starts in cell Q255 below. Arrow right for next chart.

To Print, Use Manual Compression = 63% and Landscape Mode.











Price Cap Tariff Review Plan  
 PCI Development

	Source	INTER- EXCHANGE BASKET	SPECIAL ACCESS BASKET
		(A)	(B)
600 GDP-PI	Input	0.0130	0.0130
610 Productivity Factor (X)	col.A:3.0; col.B:r600, exc. for COSA w/X extension	3.0000	0.0130
620 GDP-PI - X	r600-r610	-2.9870	0.0000
680 Existing PCI	Input	0.0000	100.3025
710 Delta Z	EXG1,c.S	0	624
720 R(t-1)	SUM1,c.A	0	3,838,809
740 Delta Z/R	r710/r720*100	0.0000	0.0163
750 W	100+r740	100.0000	100.0163
760 W*(GDP-PI - X)	r750*r620/100	-2.9870	0.0000
970 Prop. PCI (NonExog Only: Annual Filing SBI Upper Limit calculations only)	col.B: r680*(1+r620/100)	N/A	100.3025
980 Proposed PCI	col.A&B: r680*(1+r760/100+r740/100)	0.0000	100.3189

NOTES:

- (1) Display indexes and factors as percent to four decimal places (e.g., display 100% as 100.000).
- (2) Display revenues as whole numbers.





































Price Cap Tariff Review Plan  
 PCI Development

	Source	INTER- EXCHANGE BASKET	SPECIAL ACCESS BASKET
		(A)	(B)
600 GDP-PI	Input	0.0130	0.0130
610 Productivity Factor (X)	col.A:3.0; col.B:r600, exc. for COSA w/X extension	3.0000	0.0130
620 GDP-PI - X	r600-r610	-2.9870	0.0000
680 Existing PCI	Input	0.0000	100.3025
710 Delta Z	EXG1,c.S	0	624
720 R(t-1)	SUM1,c.A	0	3,838,809
740 Delta Z/R	r710/r720*100	0.0000	0.0163
750 W	100+r740	0.0000	100.0163
760 W*(GDP-PI - X)	r750*r620/100	0.0000	0.0000
970 Prop. PCI (NonExog Only: Annual Filing SBI Upper Limit calculations only)	col.B: r680*(1+r620/100)	N/A	100.3025
980 Proposed PCI	col.A&B: r680*(1+r760/100+r740/100)	0.0000	100.3189

NOTES:

- (1) Display indexes and factors as percent to four decimal places (e.g., display 100% as 100.000).
- (2) Display revenues as whole numbers.













SUM-1 chart. Arrow right for next chart.

To Print, Use Manual Compression = 63% and Landscape Mode.

Price Cap Tariff Review Plan  
 Price Out Summary

	BASE PERIOD DEMAND x RATES AT LAST PCI UPDATE (A)	BASE PERIOD DEMAND x CURRENT RATES (B)	BASE PERIOD DEMAND x PROPOSED RATES (C)	BASE PER DMD x CURR RATES minus BASE PER DMD x RATES AT LAST PCI UPDATE (D) = (B) - (A)	BASE PER DMD x PROP RATES minus BASE PER DMD x CURRENT RATES (E) = (C) - (B)
<b>Common Line Basket</b>					
100 End User Common Line	3,681,278	3,681,278	3,690,816	0	9,538
110 Common Line per MOU	0	0	0	0	0
112 PICC Common Line	0	0	0	0	0
115 Other Common Line	0	0	0	0	0
118 USAC Receipts	0	0	0	0	0
120 Total Common Line	3,681,278	3,681,278	3,690,816	0	9,538
<b>Interexchange Basket</b>					
230 Total Interexchange	0	0	0	0	0
<b>Special Access Basket</b>					
300 VoiceGrade,WATS,Met&Tgh: Special	49,061	49,061	49,061	0	0
310 Audio & Video	1,173	1,173	1,173	0	0
320 High Caps & DDS: Special	3,788,575	3,788,575	3,788,575	0	0
330 Wideband	0	0	0	0	0
340 Total Special Access	3,838,809	3,838,809	3,838,809	0	0
400 Total	7,520,087	7,520,087	7,529,625	0	9,538

Note: Display whole numbers for rows 100 through 400.





































	BASE PERIOD DEMAND x RATES AT LAST PCI UPDATE (A)	BASE PERIOD DEMAND x CURRENT RATES (B)	BASE PERIOD DEMAND x PROPOSED RATES (C)	BASE PER DMD x CURR RATES minus BASE PER DMD x RATES AT LAST PCI UPDATE (D) = (B) - (A)	BASE PER DMD x PROP RATES minus BASE PER DMD x CURRENT RATES (E) = (C) - (B)
<b>Common Line Basket</b>					
100 End User Common Line	3,681,278	3,681,278	3,690,816	0	9,538
110 Common Line per MOU	0	0	0	0	0
112 PICC Common Line	0	0	0	0	0
115 Other Common Line	0	0	0	0	0
118 USAC Receipts	0	0	0	0	0
120 Total Common Line	3,681,278	3,681,278	3,690,816	0	9,538
	3,681,278	3,681,278	3,690,816	0	9,538
<b>Interexchange Basket</b>					
230 Total Interexchange	0	0	0	0	0
<b>Special Access Basket</b>					
300 VoiceGrade,WATS,Met&Tgh: Special	49,061	49,061	49,061	0	0
310 Audio & Video	1,173	1,173	1,173	0	0
320 High Caps & DDS: Special	3,788,575	3,788,575	3,788,575	0	0
330 Wideband	0	0	0	0	0
340 Total Special Access	3,838,809	3,838,809	3,838,809	0	0
	3,838,809	3,838,809	3,838,809	0	0
400 Total	7,520,087	7,520,087	7,529,625	0	9,538

Note: Display whole numbers for rows 100 through 400.





















EXG-1 chart, Page 1. Arrow down for next page and EXG-2 chart. Arrow right for next chart.  
Page down 60 for next page.  
To Print, Use Manual Compression = 63% and Landscape Mode.

Price Cap Tariff Review Plan  
 Exogenous Cost Changes

	SALE OF EXCHANGES	REGULA-TORY FEES	EXCESS DEFERRED TAXES	ITC AMORTIZ.	REMOVAL OF LOW END ADJUSTMENT	TRUEUP PRIOR SHARING / LOW END ADJUSTMENT	CURRENT LOW END ADJUSTMENT	TELECOMM. RELAY SERVICES	REG/NON-REG
	(A)	(B)	(C)	(D)	(E)	(F)	(G)	(H)	(I)
<b>COMMON LINE Revenue Effect</b>									
100 Depreciation Expense	N/A	N/A	N/A	N/A	N/A	N/A	N/A	N/A	N/A
110 Expense less Depreciation	N/A	N/A	N/A	N/A	N/A	N/A	N/A	N/A	N/A
120 Taxes less F.I.T.	N/A	N/A	N/A	N/A	N/A	N/A	N/A	N/A	N/A
130 Net Return	N/A	N/A	N/A	N/A	N/A	N/A	N/A	N/A	N/A
140 F.I.T.	N/A	N/A	N/A	N/A	N/A	N/A	N/A	N/A	N/A
150 Uncollectible Rev. & Other Adj.	N/A	N/A	N/A	N/A	N/A	N/A	N/A	N/A	N/A
160 Revenue Effects	0	-538	0	0	0	0	0	17,032	0
<b>INTEREXCHANGE Revenue Effect</b>									
700 Depreciation Expense	N/A	N/A	N/A	N/A	N/A	N/A	N/A	N/A	N/A
710 Expense less Depreciation	N/A	N/A	N/A	N/A	N/A	N/A	N/A	N/A	N/A
720 Taxes less F.I.T.	N/A	N/A	N/A	N/A	N/A	N/A	N/A	N/A	N/A
730 Net Return	N/A	N/A	N/A	N/A	N/A	N/A	N/A	N/A	N/A
740 F.I.T.	N/A	N/A	N/A	N/A	N/A	N/A	N/A	N/A	N/A
750 Uncollectible Rev. & Other Adj.	N/A	N/A	N/A	N/A	N/A	N/A	N/A	N/A	N/A
760 Revenue Effects	0	0	0	0	0	0	0	0	0
<b>SPECIAL Access Revenue Effect</b>									
1300 Depreciation Expense	N/A	N/A	N/A	N/A	N/A	N/A	N/A	N/A	N/A
1310 Expense less Depreciation	N/A	N/A	N/A	N/A	N/A	N/A	N/A	N/A	N/A
1320 Taxes less F.I.T.	N/A	N/A	N/A	N/A	N/A	N/A	N/A	N/A	N/A
1330 Net Return	N/A	N/A	N/A	N/A	N/A	N/A	N/A	N/A	N/A
1340 F.I.T.	N/A	N/A	N/A	N/A	N/A	N/A	N/A	N/A	N/A
1350 Uncollectible Rev. & Other Adj.	N/A	N/A	N/A	N/A	N/A	N/A	N/A	N/A	N/A
1360 Revenue Effects	0	-20	0	0	0	0	0	645	0

NOTE: (1) Total may not equal sum of changes due to interactive effects.  
 (2) Display whole numbers.

Price Cap Tariff Review Plan  
 Exogenous Cost Changes

DESCRIPTION:	NANPA		TBNP (incl. reversal)		OTHER (3)	OTHER (4)	OTHER (5)	OTHER (6)	OTHER (7)	OTHER (8)	OTHER (9)	TOTAL
	OTHER (1)	OTHER (2)	OTHER (2)	OTHER (2)								
	(J)	(K)	(L)	(M)	(N)	(O)	(P)	(Q)	(R)	(S)		
<b>COMMON LINE Revenue Effect</b>												
100 Depreciation Expense	N/A	N/A	N/A	N/A	N/A	N/A	N/A	N/A	N/A	N/A	N/A	N/A
110 Expense less Depreciation	N/A	N/A	N/A	N/A	N/A	N/A	N/A	N/A	N/A	N/A	N/A	N/A
120 Taxes less F.I.T.	N/A	N/A	N/A	N/A	N/A	N/A	N/A	N/A	N/A	N/A	N/A	N/A
130 Net Return	N/A	N/A	N/A	N/A	N/A	N/A	N/A	N/A	N/A	N/A	N/A	N/A
140 F.I.T.	N/A	N/A	N/A	N/A	N/A	N/A	N/A	N/A	N/A	N/A	N/A	N/A
150 Uncollectible Rev. & Other Adj.	N/A	N/A	N/A	N/A	N/A	N/A	N/A	N/A	N/A	N/A	N/A	N/A
160 Revenue Effects	2	0	0	0	0	0	0	0	0	0	0	16,495
<b>INTEREXCHANGE Revenue Effect</b>												
700 Depreciation Expense	N/A	N/A	N/A	N/A	N/A	N/A	N/A	N/A	N/A	N/A	N/A	N/A
710 Expense less Depreciation	N/A	N/A	N/A	N/A	N/A	N/A	N/A	N/A	N/A	N/A	N/A	N/A
720 Taxes less F.I.T.	N/A	N/A	N/A	N/A	N/A	N/A	N/A	N/A	N/A	N/A	N/A	N/A
730 Net Return	N/A	N/A	N/A	N/A	N/A	N/A	N/A	N/A	N/A	N/A	N/A	N/A
740 F.I.T.	N/A	N/A	N/A	N/A	N/A	N/A	N/A	N/A	N/A	N/A	N/A	N/A
750 Uncollectible Rev. & Other Adj.	N/A	N/A	N/A	N/A	N/A	N/A	N/A	N/A	N/A	N/A	N/A	N/A
760 Revenue Effects	0	0	0	0	0	0	0	0	0	0	0	0
<b>SPECIAL Access Revenue Effect</b>												
1300 Depreciation Expense	N/A	N/A	N/A	N/A	N/A	N/A	N/A	N/A	N/A	N/A	N/A	N/A
1310 Expense less Depreciation	N/A	N/A	N/A	N/A	N/A	N/A	N/A	N/A	N/A	N/A	N/A	N/A
1320 Taxes less F.I.T.	N/A	N/A	N/A	N/A	N/A	N/A	N/A	N/A	N/A	N/A	N/A	N/A
1330 Net Return	N/A	N/A	N/A	N/A	N/A	N/A	N/A	N/A	N/A	N/A	N/A	N/A
1340 F.I.T.	N/A	N/A	N/A	N/A	N/A	N/A	N/A	N/A	N/A	N/A	N/A	N/A
1350 Uncollectible Rev. & Other Adj.	N/A	N/A	N/A	N/A	N/A	N/A	N/A	N/A	N/A	N/A	N/A	N/A
1360 Revenue Effects	0	0	0	0	0	0	0	0	0	0	0	624

NOTE: (1) Total may not equal sum of changes due to interactive effects.  
 (2) Display whole numbers.

Other Exog

<b><u>Common Line Basket</u></b>	
100 Total Common Line	16495.26039
<b><u>Interexchange Basket</u></b>	
600 Total Interexchange	0
<b><u>Special Access Basket</u></b>	
700 VG,MT,TGH SP (undesigned)	0
701 VG Spec Density Zone 1	0
702 VG Spec Density Zone 2	0
703 VG Spec Density Zone 3	0
704 VG Spec Density Zone 4	0
705 VG Spec Density Zone 5	0
706 VG Spec Density Zone 6	0
707 VG Spec Density Zone 7	0
710 Audio & Video (undesigned)	0
711 Audio/Video Density Zone 1	0
712 Audio/Video Density Zone 2	0
713 Audio/Video Density Zone 3	0
714 Audio/Video Density Zone 4	0
715 Audio/Video Density Zone 5	0
716 Audio/Video Density Zone 6	0
717 Audio/Video Density Zone 7	0
720 High Cap & DDS SP (undesigned)	0
730 DS-1 SubCat SP (undesigned)	0
731 DS1 Spec Density Zone 1	0
732 DS1 Spec Density Zone 2	0
733 DS1 Spec Density Zone 3	0
734 DS1 Spec Density Zone 4	0
735 DS1 Spec Density Zone 5	0
736 DS1 Spec Density Zone 6	0
737 DS1 Spec Density Zone 7	0
740 DS-3 SubCat SP (undesigned)	0
741 DS3 Spec Density Zone 1	0
742 DS3 Spec Density Zone 2	0
743 DS3 Spec Density Zone 3	0
744 DS3 Spec Density Zone 4	0
745 DS3 Spec Density Zone 5	0
746 DS3 Spec Density Zone 6	0
747 DS3 Spec Density Zone 7	0
750 DDS&Oth SP Density Zone 1	0
751 DDS&Oth SP Density Zone 2	0
752 DDS&Oth SP Density Zone 3	0
753 DDS&Oth SP Density Zone 4	0
754 DDS&Oth SP Density Zone 5	0
755 DDS&Oth SP Density Zone 6	0
756 DDS&Oth SP Density Zone 7	0
760 Wideband (undesigned)	0
761 WB Density Zone 1	0
762 WB Density Zone 2	0
763 WB Density Zone 3	0
764 WB Density Zone 4	0
765 WB Density Zone 5	0



EXG-2  
Filing Date: 06/16/2015  
Filing Entity: WSNY - Windstream New York Properties  
Transmittal Number: 75  
June 16, 2015 Annual Access Tariff Filing (WSNYAN15.xls)  
Page 2 of 2

Other Exog

766	WB Density Zone 6	0
767	WB Density Zone 7	0
770	SP Undesignated to Svc Bands	624
780	Total Special Access	624





























EXG-1 ANALYZE

Filing Date: 42171  
 Filing Entity: WSNY - Windstream New York Properties  
 Transmittal Number: 75  
 June 16, 2015 Annual Access Tariff Filing (WSNYAN15.xls)  
 Page 1 of 2

Price Cap Tariff Review Plan  
 Exogenous Cost Changes

	SALE OF EXCHANGES	REGULA- TORY FEES	EXCESS DEFERRED TAXES	ITC AMORTIZ.	REMOVAL OF LOW END ADJUSTMENT	TRUEUP PRIOR SHARING / LOW END ADJUSTMENT	CURRENT LOW END ADJUSTMENT	TELECOMM. RELAY SERVICES	REG/NON-REG
	(A)	(B)	(C)	(D)	(E)	(F)	(G)	(H)	(I)
COMMON LINE Revenue Effect									
100 Depreciation Expense									
110 Expense less Depreciation									
120 Taxes less F.I.T.									
130 Net Return									
140 F.I.T.									
150 Uncollectible Rev. & Other Adj.									
160 Revenue Effects	0	-538	0	0	0	0	0	17,032	0
INTEREXCHANGE Revenue Effect									
700 Depreciation Expense									
710 Expense less Depreciation									
720 Taxes less F.I.T.									
730 Net Return									
740 F.I.T.									
750 Uncollectible Rev. & Other Adj.									
760 Revenue Effects	0	0	0	0	0	0	0	0	0
SPECIAL Access Revenue Effect									
1300 Depreciation Expense									
1310 Expense less Depreciation									
1320 Taxes less F.I.T.									
1330 Net Return									
1340 F.I.T.									
1350 Uncollectible Rev. & Other Adj.									
1360 Revenue Effects	0	-20	0	0	0	0	0	645	0

NOTE: (1) Total may not equal sum of changes due to interactive effects.  
 (2) Display whole numbers.

EXG-1 ANALYZE

Filing Date: 42171  
 Filing Entity: WSNY - Windstream New York Properties  
 Transmittal Number: 75  
 June 16, 2015 Annual Access Tariff Filing (WSNYAN15.xls)  
 Page 2 of 2

Price Cap Tariff Review Plan  
 Exogenous Cost Changes

DESCRIPTION:	NANPA	TBNP	OTHER (3)	OTHER (4)	OTHER (5)	OTHER (6)	OTHER (7)	OTHER (8)	OTHER (9)	TOTAL
	OTHER (1)	(incl. reversal) OTHER (2)								
	(J)	(K)	(L)	(M)	(N)	(O)	(P)	(Q)	(R)	(S)
COMMON LINE Revenue Effect										
100 Depreciation Expense										
110 Expense less Depreciation										
120 Taxes less F.I.T.										
130 Net Return										
140 F.I.T.										
150 Uncollectible Rev. & Other Adj.										
160 Revenue Effects	2	0	0	0	0	0	0	0	0	16,495
INTEREXCHANGE Revenue Effect										
700 Depreciation Expense										
710 Expense less Depreciation										
720 Taxes less F.I.T.										
730 Net Return										
740 F.I.T.										
750 Uncollectible Rev. & Other Adj.										
760 Revenue Effects	0	0	0	0	0	0	0	0	0	0
SPECIAL Access Revenue Effect										
1300 Depreciation Expense										
1310 Expense less Depreciation										
1320 Taxes less F.I.T.										
1330 Net Return										
1340 F.I.T.										
1350 Uncollectible Rev. & Other Adj.										
1360 Revenue Effects	0	0	0	0	0	0	0	0	0	624

NOTE: (1) Total may not equal sum of changes due to interactive effects.  
 (2) Display whole numbers.



EXG-2 ANALYZE

Filing Date: 42171  
 Filing Entity: WSNY - Windstream New York Properties  
 Transmittal Number: 75  
 June 16, 2015 Annual Access Tariff Filing (WSNYAN15.xls)  
 Page 1 of 2

Price Cap Tariff Review Plan  
 Special Access Net Exogenous Cost Shifts

	Other Exog	from EXG1
Common Line Basket		
100 Total Common Line	16,495	16,495
Interexchange Basket		
600 Total Interexchange	0	0
<b>Special Access Basket</b>		
700 VG,MT,TGH SP (undesignated)	0	N/A
701 VG Spec Density Zone 1	0	N/A
702 VG Spec Density Zone 2	0	N/A
703 VG Spec Density Zone 3	0	N/A
704 VG Spec Density Zone 4	0	N/A
705 VG Spec Density Zone 5	0	N/A
706 VG Spec Density Zone 6	0	N/A
707 VG Spec Density Zone 7	0	N/A
710 Audio & Video (undesignated)	0	N/A
711 Audio/Video Density Zone 1	0	N/A
712 Audio/Video Density Zone 2	0	N/A
713 Audio/Video Density Zone 3	0	N/A
714 Audio/Video Density Zone 4	0	N/A
715 Audio/Video Density Zone 5	0	N/A
716 Audio/Video Density Zone 6	0	N/A
717 Audio/Video Density Zone 7	0	N/A
720 High Cap & DDS SP (undesignated)	0	N/A
730 DS-1 SubCat SP (undesignated)	0	N/A
731 DS1 Spec Density Zone 1	0	N/A
732 DS1 Spec Density Zone 2	0	N/A
733 DS1 Spec Density Zone 3	0	N/A
734 DS1 Spec Density Zone 4	0	N/A
735 DS1 Spec Density Zone 5	0	N/A
736 DS1 Spec Density Zone 6	0	N/A
737 DS1 Spec Density Zone 7	0	N/A
740 DS-3 SubCat SP (undesignated)	0	N/A
741 DS3 Spec Density Zone 1	0	N/A
742 DS3 Spec Density Zone 2	0	N/A
743 DS3 Spec Density Zone 3	0	N/A
744 DS3 Spec Density Zone 4	0	N/A
745 DS3 Spec Density Zone 5	0	N/A
746 DS3 Spec Density Zone 6	0	N/A
747 DS3 Spec Density Zone 7	0	N/A
750 DDS&Oth SP Density Zone 1	0	N/A
751 DDS&Oth SP Density Zone 2	0	N/A
752 DDS&Oth SP Density Zone 3	0	N/A
753 DDS&Oth SP Density Zone 4	0	N/A
754 DDS&Oth SP Density Zone 5	0	N/A
755 DDS&Oth SP Density Zone 6	0	N/A
756 DDS&Oth SP Density Zone 7	0	N/A
760 Wideband (undesignated)	0	N/A
761 WB Density Zone 1	0	N/A
762 WB Density Zone 2	0	N/A
763 WB Density Zone 3	0	N/A
764 WB Density Zone 4	0	N/A
765 WB Density Zone 5	0	N/A

EXG-2 ANALYZE

Filing Date: 42171  
Filing Entity: WSNY - Windstream New York Properties  
Transmittal Number: 75  
June 16, 2015 Annual Access Tariff Filing (WSNYAN15.xls)  
Page 2 of 2

Price Cap Tariff Review Plan  
Net Exogenous Cost Shifts

	Other Exog	from EXG1
766 WB Density Zone 6	0	N/A
767 WB Density Zone 7	0	N/A
770 SP Undesignated to Svc Bands	624	N/A
780 Total Special Access	624	624















These 22 columns have been removed due to Intercarrier Comp Reform.











































0.000000

0.000000

0.000000  
0.000000

0.000000

0.000000

0.000163

















RTE-1 chart, Pages 1-10. Arrow right for Pages 11-20.  
Page down 60 for next page  
To Print, Use Manual Compression = 63% and Landscape Mode

Price Caps Tariff Review Plan  
Common Line Basket

	BASE PERIOD DEMAND	RATES AT LAST PCI UPDATE	CURRENT RATES	PROPOSED RATES	BASE PERIOD DEMAND x RATES AT LAST PCI UPDATE	BASE PERIOD DEMAND x CURRENT RATES	BASE PERIOD DEMAND x PROPOSED RATES	INDEX RESULTS
	(A)	(B)	(C)	(D)	(E)	(F)	(G)	(H)
End User Common Line (EUCL)								
No Zone or Zone A:								
102 Primary Res, Single Line Bus, Lifeline EUCL (1)	325,672	6.50000000	6.50000000	6.50000000	2,116,868	2,116,868	2,116,868	N/A
104 NonPrimary Residence & BRI ISDN EUCL (1)	55,320	6.50000000	6.50000000	6.50000000	359,580	359,580	359,580	N/A
106 Multiline Bus, PRI ISDN, Centrex EUCL (1)	136,259	8.84000000	8.84000000	8.91000000	1,204,530	1,204,530	1,214,068	N/A
108 Special Access Surcharge	12	25.00000000	25.00000000	25.00000000	300	300	300	N/A
109 Other EUCL	N/A	N/A	N/A	N/A	0	0	0	N/A
Zone B:								
112 Primary Res, Single Line Bus, Lifeline EUCL (1)	0	0.00000000	0.00000000	0.00000000	0	0	0	N/A
114 NonPrimary Residence & BRI ISDN EUCL (1)	0	0.00000000	0.00000000	0.00000000	0	0	0	N/A
116 Multiline Bus, PRI ISDN, Centrex EUCL (1)	0	0.00000000	0.00000000	0.00000000	0	0	0	N/A
Zone C:								
122 Primary Res, Single Line Bus, Lifeline EUCL (1)	0	0.00000000	0.00000000	0.00000000	0	0	0	N/A
124 NonPrimary Residence & BRI ISDN EUCL (1)	0	0.00000000	0.00000000	0.00000000	0	0	0	N/A
126 Multiline Bus, PRI ISDN, Centrex EUCL (1)	0	0.00000000	0.00000000	0.00000000	0	0	0	N/A
Zone D:								
132 Primary Res, Single Line Bus, Lifeline EUCL (1)	0	0.00000000	0.00000000	0.00000000	0	0	0	N/A
134 NonPrimary Residence & BRI ISDN EUCL (1)	0	0.00000000	0.00000000	0.00000000	0	0	0	N/A
136 Multiline Bus, PRI ISDN, Centrex EUCL (1)	0	0.00000000	0.00000000	0.00000000	0	0	0	N/A
Zone - Other:								
142 Primary Res, Single Line Bus, Lifeline EUCL (1)	0	0.00000000	0.00000000	0.00000000	0	0	0	N/A
144 NonPrimary Residence & BRI ISDN EUCL (1)	0	0.00000000	0.00000000	0.00000000	0	0	0	N/A
146 Multiline Bus, PRI ISDN, Centrex EUCL (1)	0	0.00000000	0.00000000	0.00000000	0	0	0	N/A
Presubscribed Interexchange Carrier Charge (PICC)								
155 Multiline Business & PRI ISDN PICC (1)	136,259	0.00000000	0.00000000	0.00000000	0	0	0	N/A
157 Business Centrex PICC	0	N/A	N/A	N/A	0	0	0	N/A
Carrier Common Line								
161 Terminating CCL Prem.	0	0.00000000	0.00000000	0.00000000	0	0	0	N/A
163 Terminating CCL Non-Prem.	0	0.00000000	0.00000000	0.00000000	0	0	0	N/A
165 Originating CCL Prem.	0	0.00000000	0.00000000	0.00000000	0	0	0	N/A
167 Originating CCL Non-Prem.	0	0.00000000	0.00000000	0.00000000	0	0	0	N/A
180 Other Common Line	N/A	N/A	N/A	N/A	0	0	0	N/A
185 USAC Receipts	517,251	0.00000000	0.00000000	0.00000000	0	0	0	N/A
190 Total Basket	N/A	N/A	N/A	N/A	3,681,278	3,681,278	3,690,816	N/A

(1) May be a composite rate





































Price Caps Tariff Review Plan  
Common Line Basket

	BASE PERIOD DEMAND	RATES AT LAST PCI UPDATE	CURRENT RATES	PROPOSED RATES	BASE PERIOD DEMAND x RATES AT LAST PCI UPDATE	BASE PERIOD DEMAND x CURRENT RATES	BASE PERIOD DEMAND x PROPOSED RATES	INDEX RESULTS
	(A)	(B)	(C)	(D)	(E)	(F)	(G)	(H)
End User Common Line (EUCL)								
No Zone or Zone A:								
102 Primary Res, Single Line Bus, Lifeline EUCL (1)	325,672	6.50000000	6.50000000	6.50000000	2,116,868	2,116,868	2,116,868	N/A
104 NonPrimary Residence & BRI ISDN EUCL (1)	55,320	6.50000000	6.50000000	6.50000000	359,580	359,580	359,580	N/A
106 Multiline Bus, PRI ISDN, Centrex EUCL (1)	136,259	8.84000000	8.84000000	8.91000000	1,204,530	1,204,530	1,214,068	N/A
108 Special Access Surcharge	12	25.00000000	25.00000000	25.00000000	300	300	300	N/A
109 Other EUCL	N/A	N/A	N/A	N/A	0	0	0	N/A
Zone B:								
112 Primary Res, Single Line Bus, Lifeline EUCL (1)	0	0.00000000	0.00000000	0.00000000	0	0	0	N/A
114 NonPrimary Residence & BRI ISDN EUCL (1)	0	0.00000000	0.00000000	0.00000000	0	0	0	N/A
116 Multiline Bus, PRI ISDN, Centrex EUCL (1)	0	0.00000000	0.00000000	0.00000000	0	0	0	N/A
Zone C:								
122 Primary Res, Single Line Bus, Lifeline EUCL (1)	0	0.00000000	0.00000000	0.00000000	0	0	0	N/A
124 NonPrimary Residence & BRI ISDN EUCL (1)	0	0.00000000	0.00000000	0.00000000	0	0	0	N/A
126 Multiline Bus, PRI ISDN, Centrex EUCL (1)	0	0.00000000	0.00000000	0.00000000	0	0	0	N/A
Zone D:								
132 Primary Res, Single Line Bus, Lifeline EUCL (1)	0	0.00000000	0.00000000	0.00000000	0	0	0	N/A
134 NonPrimary Residence & BRI ISDN EUCL (1)	0	0.00000000	0.00000000	0.00000000	0	0	0	N/A
136 Multiline Bus, PRI ISDN, Centrex EUCL (1)	0	0.00000000	0.00000000	0.00000000	0	0	0	N/A
Zone - Other:								
142 Primary Res, Single Line Bus, Lifeline EUCL (1)	0	0.00000000	0.00000000	0.00000000	0	0	0	N/A
144 NonPrimary Residence & BRI ISDN EUCL (1)	0	0.00000000	0.00000000	0.00000000	0	0	0	N/A
146 Multiline Bus, PRI ISDN, Centrex EUCL (1)	0	0.00000000	0.00000000	0.00000000	0	0	0	N/A
Presubscribed Interexchange Carrier Charge (PICC)								
155 Multiline Business & PRI ISDN PICC (1)	136,259	0.00000000	0.00000000	0.00000000	0	0	0	N/A
157 Business Centrex PICC	0	N/A	N/A	N/A	0	0	0	N/A
Carrier Common Line								
161 Terminating CCL Prem.	0	0.00000000	0.00000000	0.00000000	0	0	0	N/A
163 Terminating CCL Non-Prem.	0	0.00000000	0.00000000	0.00000000	0	0	0	N/A
165 Originating CCL Prem.	0	0.00000000	0.00000000	0.00000000	0	0	0	N/A
167 Originating CCL Non-Prem.	0	0.00000000	0.00000000	0.00000000	0	0	0	N/A
180 Other Common Line	N/A	N/A	N/A	N/A	0	0	0	N/A
185 USAC Receipts	517,251	0.00000000	0.00000000	0.00000000	0	0	0	N/A
Per Minute Revenues					0	0	0	N/A
190 Total Basket	N/A	N/A	N/A	N/A	3,681,278	3,681,278	3,690,816	N/A























RTE-1 chart, Pages 31-40. Arrow right for CAP forms.

Page down 60 for next page

To Print, Use Manual Compression = 63% and Landscape Mode





























































CAP-1 chart. Arrow down for CAP-2, CAP-3, CAP-4,CAP-5, and FOOTNOTES pages. Arrow right for ANALYZER.  
Page down 60 for next page  
To Print, Use Manual Compression = 63% and Landscape Mode

Price Cap Tariff Review Plan  
 Calculation of EUCL Limits, PICC Rate and CCL Rates

Source	Total (a)	No Zone / Zone A (b)	Zone B (c)	Zone C (d)	Zone D (e)	Other Zone * (f)
<b>EUCL Demand Inputs</b>						
100 Total Primary Res & SLB & LifeLine Lines	RTE1: b:r102a;c:r112a;d:r122a;e:r132a;f:r142a	325,672	325,672	0	0	0
110 Total NonPrim Res & BRI ISDN Lines	RTE1: b:r104a;c:r114a;d:r124a;e:r134a;f:r144a	55,320	55,320	0	0	0
120 Total MLB&PRI ISDN (include PRI * 5, & Include Ce	RTE1: b:r106a;c:r116a;d:r126a;e:r136a;f:r146a	136,259	136,259	0	0	0
130 Total Local Exchange Lines	r100+r110+r120	517,251	517,251	0	0	0
<b>PICC Demand Inputs</b>						
200 Total MLB&PRI ISDN (include PRI * 5, & exclude C	rTE1r155a	136,259	N/A	N/A	N/A	N/A
210 Total Business Centrex Lines in groups with 9 or mo	Input or Sum of Jurisdictions	0	N/A	N/A	N/A	N/A
220 Total Business Groups with less than 9 lines in the g	Input or Sum of Jurisdictions	0	N/A	N/A	N/A	N/A
<b>MOU Demand Inputs</b>						
300 Total Terminating Premium MOU	RTE1r161a	0	N/A	N/A	N/A	N/A
310 Total Terminating Non-Premium MOU	RTE1r163a	0	N/A	N/A	N/A	N/A
320 Total Terminating Chargeable MOU	r300+.45*r310	0	N/A	N/A	N/A	N/A
330 Total Originating Premium MOU	RTE1r165a	0	N/A	N/A	N/A	N/A
340 Total Originating Non-Premium MOU	RTE1r167a	0	N/A	N/A	N/A	N/A
350 Total Originating Chargeable MOU	r330+.45*r340	0	N/A	N/A	N/A	N/A
<b>SLC/PICC Caps</b>						
400 PR, Lifeline & SLB EU Cap	Input	6.50	N/A	N/A	N/A	N/A
410 NonPrimary Res & BRI EU Cap	Input	6.50	N/A	N/A	N/A	N/A
420 MLB, PRI & Centrex EU Cap	Input	9.20	N/A	N/A	N/A	N/A
430 MLB PICC Rate as of Dec. 29, 2011	Input	0.000000	N/A	N/A	N/A	N/A
<b>CMT Revenue</b>						
440 Current MaxCMT Rev per Line (from previous filing)	Input (r460 from prev filing) or Wtd Avg of Juris	7.104851	N/A	N/A	N/A	N/A
450 Total CMT Exogenous Cost Factor ((R+deltaZ)/R)	((EXG1r160s/r130a)/r440a)+1	1.00448852	N/A	N/A	N/A	N/A
460 Proposed Maximum CMT Revenue Per Line	r440*r450	7.136742	N/A	N/A	N/A	N/A

Price Cap Tariff Review Plan  
 Calculation of EUCL Limits, PICC Rate and CCL Rates

Source	Total Jurisdiction	No Zone / Zone A	Zone B	Zone C	Zone D	Other Zone*
	(a)	(b)	(c)	(d)	(e)	(f)
<b>CMT Revenue Vs EU Revenue at Max. Allowable Rates</b>						
600 Proposed Maximum CMT Revenue	r460 * r130 or Sum of Jurisdictions	3,691,487	N/A	N/A	N/A	N/A
610 Maximum Allowable PR, Lifeline & SLB EU Revenue	r400 * r100 or Sum of Jurisdictions	2,116,868	N/A	N/A	N/A	N/A
620 Maximum Allowable NonPrimary Res & BRI EU Revenue	r410 * r110 or Sum of Jurisdictions	359,580	N/A	N/A	N/A	N/A
630 Maximum Allowable MLB, PRI & Centrex EU Revenue	r420 * r120 or Sum of Jurisdictions	1,253,583	N/A	N/A	N/A	N/A
640 Total Maximum Allowable EU Revenue	r610 + r620 + r630	3,730,031	N/A	N/A	N/A	N/A
650 Remaining CMT Revenue/(CMT Over-recovery)	r600 - r640	-38,544	N/A	N/A	N/A	N/A
652 Maximum Allowable PICC Revenue	r430*( r200+r210/9+r220 ) or Sum of Jurisdictns	0	N/A	N/A	N/A	N/A
660 Total USAC Receipts (at t)	RTE1r185f or Sum of Jurisdictns	0	N/A	N/A	N/A	N/A
680 Remaining Recoverable Revenue/(Total over-recovery)	r600-r640-r660-r665-r670 or Sum of Juris	-38,544	N/A	N/A	N/A	N/A
<b>Calculation of PICC for MultiLine Business, PRI ISDN, &amp; Centrex Lines</b>						
800 MLB, PRI & Centrex PICC Rate (Dec. 29, 2011)	r430	0.000000	N/A	N/A	N/A	N/A
810 MLB, PRI & Centrex PICC Revenue Target	if r680>0 then r680 else 0, or Sum of Jurisdictns	0	N/A	N/A	N/A	N/A
820 MLB, PRI & Centrex PICC Target Rate	r810 / (r200 + r210/9 + r220)	0.000000	N/A	N/A	N/A	N/A
830 Maximum Average MLB, PRI & Centrex PICC Rate	Min(r800,r820)	0.000000	N/A	N/A	N/A	N/A
840 Maximum MLB & PRI PICC Revenue	r830 * r200, or Sum of Jurisdictions	0	N/A	N/A	N/A	N/A
850 Maximum Centrex PICC Revenue	r830 * (r210/9 + r220), or Sum of Jurisdictions	0	N/A	N/A	N/A	N/A
860 Total Maximum PICC Revenue (Proposed)	r840 + r850	0	N/A	N/A	N/A	N/A
<b>Calculation of CCL Rates and Revenue</b>						
940 Prem. Originating MOU Rate as of Dec. 29, 2011	Input or Weighted Avg of Jurisdictns	0.005127	N/A	N/A	N/A	N/A
945 Prem. Terminating MOU Rate as of Dec. 29, 2011	Input or Weighted Avg of Jurisdictns	0.000000	N/A	N/A	N/A	N/A
950 Maximum CCL Revenue	r810 - r860, or Sum of Jurisdictions	0	N/A	N/A	N/A	N/A
960 Maximum CCL Originating Rate	Min(r940, r950/r350)	0.000000	N/A	N/A	N/A	N/A
970 Maximum CCL Terminating Rate	Min(r945,(r950 - (r350*r960))/r320)	0.000000	N/A	N/A	N/A	N/A
980 Maximum Originating CCL Revenue	r960 * r350, or Sum of Jurisdictions	0	N/A	N/A	N/A	N/A
990 Maximum Terminating CCL Revenue	r970 * r320, or Sum of Jurisdictions	0	N/A	N/A	N/A	N/A
995 Total Maximum CCL Revenue	r980 + r990	0	N/A	N/A	N/A	N/A
<b>EU Pricing Decision</b>						
1100 Is Deaveraging of EUCL Rates Possible?	if r680>0,"No","Yes"	YES	N/A	N/A	N/A	N/A
1110 Do you have Pooling Revenues?	Input	No	N/A	N/A	N/A	N/A
1120 Are you going to deaverage EUCL Rates by zone?	Input (If r1100 = "No" you must input "No")	NO	N/A	N/A	N/A	N/A
1130 CAP Form containing final EUCL Rates	if g6=g7=g8=Y,JurisSPM; if g6=g7=Y&g8=N, JurisSP; if g6=y&g7=g8=N&r680<=0,JurisS; if g10=y,JurisMix; if r680>0,CAP1; if r1120=No,CAP2;elseCAP3	CAP2	N/A	N/A	N/A	N/A
1140 Max. Allowable PR, Lifeline & SLB EU Revenue	if Juris rates,sum of Juris;if 1130=CAP1,r610;else1130	CAP2	N/A	N/A	N/A	N/A
1150 Max. Allowable NonPrimary Res & BRI EU Revenue	if Juris rates,sum of Juris;if 1130 =CAP1,r620;else1130	CAP2	N/A	N/A	N/A	N/A
1160 Max. Allowable MLB, PRI & Centrex EU Revenue	if Juris rates,sum of Juris;if 1130=CAP1,r630;else1130	CAP2	N/A	N/A	N/A	N/A

Price Cap Tariff Review Plan  
 Manual Input of EUCL Rates - No PICC or MOU Rates

	Source	Total Jurisdiction (a)
<b>Calculation of Maximum Recoverable Revenue</b>		
100 Maximum CMT Revenue	For all rows: if CAP1r1130="CAP2", use sourcing; if Jurisdictional Pricing, enter Sum of CAP2-priced Jurisdictions where indicated; else value from CA CAP1r600 or Sum of CAP2-priced Jurisdictns	3,691,487
110 Total USAC Receipts (at t)	CAP1r660 or Sum of CAP2-priced Jurisdictns	0
130 Maximum Recoverable Revenue	r100 - r110	3,691,487
<b>Maximum Allowable EU Rates</b>		
200 Max. Allowable Primary Res, Lifeline, & SLB EU Rate	CAP1r400 if CAP1r1130=CAP2	6.50
210 Max. Allowable NonPrimary Res & BRI ISDN EU Rate	CAP1r410 if CAP1r1130=CAP2	6.50
220 Max. Allowable MLB, PRI ISDN, & Centrex EU Rate	CAP1r420 if CAP1r1130=CAP2	9.20
<b>Final EU Rates (Manually Input)</b>		
400 Final Primary Res, Lifeline, & SLB EU Rate	Input	6.50
410 Final NonPrim Res & BRI ISDN EU Rate	Input	6.50
420 Final MLB, PRI ISDN, & Centrex EU Rate	Input	8.91
<b>Final EU Revenue</b>		
500 Final Total Primary Res & SLB & LifeLine EU Revenue	r400 * CAP1r100 or Sum of CAP2-priced Jurisdictns	2,116,868
510 Final Total NonPrim Res & BRI ISDN EU Revenue	r410 * CAP1r110 or Sum of CAP2-priced Jurisdictns	359,580
520 Final Total MLB, PRI ISDN, & Centrex EU Revenue	r420 * CAP1r120 or Sum of CAP2-priced Jurisdictns	1,214,068
530 Final Total End User Revenue	r500 + r510 + r520	3,690,516
600 Actual vs. Allowable Revenue: Over-recovery or (Under-recovery)	r530 - r130	-971



Price Cap Tariff Review Plan  
 Calculation of Minimum & Maximum EU Rates

	Source	Total (a)	Zone A (b)	Zone B (c)	Zone C (d)	Zone D (e)	Other Zone * (f)
<b>Calculation of Maximum Recoverable Revenue</b>							
For all rows: if CAP1r1130="CAP3", use sourcing; if Jurisdictional Pricing, enter Sum of CAP3-priced Jurisdictions where indicated; else value from CA							
100 Maximum CMT Revenue	CAP1r600 or Sum of CAP3-priced Jurisdictns	CAP2	N/A	N/A	N/A	N/A	N/A
110 Total USAC Receipts	CAP1r660 or Sum of CAP3-priced Jurisdictns	CAP2	N/A	N/A	N/A	N/A	N/A
130 Maximum Recoverable Revenue	r100 - r110	CAP2	N/A	N/A	N/A	N/A	N/A
<b>Inputs for Calculation of Minimum and Maximum Allowable Deaveraged Rates</b>							
200 Total Local Exchange Lines	CAP1r130 or Sum of CAP3-priced Jurisdictns	CAP2	CAP2	CAP2	CAP2	CAP2	CAP2
210 Unbundled Loop & Line Port Rate (State Approved)	Input if CAP1r1130=CAP3; else, CAP1r1130	N/A	CAP2	CAP2	CAP2	CAP2	CAP2
220 Interstate UNE Rate	r210*.25 if CAP1r1130=CAP3	N/A	CAP2	CAP2	CAP2	CAP2	CAP2
230 Interstate UNE Revenues	r200 * r220 or Sum of CAP3-priced Jurisdictns	CAP2	CAP2	CAP2	CAP2	CAP2	CAP2
240 Maximum CMT Revenue (using Max CMT Rev/Line)	CAP1r600 or Sum of CAP3-priced Jurisdictns	CAP2	N/A	N/A	N/A	N/A	N/A
250 Average Price Cap CMT Rev to be Recovered per Li	CAP1r460 if CAP1r1130=CAP3	CAP2	N/A	N/A	N/A	N/A	N/A
260 Price Cap CMT Revenue by Zone	r200 * r250 or Sum of CAP3-priced Jurisdictns	CAP2	CAP2	CAP2	CAP2	CAP2	CAP2
270 Uniform Rate Adjustment Factor	(r260 - r230) / r 200	CAP2	N/A	N/A	N/A	N/A	N/A
<b>Minimum Deaveraged EU Charge Development</b>							
300 Zone Average Revenue Per Line	r270a+r220 if CAP1r1130=CAP3	N/A	CAP2	CAP2	CAP2	CAP2	CAP2
310 Preliminary Minimum Deaveraged EU Charge	Minimum value in r300	CAP2	N/A	N/A	N/A	N/A	N/A
320 Explicit Subsidy Support from USAC (at t)	CAP1r660 or Sum of CAP3-priced Jurisdictns	CAP2	N/A	N/A	N/A	N/A	N/A
330 Study Area above CAP Benchmark Revenues	If r300>9.2,(r300-7)*CAP1r(100+110)+(r300-9.2)* CAP1r120; if 9.2>=r300>7,(r300-7)*CAP1r(100+110); else 0; or Sum of CAP3-priced Jurisdictns	CAP2	CAP2	CAP2	CAP2	CAP2	CAP2
340 Over Cap Revenues	Max(0, (r330 - r320))	CAP2	N/A	N/A	N/A	N/A	N/A
350 Interim Calculations only (do not represent Zone res	Interim calcs only (used in r360, r375, r385)	CAP2	CAP2	CAP2	CAP2	CAP2	CAP2
360 Minimum Deavgd PR, Lifeline, SLB EU Rate	Min(r350a,CAP1r400)if CAP1r1130=CAP3	CAP2	N/A	N/A	N/A	N/A	N/A
370 Maximum Deavgd PR, Lifeline, SLB EU Rate	CAP1r400 if CAP1r1130=CAP3	CAP2	N/A	N/A	N/A	N/A	N/A
375 Minimum Deavgd NPR & BRI ISDN EU Rate	Min(r350a,CAP1r410)if CAP1r1130=CAP3	CAP2	N/A	N/A	N/A	N/A	N/A
380 Maximum Deavgd NPR & BRI ISDN EU Rate	CAP1r410 if CAP1r1130=CAP3	CAP2	N/A	N/A	N/A	N/A	N/A
385 Minimum Deavgd MLB, PRI, Centrex EU Rate	Min(r350a,CAP1r420)if CAP1r1130=CAP3	CAP2	N/A	N/A	N/A	N/A	N/A
390 Maximum Deavgd MLB, PRI, Centrex EU Rate	CAP1r420 if CAP1r1130=CAP3	CAP2	N/A	N/A	N/A	N/A	N/A
<b>Final EU Rates (Manually Input)</b>							
400 Final Primary Res, Lifeline, & SLB EU Rate	Input; but for col.c thru f: if r100="N/A", 0	N/A	CAP2	CAP2	CAP2	CAP2	CAP2
410 Final NonPrim Res & BRI ISDN EU Rate	Input; but for col.c thru f: if r100="N/A", 0	N/A	CAP2	CAP2	CAP2	CAP2	CAP2
420 Final MLB, PRI ISDN, & Centrex EU Rate	Input; but for col.c thru f: if r100="N/A", 0	N/A	CAP2	CAP2	CAP2	CAP2	CAP2
<b>Final EU Revenue</b>							
500 Final Total Primary Res & SLB & LifeLine EU Reven	r400 * CAP1r100 or Sum of CAP3-priced Juris	CAP2	CAP2	CAP2	CAP2	CAP2	CAP2
510 Final Total NonPrim Res & BRI ISDN EU Revenue	r410 * CAP1r110 or Sum of CAP3-priced Juris	CAP2	CAP2	CAP2	CAP2	CAP2	CAP2
520 Final Total MLB, PRI ISDN, & Centrex EU Revenue	r420 * CAP1r120 or Sum of CAP3-priced Juris	CAP2	CAP2	CAP2	CAP2	CAP2	CAP2
530 Final Total End User Revenue	r500 + r510 + r520	CAP2	CAP2	CAP2	CAP2	CAP2	CAP2
600 Actual vs. Allowable Revenue: Over-recovery or (Under-recovery)	r530 - r130	CAP2	N/A	N/A	N/A	N/A	N/A

Price Cap Tariff Review Plan  
 Allocation of Pool Revenues to MLB PICC & MLB EUCL

Source	Total (A)	No Zone / Zone A (b)	Zone B (c)	Zone C (d)	Zone D (e)	Other Zone* (f)
For rows 100&105: If CAP1r1110="Yes", use sourcing; else enter "No Pooling".						
100 Pooling Amount?	Input	No Pooling	N/A	N/A	N/A	N/A
105 CAP Form containing final EUCL Rates?	CAP1r1130	No Pooling	N/A	N/A	N/A	N/A
<b>MLB Pooled Rates for CAP1 &amp; CAP2 Forms</b>						
For rows 110 to 220: If CAP4r105="CAP1" or "CAP2" or if Jurisdictional pricing, use sourcing; else, r105 value.						
110 MLB, PRI ISDN & Centrex EUCL Cap	CAP1r420	No Pooling	N/A	N/A	N/A	N/A
120 MLB, PRI & Centrex EUCL Rate	if r105="CAP1", CAP1r520; ="CAP2",CAP2r420;	No Pooling	N/A	N/A	N/A	N/A
130 MLB, PRI ISDN Revenue below EUCL CAP	(r110-r120)*(CAP1r120) or Sum of Jurisdictns	No Pooling	N/A	N/A	N/A	N/A
140 Pooling revenue to be recovered from MLB EUCL R	Min(r130,r100) or Sum of Jurisdictions	No Pooling	N/A	N/A	N/A	N/A
150 MLB EUCL rate	r120+(r140/CAP1r120)	No Pooling	N/A	N/A	N/A	N/A
155 MLB EUCL Revenue	r150 * (CAP1r120), or Sum of Jurisdictions	No Pooling	N/A	N/A	N/A	N/A
160 Remaining Pooling Revenues	r100 - r140	No Pooling	N/A	N/A	N/A	N/A
170 MLB PICC Cap	CAP1r430	No Pooling	N/A	N/A	N/A	N/A
180 Maximum Average MLB, PRI & Centrex PICC Rate	CAP1r830	No Pooling	N/A	N/A	N/A	N/A
190 MLB PICC Revenue below CAP	(r170-r180)*(CAP1(r200+r210/9+r220)) or Sum	No Pooling	N/A	N/A	N/A	N/A
200 Pooling revenue to be recovered from MLB PICC Ra	Min(r190,r160)	No Pooling	N/A	N/A	N/A	N/A
210 MLB PICC rate	r180+(r200/CAP1(r200+r210/9+r220))	No Pooling	N/A	N/A	N/A	N/A
220 MLB PICC Revenue	r 210 * (CAP1(r200+r210/9+r220)), or Sum of Jurisdictions	No Pooling	N/A	N/A	N/A	N/A
<b>MLB Pooled EU Rates for CAP3</b>						
For rows 300 to 400: If CAP4r105="CAP3" or if Jurisdictional pricing, use sourcing; else value from CAP1r1130.						
300 Total MLB&PRI ISDN lines (include both PRI * 5 & C	CAP1r120 or Sum of CAP3-priced Jurisdictns	No Pooling	No Pooling	No Pooling	No Pooling	No Pooling
310 CAP3 Final MLB, PRI ISDN, & Centrex EU Rate	if r105="CAP3",CAP3r420; else r105	N/A	No Pooling	No Pooling	No Pooling	No Pooling
320 CAP3 Final Total MLB, PRI ISDN, & Centrex EU Re	CAP3r520 or Sum of CAP3-priced Jurisdictns	No Pooling	No Pooling	No Pooling	No Pooling	No Pooling
330 CAP3 Final MLB Rate adjusted for Pooling amount	a: min(330b.f) b-f:(sum(r310b.f)+r100a)/sum(r300b.f)	No Pooling	No Pooling	No Pooling	No Pooling	No Pooling
340 Final MLB, PRI ISDN & Centrex EU Rate with Poolin	max(r310,r330a)	N/A	No Pooling	No Pooling	No Pooling	No Pooling
350 MLB EUCL Revenue	r300*r340 or Sum of CAP3-priced Jurisdictns	No Pooling	No Pooling	No Pooling	No Pooling	No Pooling
400 Un-recovered Pool Revenues	if CAP1r1110="No", then "No Pooling"; else if r105="CAP3", then r100+r320-r350; if r105="Juris", then r100+r320-r350-r140; else r160-r200	No Pooling	N/A	N/A	N/A	N/A

	Source	Total (a)
100 Maximum CMT Revenue	CAP1r600	3,691,487
110 Total USAC Receipts	CAP1r660	0
125 Pooling Revenues	if CAP1r1110 = "Yes", CAP4r100	0
130 Maximum Recoverable Revenue	r100 - r110 + r125	3,691,487
200 Final Total Primary Res & SLB & LifeLine EU Revenue	if CAP1r1130 = "CAP1", CAP1r610 if CAP1r1130 = "CAP2", CAP2r500 if CAP1r1130 = "CAP3", CAP3r500 if CAP1r1130="Juris",CAP1r1140+CAP2r500+CAP3r500	2,116,868
210 Final Total NonPrim Res & BRI ISDN EU Revenue	if CAP1r1130 = "CAP1", CAP1r620 if CAP1r1130 = "CAP2", CAP2r510 if CAP1r1130 = "CAP3", CAP3r510 if CAP1r1130="Juris",CAP1r1150+CAP2r510+CAP3r510	359,580
220 Final Total MLB, PRI ISDN, & Centrex EU Revenue	if CAP1r1110="Yes"&: if CAP1r1130="CAP1" or "CAP2", CAP4r155 if CAP1r1130="CAP3", CAP4r350a if CAP1r1130="Juris", CAP4(r155+r350a) if CAP1r1110="No"&: if CAP1r1130="CAP1", CAP1r630 if CAP1r1130="CAP2", CAP2r520 if CAP1r1130="CAP3", CAP3r520 if CAP1r1130="Juris", CAP1r1160+CAP2r520+CAP3r520	1,214,068
300 Final Total EUCL Revenue	r200 + r210 + r220	3,690,516
310 Final Total PICC Revenue	if CAP1r1110="Yes"&CAP1r1130<>"CAP3", CAP4 r220; else CAP1r860	0
320 Final Total CCL Revenue	CAP1r995	0
400 Final Total Recovered Revenue	r300 + r310 + r320	3,690,516
500 Allowable Revenue Over-recovery/(Under-recovery)	r400-r130	-971
600 Nonrecoverable from PICC and CCL	CAP1r950-CAP1r995	0
605 Annual Filing Non Recoverable Dollars	if Annual filing = 0 else r600- r610 from the Annual Filing	0
610 Recoverable from ARC (up to max exog costs for Reg Fees, TRS, and NANPA)	Annual Filing: if r600<=0,0,min(EXG1r160(colsB+H+J),r600, Mid-Year Filing: r600-r605	0

FOOTNOTES

Filing Date: 06/16/2015

Filing Entity: WSNY - Windstream New York Properties

Transmittal Number: 75

June 16, 2015 Annual Access Tariff Filing (WSNYAN15.xls Price Cap Tariff Review Plan

Page 1 of 1

Footnotes

General: Those COSAs with jurisdictional detail on sheets B (RTEs) and C (CAPs) may include the terms "JurisSPM", "JurisSP", or "JurisS" in some of the cells in rollup CAP forms on sheet A. These refer to COSAs with Jurisdictional SLC, PICC, and MOU rates (JurisSPM), to COSAs with Jurisdictional SLC and PICC rates, but combined MOU rates (JurisSP), or to COSAs with Jurisdictional SLC rates, but combined PICC and MOU rates (JurisS).























## CAP-1 ANALYZE

Filing Date: 42171

Filing Entity: WSNY - Windstream New York Properties

Transmittal Number: 75

June 16, 2015 Annual Access Tariff Filing (WSNYAN15.xls)

Page 1 of 2

Price Cap Tariff Review Plan  
Calculation of EUCL Limits, PICC Rate and CCL Rates

Source	Total Jurisdiction (a)	No Zone / Zone A (b)	Zone B (c)	Zone C (d)	Zone D (e)	Other Zone (f)
<b>EUCL Demand Inputs</b>						
100 Total Primary Res & SLB & LifeLine Lines	RTE1: b:r102a;c:r112a;d:r122a;e:r132a;f:r142a	325,672	325,672	0	0	0
110 Total NonPrim Res & BRI ISDN Lines	RTE1: b:r104a;c:r114a;d:r124a;e:r134a;f:r144a	55,320	55,320	0	0	0
120 Total MLB&PRI ISDN (include PRI * 5, & Include Ce	RTE1: b:r106a;c:r116a;d:r126a;e:r136a;f:r146a	136,259	136,259	0	0	0
130 Total Local Exchange Lines	r100+r110+r120	517,251	517,251	0	0	0
<b>PICC Demand Inputs</b>						
200 Total MLB&PRI ISDN (include PRI * 5, & exclude C	RTE1r155a	136,259	N/A	N/A	N/A	N/A
210 Total Business Centrex Lines in groups with 9 or mo	Input or Sum of Jurisdictions	0	N/A	N/A	N/A	N/A
220 Total Business Groups with less than 9 lines in the g	Input or Sum of Jurisdictions	0	N/A	N/A	N/A	N/A
<b>MOU Demand Inputs</b>						
300 Total Terminating Premium MOU	RTE1r161a	0	N/A	N/A	N/A	N/A
310 Total Terminating Non-Premium MOU	RTE1r163a	0	N/A	N/A	N/A	N/A
320 Total Terminating Chargeable MOU	r300+.45*r310	0	N/A	N/A	N/A	N/A
330 Total Originating Premium MOU	RTE1r165a	0	N/A	N/A	N/A	N/A
340 Total Originating Non-Premium MOU	RTE1r167a	0	N/A	N/A	N/A	N/A
350 Total Originating Chargeable MOU	r330+.45*r340	0	N/A	N/A	N/A	N/A
<b>SLC/PICC Caps</b>						
400 PR, Lifeline & SLB EU Cap	Input	6.50	N/A	N/A	N/A	N/A
410 NonPrimary Res & BRI EU Cap	Input	6.50	N/A	N/A	N/A	N/A
420 MLB, PRI & Centrex EU Cap	Input	9.20	N/A	N/A	N/A	N/A
430 MLB PICC Rate as of Dec. 29, 2011	Input	0.000000	N/A	N/A	N/A	N/A
<b>CMT Revenue</b>						
440 Current MaxCMT Rev per Line (from previous filing)	Input (r460 from prev filing) or Wtd Avg of Juris	7.104851	N/A	N/A	N/A	N/A
450 Total CMT Exogenous Cost Factor ((R+deltaZ)/R)	((EXG1r160s/r130a)/r440a)+1	1.004489	N/A	N/A	N/A	N/A
460 Proposed Maximum CMT Revenue Per Line	r440*r450	7.136742	N/A	N/A	N/A	N/A

CAP-1 ANALYZE

Filing Date: 42171  
 Filing Entity: WSNY - Windstream New York Properties  
 Transmittal Number: 75  
 June 16, 2015 Annual Access Tariff Filing (WSNYAN15.xls)  
 Page 2 of 2

Price Cap Tariff Review Plan  
 Calculation of EUCL Limits, PICC Rate and CCL Rates

Source	Total Jurisdiction (a)	No Zone / Zone A (b)	Zone B (c)	Zone C (d)	Zone D (e)	Other Zone (f)
<b>CMT Revenue Vs EU Revenue at Max. Allowable Rates</b>						
600 Proposed Maximum CMT Revenue	r460 * r130 or Sum of Jurisdictions	3,691,487	N/A	N/A	N/A	N/A
610 Maximum Allowable PR, Lifeline & SLB EU Revenue	r400 * r100 or Sum of Jurisdictions	2,116,868	N/A	N/A	N/A	N/A
620 Maximum Allowable NonPrimary Res & BRI EU Revenue	r410 * r110 or Sum of Jurisdictions	359,580	N/A	N/A	N/A	N/A
630 Maximum Allowable MLB, PRI & Centrex EU Revenue	r420 * r120 or Sum of Jurisdictions	1,253,583	N/A	N/A	N/A	N/A
640 Total Maximum Allowable EU Revenue	r610 + r620 + r630	3,730,031	N/A	N/A	N/A	N/A
650 Remaining CMT Revenue/(CMT Over-recovery)	r600 - r640	-38,544	N/A	N/A	N/A	N/A
652 Maximum Allowable PICC Revenue	r430*( r200+r210/9+r220 ) or Sum of Jurisdictns	0	N/A	N/A	N/A	N/A
660 Total USAC Receipts (at t)	RTE1r185f or Sum of Jurisdictns	0	N/A	N/A	N/A	N/A
680 Remaining Recoverable Revenue/(Total over-recovery)	r600-r640-r660-r665-r670 or Sum of Juris	-38,544	N/A	N/A	N/A	N/A
<b>Calculation of PICC for MultiLine Business, PRI ISDN, &amp; Centrex Lines</b>						
800 MLB, PRI & Centrex PICC Rate (Dec. 29, 2011)	r430	0.000000	N/A	N/A	N/A	N/A
810 MLB, PRI & Centrex PICC Revenue Target	if r680>0 then r680 else 0, or Sum of Jurisdictns	0	N/A	N/A	N/A	N/A
820 MLB, PRI & Centrex PICC Target Rate	r810 / (r200 + r210/9 + r220)	0.000000	N/A	N/A	N/A	N/A
830 Maximum Average MLB, PRI & Centrex PICC Rate	Min(r800,r820)	0.000000	N/A	N/A	N/A	N/A
840 Maximum MLB & PRI PICC Revenue	r830 * r200, or Sum of Jurisdictions	0	N/A	N/A	N/A	N/A
850 Maximum Centrex PICC Revenue	r830 * (r210/9 + r220), or Sum of Jurisdictions	0	N/A	N/A	N/A	N/A
860 Total Maximum PICC Revenue (Proposed)	r840 + r850	0	N/A	N/A	N/A	N/A
<b>Calculation of CCL Rates and Revenue</b>						
940 Prem. Originating MOU Rate as of Dec. 29, 2011	Input or Weighted Avg of Jurisdictns	0.005127	N/A	N/A	N/A	N/A
945 Prem. Terminating MOU Rate as of Dec. 29, 2011	Input or Weighted Avg of Jurisdictns	0.000000	N/A	N/A	N/A	N/A
950 Maximum CCL Revenue	r810 - r860, or Sum of Jurisdictions	0	N/A	N/A	N/A	N/A
960 Maximum CCL Originating Rate	Min(r940, r950/r350)	0.000000	N/A	N/A	N/A	N/A
970 Maximum CCL Terminating Rate	Min(r945,(r950 - (r350*r960))/r320)	0.000000	N/A	N/A	N/A	N/A
980 Maximum Originating CCL Revenue	r960 * r350, or Sum of Jurisdictions	0	N/A	N/A	N/A	N/A
990 Maximum Terminating CCL Revenue	r970 * r320, or Sum of Jurisdictions	0	N/A	N/A	N/A	N/A
995 Total Maximum CCL Revenue	r980 + r990	0	N/A	N/A	N/A	N/A
<b>EU Pricing Decision</b>						
1100 Is Deaveraging of EUCL Rates Possible?	if r680>0,"No","Yes"	YES	N/A	N/A	N/A	N/A
1110 Do you have Pooling Revenues?	Input	No	N/A	N/A	N/A	N/A
1120 Are you going to deaverage EUCL Rates by zone?	Input (if r1100 = "No" you must input "No")	NO	N/A	N/A	N/A	N/A
1130 CAP Form containing final EUCL Rates	if g6=g7=g8=Y,JurisSPM; if g6=g7=Y&g8=N, 0=y,JurisMix; if r680>0,CAP1; if r1120=No,CAP2;elseCAP3	CAP2	N/A	N/A	N/A	N/A
1140 Max. Allowable PR, Lifeline & SLB EU Revenue	if Juris rates,sum of Juris;if 1130=CAP1,r610;else1130	CAP2	N/A	N/A	N/A	N/A
1150 Max. Allowable NonPrimary Res & BRI EU Revenue	if Juris rates,sum of Juris;if 1130 =CAP1,r620;else1130	CAP2	N/A	N/A	N/A	N/A
1160 Max. Allowable MLB, PRI & Centrex EU Revenue	if Juris rates,sum of Juris;if 1130=CAP1,r630;else1130	CAP2	N/A	N/A	N/A	N/A



CAP-2 ANALYZE

Filing Date: 42171  
 Filing Entity: WSNY - Windstream New York Properties  
 Transmittal Number: 75  
 June 16, 2015 Annual Access Tariff Filing (WSNYAN15.xls)  
 Page 1 of 1

Price Cap Tariff Review Plan  
 Manual Input of EUCL Rates - No PICC or MOU Rates

	Source	Total Jurisdiction (a)	
<b>Calculation of Maximum Recoverable Revenue</b>			
100 Maximum CMT Revenue	CAP1r600 or Sum of CAP2-priced Jurisdictns	3,691,487	
110 Total USAC Receipts (at t)	CAP1r660 or Sum of CAP2-priced Jurisdictns	0	
130 Maximum Recoverable Revenue	r100 - r110	3,691,487	
<b>Maximum Allowable EU Rates</b>			
200 Max. Allowable Primary Res, Lifeline, & SLB EU Rate	CAP1r400 if CAP1r1130=CAP2	6.50	
210 Max. Allowable NonPrimary Res & BRI ISDN EU Ra	CAP1r410 if CAP1r1130=CAP2	6.50	
220 Max. Allowable MLB, PRI ISDN, & Centrex EU Rate	CAP1r420 if CAP1r1130=CAP2	9.20	
<b>Final EU Rates (Manually Input)</b>			
400 Final Primary Res, Lifeline, & SLB EU Rate	Input	6.50	ok
410 Final NonPrim Res & BRI ISDN EU Rate	Input	6.50	ok
420 Final MLB, PRI ISDN, & Centrex EU Rate	Input	8.91	ok
<b>Final EU Revenue</b>			
500 Final Total Primary Res & SLB & LifeLine EU Reven	r400 * CAP1r100 or Sum of CAP2-priced Jurisdictns	2,116,868	
510 Final Total NonPrim Res & BRI ISDN EU Revenue	r410 * CAP1r110 or Sum of CAP2-priced Jurisdictns	359,580	
520 Final Total MLB, PRI ISDN, & Centrex EU Revenue	r420 * CAP1r120 or Sum of CAP2-priced Jurisdictns	1,214,068	
530 Final Total End User Revenue	r500 + r510 + r520	3,690,516	
600 Actual vs. Allowable Revenue: Over-recovery or (Under-recovery)	r530 - r130	-971	You have under-recovered by this amount.

CAP-3 ANALYZE

Filing Date: 42171  
 Filing Entity: WSNY - Windstream New York Prop  
 Transmittal Number: 75  
 June 16, 2015 Annual Access Tariff Filing (WSNYAN15.xls)  
 Page 1 of 1

Price Cap Tariff Review Plan  
 Calculation of Minimum & Maximum EU Rates

	Source	Total (a)	Zone A (b)	Zone B (c)	Zone C (d)	Zone D (e)	Other Zone * (f)
<b>Calculation of Maximum Recoverable Revenue</b>							
For all rows: if CAP1r1130="CAP3", use sourcing; if Jurisdictional Pricing, enter Sum of CAP3-priced Jurisdictions where indicated; else value from CAI							
100 Maximum CMT Revenue	CAP1r600 or Sum of CAP3-priced Jurisdictns	CAP2	N/A	N/A	N/A	N/A	N/A
110 Total USAC Receipts	CAP1r660 or Sum of CAP3-priced Jurisdictns	CAP2	N/A	N/A	N/A	N/A	N/A
130 Maximum Recoverable Revenue	r100 - r110	CAP2	N/A	N/A	N/A	N/A	N/A
<b>Inputs for Calculation of Minimum and Maximun</b>							
200 Total Local Exchange Lines	CAP1r130 or Sum of CAP3-priced Jurisdictns	CAP2	CAP2	CAP2	CAP2	CAP2	CAP2
210 Unbundled Loop & Line Port Rate (State Approved)	Input if CAP1r1130=CAP3; else, CAP1r1130	N/A	CAP2	CAP2	CAP2	CAP2	CAP2
220 Interstate UNE Rate	r210*.25 if CAP1r1130=CAP3	N/A	CAP2	CAP2	CAP2	CAP2	CAP2
230 Interstate UNE Revenues	r200 * r220 or Sum of CAP3-priced Jurisdictns	CAP2	CAP2	CAP2	CAP2	CAP2	CAP2
240 Maximum CMT Revenue (using Max CMT Rev/Line)	CAP1r600 or Sum of CAP3-priced Jurisdictns	CAP2	N/A	N/A	N/A	N/A	N/A
250 Average Price Cap CMT Rev to be Recovered per Li	CAP1r460 if CAP1r1130=CAP3	CAP2	N/A	N/A	N/A	N/A	N/A
260 Price Cap CMT Revenue by Zone	r200 * r250 or Sum of CAP3-priced Jurisdictns	CAP2	CAP2	CAP2	CAP2	CAP2	CAP2
270 Uniform Rate Adjustment Factor	(r260 - r230 ) / r 200	CAP2	N/A	N/A	N/A	N/A	N/A
<b>Minimum Deaveraged EU Charge Development</b>							
300 Zone Average Revenue Per Line	r270a+r220 if CAP1r1130=CAP3	N/A	CAP2	CAP2	CAP2	CAP2	CAP2
310 Preliminary Minimum Deaveraged EU Charge	Minimum value in r300	CAP2	N/A	N/A	N/A	N/A	N/A
320 Explicit Subsidy Support from USAC (at t)	CAP1r660 or Sum of CAP3-priced Jurisdictns	CAP2	N/A	N/A	N/A	N/A	N/A
330 Study Area above CAP Benchmark Revenues	If r300>9.2,(r300-7)*CAP1r(100+110)+(r300-9.2)* CAP1r120; if 9.2>=r300>7,(r300-7)*CAP1r(100+110); else 0; or Sum of CAP3-priced Jurisdictns	CAP2	CAP2	CAP2	CAP2	CAP2	CAP2
340 Over Cap Revenues	Max(0, (r330 - r320))	CAP2	N/A	N/A	N/A	N/A	N/A
350 Interim Calculations only (do not represent Zone res	Interim calcs only (used in r360, r375, r385)	CAP2	CAP2	CAP2	CAP2	CAP2	CAP2
360 Minimum Deavgd PR, Lifeline, SLB EU Rate	Min(r350a,CAP1r400)if CAP1r1130=CAP3	CAP2	N/A	N/A	N/A	N/A	N/A
370 Maximum Deavgd PR, Lifeline, SLB EU Rate	CAP1r400 if CAP1r1130=CAP3	CAP2	N/A	N/A	N/A	N/A	N/A
375 Minimum Deavgd NPR & BRI ISDN EU Rate	Min(r350a,CAP1r410)if CAP1r1130=CAP3	CAP2	N/A	N/A	N/A	N/A	N/A
380 Maximum Deavgd NPR & BRI ISDN EU Rate	CAP1r410 if CAP1r1130=CAP3	CAP2	N/A	N/A	N/A	N/A	N/A
385 Minimum Deavgd MLB, PRI, Centrex EU Rate	Min(r350a,CAP1r420)if CAP1r1130=CAP3	CAP2	N/A	N/A	N/A	N/A	N/A
390 Maximum Deavgd MLB, PRI, Centrex EU Rate	CAP1r420 if CAP1r1130=CAP3	CAP2	N/A	N/A	N/A	N/A	N/A
<b>Final EU Rates (Manually Input)</b>							
400 Final Primary Res, Lifeline, & SLB EU Rate	Input; but for col.c thru f: if r100="N/A", 0	N/A	CAP2	CAP2	CAP2	CAP2	CAP2
410 Final NonPrim Res & BRI ISDN EU Rate	Input; but for col.c thru f: if r100="N/A", 0	N/A	CAP2	CAP2	CAP2	CAP2	CAP2
420 Final MLB, PRI ISDN, & Centrex EU Rate	Input; but for col.c thru f: if r100="N/A", 0	N/A	CAP2	CAP2	CAP2	CAP2	CAP2
<b>Final EU Revenue</b>							
500 Final Total Primary Res & SLB & LifeLine EU Reven	r400 * CAP1r100 or Sum of CAP3-priced Juris	CAP2	CAP2	CAP2	CAP2	CAP2	CAP2
510 Final Total NonPrim Res & BRI ISDN EU Revenue	r410 * CAP1r110 or Sum of CAP3-priced Juris	CAP2	CAP2	CAP2	CAP2	CAP2	CAP2
520 Final Total MLB, PRI ISDN, & Centrex EU Revenue	r420 * CAP1r120 or Sum of CAP3-priced Juris	CAP2	CAP2	CAP2	CAP2	CAP2	CAP2
530 Final Total End User Revenue	r500 + r510 + r520	CAP2	CAP2	CAP2	CAP2	CAP2	CAP2
600 Actual vs. Allowable Revenue: Over-recovery or (Under-recovery)	r530 - r130	CAP2	N/A	N/A	N/A	N/A	N/A

CAP-4 ANALYZE

Filing Date: 42171  
 Filing Entity: WSNY - Windstream New York Properties  
 Transmittal Number: 75  
 June 16, 2015 Annual Access Tariff Filing (WSNYAN15.xls)  
 Page 1 of 1

Price Cap Tariff Review Plan  
 Allocation of Pool Revenues to MLB PICC & MLB EUCL

Source	Total (a)	No Zone / Zone A (b)	Zone B (c)	Zone C (d)	Zone D (e)	Other Zone (f)
For rows 100&105: If CAP1r1110="Yes", use sourcing; else enter "No Pooling".						
100 Pooling Amount?	No Pooling	N/A	N/A	N/A	N/A	N/A
105 CAP Form containing final EUCL Rates?	No Pooling	N/A	N/A	N/A	N/A	N/A
<b>MLB Pooled Rates for CAP1 &amp; CAP2 Forms</b>						
For rows 110 to 220: If CAP4r105="CAP1" or "CAP2" or if Jurisdictional pricing, use sourcing; else, r105 value.						
110 MLB, PRI ISDN & Centrex EUCL Cap	No Pooling	N/A	N/A	N/A	N/A	N/A
120 MLB, PRI & Centrex EUCL Rate	No Pooling	N/A	N/A	N/A	N/A	N/A
130 MLB, PRI ISDN Revenue below EUCL CAP	(r110-r120)*(CAP1r120) or Sum of Jurisdictns	N/A	N/A	N/A	N/A	N/A
140 Pooling revenue to be recovered from MLB EUCL R	Min(r130,r100) or Sum of Jurisdictions	N/A	N/A	N/A	N/A	N/A
150 MLB EUCL rate	r120+(r140/CAP1r120)	N/A	N/A	N/A	N/A	N/A
155 MLB EUCL Revenue	r150 * (CAP1r120), or Sum of Jurisdictions	N/A	N/A	N/A	N/A	N/A
160 Remaining Pooling Revenues	r100 - r140	N/A	N/A	N/A	N/A	N/A
170 MLB PICC Cap	CAP1r430	N/A	N/A	N/A	N/A	N/A
180 Maximum Average MLB, PRI & Centrex PICC Rate	CAP1r830	N/A	N/A	N/A	N/A	N/A
190 MLB PICC Revenue below CAP	(r170-r180)*(CAP1(r200+r210/9+r220)) or Sum	N/A	N/A	N/A	N/A	N/A
200 Pooling revenue to be recovered from MLB PICC Ra	Min(r190,r160)	N/A	N/A	N/A	N/A	N/A
210 MLB PICC rate	r180+(r200/CAP1(r200+r210/9+r220))	N/A	N/A	N/A	N/A	N/A
220 MLB PICC Revenue	r 210 * (CAP1(r200+r210/9+r220)), or Sum of Jurisdictions	N/A	N/A	N/A	N/A	N/A
<b>MLB Pooled EU Rates for CAP3</b>						
For rows 300 to 400: If CAP4r105="CAP3" or if Jurisdictional pricing, use sourcing; else value from CAP1r1130.						
300 Total MLB&PRI ISDN lines (include both PRI * 5 & C	CAP1r120 or Sum of CAP3-priced Jurisdictns	No Pooling	No Pooling	No Pooling	No Pooling	No Pooling
310 CAP3 Final MLB, PRI ISDN, & Centrex EU Rate	if r105="CAP3",CAP3r420; else r105	N/A	No Pooling	No Pooling	No Pooling	No Pooling
320 CAP3 Final Total MLB, PRI ISDN, & Centrex EU Re	CAP3r520 or Sum of CAP3-priced Jurisdictns	No Pooling	No Pooling	No Pooling	No Pooling	No Pooling
330 CAP3 Final MLB Rate adjusted for Pooling amount	a: min(330b.f) b-f:(sum(r310b.f)+r100a)/sum(r300b.f)	No Pooling	No Pooling	No Pooling	No Pooling	No Pooling
340 Final MLB, PRI ISDN & Centrex EU Rate with Poolin	max(r310,r330a)	N/A	No Pooling	No Pooling	No Pooling	No Pooling
350 MLB EUCL Revenue	r300*r340 or Sum of CAP3-priced Jurisdictns	No Pooling	No Pooling	No Pooling	No Pooling	No Pooling
400 Un-recovered Pool Revenues	if CAP1r1110="No", then "No Pooling"; else if r105="CAP3", then r100+r320-r350; if r105="Juris", then r100+r320-r350-r140; else r160-r200	No Pooling	N/A	N/A	N/A	N/A

CAP-5 ANALYZE

Filing Date: 42171  
 Filing Entity: WSNY - Windstream New York Prope  
 Transmittal Number: 75  
 June 16, 2015 Annual Access Tariff Filing (WSNYAN15.xls) Price Cap Tariff Review Plan  
 Page 1 of 1 Verification of Recovered CMT Revenue

	Source	Total (a)	
100 Maximum CMT Revenue	CAP1r600	3,691,487	
110 Total USAC Receipts	CAP1r660	0	
125 Pooling Revenues	if CAP1r1110 = "Yes", CAP4r100	0	
130 Maximum Recoverable Revenue	r100 - r110 + r125	3,691,487	
200 Final Total Primary Res & SLB & LifeLine EU Revenue	if CAP1r1130 = "CAP1", CAP1r610 if CAP1r1130 = "CAP2", CAP2r500 if CAP1r1130 = "CAP3", CAP3r500 if CAP1r1130="Juris",CAP1r1140+CAP2r500+CAP3r500	2,116,868	
210 Final Total NonPrim Res & BRI ISDN EU Revenue	if CAP1r1130 = "CAP1", CAP1r620 if CAP1r1130 = "CAP2", CAP2r510 if CAP1r1130 = "CAP3", CAP3r510 if CAP1r1130="Juris",CAP1r1150+CAP2r510+CAP3r510	359,580	
220 Final Total MLB, PRI ISDN, & Centrex EU Revenue	if CAP1r1110="Yes"&: if CAP1r1130="CAP1" or "CAP2", CAP4r155 if CAP1r1130="CAP3", CAP4r350a if CAP1r1130="Juris", CAP4(r155+r350a) if CAP1r1110="No"&: if CAP1r1130="CAP1", CAP1r630 if CAP1r1130="CAP2", CAP2r520 if CAP1r1130="CAP3", CAP3r520 if CAP1r1130="Juris", CAP1r1160+CAP2r520+CAP3r520	1,214,068	
300 Final Total EUCL Revenue	r200 + r210 + r220	3,690,516	
310 Final Total PICC Revenue	if CAP1r1110="Yes"&CAP1r1130<>"CAP3", CAP4 r220; else CAP1r860	0	
320 Final Total CCL Revenue	CAP1r995	0	
400 Final Total Recovered Revenue	r300 + r310 + r320	3,690,516	
500 Allowable Revenue Over-recovery/(Under-recovery)	r400-r130	-971	You have under-recovered by this amount.
600 Nonrecoverable from PICC and CCL	CAP1r950-CAP1r995	0	
605 Annual Filing Non Recoverable Dollars	if Annual filing = 0 else r600- r610 from the Anr	0	
610 Recoverable from ARC (up to max exog costs for Reg Fees, TRS, and NANPA)	if r600<=0,0,max(min(EXG1r160(colsB+H+J),r	0	











ANALYZER, Page 1 through 9. Page Right for Page 10 through 18..  
Page down 60 for next page  
To Print, Use Manual Compression = 63% and Landscape Mode

ANALYZER  
 Filing Date: 42171  
 Filing Entity: WSNY - Windstream New York Properties  
 Transmittal Number: 75  
 June 16, 2015 Annual Access Tariff Filing (WSNYAN15.xls)  
 Page 1 of 10

GENERAL-----	
GDPI	0.0000
X for IX	0.00000
X for SP	0.00000

EXOGENOUS CHANGES in thousands-----	
Sale of Exchanges	\$0
Regulatory Fees	-\$1
Excess Deferred Taxes	\$0
ITC	\$0
Removal Sharing/Low End Adj	\$0
TrueUp of Sharing/Low End Adj	\$0
Current Low End Adj	\$0
Telecomm.Relay Svcs.	\$18
Reg / NonReg	\$0
Other (1) [NANPA]	\$0
Other (2) [TBNP(incl. reversal)]	\$0
Other (3)	\$0
Other (4)	\$0
Other (5)	\$0
Other (6)	\$0
Other (7)	\$0
Other (8)	\$0
Other (9)	\$0
	<u>All</u>
TOTAL OF INDIVIDUALS	\$17
TOTAL EXOGENOUS (EXG1)	\$17
TOTAL EXOGENOUS (EXG2 - other column)	\$17

<u>Special</u>	\$1
	\$1
	\$1

COMMON LINE-----	LEC	FCC	Delta	Flag
<b>Maximum Premium Rates (from CAP1)</b>				
Prim Res, Lifeline, & SLB EUCL	CAP2	CAP2	0.00	*
NonPrim Res & BRI ISDN EUCL	CAP2	CAP2	0.00	*
MLB & PRI ISDN EUCL	CAP2	CAP2	0.00	*
MLB & PRI ISDN PICC	CAP2	CAP2	0.00	*
Prem Orig per MOU: Common Line	0.00000000	0.00000000	0.00000000	*
Prem Term per MOU: Common Line	0.00000000	0.00000000	0.00000000	*
<b>Deaveraging Checks (from CAP3):</b>				
<b>Zone Progression Checks:</b>				
Primary Res, SLB, & LifeLine	PASS	Prim Rates OK		
NonPrimary Res & BRI ISDN	PASS	Non Prim Rates OK		
MLB, PRI ISDN, & Centrex	PASS	MLB Rates OK		
<b>Zone Minimum Pricing Checks:</b>				
Primary Res, SLB, & LifeLine	PASS	Prim Rates above Min		
NonPrimary Res & BRI ISDN	PASS	Non Prim Rates above Min		
MLB, PRI ISDN, & Centrex	PASS	MLB Rates above Min		
<b>Zone Maximum Pricing Checks:</b>				
Primary Res, SLB, & LifeLine	PASS	Prim Rates below Max		
NonPrimary Res & BRI ISDN	PASS	Non Prim Rates below Max		
MLB, PRI ISDN, & Centrex	PASS	MLB Rates below Max		
<b>Class of Service Checks:</b>				
Zone A	PASS	Zone A OK		
Zone B	PASS	Zone B OK		
Zone C	PASS	Zone C OK		
Zone D	PASS	Zone D OK		
Other Zone	PASS	Other Zone OK		
<b>Proposed Revenues (from CAP5)</b>				
Prim Res, Lifeline, & SLB EUCL (Sum)	2,116,868	2,116,868	0	*
NonPrim Res & BRI ISDN EUCL (Sum)	359,580	359,580	0	*
MLB & PRI ISDN EUCL (Sum)	1,214,068	1,214,068	0	*
PICC Revenue	0	0	0	*
CCL Revenue	0	0	0	*
Total CMT Revenue	3,690,516	3,690,516	0	*
Allowable CMT Revenue	3,691,487	3,691,487	0	*
Diff. between Allowable & Calc'd Revenues	-971	-971	0	*
LEC CMT Revenue Too High?				*
FCC CMT Revenue Too High?				*

ANALYZER  
Filing Date: 42171  
Filing Entity: WSNY - Windstream New York Properties  
Transmittal Number: 75  
June 16, 2015 Annual Access Tariff Filing (WSNYAN15.xls)  
Page 3 of 10

	LEC	FCC	Delta	Flag
INTEREXCHANGE-----				
Interexchange API	0.0000	0.0000	0.0000	*
Interexchange PCI	0.0000	0.0000	0.0000	*
LEC API Above PCI?				*
FCC API Above PCI?				*

	LEC	FCC	Delta	Flag
SPECIAL ACCESS-----				
VG, MT, TG				
Proposed SBI	103.5203	103.5203	0.0000	*
SBI: Upper Limit	108.7140	108.7140	0.0000	*
LEC SBI Out of Bounds?				*
FCC SBI Out of Bounds?				*
Audio & Video				
Proposed SBI	100.0000	100.0000	0.0000	*
SBI: Upper Limit	105.0171	105.0171	0.0000	*
LEC SBI Out of Bounds?				*
FCC SBI Out of Bounds?				*
HiCap				
DS1				
Proposed Sub-Index	99.9121	99.9121	0.0000	*
Sub-Index Upper Limit	104.9247	104.9247	0.0000	*
LEC Sub-Index Out of Bounds?				*
FCC Sub-Index Out of Bounds?				*
DS3				
Proposed Sub-Index	101.5337	101.5337	0.0000	*
Sub-Index Upper Limit	106.6277	106.6277	0.0000	*
LEC Sub-Index Out of Bounds?				*
FCC Sub-Index Out of Bounds?				*
Total HiCap/DDS				
Proposed SBI	100.2589	100.2589	0.0000	*
SBI: Upper Limit	105.2890	105.2890	0.0000	*
LEC SBI Out of Bounds?				*
FCC SBI Out of Bounds?				*
Wideband				
Proposed SBI	0.0000	0.0000	0.0000	*
SBI: Upper Limit	0.0000	0.0000	0.0000	*
LEC SBI Out of Bounds?				*
FCC SBI Out of Bounds?				*
TOTAL SPECIAL ACCESS-----				
Special Access API	100.3005	100.3005	0.0000	*
Special Access PCI	100.3189	100.3189	0.0000	*
LEC API Above PCI?				*
FCC API Above PCI?				*

	LEC	FCC	Delta	Flag
SPECIAL ACCESS-----				
VG Special Density Zone 1				
Proposed Sub-Index	0.0000	0.0000	0.0000	*
Sub-Index Upper Limit	0.0000	0.0000	0.0000	*
LEC Sub-Index Out of Bounds?				*
FCC Sub-Index Out of Bounds?				*
VG Special Density Zone 2				
Proposed Sub-Index	0.0000	0.0000	0.0000	*
Sub-Index Upper Limit	0.0000	0.0000	0.0000	*
LEC Sub-Index Out of Bounds?				*
FCC Sub-Index Out of Bounds?				*
VG Special Density Zone 3				
Proposed Sub-Index	0.0000	0.0000	0.0000	*
Sub-Index Upper Limit	0.0000	0.0000	0.0000	*
LEC Sub-Index Out of Bounds?				*
FCC Sub-Index Out of Bounds?				*
VG Special Density Zone 4				
Proposed Sub-Index	0.0000	0.0000	0.0000	*
Sub-Index Upper Limit	0.0000	0.0000	0.0000	*
LEC Sub-Index Out of Bounds?				*
FCC Sub-Index Out of Bounds?				*
VG Special Density Zone 5				
Proposed Sub-Index	0.0000	0.0000	0.0000	*
Sub-Index Upper Limit	0.0000	0.0000	0.0000	*
LEC Sub-Index Out of Bounds?				*
FCC Sub-Index Out of Bounds?				*
VG Special Density Zone 6				
Proposed Sub-Index	0.0000	0.0000	0.0000	*
Sub-Index Upper Limit	0.0000	0.0000	0.0000	*
LEC Sub-Index Out of Bounds?				*
FCC Sub-Index Out of Bounds?				*
VG Special Density Zone 7				
Proposed Sub-Index	0.0000	0.0000	0.0000	*
Sub-Index Upper Limit	0.0000	0.0000	0.0000	*
LEC Sub-Index Out of Bounds?				*
FCC Sub-Index Out of Bounds?				*

































P1r1130.

P1r1130.















IND1P1	A15..M74
PCI1P1	Q255..X314
SUM1P1	AA15..AH74
EXG	AL15..AW194
RTE1PA	BX15..CH614
RTE1PB	CJ15..CT614
CAP	CV15..DD374
FOOTNOTES	CV375..DD434
ANALYZER_Pa	DG15..DK314
ANALYZER_Pb	DN15..DR314
xxx	

ANALYZER, Page 5 through 10.

Page down 60 for next page

To Print, Use Manual Compression = 63% and Landscape Mode

YZE\_IND1P1 A1001..M1060  
 YZE\_PCIP1 Q1241.X1300  
 YZE\_SUM1P1 AA1001..AH1060  
 YZE\_EXG AL1001..AW1180  
 YZE\_RTE1PA BX1001..CH1600  
 YZE\_RTE1PB CJ1001..CT1600  
 YZE\_CAP CV1001..DD1360  
 xxx

	LEC	FCC	Delta	Flag
<b>SPECIAL ACCESS</b>				
Audio/Video Density Zone 1				
Proposed Sub-Index	0.0000	0.0000	0.0000	*
Sub-Index Upper Limit	0.0000	0.0000	0.0000	*
LEC Sub-Index Out of Bounds?				*
FCC Sub-Index Out of Bounds?				*
Audio/Video Density Zone 2				
Proposed Sub-Index	0.0000	0.0000	0.0000	*
Sub-Index Upper Limit	0.0000	0.0000	0.0000	*
LEC Sub-Index Out of Bounds?				*
FCC Sub-Index Out of Bounds?				*
Audio/Video Density Zone 3				
Proposed Sub-Index	0.0000	0.0000	0.0000	*
Sub-Index Upper Limit	0.0000	0.0000	0.0000	*
LEC Sub-Index Out of Bounds?				*
FCC Sub-Index Out of Bounds?				*
Audio/Video Density Zone 4				
Proposed Sub-Index	0.0000	0.0000	0.0000	*
Sub-Index Upper Limit	0.0000	0.0000	0.0000	*
LEC Sub-Index Out of Bounds?				*
FCC Sub-Index Out of Bounds?				*
Audio/Video Density Zone 5				
Proposed Sub-Index	0.0000	0.0000	0.0000	*
Sub-Index Upper Limit	0.0000	0.0000	0.0000	*
LEC Sub-Index Out of Bounds?				*
FCC Sub-Index Out of Bounds?				*
Audio/Video Density Zone 6				
Proposed Sub-Index	0.0000	0.0000	0.0000	*
Sub-Index Upper Limit	0.0000	0.0000	0.0000	*
LEC Sub-Index Out of Bounds?				*
FCC Sub-Index Out of Bounds?				*
Audio/Video Density Zone 7				
Proposed Sub-Index	0.0000	0.0000	0.0000	*
Sub-Index Upper Limit	0.0000	0.0000	0.0000	*
LEC Sub-Index Out of Bounds?				*
FCC Sub-Index Out of Bounds?				*

		Range Location (FYI c)
RTE1J01	rte	B:D15..B:K74
CAPJ01	cap	C:D15..C:I374
ANALYZER_J01	yze	C:D1361..C:G1420
xxx		
RTE1J02	rte	B:M15..B:T74
CAPJ02	cap	C:M15..C:R374
ANALYZER_j02	yze	C:M1361..C:Q1420
xxx		
RTE1J03	rte	B:V15..B:AC74
CAPJ03	cap	C:V15..C:AA374
ANALYZER_j03	yze	C:V1361..C:Z1420
xxx		
RTE1J04	rte	B:AE15..B:AL74
CAPJ04	cap	C:AE15..C:AJ374
ANALYZER_j04	yze	C:AE1361..C:AI1420
xxx		
RTE1J05	rte	B:AN15..B:AU74
CAPJ05	cap	C:AN15..C:AS374
ANALYZER_j05	yze	C:AN1361..C:AR1420
xxx		
RTE1J06	rte	B:AW15..B:BD74
CAPJ06	cap	C:AW15..C:BB374
ANALYZER_j06	yze	C:AW1361..C:BA1420
xxx		
RTE1j07	rte	B:BF15..B:BM74
CAPj07	cap	C:BF15..C:BK374
ANALYZER_j07	yze	C:BF1361..C:BJ1420
xxx		
RTE1j08	rte	B:BO15..B:BV74
CAPj08	cap	C:BO15..C:BT374
ANALYZER_j08	yze	C:BO1361..C:BS1420
xxx		
RTE1j09	rte	B:BX15..B:CE74
CAPj09	cap	C:BX15..C:CC374
ANALYZER_j09	yze	C:BX1361..C:CB1420
xxx		
RTE1J10	rte	B:CG15..B:CN74
CAPJ10	cap	C:CG15..C:CL374
ANALYZER_J10	yze	C:CG1361..C:CK1420
xxx		

ANALYZER  
 Filing Date: 42171  
 Filing Entity: WSNY - Windstream New York Properties  
 Transmittal Number: 75  
 June 16, 2015 Annual Access Tariff Filing (WSNYAN15.xls)  
 Page 7 of 10

	LEC	FCC	Delta	Flag
SPECIAL ACCESS-----				
DS1 Special Access Density Zone 1				
Proposed Sub-Index	0.0000	0.0000	0.0000	*
Sub-Index Upper Limit	0.0000	0.0000	0.0000	*
LEC Sub-Index Out of Bounds?				*
FCC Sub-Index Out of Bounds?				*
DS1 Special Access Density Zone 2				
Proposed Sub-Index	0.0000	0.0000	0.0000	*
Sub-Index Upper Limit	0.0000	0.0000	0.0000	*
LEC Sub-Index Out of Bounds?				*
FCC Sub-Index Out of Bounds?				*
DS1 Special Access Density Zone 3				
Proposed Sub-Index	0.0000	0.0000	0.0000	*
Sub-Index Upper Limit	0.0000	0.0000	0.0000	*
LEC Sub-Index Out of Bounds?				*
FCC Sub-Index Out of Bounds?				*
DS1 Special Access Density Zone 4				
Proposed Sub-Index	0.0000	0.0000	0.0000	*
Sub-Index Upper Limit	0.0000	0.0000	0.0000	*
LEC Sub-Index Out of Bounds?				*
FCC Sub-Index Out of Bounds?				*
DS1 Special Access Density Zone 5				
Proposed Sub-Index	0.0000	0.0000	0.0000	*
Sub-Index Upper Limit	0.0000	0.0000	0.0000	*
LEC Sub-Index Out of Bounds?				*
FCC Sub-Index Out of Bounds?				*
DS1 Special Access Density Zone 6				
Proposed Sub-Index	0.0000	0.0000	0.0000	*
Sub-Index Upper Limit	0.0000	0.0000	0.0000	*
LEC Sub-Index Out of Bounds?				*
FCC Sub-Index Out of Bounds?				*
DS1 Special Access Density Zone 7				
Proposed Sub-Index	0.0000	0.0000	0.0000	*
Sub-Index Upper Limit	0.0000	0.0000	0.0000	*
LEC Sub-Index Out of Bounds?				*
FCC Sub-Index Out of Bounds?				*

RTE1J11	rte	B:CP15..B:CW74
CAPJ11	cap	C:CP15..C:CU374
ANALYZER_J11	yze	C:CP1361..C:CT1420
xxx		
RTE1J12	rte	B:CY15..B:DF74
CAPJ12	cap	C:CY15..C:DD374
ANALYZER_J12	yze	C:CY1361..C:DC1420
xxx		
RTE1J13	rte	B:DH15..B:DO74
CAPJ13	cap	C:DH15..C:DM374
ANALYZER_J13	yze	C:DH1361..C:DL1420
xxx		
RTE1J14	rte	B:DQ15..B:DX74
CAPJ14	cap	C:DQ15..C:DV374
ANALYZER_J14	yze	C:DQ1361..C:DU1420
xxx		
RTE1J15	rte	B:DZ15..B:EG74
CAPJ15	cap	C:DZ15..C:EE374
ANALYZER_J15	yze	C:DZ1361..C:ED1420
xxx		
RTE1J16	rte	B:EI15..B:EP74
CAPJ16	cap	C:EI15..C:EN374
ANALYZER_J16	yze	C:EI1361..C:EL1420
xxx		
RTE1J17	rte	B:ER15..B:EY74
CAPJ17	cap	C:ER15..C:EW374
ANALYZER_J17	yze	C:ER1361..C:EU1420
xxx		
RTE1J18	rte	B:FA15..B:FH74
CAPJ18	cap	C:FA15..C:FF374
ANALYZER_J18	yze	C:FA1361..C:FD1420
xxx		
RTE1J19	rte	B:FJ15..B:FQ74
CAPJ19	cap	C:FJ15..C:FO374
ANALYZER_J19	yze	C:FJ1361..C:FM1420
xxx		
RTE1J20	rte	B:FS15..B:FZ74
CAPJ20	cap	C:FS15..C:FX374
ANALYZER_J20	yze	C:FS1361..C:FV1420
xxx		
RTE1J21	rte	B:GB15..B:GI74
CAPJ21	cap	C:GB15..C:GG374
ANALYZER_J21	yze	C:GB1361..C:GE1420
xxx		
RTE1J22	rte	B:GK15..B:GR74
CAPJ22	cap	C:GK15..C:GP374
ANALYZER_J22	yze	C:GK1361..C:GN1420
xxx		
RTE1J23	rte	B:GT15..B:HA74
CAPJ23	cap	C:GT15..C:GY374
ANALYZER_J23	yze	C:GT1361..C:GW1420
xxx		
RTE1J24	rte	B:HC15..B:HJ74
CAPJ24	cap	C:HC15..C:HH374
ANALYZER_J24	yze	C:HC1361..C:HF1420
xxx		
RTE1J25	rte	B:HL15..B:HS74
CAPJ25	cap	C:HL15..C:HQ374
ANALYZER_J25	yze	C:HL1361..C:HO1420
xxx		

ANALYZER  
 Filing Date: 42171  
 Filing Entity: WSNY - Windstream New York Properties  
 Transmittal Number: 75  
 June 16, 2015 Annual Access Tariff Filing (WSNYAN15.xls)  
 Page 8 of 10

	LEC	FCC	Delta	Flag
SPECIAL ACCESS-----				
DS3 Special Access Density Zone 1				
Proposed Sub-Index	0.0000	0.0000	0.0000	*
Sub-Index Upper Limit	0.0000	0.0000	0.0000	*
LEC Sub-Index Out of Bounds?				*
FCC Sub-Index Out of Bounds?				*
DS3 Special Access Density Zone 2				
Proposed Sub-Index	0.0000	0.0000	0.0000	*
Sub-Index Upper Limit	0.0000	0.0000	0.0000	*
LEC Sub-Index Out of Bounds?				*
FCC Sub-Index Out of Bounds?				*
DS3 Special Access Density Zone 3				
Proposed Sub-Index	0.0000	0.0000	0.0000	*
Sub-Index Upper Limit	0.0000	0.0000	0.0000	*
LEC Sub-Index Out of Bounds?				*
FCC Sub-Index Out of Bounds?				*
DS3 Special Access Density Zone 4				
Proposed Sub-Index	0.0000	0.0000	0.0000	*
Sub-Index Upper Limit	0.0000	0.0000	0.0000	*
LEC Sub-Index Out of Bounds?				*
FCC Sub-Index Out of Bounds?				*
DS3 Special Access Density Zone 5				
Proposed Sub-Index	0.0000	0.0000	0.0000	*
Sub-Index Upper Limit	0.0000	0.0000	0.0000	*
LEC Sub-Index Out of Bounds?				*
FCC Sub-Index Out of Bounds?				*
DS3 Special Access Density Zone 6				
Proposed Sub-Index	0.0000	0.0000	0.0000	*
Sub-Index Upper Limit	0.0000	0.0000	0.0000	*
LEC Sub-Index Out of Bounds?				*
FCC Sub-Index Out of Bounds?				*
DS3 Special Access Density Zone 7				
Proposed Sub-Index	0.0000	0.0000	0.0000	*
Sub-Index Upper Limit	0.0000	0.0000	0.0000	*
LEC Sub-Index Out of Bounds?				*
FCC Sub-Index Out of Bounds?				*

RTE1J26	rte	B:HU15..B:HU74
CAPJ26	cap	C:HU15..C:HZ374
ANALYZER_J26	yze	C:HU1361..C:HX1420
xxx		
RTE1J27	rte	B:D215..B:K274
CAPJ27	cap	C:D515..C:I874
ANALYZER_J27	yze	C:D1861..C:H1920
xxx		
RTE1J28	rte	B:M215..B:T274
CAPJ28	cap	C:M515..C:R874
ANALYZER_J28	yze	C:M1861..C:P1920
xxx		
RTE1J29	rte	B:V215..B:AC274
CAPJ29	cap	C:V515..C:AA874
ANALYZER_J29	yze	C:V1861..C:Y1920
xxx		
RTE1J30	rte	B:AE215..B:AL274
CAPJ30	cap	C:AE515..C:AJ874
ANALYZER_J30	yze	C:AE1861..C:AH1920
xxx		
RTE1J31	rte	B:AN215..B:AU274
CAPJ31	cap	C:AN515..C:AS874
ANALYZER_J31	yze	C:AN1861..C:AQ1920
xxx		
RTE1J32	rte	B:AW215..B:BD274
CAPJ32	cap	C:AW515..C:BB874
ANALYZER_J32	yze	C:AW1861..C:AZ1920
xxx		
RTE1J33	rte	B:BF215..B:BM274
CAPJ33	cap	C:BF515..C:BK874
ANALYZER_J33	yze	C:BF1861..C:BI1920
xxx		
RTE1J34	rte	B:BO215..B:BV274
CAPJ34	cap	C:BO515..C:BT874
ANALYZER_J34	yze	C:BO1861..C:BR1920
xxx		
RTE1J35	rte	B:BX215..B:CE274
CAPJ35	cap	C:BX515..C:CC874
ANALYZER_J35	yze	C:BX1820..C:CA1861
xxx		
RTE1J36	rte	B:CG215..B:CN274
CAPJ36	cap	C:CG515..C:CL874
ANALYZER_J36	yze	C:CG1861..C:CJ1920
xxx		
RTE1J37	rte	B:CP215..B:CW274
CAPJ37	cap	C:CP515..C:CU874
ANALYZER_J37	yze	C:CP1861..C:CS1920
xxx		
RTE1J38	rte	B:CY215..B:DF274
CAPJ38	cap	C:CY515..C:DD874
ANALYZER_J38	yze	C:CY1861..C:DB1920
xxx		
RTE1J39	rte	B:DH215..B:DO274
CAPJ39	cap	C:DH515..C:DM874
ANALYZER_J39	yze	C:DH1861..C:DK1920
xxx		
RTE1J40	rte	B:DQ215..B:DX274
CAPJ40	cap	C:DQ515..C:DV874
ANALYZER_J40	yze	C:DQ1861..C:DT1920
xxx		



ANALYZER  
 Filing Date: 42171  
 Filing Entity: WSNY - Windstream New York Properties  
 Transmittal Number: 75  
 June 16, 2015 Annual Access Tariff Filing (WSNYAN15.xls)  
 Page 9 of 10

	LEC	FCC	Delta	Flag
SPECIAL ACCESS-----				
DDS&Other Density Zone 1				
Proposed Sub-Index	0.0000	0.0000	0.0000	*
Sub-Index Upper Limit	0.0000	0.0000	0.0000	*
LEC Sub-Index Out of Bounds?				*
FCC Sub-Index Out of Bounds?				*
DDS&Other Density Zone 2				
Proposed Sub-Index	0.0000	0.0000	0.0000	*
Sub-Index Upper Limit	0.0000	0.0000	0.0000	*
LEC Sub-Index Out of Bounds?				*
FCC Sub-Index Out of Bounds?				*
DDS&Other Density Zone 3				
Proposed Sub-Index	0.0000	0.0000	0.0000	*
Sub-Index Upper Limit	0.0000	0.0000	0.0000	*
LEC Sub-Index Out of Bounds?				*
FCC Sub-Index Out of Bounds?				*
DDS&Other Density Zone 4				
Proposed Sub-Index	0.0000	0.0000	0.0000	*
Sub-Index Upper Limit	0.0000	0.0000	0.0000	*
LEC Sub-Index Out of Bounds?				*
FCC Sub-Index Out of Bounds?				*
DDS&Other Density Zone 5				
Proposed Sub-Index	0.0000	0.0000	0.0000	*
Sub-Index Upper Limit	0.0000	0.0000	0.0000	*
LEC Sub-Index Out of Bounds?				*
FCC Sub-Index Out of Bounds?				*
DDS&Other Density Zone 6				
Proposed Sub-Index	0.0000	0.0000	0.0000	*
Sub-Index Upper Limit	0.0000	0.0000	0.0000	*
LEC Sub-Index Out of Bounds?				*
FCC Sub-Index Out of Bounds?				*
DDS&Other Density Zone 7				
Proposed Sub-Index	0.0000	0.0000	0.0000	*
Sub-Index Upper Limit	0.0000	0.0000	0.0000	*
LEC Sub-Index Out of Bounds?				*
FCC Sub-Index Out of Bounds?				*

RTE1J41      rte      B:DZ215..B:EG274  
 CAPJ41      cap      C:DZ515..C:EE874  
 ANALYZER\_J41 yze      C:DZ1861..C:EC1920  
 xxx  
 RTE1J42      rte      B:EI215..B:EP274  
 CAPJ42      cap      C:EI515..C:EN874  
 ANALYZER\_J42 yze      C:EI1861..C:EL1920  
 xxx  
 RTE1J43      rte      B:ER215..B:EY274  
 CAPJ43      cap      C:ER515..C:EW874  
 ANALYZER\_J43 yze      C:ER1861..C:EU1920  
 xxx  
 RTE1J44      rte      B:FA215..B:FH274  
 CAPJ44      cap      C:FA515..C:FF874  
 ANALYZER\_J44 yze      C:FA1861..C:FD1920  
 xxx  
 RTE1J45      rte      B:FJ215..B:FQ274  
 CAPJ45      cap      C:FJ515..C:FO874  
 ANALYZER\_J45 yze      C:FJ1861..C:FM1920  
 xxx  
 RTE1J46      rte      B:FS215..B:FZ274  
 CAPJ46      cap      C:FS515..C:FX874  
 ANALYZER\_J46 yze      C:FS1861..C:FV1920  
 xxx  
 RTE1J47      rte      B:GB215..B:GI274  
 CAPJ47      cap      C:GB515..C:GG874  
 ANALYZER\_J47 yze      C:GB1861..C:GE1920  
 xxx  
 RTE1J48      rte      B:GK215..B:GR274  
 CAPJ48      cap      C:GK515..C:GP874  
 ANALYZER\_J48 yze      C:GK1861..C:GN1920  
 xxx  
 RTE1J49      rte      B:GT215..B:HA274  
 CAPJ49      cap      C:GT515..C:GY874  
 ANALYZER\_J49 yze      C:GT1861..C:GW1920  
 xxx  
 RTE1J50      rte      B:HC215..B:HJ274  
 CAPJ50      cap      C:HC515..C:HH874  
 ANALYZER\_J50 yze      C:HC1861..C:HF1920  
 xxx  
 RTE1J51      rte      B:HL215..B:HS274  
 CAPJ51      cap      C:HL515..C:HQ874  
 ANALYZER\_J51 yze      C:HL1861..C:HO1920  
 xxx  
 RTE1J52      rte      B:HU215..B:IB274  
 CAPJ52      cap      C:HU515..C:HZ874  
 ANALYZER\_J52 yze      C:HU1861..C:HX1920  
 xxx

yz\_RTE1J01      rte  
 yz\_CAPJ01      cap  
 xxx

	LEC	FCC	Delta	Flag		
SPECIAL ACCESS-----						
WB Density Zone 1						
Proposed Sub-Index	0.0000	0.0000	0.0000	*	yze_RTE1J02	rte
Sub-Index Upper Limit	0.0000	0.0000	0.0000	*	yze_CAPJ02	cap
LEC Sub-Index Out of Bounds?				*	xxx	
FCC Sub-Index Out of Bounds?				*	yze_RTE1J03	rte
					yze_CAPJ03	cap
					xxx	
					yze_RTE1J04	rte
					yze_CAPJ04	cap
					xxx	
					yze_RTE1J05	rte
					yze_CAPJ05	cap
					xxx	
					yze_RTE1J06	rte
					yze_CAPJ06	cap
					xxx	
WB Density Zone 2						
Proposed Sub-Index	0.0000	0.0000	0.0000	*	yze_RTE1j07	rte
Sub-Index Upper Limit	0.0000	0.0000	0.0000	*	yze_CAPj07	cap
LEC Sub-Index Out of Bounds?				*	xxx	
FCC Sub-Index Out of Bounds?				*	yze_RTE1j08	rte
					yze_CAPj08	cap
					xxx	
					yze_RTE1j09	rte
					yze_CAPj09	cap
					xxx	
					yze_RTE1J10	rte
					yze_CAPJ10	cap
					xxx	
					yze_RTE1J11	rte
					yze_CAPJ11	cap
					xxx	
					yze_RTE1J12	rte
					yze_CAPJ12	cap
					xxx	
					yze_RTE1J13	rte
					yze_CAPJ13	cap
					xxx	
					yze_RTE1J14	rte
					yze_CAPJ14	cap
					xxx	
					yze_RTE1J15	rte
					yze_CAPJ15	cap
					xxx	
					yze_RTE1J16	rte
					yze_CAPJ16	cap
					xxx	
					yze_RTE1J17	rte
					yze_CAPJ17	cap
					xxx	
					yze_RTE1J18	rte
					yze_CAPJ18	cap
					xxx	
					yze_RTE1J19	rte
					yze_CAPJ19	cap
					xxx	
					yze_RTE1J20	rte
					yze_CAPJ20	cap
					xxx	
					yze_RTE1J21	rte
					yze_CAPJ21	cap
					xxx	
WB Density Zone 3						
Proposed Sub-Index	0.0000	0.0000	0.0000	*		
Sub-Index Upper Limit	0.0000	0.0000	0.0000	*		
LEC Sub-Index Out of Bounds?				*		
FCC Sub-Index Out of Bounds?				*		
WB Density Zone 4						
Proposed Sub-Index	0.0000	0.0000	0.0000	*		
Sub-Index Upper Limit	0.0000	0.0000	0.0000	*		
LEC Sub-Index Out of Bounds?				*		
FCC Sub-Index Out of Bounds?				*		
WB Density Zone 5						
Proposed Sub-Index	0.0000	0.0000	0.0000	*		
Sub-Index Upper Limit	0.0000	0.0000	0.0000	*		
LEC Sub-Index Out of Bounds?				*		
FCC Sub-Index Out of Bounds?				*		
WB Density Zone 6						
Proposed Sub-Index	0.0000	0.0000	0.0000	*		
Sub-Index Upper Limit	0.0000	0.0000	0.0000	*		
LEC Sub-Index Out of Bounds?				*		
FCC Sub-Index Out of Bounds?				*		
WB Density Zone 7						
Proposed Sub-Index	0.0000	0.0000	0.0000	*		
Sub-Index Upper Limit	0.0000	0.0000	0.0000	*		
LEC Sub-Index Out of Bounds?				*		
FCC Sub-Index Out of Bounds?				*		

yze_RTE1J22	rte
yze_CAPJ22	cap
xxx	
yze_RTE1J23	rte
yze_CAPJ23	cap
xxx	
yze_RTE1J24	rte
yze_CAPJ24	cap
xxx	
yze_RTE1J25	rte
yze_CAPJ25	cap
xxx	
yze_RTE1J26	rte
yze_CAPJ26	cap
xxx	
yze_RTE1J27	rte
yze_CAPJ27	cap
xxx	
yze_RTE1J28	rte
yze_CAPJ28	cap
xxx	
yze_RTE1J29	rte
yze_CAPJ29	cap
xxx	
yze_RTE1J30	rte
yze_CAPJ30	cap
xxx	
yze_RTE1J31	rte
yze_CAPJ31	cap
xxx	
yze_RTE1J32	rte
yze_CAPJ32	cap
xxx	
yze_RTE1J33	rte
yze_CAPJ33	cap
xxx	
yze_RTE1J34	rte
yze_CAPJ34	cap
xxx	
yze_RTE1J35	rte
yze_CAPJ35	cap
xxx	
yze_RTE1J36	rte
yze_CAPJ36	cap
xxx	
yze_RTE1J37	rte
yze_CAPJ37	cap
xxx	
yze_RTE1J38	rte
yze_CAPJ38	cap
xxx	
yze_RTE1J39	rte
yze_CAPJ39	cap
xxx	
yze_RTE1J40	rte
yze_CAPJ40	cap
xxx	
yze_RTE1J41	rte
yze_CAPJ41	cap
xxx	

yze_RTE1J42	rte
yze_CAPJ42	cap
xxx	
yze_RTE1J43	rte
yze_CAPJ43	cap
xxx	
yze_RTE1J44	rte
yze_CAPJ44	cap
xxx	
yze_RTE1J45	rte
yze_CAPJ45	cap
xxx	
yze_RTE1J46	rte
yze_CAPJ46	cap
xxx	
yze_RTE1J47	rte
yze_CAPJ47	cap
xxx	
yze_RTE1J48	rte
yze_CAPJ48	cap
xxx	
yze_RTE1J49	rte
yze_CAPJ49	cap
xxx	
yze_RTE1J50	rte
yze_CAPJ50	cap
xxx	
yze_RTE1J51	rte
yze_CAPJ51	cap
xxx	
yze_RTE1J52	rte
yze_CAPJ52	cap
xxx	

















































nly)

)

)

)

)

)

)

)

)

)

)

)

)

)

0

)

)

)

)

)

)

)

)

)

)

)

)

)

)

)

)

0

)

)

)

Note: Enter the first Jurisdiction name or abbreviation in cell D15, the second Jurisdiction name or abbreviation in cell M15, etc.

COSAs with Jurisdictionally Separate SLCs, PICCs, and/  
For ILECs with mixed SLC/PICC/CCL pricing methods:

Jurisdiction Number:

RTE-1J

Filing Date: 42171

Filing Entity: WSNY - Windstream New York Pro

Transmittal Number: 75

June 16, 2015 Annual Access Tariff Filing (WSNYAN15.)

Page 1 of 40

End User Common Line (EUCL)

No Zone or Zone A:

- 102 Primary Res, Single Line Bus, Lifeline EUCL (1)
- 104 NonPrimary Residence & BRI ISDN EUCL (1)
- 106 Multiline Bus, PRI ISDN, Centrex EUCL (1)
- 108 Special Access Surcharge
- 109 Other EUCL

Zone B:

- 112 Primary Res, Single Line Bus, Lifeline EUCL (1)
- 114 NonPrimary Residence & BRI ISDN EUCL (1)
- 116 Multiline Bus, PRI ISDN, Centrex EUCL (1)

Zone C:

- 122 Primary Res, Single Line Bus, Lifeline EUCL (1)
- 124 NonPrimary Residence & BRI ISDN EUCL (1)
- 126 Multiline Bus, PRI ISDN, Centrex EUCL (1)

Zone D:

- 132 Primary Res, Single Line Bus, Lifeline EUCL (1)
- 134 NonPrimary Residence & BRI ISDN EUCL (1)
- 136 Multiline Bus, PRI ISDN, Centrex EUCL (1)

Zone - Other:

- 142 Primary Res, Single Line Bus, Lifeline EUCL (1)
- 144 NonPrimary Residence & BRI ISDN EUCL (1)
- 146 Multiline Bus, PRI ISDN, Centrex EUCL (1)

Presubscribed Interexchange Carrier Charge (PI

- 155 Multiline Business & PRI ISDN PICC (1)
- 157 Business Centrex PICC

Carrier Common Line

- 161 Terminating CCL Prem.
- 163 Terminating CCL Non-Prem.
- 165 Originating CCL Prem.
- 167 Originating CCL Non-Prem.

- 180 Other Common Line
- 185 USAC Receipts

- 190 Total Basket

CL ExogCosts (non-ATS Trgtng): enter \$ by juris or "Total"

Jurisdiction Number:



RTE-1J ANALYZE

Filing Date: 42171  
Filing Entity: WSNY - Windstream New York Pro  
Transmittal Number: 75  
June 16, 2015 Annual Access Tariff Filing (WSNYAN15.  
Page 1 of 40

-----  
End User Common Line (EUCL)

No Zone or Zone A:

- 102 Primary Res, Single Line Bus, Lifeline EUCL (1)
- 104 NonPrimary Residence & BRI ISDN EUCL (1)
- 106 Multiline Bus, PRI ISDN, Centrex EUCL (1)
- 108 Special Access Surcharge
- 109 Other EUCL

Zone B:

- 112 Primary Res, Single Line Bus, Lifeline EUCL (1)
- 114 NonPrimary Residence & BRI ISDN EUCL (1)
- 116 Multiline Bus, PRI ISDN, Centrex EUCL (1)

Zone C:

- 122 Primary Res, Single Line Bus, Lifeline EUCL (1)
- 124 NonPrimary Residence & BRI ISDN EUCL (1)
- 126 Multiline Bus, PRI ISDN, Centrex EUCL (1)

Zone D:

- 132 Primary Res, Single Line Bus, Lifeline EUCL (1)
- 134 NonPrimary Residence & BRI ISDN EUCL (1)
- 136 Multiline Bus, PRI ISDN, Centrex EUCL (1)

Zone - Other:

- 142 Primary Res, Single Line Bus, Lifeline EUCL (1)
- 144 NonPrimary Residence & BRI ISDN EUCL (1)
- 146 Multiline Bus, PRI ISDN, Centrex EUCL (1)

Presubscribed Interexchange Carrier Charge (PI

- 155 Multiline Business & PRI ISDN PICC (1)
- 157 Business Centrex PICC

Carrier Common Line

- 161 Terminating CCL Prem.
- 163 Terminating CCL Non-Prem.
- 165 Originating CCL Prem.
- 167 Originating CCL Non-Prem.

- 180 Other Common Line
- 185 USAC Receipts  
Per Minute Revenues
- 190 Total Basket

Jurisdiction Number:

RTE-1J

Filing Date: 42171

Filing Entity: WSNY - Windstream New York Pro

Transmittal Number: 75

June 16, 2015 Annual Access Tariff Filing (WSNYAN15.)

Page 1 of 40

-----  
End User Common Line (EUCL)

No Zone or Zone A:

- 102 Primary Res, Single Line Bus, Lifeline EUCL (1)
- 104 NonPrimary Residence & BRI ISDN EUCL (1)
- 106 Multiline Bus, PRI ISDN, Centrex EUCL (1)
- 108 Special Access Surcharge
- 109 Other EUCL

Zone B:

- 112 Primary Res, Single Line Bus, Lifeline EUCL (1)
- 114 NonPrimary Residence & BRI ISDN EUCL (1)
- 116 Multiline Bus, PRI ISDN, Centrex EUCL (1)

Zone C:

- 122 Primary Res, Single Line Bus, Lifeline EUCL (1)
- 124 NonPrimary Residence & BRI ISDN EUCL (1)
- 126 Multiline Bus, PRI ISDN, Centrex EUCL (1)

Zone D:

- 132 Primary Res, Single Line Bus, Lifeline EUCL (1)
- 134 NonPrimary Residence & BRI ISDN EUCL (1)
- 136 Multiline Bus, PRI ISDN, Centrex EUCL (1)

Zone - Other:

- 142 Primary Res, Single Line Bus, Lifeline EUCL (1)
- 144 NonPrimary Residence & BRI ISDN EUCL (1)
- 146 Multiline Bus, PRI ISDN, Centrex EUCL (1)

Presubscribed Interexchange Carrier Charge (PI

- 155 Multiline Business & PRI ISDN PICC (1)
- 157 Business Centrex PICC

Carrier Common Line

- 161 Terminating CCL Prem.
- 163 Terminating CCL Non-Prem.
- 165 Originating CCL Prem.
- 167 Originating CCL Non-Prem.

- 180 Other Common Line
- 185 USAC Receipts

- 190 Total Basket

CL ExogCosts (non-ATS Trgtng): enter \$ by juris or "Total

Jurisdiction Number:

RTE-1J ANALYZE

Filing Date: 42171  
Filing Entity: WSNY - Windstream New York Pro  
Transmittal Number: 75  
June 16, 2015 Annual Access Tariff Filing (WSNYAN15.  
Page 1 of 40

-----  
End User Common Line (EUCL)

No Zone or Zone A:

- 102 Primary Res, Single Line Bus, Lifeline EUCL (1)
- 104 NonPrimary Residence & BRI ISDN EUCL (1)
- 106 Multiline Bus, PRI ISDN, Centrex EUCL (1)
- 108 Special Access Surcharge
- 109 Other EUCL

Zone B:

- 112 Primary Res, Single Line Bus, Lifeline EUCL (1)
- 114 NonPrimary Residence & BRI ISDN EUCL (1)
- 116 Multiline Bus, PRI ISDN, Centrex EUCL (1)

Zone C:

- 122 Primary Res, Single Line Bus, Lifeline EUCL (1)
- 124 NonPrimary Residence & BRI ISDN EUCL (1)
- 126 Multiline Bus, PRI ISDN, Centrex EUCL (1)

Zone D:

- 132 Primary Res, Single Line Bus, Lifeline EUCL (1)
- 134 NonPrimary Residence & BRI ISDN EUCL (1)
- 136 Multiline Bus, PRI ISDN, Centrex EUCL (1)

Zone - Other:

- 142 Primary Res, Single Line Bus, Lifeline EUCL (1)
- 144 NonPrimary Residence & BRI ISDN EUCL (1)
- 146 Multiline Bus, PRI ISDN, Centrex EUCL (1)

Presubscribed Interexchange Carrier Charge (PI

- 155 Multiline Business & PRI ISDN PICC (1)
- 157 Business Centrex PICC

Carrier Common Line

- 161 Terminating CCL Prem.
- 163 Terminating CCL Non-Prem.
- 165 Originating CCL Prem.
- 167 Originating CCL Non-Prem.

- 180 Other Common Line
- 185 USAC Receipts  
Per Minute Revenues
- 190 Total Basket

or CCL should be entered in rows 15 through 74.

COSAs with Aggregated SLCs, PICCs, and/or CCL should be entered in rows 15 thru 74. COSAs with jurisdictionally separate SLCs, PICCs, and/or C  
If want separate Exog Cost CMT ratios for split by above groupings, must enter values (not TOTAL) in rows 74 & 274.

1

Enter Juris Names in blue cells in row 15.

properties

xls)

Price Cap Tariff Review Plan  
Common Line Basket

BASE PERIOD DEMAND	RATES AT LAST PCI UPDATE	CURRENT RATES	PROPOSED RATES	BASE PERIOD DEMAND x RATES AT LAST PCI UPDATE	BASE PERIOD DEMAND x CURRENT RATES	BASE PERIOD DEMAND x PROPOSED RATES	INDEX RESULTS
(A)	(B)	(C)	(D)	(E)	(F)	(G)	(H)
	0	0.00000000	0.00000000	0.00000000	0	0	0 N/A
	0	0.00000000	0.00000000	0.00000000	0	0	0 N/A
	0	0.00000000	0.00000000	0.00000000	0	0	0 N/A
	0	25.00000000	25.00000000	25.00000000	0	0	0 N/A
N/A		N/A	N/A		0	0	0 N/A
	0	0.00000000	0.00000000	0.00000000	0	0	0 N/A
	0	0.00000000	0.00000000	0.00000000	0	0	0 N/A
	0	0.00000000	0.00000000	0.00000000	0	0	0 N/A
	0	0.00000000	0.00000000	0.00000000	0	0	0 N/A
	0	0.00000000	0.00000000	0.00000000	0	0	0 N/A
	0	0.00000000	0.00000000	0.00000000	0	0	0 N/A
	0	0.00000000	0.00000000	0.00000000	0	0	0 N/A
	0	0.00000000	0.00000000	0.00000000	0	0	0 N/A
	0	0.00000000	0.00000000	0.00000000	0	0	0 N/A
	0	0.00000000	0.00000000	0.00000000	0	0	0 N/A
CC)	0	0.00000000	0.00000000	0.00000000	0	0	0 N/A
	0	N/A	N/A	N/A	0	0	0 N/A
	0	0.00000000	0.00000000	0.00000000	0	0	0 N/A
	0	0.00000000	0.00000000	0.00000000	0	0	0 N/A
	0	0.00000000	0.00000000	0.00000000	0	0	0 N/A
	0	0.00000000	0.00000000	0.00000000	0	0	0 N/A
N/A		N/A	N/A	N/A	0	0	0 N/A
	0	0.00000000	0.00000000	0.00000000	0	0	0 N/A
N/A		N/A	N/A	N/A	0	0	0 N/A
Total							







27

Enter Jurisdiction names for Juris 27 to 52 in row below





perties

xls)

BASE PERIOD DEMAND	RATES AT LAST PCI UPDATE	CURRENT RATES	PROPOSED RATES	BASE PERIOD DEMAND x RATES AT LAST PCI UPDATE	BASE PERIOD DEMAND x CURRENT RATES	BASE PERIOD DEMAND x PROPOSED RATES	INDEX RESULTS
(A)	(B)	(C)	(D)	(E)	(F)	(G)	(H)
	0	0.00000000	0.00000000	0.00000000	0	0	0 N/A
	0	0.00000000	0.00000000	0.00000000	0	0	0 N/A
	0	0.00000000	0.00000000	0.00000000	0	0	0 N/A
	0	25.00000000	25.00000000	25.00000000	0	0	0 N/A
N/A	N/A	N/A	N/A		0	0	0 N/A
	0	0.00000000	0.00000000	0.00000000	0	0	0 N/A
	0	0.00000000	0.00000000	0.00000000	0	0	0 N/A
	0	0.00000000	0.00000000	0.00000000	0	0	0 N/A
	0	0.00000000	0.00000000	0.00000000	0	0	0 N/A
	0	0.00000000	0.00000000	0.00000000	0	0	0 N/A
	0	0.00000000	0.00000000	0.00000000	0	0	0 N/A
	0	0.00000000	0.00000000	0.00000000	0	0	0 N/A
	0	0.00000000	0.00000000	0.00000000	0	0	0 N/A
	0	0.00000000	0.00000000	0.00000000	0	0	0 N/A
	0	0.00000000	0.00000000	0.00000000	0	0	0 N/A
	0	0.00000000	0.00000000	0.00000000	0	0	0 N/A
CC)	0	0.00000000	0.00000000	0.00000000	0	0	0 N/A
	0	N/A	N/A	N/A	0	0	0 N/A
	0	0.00000000	0.00000000	0.00000000	0	0	0 N/A
	0	0.00000000	0.00000000	0.00000000	0	0	0 N/A
	0	0.00000000	0.00000000	0.00000000	0	0	0 N/A
	0	0.00000000	0.00000000	0.00000000	0	0	0 N/A
N/A	N/A	N/A	N/A		0	0	0 N/A
	0	0.00000000	0.00000000	0.00000000	0	0	0 N/A
					0	0	0 N/A
N/A	N/A	N/A	N/A		0	0	0 N/A

CL should be entered in rows 215 thru 274.

Price Cap Tariff Review Plan  
Common Line Basket

BASE PERIOD DEMAND	RATES AT LAST PCI UPDATE	CURRENT RATES	PROPOSED RATES	BASE PERIOD DEMAND x RATES AT LAST PCI UPDATE	BASE PERIOD DEMAND x CURRENT RATES	BASE PERIOD DEMAND x PROPOSED RATES	INDEX RESULTS
(A)	(B)	(C)	(D)	(E)	(F)	(G)	(H)
	0	0.00000000	0.00000000	0	0	0	N/A
	0	0.00000000	0.00000000	0	0	0	N/A
	0	0.00000000	0.00000000	0	0	0	N/A
	0	25.00000000	25.00000000	0	0	0	N/A
N/A	N/A	N/A	N/A	0	0	0	N/A
	0	0.00000000	0.00000000	0	0	0	N/A
	0	0.00000000	0.00000000	0	0	0	N/A
	0	0.00000000	0.00000000	0	0	0	N/A
	0	0.00000000	0.00000000	0	0	0	N/A
	0	0.00000000	0.00000000	0	0	0	N/A
	0	0.00000000	0.00000000	0	0	0	N/A
	0	0.00000000	0.00000000	0	0	0	N/A
	0	0.00000000	0.00000000	0	0	0	N/A
	0	0.00000000	0.00000000	0	0	0	N/A
	0	0.00000000	0.00000000	0	0	0	N/A
	0	0.00000000	0.00000000	0	0	0	N/A
	0	0.00000000	0.00000000	0	0	0	N/A
	0	0.00000000	0.00000000	0	0	0	N/A
	0	0.00000000	0.00000000	0	0	0	N/A
	0	0.00000000	0.00000000	0	0	0	N/A
	0	0.00000000	0.00000000	0	0	0	N/A
	0	0.00000000	0.00000000	0	0	0	N/A
	0	0.00000000	0.00000000	0	0	0	N/A
	0	0.00000000	0.00000000	0	0	0	N/A
N/A	N/A	N/A	N/A	0	0	0	N/A
	0	0.00000000	0.00000000	0	0	0	N/A
N/A	N/A	N/A	N/A	0	0	0	N/A

Total





Price Cap Tariff Review Plan  
Common Line Basket

BASE PERIOD DEMAND	RATES AT LAST PCI UPDATE	CURRENT RATES	PROPOSED RATES	BASE PERIOD DEMAND x RATES AT LAST PCI UPDATE	BASE PERIOD DEMAND x CURRENT RATES	BASE PERIOD DEMAND x PROPOSED RATES	INDEX RESULTS
(A)	(B)	(C)	(D)	(E)	(F)	(G)	(H)
	0	0.00000000	0.00000000	0.00000000	0	0	0 N/A
	0	0.00000000	0.00000000	0.00000000	0	0	0 N/A
	0	0.00000000	0.00000000	0.00000000	0	0	0 N/A
	0	25.00000000	25.00000000	25.00000000	0	0	0 N/A
N/A	N/A	N/A	N/A	0	0	0	0 N/A
	0	0.00000000	0.00000000	0.00000000	0	0	0 N/A
	0	0.00000000	0.00000000	0.00000000	0	0	0 N/A
	0	0.00000000	0.00000000	0.00000000	0	0	0 N/A
	0	0.00000000	0.00000000	0.00000000	0	0	0 N/A
	0	0.00000000	0.00000000	0.00000000	0	0	0 N/A
	0	0.00000000	0.00000000	0.00000000	0	0	0 N/A
	0	0.00000000	0.00000000	0.00000000	0	0	0 N/A
	0	0.00000000	0.00000000	0.00000000	0	0	0 N/A
	0	0.00000000	0.00000000	0.00000000	0	0	0 N/A
	0	0.00000000	0.00000000	0.00000000	0	0	0 N/A
	0	0.00000000	0.00000000	0.00000000	0	0	0 N/A
	0	0.00000000	0.00000000	0.00000000	0	0	0 N/A
	0	0.00000000	0.00000000	0.00000000	0	0	0 N/A
	0	0.00000000	0.00000000	0.00000000	0	0	0 N/A
	0	0.00000000	0.00000000	0.00000000	0	0	0 N/A
N/A	N/A	N/A	N/A	0	0	0	0 N/A
	0	0.00000000	0.00000000	0.00000000	0	0	0 N/A
N/A	N/A	N/A	N/A	0	0	0	0 N/A





BASE PERIOD DEMAND	RATES AT LAST PCI UPDATE	CURRENT RATES	PROPOSED RATES	BASE PERIOD DEMAND x RATES AT LAST PCI UPDATE	BASE PERIOD DEMAND x CURRENT RATES	BASE PERIOD DEMAND x PROPOSED RATES	INDEX RESULTS
(A)	(B)	(C)	(D)	(E)	(F)	(G)	(H)
	0	0.00000000	0.00000000	0.00000000	0	0	0 N/A
	0	0.00000000	0.00000000	0.00000000	0	0	0 N/A
	0	0.00000000	0.00000000	0.00000000	0	0	0 N/A
N/A	0	25.00000000	25.00000000	25.00000000	0	0	0 N/A
		N/A	N/A	N/A	0	0	0 N/A
	0	0.00000000	0.00000000	0.00000000	0	0	0 N/A
	0	0.00000000	0.00000000	0.00000000	0	0	0 N/A
	0	0.00000000	0.00000000	0.00000000	0	0	0 N/A
	0	0.00000000	0.00000000	0.00000000	0	0	0 N/A
	0	0.00000000	0.00000000	0.00000000	0	0	0 N/A
	0	0.00000000	0.00000000	0.00000000	0	0	0 N/A
	0	0.00000000	0.00000000	0.00000000	0	0	0 N/A
	0	0.00000000	0.00000000	0.00000000	0	0	0 N/A
	0	0.00000000	0.00000000	0.00000000	0	0	0 N/A
	0	0.00000000	0.00000000	0.00000000	0	0	0 N/A
	0	0.00000000	0.00000000	0.00000000	0	0	0 N/A
	0	0.00000000	0.00000000	0.00000000	0	0	0 N/A
	0	0.00000000	0.00000000	0.00000000	0	0	0 N/A
	0	0.00000000	0.00000000	0.00000000	0	0	0 N/A
	0	0.00000000	0.00000000	0.00000000	0	0	0 N/A
	0	0.00000000	0.00000000	0.00000000	0	0	0 N/A
	0	0.00000000	0.00000000	0.00000000	0	0	0 N/A
	0	0.00000000	0.00000000	0.00000000	0	0	0 N/A
	0	0.00000000	0.00000000	0.00000000	0	0	0 N/A
	0	0.00000000	0.00000000	0.00000000	0	0	0 N/A
	0	0.00000000	0.00000000	0.00000000	0	0	0 N/A
	0	0.00000000	0.00000000	0.00000000	0	0	0 N/A
	0	0.00000000	0.00000000	0.00000000	0	0	0 N/A
	0	0.00000000	0.00000000	0.00000000	0	0	0 N/A
	0	0.00000000	0.00000000	0.00000000	0	0	0 N/A
	0	0.00000000	0.00000000	0.00000000	0	0	0 N/A
	0	0.00000000	0.00000000	0.00000000	0	0	0 N/A
N/A		N/A	N/A	N/A	0	0	0 N/A
	0	0.00000000	0.00000000	0.00000000	0	0	0 N/A
N/A		N/A	N/A	N/A	0	0	0 N/A

Total



BASE PERIOD DEMAND	RATES AT LAST PCI UPDATE	CURRENT RATES	PROPOSED RATES	BASE PERIOD DEMAND x RATES AT LAST PCI UPDATE	BASE PERIOD DEMAND x CURRENT RATES	BASE PERIOD DEMAND x PROPOSED RATES	INDEX RESULTS	
(A)	(B)	(C)	(D)	(E)	(F)	(G)	(H)	
	0	0.00000000	0.00000000	0.00000000	0	0	0	N/A
	0	0.00000000	0.00000000	0.00000000	0	0	0	N/A
	0	0.00000000	0.00000000	0.00000000	0	0	0	N/A
	0	25.00000000	25.00000000	25.00000000	0	0	0	N/A
N/A		N/A	N/A	N/A	0	0	0	N/A
	0	0.00000000	0.00000000	0.00000000	0	0	0	N/A
	0	0.00000000	0.00000000	0.00000000	0	0	0	N/A
	0	0.00000000	0.00000000	0.00000000	0	0	0	N/A
	0	0.00000000	0.00000000	0.00000000	0	0	0	N/A
	0	0.00000000	0.00000000	0.00000000	0	0	0	N/A
	0	0.00000000	0.00000000	0.00000000	0	0	0	N/A
	0	0.00000000	0.00000000	0.00000000	0	0	0	N/A
	0	0.00000000	0.00000000	0.00000000	0	0	0	N/A
	0	0.00000000	0.00000000	0.00000000	0	0	0	N/A
	0	0.00000000	0.00000000	0.00000000	0	0	0	N/A
	0	0.00000000	0.00000000	0.00000000	0	0	0	N/A
	0	0.00000000	0.00000000	0.00000000	0	0	0	N/A
	0	0.00000000	0.00000000	0.00000000	0	0	0	N/A
	0	0.00000000	0.00000000	0.00000000	0	0	0	N/A
	0	0.00000000	0.00000000	0.00000000	0	0	0	N/A
	0	0.00000000	0.00000000	0.00000000	0	0	0	N/A
	0	0.00000000	0.00000000	0.00000000	0	0	0	N/A
	0	0.00000000	0.00000000	0.00000000	0	0	0	N/A
	0	0.00000000	0.00000000	0.00000000	0	0	0	N/A
	0	0.00000000	0.00000000	0.00000000	0	0	0	N/A
	0	0.00000000	0.00000000	0.00000000	0	0	0	N/A
	0	0.00000000	0.00000000	0.00000000	0	0	0	N/A
	0	0.00000000	0.00000000	0.00000000	0	0	0	N/A
	0	0.00000000	0.00000000	0.00000000	0	0	0	N/A
	0	0.00000000	0.00000000	0.00000000	0	0	0	N/A
	0	0.00000000	0.00000000	0.00000000	0	0	0	N/A
	0	0.00000000	0.00000000	0.00000000	0	0	0	N/A
	0	0.00000000	0.00000000	0.00000000	0	0	0	N/A
	0	0.00000000	0.00000000	0.00000000	0	0	0	N/A
	0	0.00000000	0.00000000	0.00000000	0	0	0	N/A
	0	0.00000000	0.00000000	0.00000000	0	0	0	N/A
	0	0.00000000	0.00000000	0.00000000	0	0	0	N/A
	0	0.00000000	0.00000000	0.00000000	0	0	0	N/A
N/A		N/A	N/A	N/A	0	0	0	N/A
	0	0.00000000	0.00000000	0.00000000	0	0	0	N/A
		N/A	N/A	N/A	0	0	0	N/A
N/A		N/A	N/A	N/A	0	0	0	N/A



Price Cap Tariff Review Plan  
Common Line Basket

BASE PERIOD DEMAND	RATES AT LAST PCI UPDATE	CURRENT RATES	PROPOSED RATES	BASE PERIOD DEMAND x RATES AT LAST PCI UPDATE	BASE PERIOD DEMAND x CURRENT RATES	BASE PERIOD DEMAND x PROPOSED RATES	INDEX RESULTS
(A)	(B)	(C)	(D)	(E)	(F)	(G)	(H)
	0	0.00000000	0.00000000	0	0	0	N/A
	0	0.00000000	0.00000000	0	0	0	N/A
	0	0.00000000	0.00000000	0	0	0	N/A
N/A	0	25.00000000	25.00000000	0	0	0	N/A
	N/A	N/A	N/A	0	0	0	N/A
	0	0.00000000	0.00000000	0	0	0	N/A
	0	0.00000000	0.00000000	0	0	0	N/A
	0	0.00000000	0.00000000	0	0	0	N/A
	0	0.00000000	0.00000000	0	0	0	N/A
	0	0.00000000	0.00000000	0	0	0	N/A
	0	0.00000000	0.00000000	0	0	0	N/A
	0	0.00000000	0.00000000	0	0	0	N/A
	0	0.00000000	0.00000000	0	0	0	N/A
	0	0.00000000	0.00000000	0	0	0	N/A
	0	0.00000000	0.00000000	0	0	0	N/A
	0	0.00000000	0.00000000	0	0	0	N/A
	0	0.00000000	0.00000000	0	0	0	N/A
	0	0.00000000	0.00000000	0	0	0	N/A
	0	0.00000000	0.00000000	0	0	0	N/A
	0	0.00000000	0.00000000	0	0	0	N/A
	0	0.00000000	0.00000000	0	0	0	N/A
	0	0.00000000	0.00000000	0	0	0	N/A
	0	0.00000000	0.00000000	0	0	0	N/A
	0	0.00000000	0.00000000	0	0	0	N/A
	0	0.00000000	0.00000000	0	0	0	N/A
N/A	0	N/A	N/A	0	0	0	N/A
	0	0.00000000	0.00000000	0	0	0	N/A
N/A	N/A	N/A	N/A	0	0	0	N/A

Total





Price Cap Tariff Review Plan  
Common Line Basket

BASE PERIOD DEMAND	RATES AT LAST PCI UPDATE	CURRENT RATES	PROPOSED RATES	BASE PERIOD DEMAND x RATES AT LAST PCI UPDATE	BASE PERIOD DEMAND x CURRENT RATES	BASE PERIOD DEMAND x PROPOSED RATES	INDEX RESULTS
(A)	(B)	(C)	(D)	(E)	(F)	(G)	(H)
	0	0.00000000	0.00000000	0.00000000	0	0	0 N/A
	0	0.00000000	0.00000000	0.00000000	0	0	0 N/A
	0	0.00000000	0.00000000	0.00000000	0	0	0 N/A
N/A	0	25.00000000	25.00000000	25.00000000	0	0	0 N/A
	N/A	N/A	N/A	0	0	0	0 N/A
	0	0.00000000	0.00000000	0.00000000	0	0	0 N/A
	0	0.00000000	0.00000000	0.00000000	0	0	0 N/A
	0	0.00000000	0.00000000	0.00000000	0	0	0 N/A
	0	0.00000000	0.00000000	0.00000000	0	0	0 N/A
	0	0.00000000	0.00000000	0.00000000	0	0	0 N/A
	0	0.00000000	0.00000000	0.00000000	0	0	0 N/A
	0	0.00000000	0.00000000	0.00000000	0	0	0 N/A
	0	0.00000000	0.00000000	0.00000000	0	0	0 N/A
	0	0.00000000	0.00000000	0.00000000	0	0	0 N/A
	0	0.00000000	0.00000000	0.00000000	0	0	0 N/A
	0	0.00000000	0.00000000	0.00000000	0	0	0 N/A
	0	0.00000000	0.00000000	0.00000000	0	0	0 N/A
	0	0.00000000	0.00000000	0.00000000	0	0	0 N/A
	0	0.00000000	0.00000000	0.00000000	0	0	0 N/A
	0	0.00000000	0.00000000	0.00000000	0	0	0 N/A
	0	0.00000000	0.00000000	0.00000000	0	0	0 N/A
N/A	0	N/A	N/A	N/A	0	0	0 N/A
	0	0.00000000	0.00000000	0.00000000	0	0	0 N/A
N/A		N/A	N/A	N/A	0	0	0 N/A





BASE PERIOD DEMAND	RATES AT LAST PCI UPDATE	CURRENT RATES	PROPOSED RATES	BASE PERIOD DEMAND x RATES AT LAST PCI UPDATE	BASE PERIOD DEMAND x CURRENT RATES	BASE PERIOD DEMAND x PROPOSED RATES	INDEX RESULTS
(A)	(B)	(C)	(D)	(E)	(F)	(G)	(H)
	0	0.00000000	0.00000000	0.00000000	0	0	0 N/A
	0	0.00000000	0.00000000	0.00000000	0	0	0 N/A
	0	0.00000000	0.00000000	0.00000000	0	0	0 N/A
N/A	0	25.00000000	25.00000000	25.00000000	0	0	0 N/A
		N/A	N/A	N/A	0	0	0 N/A
	0	0.00000000	0.00000000	0.00000000	0	0	0 N/A
	0	0.00000000	0.00000000	0.00000000	0	0	0 N/A
	0	0.00000000	0.00000000	0.00000000	0	0	0 N/A
	0	0.00000000	0.00000000	0.00000000	0	0	0 N/A
	0	0.00000000	0.00000000	0.00000000	0	0	0 N/A
	0	0.00000000	0.00000000	0.00000000	0	0	0 N/A
	0	0.00000000	0.00000000	0.00000000	0	0	0 N/A
	0	0.00000000	0.00000000	0.00000000	0	0	0 N/A
	0	0.00000000	0.00000000	0.00000000	0	0	0 N/A
	0	0.00000000	0.00000000	0.00000000	0	0	0 N/A
	0	0.00000000	0.00000000	0.00000000	0	0	0 N/A
	0	0.00000000	0.00000000	0.00000000	0	0	0 N/A
	0	0.00000000	0.00000000	0.00000000	0	0	0 N/A
	0	0.00000000	0.00000000	0.00000000	0	0	0 N/A
	0	0.00000000	0.00000000	0.00000000	0	0	0 N/A
	0	0.00000000	0.00000000	0.00000000	0	0	0 N/A
	0	0.00000000	0.00000000	0.00000000	0	0	0 N/A
	0	0.00000000	0.00000000	0.00000000	0	0	0 N/A
N/A		N/A	N/A	N/A	0	0	0 N/A
	0	0.00000000	0.00000000	0.00000000	0	0	0 N/A
N/A		N/A	N/A	N/A	0	0	0 N/A

Total



BASE PERIOD DEMAND	RATES AT LAST PCI UPDATE	CURRENT RATES	PROPOSED RATES	BASE PERIOD DEMAND x RATES AT LAST PCI UPDATE	BASE PERIOD DEMAND x CURRENT RATES	BASE PERIOD DEMAND x PROPOSED RATES	INDEX RESULTS
(A)	(B)	(C)	(D)	(E)	(F)	(G)	(H)
	0	0.00000000	0.00000000	0.00000000	0	0	0 N/A
	0	0.00000000	0.00000000	0.00000000	0	0	0 N/A
	0	0.00000000	0.00000000	0.00000000	0	0	0 N/A
	0	25.00000000	25.00000000	25.00000000	0	0	0 N/A
N/A		N/A	N/A		0	0	0 N/A
	0	0.00000000	0.00000000	0.00000000	0	0	0 N/A
	0	0.00000000	0.00000000	0.00000000	0	0	0 N/A
	0	0.00000000	0.00000000	0.00000000	0	0	0 N/A
	0	0.00000000	0.00000000	0.00000000	0	0	0 N/A
	0	0.00000000	0.00000000	0.00000000	0	0	0 N/A
	0	0.00000000	0.00000000	0.00000000	0	0	0 N/A
	0	0.00000000	0.00000000	0.00000000	0	0	0 N/A
	0	0.00000000	0.00000000	0.00000000	0	0	0 N/A
	0	0.00000000	0.00000000	0.00000000	0	0	0 N/A
	0	0.00000000	0.00000000	0.00000000	0	0	0 N/A
	0	0.00000000	0.00000000	0.00000000	0	0	0 N/A
	0	0.00000000	0.00000000	0.00000000	0	0	0 N/A
	0	0.00000000	0.00000000	0.00000000	0	0	0 N/A
	0	0.00000000	0.00000000	0.00000000	0	0	0 N/A
	0	0.00000000	0.00000000	0.00000000	0	0	0 N/A
	0	0.00000000	0.00000000	0.00000000	0	0	0 N/A
	0	0.00000000	0.00000000	0.00000000	0	0	0 N/A
	0	0.00000000	0.00000000	0.00000000	0	0	0 N/A
	0	0.00000000	0.00000000	0.00000000	0	0	0 N/A
	0	0.00000000	0.00000000	0.00000000	0	0	0 N/A
	0	0.00000000	0.00000000	0.00000000	0	0	0 N/A
	0	0.00000000	0.00000000	0.00000000	0	0	0 N/A
	0	0.00000000	0.00000000	0.00000000	0	0	0 N/A
	0	0.00000000	0.00000000	0.00000000	0	0	0 N/A
	0	0.00000000	0.00000000	0.00000000	0	0	0 N/A
	0	0.00000000	0.00000000	0.00000000	0	0	0 N/A
N/A		N/A	N/A		0	0	0 N/A
	0	0.00000000	0.00000000	0.00000000	0	0	0 N/A
	0	0.00000000	0.00000000	0.00000000	0	0	0 N/A
	0	0.00000000	0.00000000	0.00000000	0	0	0 N/A
N/A		N/A	N/A		0	0	0 N/A









Price Cap Tariff Review Plan  
Common Line Basket

BASE PERIOD DEMAND	RATES AT LAST PCI UPDATE	CURRENT RATES	PROPOSED RATES	BASE PERIOD DEMAND x RATES AT LAST PCI UPDATE	BASE PERIOD DEMAND x CURRENT RATES	BASE PERIOD DEMAND x PROPOSED RATES	INDEX RESULTS
(A)	(B)	(C)	(D)	(E)	(F)	(G)	(H)
	0	0.00000000	0.00000000	0.00000000	0	0	0 N/A
	0	0.00000000	0.00000000	0.00000000	0	0	0 N/A
	0	0.00000000	0.00000000	0.00000000	0	0	0 N/A
N/A	0	25.00000000	25.00000000	25.00000000	0	0	0 N/A
		N/A	N/A	N/A	0	0	0 N/A
	0	0.00000000	0.00000000	0.00000000	0	0	0 N/A
	0	0.00000000	0.00000000	0.00000000	0	0	0 N/A
	0	0.00000000	0.00000000	0.00000000	0	0	0 N/A
	0	0.00000000	0.00000000	0.00000000	0	0	0 N/A
	0	0.00000000	0.00000000	0.00000000	0	0	0 N/A
	0	0.00000000	0.00000000	0.00000000	0	0	0 N/A
	0	0.00000000	0.00000000	0.00000000	0	0	0 N/A
	0	0.00000000	0.00000000	0.00000000	0	0	0 N/A
	0	0.00000000	0.00000000	0.00000000	0	0	0 N/A
	0	0.00000000	0.00000000	0.00000000	0	0	0 N/A
	0	0.00000000	0.00000000	0.00000000	0	0	0 N/A
	0	0.00000000	0.00000000	0.00000000	0	0	0 N/A
	0	0.00000000	0.00000000	0.00000000	0	0	0 N/A
	0	0.00000000	0.00000000	0.00000000	0	0	0 N/A
	0	0.00000000	0.00000000	0.00000000	0	0	0 N/A
N/A	0	N/A	N/A	N/A	0	0	0 N/A
	0	0.00000000	0.00000000	0.00000000	0	0	0 N/A
N/A		N/A	N/A	N/A	0	0	0 N/A





BASE PERIOD DEMAND	RATES AT LAST PCI UPDATE	CURRENT RATES	PROPOSED RATES	BASE PERIOD DEMAND x RATES AT LAST PCI UPDATE	BASE PERIOD DEMAND x CURRENT RATES	BASE PERIOD DEMAND x PROPOSED RATES	INDEX RESULTS
(A)	(B)	(C)	(D)	(E)	(F)	(G)	(H)
	0	0.00000000	0.00000000	0.00000000	0	0	0 N/A
	0	0.00000000	0.00000000	0.00000000	0	0	0 N/A
	0	0.00000000	0.00000000	0.00000000	0	0	0 N/A
N/A	0	25.00000000	25.00000000	25.00000000	0	0	0 N/A
	N/A	N/A	N/A		0	0	0 N/A
	0	0.00000000	0.00000000	0.00000000	0	0	0 N/A
	0	0.00000000	0.00000000	0.00000000	0	0	0 N/A
	0	0.00000000	0.00000000	0.00000000	0	0	0 N/A
	0	0.00000000	0.00000000	0.00000000	0	0	0 N/A
	0	0.00000000	0.00000000	0.00000000	0	0	0 N/A
	0	0.00000000	0.00000000	0.00000000	0	0	0 N/A
	0	0.00000000	0.00000000	0.00000000	0	0	0 N/A
	0	0.00000000	0.00000000	0.00000000	0	0	0 N/A
	0	0.00000000	0.00000000	0.00000000	0	0	0 N/A
	0	0.00000000	0.00000000	0.00000000	0	0	0 N/A
	0	0.00000000	0.00000000	0.00000000	0	0	0 N/A
	0	0.00000000	0.00000000	0.00000000	0	0	0 N/A
	0	0.00000000	0.00000000	0.00000000	0	0	0 N/A
	0	0.00000000	0.00000000	0.00000000	0	0	0 N/A
	0	0.00000000	0.00000000	0.00000000	0	0	0 N/A
	0	0.00000000	0.00000000	0.00000000	0	0	0 N/A
	0	0.00000000	0.00000000	0.00000000	0	0	0 N/A
	0	0.00000000	0.00000000	0.00000000	0	0	0 N/A
	0	0.00000000	0.00000000	0.00000000	0	0	0 N/A
	0	0.00000000	0.00000000	0.00000000	0	0	0 N/A
N/A	0	N/A	N/A	N/A	0	0	0 N/A
	0	0.00000000	0.00000000	0.00000000	0	0	0 N/A
N/A		N/A	N/A	N/A	0	0	0 N/A

Total



BASE PERIOD DEMAND	RATES AT LAST PCI UPDATE	CURRENT RATES	PROPOSED RATES	BASE PERIOD DEMAND x RATES AT LAST PCI UPDATE	BASE PERIOD DEMAND x CURRENT RATES	BASE PERIOD DEMAND x PROPOSED RATES	INDEX RESULTS
(A)	(B)	(C)	(D)	(E)	(F)	(G)	(H)
	0	0.00000000	0.00000000	0.00000000	0	0	0 N/A
	0	0.00000000	0.00000000	0.00000000	0	0	0 N/A
	0	0.00000000	0.00000000	0.00000000	0	0	0 N/A
	0	25.00000000	25.00000000	25.00000000	0	0	0 N/A
N/A	N/A	N/A	N/A		0	0	0 N/A
	0	0.00000000	0.00000000	0.00000000	0	0	0 N/A
	0	0.00000000	0.00000000	0.00000000	0	0	0 N/A
	0	0.00000000	0.00000000	0.00000000	0	0	0 N/A
	0	0.00000000	0.00000000	0.00000000	0	0	0 N/A
	0	0.00000000	0.00000000	0.00000000	0	0	0 N/A
	0	0.00000000	0.00000000	0.00000000	0	0	0 N/A
	0	0.00000000	0.00000000	0.00000000	0	0	0 N/A
	0	0.00000000	0.00000000	0.00000000	0	0	0 N/A
	0	0.00000000	0.00000000	0.00000000	0	0	0 N/A
	0	0.00000000	0.00000000	0.00000000	0	0	0 N/A
	0	0.00000000	0.00000000	0.00000000	0	0	0 N/A
	0	0.00000000	0.00000000	0.00000000	0	0	0 N/A
	0	0.00000000	0.00000000	0.00000000	0	0	0 N/A
	0	0.00000000	0.00000000	0.00000000	0	0	0 N/A
	0	0.00000000	0.00000000	0.00000000	0	0	0 N/A
N/A	N/A	N/A	N/A		0	0	0 N/A
	0	0.00000000	0.00000000	0.00000000	0	0	0 N/A
	0	0.00000000	0.00000000	0.00000000	0	0	0 N/A
	0	0.00000000	0.00000000	0.00000000	0	0	0 N/A
	0	0.00000000	0.00000000	0.00000000	0	0	0 N/A
N/A	N/A	N/A	N/A		0	0	0 N/A



Price Cap Tariff Review Plan  
Common Line Basket

BASE PERIOD DEMAND	RATES AT LAST PCI UPDATE	CURRENT RATES	PROPOSED RATES	BASE PERIOD DEMAND x RATES AT LAST PCI UPDATE	BASE PERIOD DEMAND x CURRENT RATES	BASE PERIOD DEMAND x PROPOSED RATES	INDEX RESULTS
(A)	(B)	(C)	(D)	(E)	(F)	(G)	(H)
	0	0.00000000	0.00000000	0	0	0	N/A
	0	0.00000000	0.00000000	0	0	0	N/A
	0	0.00000000	0.00000000	0	0	0	N/A
N/A	0	25.00000000	25.00000000	0	0	0	N/A
	N/A	N/A	N/A	0	0	0	N/A
	0	0.00000000	0.00000000	0	0	0	N/A
	0	0.00000000	0.00000000	0	0	0	N/A
	0	0.00000000	0.00000000	0	0	0	N/A
	0	0.00000000	0.00000000	0	0	0	N/A
	0	0.00000000	0.00000000	0	0	0	N/A
	0	0.00000000	0.00000000	0	0	0	N/A
	0	0.00000000	0.00000000	0	0	0	N/A
	0	0.00000000	0.00000000	0	0	0	N/A
	0	0.00000000	0.00000000	0	0	0	N/A
	0	0.00000000	0.00000000	0	0	0	N/A
	0	0.00000000	0.00000000	0	0	0	N/A
	0	0.00000000	0.00000000	0	0	0	N/A
	0	0.00000000	0.00000000	0	0	0	N/A
	0	0.00000000	0.00000000	0	0	0	N/A
	0	0.00000000	0.00000000	0	0	0	N/A
	0	0.00000000	0.00000000	0	0	0	N/A
	0	0.00000000	0.00000000	0	0	0	N/A
	0	0.00000000	0.00000000	0	0	0	N/A
	0	0.00000000	0.00000000	0	0	0	N/A
N/A	0	N/A	N/A	0	0	0	N/A
	0	0.00000000	0.00000000	0	0	0	N/A
N/A		N/A	N/A	0	0	0	N/A

Total





Price Cap Tariff Review Plan  
Common Line Basket

BASE PERIOD DEMAND	RATES AT LAST PCI UPDATE	CURRENT RATES	PROPOSED RATES	BASE PERIOD DEMAND x RATES AT LAST PCI UPDATE	BASE PERIOD DEMAND x CURRENT RATES	BASE PERIOD DEMAND x PROPOSED RATES	INDEX RESULTS
(A)	(B)	(C)	(D)	(E)	(F)	(G)	(H)
	0	0.00000000	0.00000000	0.00000000	0	0	0 N/A
	0	0.00000000	0.00000000	0.00000000	0	0	0 N/A
	0	0.00000000	0.00000000	0.00000000	0	0	0 N/A
N/A	0	25.00000000	25.00000000	25.00000000	0	0	0 N/A
		N/A	N/A	N/A	0	0	0 N/A
	0	0.00000000	0.00000000	0.00000000	0	0	0 N/A
	0	0.00000000	0.00000000	0.00000000	0	0	0 N/A
	0	0.00000000	0.00000000	0.00000000	0	0	0 N/A
	0	0.00000000	0.00000000	0.00000000	0	0	0 N/A
	0	0.00000000	0.00000000	0.00000000	0	0	0 N/A
	0	0.00000000	0.00000000	0.00000000	0	0	0 N/A
	0	0.00000000	0.00000000	0.00000000	0	0	0 N/A
	0	0.00000000	0.00000000	0.00000000	0	0	0 N/A
	0	0.00000000	0.00000000	0.00000000	0	0	0 N/A
	0	0.00000000	0.00000000	0.00000000	0	0	0 N/A
	0	0.00000000	0.00000000	0.00000000	0	0	0 N/A
	0	0.00000000	0.00000000	0.00000000	0	0	0 N/A
	0	0.00000000	0.00000000	0.00000000	0	0	0 N/A
	0	0.00000000	0.00000000	0.00000000	0	0	0 N/A
	0	0.00000000	0.00000000	0.00000000	0	0	0 N/A
	0	0.00000000	0.00000000	0.00000000	0	0	0 N/A
N/A	0	N/A	N/A	N/A	0	0	0 N/A
	0	0.00000000	0.00000000	0.00000000	0	0	0 N/A
N/A		N/A	N/A	N/A	0	0	0 N/A





BASE PERIOD DEMAND	RATES AT LAST PCI UPDATE	CURRENT RATES	PROPOSED RATES	BASE PERIOD DEMAND x RATES AT LAST PCI UPDATE	BASE PERIOD DEMAND x CURRENT RATES	BASE PERIOD DEMAND x PROPOSED RATES	INDEX RESULTS
(A)	(B)	(C)	(D)	(E)	(F)	(G)	(H)
	0	0.00000000	0.00000000	0.00000000	0	0	0 N/A
	0	0.00000000	0.00000000	0.00000000	0	0	0 N/A
	0	0.00000000	0.00000000	0.00000000	0	0	0 N/A
N/A	0	25.00000000	25.00000000	25.00000000	0	0	0 N/A
	N/A	N/A	N/A	N/A	0	0	0 N/A
	0	0.00000000	0.00000000	0.00000000	0	0	0 N/A
	0	0.00000000	0.00000000	0.00000000	0	0	0 N/A
	0	0.00000000	0.00000000	0.00000000	0	0	0 N/A
	0	0.00000000	0.00000000	0.00000000	0	0	0 N/A
	0	0.00000000	0.00000000	0.00000000	0	0	0 N/A
	0	0.00000000	0.00000000	0.00000000	0	0	0 N/A
	0	0.00000000	0.00000000	0.00000000	0	0	0 N/A
	0	0.00000000	0.00000000	0.00000000	0	0	0 N/A
	0	0.00000000	0.00000000	0.00000000	0	0	0 N/A
	0	0.00000000	0.00000000	0.00000000	0	0	0 N/A
	0	0.00000000	0.00000000	0.00000000	0	0	0 N/A
	0	0.00000000	0.00000000	0.00000000	0	0	0 N/A
	0	0.00000000	0.00000000	0.00000000	0	0	0 N/A
	0	0.00000000	0.00000000	0.00000000	0	0	0 N/A
	0	0.00000000	0.00000000	0.00000000	0	0	0 N/A
	0	0.00000000	0.00000000	0.00000000	0	0	0 N/A
	0	0.00000000	0.00000000	0.00000000	0	0	0 N/A
	0	0.00000000	0.00000000	0.00000000	0	0	0 N/A
	0	0.00000000	0.00000000	0.00000000	0	0	0 N/A
	0	0.00000000	0.00000000	0.00000000	0	0	0 N/A
	0	0.00000000	0.00000000	0.00000000	0	0	0 N/A
	0	0.00000000	0.00000000	0.00000000	0	0	0 N/A
	0	0.00000000	0.00000000	0.00000000	0	0	0 N/A
N/A	N/A	N/A	N/A	N/A	0	0	0 N/A
	0	0.00000000	0.00000000	0.00000000	0	0	0 N/A
N/A	N/A	N/A	N/A	N/A	0	0	0 N/A

Total



BASE PERIOD DEMAND	RATES AT LAST PCI UPDATE	CURRENT RATES	PROPOSED RATES	BASE PERIOD DEMAND x RATES AT LAST PCI UPDATE	BASE PERIOD DEMAND x CURRENT RATES	BASE PERIOD DEMAND x PROPOSED RATES	INDEX RESULTS
(A)	(B)	(C)	(D)	(E)	(F)	(G)	(H)
	0	0.00000000	0.00000000	0.00000000	0	0	0 N/A
	0	0.00000000	0.00000000	0.00000000	0	0	0 N/A
	0	0.00000000	0.00000000	0.00000000	0	0	0 N/A
N/A	0	25.00000000	25.00000000	25.00000000	0	0	0 N/A
		N/A	N/A	N/A	0	0	0 N/A
	0	0.00000000	0.00000000	0.00000000	0	0	0 N/A
	0	0.00000000	0.00000000	0.00000000	0	0	0 N/A
	0	0.00000000	0.00000000	0.00000000	0	0	0 N/A
	0	0.00000000	0.00000000	0.00000000	0	0	0 N/A
	0	0.00000000	0.00000000	0.00000000	0	0	0 N/A
	0	0.00000000	0.00000000	0.00000000	0	0	0 N/A
	0	0.00000000	0.00000000	0.00000000	0	0	0 N/A
	0	0.00000000	0.00000000	0.00000000	0	0	0 N/A
	0	0.00000000	0.00000000	0.00000000	0	0	0 N/A
	0	0.00000000	0.00000000	0.00000000	0	0	0 N/A
	0	0.00000000	0.00000000	0.00000000	0	0	0 N/A
	0	0.00000000	0.00000000	0.00000000	0	0	0 N/A
	0	0.00000000	0.00000000	0.00000000	0	0	0 N/A
	0	0.00000000	0.00000000	0.00000000	0	0	0 N/A
	0	0.00000000	0.00000000	0.00000000	0	0	0 N/A
	0	0.00000000	0.00000000	0.00000000	0	0	0 N/A
	0	0.00000000	0.00000000	0.00000000	0	0	0 N/A
N/A	0	N/A	N/A	N/A	0	0	0 N/A
	0	0.00000000	0.00000000	0.00000000	0	0	0 N/A
N/A		N/A	N/A	N/A	0	0	0 N/A



Price Cap Tariff Review Plan  
Common Line Basket

BASE PERIOD DEMAND	RATES AT LAST PCI UPDATE	CURRENT RATES	PROPOSED RATES	BASE PERIOD DEMAND x RATES AT LAST PCI UPDATE	BASE PERIOD DEMAND x CURRENT RATES	BASE PERIOD DEMAND x PROPOSED RATES	INDEX RESULTS
(A)	(B)	(C)	(D)	(E)	(F)	(G)	(H)
	0	0.00000000	0.00000000	0	0	0	N/A
	0	0.00000000	0.00000000	0	0	0	N/A
	0	0.00000000	0.00000000	0	0	0	N/A
N/A	0	25.00000000	25.00000000	0	0	0	N/A
	N/A	N/A	N/A	0	0	0	N/A
	0	0.00000000	0.00000000	0	0	0	N/A
	0	0.00000000	0.00000000	0	0	0	N/A
	0	0.00000000	0.00000000	0	0	0	N/A
	0	0.00000000	0.00000000	0	0	0	N/A
	0	0.00000000	0.00000000	0	0	0	N/A
	0	0.00000000	0.00000000	0	0	0	N/A
	0	0.00000000	0.00000000	0	0	0	N/A
	0	0.00000000	0.00000000	0	0	0	N/A
	0	0.00000000	0.00000000	0	0	0	N/A
	0	0.00000000	0.00000000	0	0	0	N/A
	0	0.00000000	0.00000000	0	0	0	N/A
	0	0.00000000	0.00000000	0	0	0	N/A
	0	0.00000000	0.00000000	0	0	0	N/A
	0	0.00000000	0.00000000	0	0	0	N/A
	0	0.00000000	0.00000000	0	0	0	N/A
	0	0.00000000	0.00000000	0	0	0	N/A
N/A	0	N/A	N/A	0	0	0	N/A
	0	0.00000000	0.00000000	0	0	0	N/A
N/A	N/A	N/A	N/A	0	0	0	N/A

Total





Price Cap Tariff Review Plan  
Common Line Basket

BASE PERIOD DEMAND	RATES AT LAST PCI UPDATE	CURRENT RATES	PROPOSED RATES	BASE PERIOD DEMAND x RATES AT LAST PCI UPDATE	BASE PERIOD DEMAND x CURRENT RATES	BASE PERIOD DEMAND x PROPOSED RATES	INDEX RESULTS
(A)	(B)	(C)	(D)	(E)	(F)	(G)	(H)
	0	0.00000000	0.00000000	0.00000000	0	0	N/A
	0	0.00000000	0.00000000	0.00000000	0	0	N/A
	0	0.00000000	0.00000000	0.00000000	0	0	N/A
	0	25.00000000	25.00000000	25.00000000	0	0	N/A
N/A	N/A	N/A	N/A	0	0	0	N/A
	0	0.00000000	0.00000000	0.00000000	0	0	N/A
	0	0.00000000	0.00000000	0.00000000	0	0	N/A
	0	0.00000000	0.00000000	0.00000000	0	0	N/A
	0	0.00000000	0.00000000	0.00000000	0	0	N/A
	0	0.00000000	0.00000000	0.00000000	0	0	N/A
	0	0.00000000	0.00000000	0.00000000	0	0	N/A
	0	0.00000000	0.00000000	0.00000000	0	0	N/A
	0	0.00000000	0.00000000	0.00000000	0	0	N/A
	0	0.00000000	0.00000000	0.00000000	0	0	N/A
	0	0.00000000	0.00000000	0.00000000	0	0	N/A
	0	0.00000000	0.00000000	0.00000000	0	0	N/A
	0	0.00000000	0.00000000	0.00000000	0	0	N/A
	0	0.00000000	0.00000000	0.00000000	0	0	N/A
	0	0.00000000	0.00000000	0.00000000	0	0	N/A
N/A	N/A	N/A	N/A	0	0	0	N/A
	0	0.00000000	0.00000000	0.00000000	0	0	N/A
	0	0.00000000	0.00000000	0.00000000	0	0	N/A
	0	0.00000000	0.00000000	0.00000000	0	0	N/A
	0	0.00000000	0.00000000	0.00000000	0	0	N/A
N/A	N/A	N/A	N/A	0	0	0	N/A





BASE PERIOD DEMAND	RATES AT LAST PCI UPDATE	CURRENT RATES	PROPOSED RATES	BASE PERIOD DEMAND x RATES AT LAST PCI UPDATE	BASE PERIOD DEMAND x CURRENT RATES	BASE PERIOD DEMAND x PROPOSED RATES	INDEX RESULTS
(A)	(B)	(C)	(D)	(E)	(F)	(G)	(H)
	0	0.00000000	0.00000000	0.00000000	0	0	0 N/A
	0	0.00000000	0.00000000	0.00000000	0	0	0 N/A
	0	0.00000000	0.00000000	0.00000000	0	0	0 N/A
N/A	0	25.00000000	25.00000000	25.00000000	0	0	0 N/A
	N/A	N/A	N/A		0	0	0 N/A
	0	0.00000000	0.00000000	0.00000000	0	0	0 N/A
	0	0.00000000	0.00000000	0.00000000	0	0	0 N/A
	0	0.00000000	0.00000000	0.00000000	0	0	0 N/A
	0	0.00000000	0.00000000	0.00000000	0	0	0 N/A
	0	0.00000000	0.00000000	0.00000000	0	0	0 N/A
	0	0.00000000	0.00000000	0.00000000	0	0	0 N/A
	0	0.00000000	0.00000000	0.00000000	0	0	0 N/A
	0	0.00000000	0.00000000	0.00000000	0	0	0 N/A
	0	0.00000000	0.00000000	0.00000000	0	0	0 N/A
	0	0.00000000	0.00000000	0.00000000	0	0	0 N/A
	0	0.00000000	0.00000000	0.00000000	0	0	0 N/A
	0	0.00000000	0.00000000	0.00000000	0	0	0 N/A
	0	0.00000000	0.00000000	0.00000000	0	0	0 N/A
	0	0.00000000	0.00000000	0.00000000	0	0	0 N/A
	0	0.00000000	0.00000000	0.00000000	0	0	0 N/A
	0	0.00000000	0.00000000	0.00000000	0	0	0 N/A
	0	0.00000000	0.00000000	0.00000000	0	0	0 N/A
	0	0.00000000	0.00000000	0.00000000	0	0	0 N/A
	0	0.00000000	0.00000000	0.00000000	0	0	0 N/A
	0	0.00000000	0.00000000	0.00000000	0	0	0 N/A
	0	0.00000000	0.00000000	0.00000000	0	0	0 N/A
N/A	0	0.00000000	0.00000000	0.00000000	0	0	0 N/A
	0	0.00000000	0.00000000	0.00000000	0	0	0 N/A
N/A		N/A	N/A		0	0	0 N/A

Total



BASE PERIOD DEMAND	RATES AT LAST PCI UPDATE	CURRENT RATES	PROPOSED RATES	BASE PERIOD DEMAND x RATES AT LAST PCI UPDATE	BASE PERIOD DEMAND x CURRENT RATES	BASE PERIOD DEMAND x PROPOSED RATES	INDEX RESULTS
(A)	(B)	(C)	(D)	(E)	(F)	(G)	(H)
	0	0.00000000	0.00000000	0.00000000	0	0	0 N/A
	0	0.00000000	0.00000000	0.00000000	0	0	0 N/A
	0	0.00000000	0.00000000	0.00000000	0	0	0 N/A
	0	25.00000000	25.00000000	25.00000000	0	0	0 N/A
N/A		N/A	N/A	N/A	0	0	0 N/A
	0	0.00000000	0.00000000	0.00000000	0	0	0 N/A
	0	0.00000000	0.00000000	0.00000000	0	0	0 N/A
	0	0.00000000	0.00000000	0.00000000	0	0	0 N/A
	0	0.00000000	0.00000000	0.00000000	0	0	0 N/A
	0	0.00000000	0.00000000	0.00000000	0	0	0 N/A
	0	0.00000000	0.00000000	0.00000000	0	0	0 N/A
	0	0.00000000	0.00000000	0.00000000	0	0	0 N/A
	0	0.00000000	0.00000000	0.00000000	0	0	0 N/A
	0	0.00000000	0.00000000	0.00000000	0	0	0 N/A
	0	0.00000000	0.00000000	0.00000000	0	0	0 N/A
	0	0.00000000	0.00000000	0.00000000	0	0	0 N/A
	0	0.00000000	0.00000000	0.00000000	0	0	0 N/A
	0	0.00000000	0.00000000	0.00000000	0	0	0 N/A
	0	0.00000000	0.00000000	0.00000000	0	0	0 N/A
	0	0.00000000	0.00000000	0.00000000	0	0	0 N/A
	0	0.00000000	0.00000000	0.00000000	0	0	0 N/A
	0	0.00000000	0.00000000	0.00000000	0	0	0 N/A
	0	0.00000000	0.00000000	0.00000000	0	0	0 N/A
N/A		N/A	N/A	N/A	0	0	0 N/A
	0	0.00000000	0.00000000	0.00000000	0	0	0 N/A
	0	0.00000000	0.00000000	0.00000000	0	0	0 N/A
	0	0.00000000	0.00000000	0.00000000	0	0	0 N/A
	0	0.00000000	0.00000000	0.00000000	0	0	0 N/A
N/A		N/A	N/A	N/A	0	0	0 N/A



Price Cap Tariff Review Plan  
Common Line Basket

BASE PERIOD DEMAND	RATES AT LAST PCI UPDATE	CURRENT RATES	PROPOSED RATES	BASE PERIOD DEMAND x RATES AT LAST PCI UPDATE	BASE PERIOD DEMAND x CURRENT RATES	BASE PERIOD DEMAND x PROPOSED RATES	INDEX RESULTS
(A)	(B)	(C)	(D)	(E)	(F)	(G)	(H)
	0	0.00000000	0.00000000	0.00000000	0	0	0 N/A
	0	0.00000000	0.00000000	0.00000000	0	0	0 N/A
	0	0.00000000	0.00000000	0.00000000	0	0	0 N/A
N/A	0	25.00000000	25.00000000	25.00000000	0	0	0 N/A
		N/A	N/A	N/A	0	0	0 N/A
	0	0.00000000	0.00000000	0.00000000	0	0	0 N/A
	0	0.00000000	0.00000000	0.00000000	0	0	0 N/A
	0	0.00000000	0.00000000	0.00000000	0	0	0 N/A
	0	0.00000000	0.00000000	0.00000000	0	0	0 N/A
	0	0.00000000	0.00000000	0.00000000	0	0	0 N/A
	0	0.00000000	0.00000000	0.00000000	0	0	0 N/A
	0	0.00000000	0.00000000	0.00000000	0	0	0 N/A
	0	0.00000000	0.00000000	0.00000000	0	0	0 N/A
	0	0.00000000	0.00000000	0.00000000	0	0	0 N/A
	0	0.00000000	0.00000000	0.00000000	0	0	0 N/A
	0	0.00000000	0.00000000	0.00000000	0	0	0 N/A
	0	0.00000000	0.00000000	0.00000000	0	0	0 N/A
	0	0.00000000	0.00000000	0.00000000	0	0	0 N/A
	0	0.00000000	0.00000000	0.00000000	0	0	0 N/A
	0	0.00000000	0.00000000	0.00000000	0	0	0 N/A
	0	0.00000000	0.00000000	0.00000000	0	0	0 N/A
N/A	0	0.00000000	0.00000000	0.00000000	0	0	0 N/A
		N/A	N/A	N/A	0	0	0 N/A
	0	0.00000000	0.00000000	0.00000000	0	0	0 N/A
N/A		N/A	N/A	N/A	0	0	0 N/A

Total





Price Cap Tariff Review Plan  
Common Line Basket

BASE PERIOD DEMAND		RATES AT LAST PCI UPDATE	CURRENT RATES	PROPOSED RATES	BASE PERIOD DEMAND x RATES AT LAST PCI UPDATE	BASE PERIOD DEMAND x CURRENT RATES	BASE PERIOD DEMAND x PROPOSED RATES	INDEX RESULTS
(A)		(B)	(C)	(D)	(E)	(F)	(G)	(H)
	0	0.00000000	0.00000000	0.00000000	0	0	0	N/A
	0	0.00000000	0.00000000	0.00000000	0	0	0	N/A
	0	0.00000000	0.00000000	0.00000000	0	0	0	N/A
	0	25.00000000	25.00000000	25.00000000	0	0	0	N/A
N/A		N/A	N/A	N/A	0	0	0	N/A
	0	0.00000000	0.00000000	0.00000000	0	0	0	N/A
	0	0.00000000	0.00000000	0.00000000	0	0	0	N/A
	0	0.00000000	0.00000000	0.00000000	0	0	0	N/A
	0	0.00000000	0.00000000	0.00000000	0	0	0	N/A
	0	0.00000000	0.00000000	0.00000000	0	0	0	N/A
	0	0.00000000	0.00000000	0.00000000	0	0	0	N/A
	0	0.00000000	0.00000000	0.00000000	0	0	0	N/A
	0	0.00000000	0.00000000	0.00000000	0	0	0	N/A
	0	0.00000000	0.00000000	0.00000000	0	0	0	N/A
	0	0.00000000	0.00000000	0.00000000	0	0	0	N/A
	0	0.00000000	0.00000000	0.00000000	0	0	0	N/A
	0	0.00000000	0.00000000	0.00000000	0	0	0	N/A
	0	0.00000000	0.00000000	0.00000000	0	0	0	N/A
	0	0.00000000	0.00000000	0.00000000	0	0	0	N/A
	0	0.00000000	0.00000000	0.00000000	0	0	0	N/A
	0	0.00000000	0.00000000	0.00000000	0	0	0	N/A
	0	0.00000000	0.00000000	0.00000000	0	0	0	N/A
	0	0.00000000	0.00000000	0.00000000	0	0	0	N/A
	0	0.00000000	0.00000000	0.00000000	0	0	0	N/A
	0	0.00000000	0.00000000	0.00000000	0	0	0	N/A
	0	0.00000000	0.00000000	0.00000000	0	0	0	N/A
	0	0.00000000	0.00000000	0.00000000	0	0	0	N/A
	0	0.00000000	0.00000000	0.00000000	0	0	0	N/A
	0	0.00000000	0.00000000	0.00000000	0	0	0	N/A
N/A		N/A	N/A	N/A	0	0	0	N/A
	0	0.00000000	0.00000000	0.00000000	0	0	0	N/A
	0	0.00000000	0.00000000	0.00000000	0	0	0	N/A
	0	0.00000000	0.00000000	0.00000000	0	0	0	N/A
N/A		N/A	N/A	N/A	0	0	0	N/A





BASE PERIOD DEMAND	RATES AT LAST PCI UPDATE	CURRENT RATES	PROPOSED RATES	BASE PERIOD DEMAND x RATES AT LAST PCI UPDATE	BASE PERIOD DEMAND x CURRENT RATES	BASE PERIOD DEMAND x PROPOSED RATES	INDEX RESULTS
(A)	(B)	(C)	(D)	(E)	(F)	(G)	(H)
	0	0.00000000	0.00000000	0.00000000	0	0	0 N/A
	0	0.00000000	0.00000000	0.00000000	0	0	0 N/A
	0	0.00000000	0.00000000	0.00000000	0	0	0 N/A
N/A	0	25.00000000	25.00000000	25.00000000	0	0	0 N/A
		N/A	N/A	N/A	0	0	0 N/A
	0	0.00000000	0.00000000	0.00000000	0	0	0 N/A
	0	0.00000000	0.00000000	0.00000000	0	0	0 N/A
	0	0.00000000	0.00000000	0.00000000	0	0	0 N/A
	0	0.00000000	0.00000000	0.00000000	0	0	0 N/A
	0	0.00000000	0.00000000	0.00000000	0	0	0 N/A
	0	0.00000000	0.00000000	0.00000000	0	0	0 N/A
	0	0.00000000	0.00000000	0.00000000	0	0	0 N/A
	0	0.00000000	0.00000000	0.00000000	0	0	0 N/A
	0	0.00000000	0.00000000	0.00000000	0	0	0 N/A
	0	0.00000000	0.00000000	0.00000000	0	0	0 N/A
	0	0.00000000	0.00000000	0.00000000	0	0	0 N/A
	0	0.00000000	0.00000000	0.00000000	0	0	0 N/A
	0	0.00000000	0.00000000	0.00000000	0	0	0 N/A
	0	0.00000000	0.00000000	0.00000000	0	0	0 N/A
	0	0.00000000	0.00000000	0.00000000	0	0	0 N/A
	0	0.00000000	0.00000000	0.00000000	0	0	0 N/A
	0	0.00000000	0.00000000	0.00000000	0	0	0 N/A
	0	0.00000000	0.00000000	0.00000000	0	0	0 N/A
	0	0.00000000	0.00000000	0.00000000	0	0	0 N/A
N/A	0	N/A	N/A	N/A	0	0	0 N/A
	0	0.00000000	0.00000000	0.00000000	0	0	0 N/A
N/A		N/A	N/A	N/A	0	0	0 N/A

Total



BASE PERIOD DEMAND	RATES AT LAST PCI UPDATE	CURRENT RATES	PROPOSED RATES	BASE PERIOD DEMAND x RATES AT LAST PCI UPDATE	BASE PERIOD DEMAND x CURRENT RATES	BASE PERIOD DEMAND x PROPOSED RATES	INDEX RESULTS
(A)	(B)	(C)	(D)	(E)	(F)	(G)	(H)
	0	0.00000000	0.00000000	0.00000000	0	0	0 N/A
	0	0.00000000	0.00000000	0.00000000	0	0	0 N/A
	0	0.00000000	0.00000000	0.00000000	0	0	0 N/A
	0	25.00000000	25.00000000	25.00000000	0	0	0 N/A
N/A	N/A	N/A	N/A		0	0	0 N/A
	0	0.00000000	0.00000000	0.00000000	0	0	0 N/A
	0	0.00000000	0.00000000	0.00000000	0	0	0 N/A
	0	0.00000000	0.00000000	0.00000000	0	0	0 N/A
	0	0.00000000	0.00000000	0.00000000	0	0	0 N/A
	0	0.00000000	0.00000000	0.00000000	0	0	0 N/A
	0	0.00000000	0.00000000	0.00000000	0	0	0 N/A
	0	0.00000000	0.00000000	0.00000000	0	0	0 N/A
	0	0.00000000	0.00000000	0.00000000	0	0	0 N/A
	0	0.00000000	0.00000000	0.00000000	0	0	0 N/A
	0	0.00000000	0.00000000	0.00000000	0	0	0 N/A
	0	0.00000000	0.00000000	0.00000000	0	0	0 N/A
	0	0.00000000	0.00000000	0.00000000	0	0	0 N/A
	0	0.00000000	0.00000000	0.00000000	0	0	0 N/A
	0	0.00000000	0.00000000	0.00000000	0	0	0 N/A
	0	0.00000000	0.00000000	0.00000000	0	0	0 N/A
	0	0.00000000	0.00000000	0.00000000	0	0	0 N/A
N/A	N/A	N/A	N/A		0	0	0 N/A
	0	0.00000000	0.00000000	0.00000000	0	0	0 N/A
					0	0	0 N/A
N/A	N/A	N/A	N/A		0	0	0 N/A



Price Cap Tariff Review Plan  
Common Line Basket

BASE PERIOD DEMAND	RATES AT LAST PCI UPDATE	CURRENT RATES	PROPOSED RATES	BASE PERIOD DEMAND x RATES AT LAST PCI UPDATE	BASE PERIOD DEMAND x CURRENT RATES	BASE PERIOD DEMAND x PROPOSED RATES	INDEX RESULTS
(A)	(B)	(C)	(D)	(E)	(F)	(G)	(H)
	0	0.00000000	0.00000000	0.00000000	0	0	0 N/A
	0	0.00000000	0.00000000	0.00000000	0	0	0 N/A
	0	0.00000000	0.00000000	0.00000000	0	0	0 N/A
N/A	0	25.00000000	25.00000000	25.00000000	0	0	0 N/A
	N/A	N/A	N/A		0	0	0 N/A
	0	0.00000000	0.00000000	0.00000000	0	0	0 N/A
	0	0.00000000	0.00000000	0.00000000	0	0	0 N/A
	0	0.00000000	0.00000000	0.00000000	0	0	0 N/A
	0	0.00000000	0.00000000	0.00000000	0	0	0 N/A
	0	0.00000000	0.00000000	0.00000000	0	0	0 N/A
	0	0.00000000	0.00000000	0.00000000	0	0	0 N/A
	0	0.00000000	0.00000000	0.00000000	0	0	0 N/A
	0	0.00000000	0.00000000	0.00000000	0	0	0 N/A
	0	0.00000000	0.00000000	0.00000000	0	0	0 N/A
	0	0.00000000	0.00000000	0.00000000	0	0	0 N/A
	0	0.00000000	0.00000000	0.00000000	0	0	0 N/A
	0	0.00000000	0.00000000	0.00000000	0	0	0 N/A
	0	0.00000000	0.00000000	0.00000000	0	0	0 N/A
	0	0.00000000	0.00000000	0.00000000	0	0	0 N/A
	0	0.00000000	0.00000000	0.00000000	0	0	0 N/A
	0	0.00000000	0.00000000	0.00000000	0	0	0 N/A
N/A	0	N/A	N/A		0	0	0 N/A
	0	0.00000000	0.00000000	0.00000000	0	0	0 N/A
N/A		N/A	N/A		0	0	0 N/A

Total





Price Cap Tariff Review Plan  
Common Line Basket

BASE PERIOD DEMAND	RATES AT LAST PCI UPDATE	CURRENT RATES	PROPOSED RATES	BASE PERIOD DEMAND x RATES AT LAST PCI UPDATE	BASE PERIOD DEMAND x CURRENT RATES	BASE PERIOD DEMAND x PROPOSED RATES	INDEX RESULTS
(A)	(B)	(C)	(D)	(E)	(F)	(G)	(H)
	0	0.00000000	0.00000000	0.00000000	0	0	0 N/A
	0	0.00000000	0.00000000	0.00000000	0	0	0 N/A
	0	0.00000000	0.00000000	0.00000000	0	0	0 N/A
	0	25.00000000	25.00000000	25.00000000	0	0	0 N/A
N/A	N/A	N/A	N/A	0	0	0	0 N/A
	0	0.00000000	0.00000000	0.00000000	0	0	0 N/A
	0	0.00000000	0.00000000	0.00000000	0	0	0 N/A
	0	0.00000000	0.00000000	0.00000000	0	0	0 N/A
	0	0.00000000	0.00000000	0.00000000	0	0	0 N/A
	0	0.00000000	0.00000000	0.00000000	0	0	0 N/A
	0	0.00000000	0.00000000	0.00000000	0	0	0 N/A
	0	0.00000000	0.00000000	0.00000000	0	0	0 N/A
	0	0.00000000	0.00000000	0.00000000	0	0	0 N/A
	0	0.00000000	0.00000000	0.00000000	0	0	0 N/A
	0	0.00000000	0.00000000	0.00000000	0	0	0 N/A
	0	0.00000000	0.00000000	0.00000000	0	0	0 N/A
	0	0.00000000	0.00000000	0.00000000	0	0	0 N/A
	0	0.00000000	0.00000000	0.00000000	0	0	0 N/A
	0	0.00000000	0.00000000	0.00000000	0	0	0 N/A
	0	0.00000000	0.00000000	0.00000000	0	0	0 N/A
	0	0.00000000	0.00000000	0.00000000	0	0	0 N/A
	0	0.00000000	0.00000000	0.00000000	0	0	0 N/A
	0	0.00000000	0.00000000	0.00000000	0	0	0 N/A
	0	0.00000000	0.00000000	0.00000000	0	0	0 N/A
	0	0.00000000	0.00000000	0.00000000	0	0	0 N/A
	0	0.00000000	0.00000000	0.00000000	0	0	0 N/A
N/A	N/A	N/A	N/A	0	0	0	0 N/A
	0	0.00000000	0.00000000	0.00000000	0	0	0 N/A
	0	0.00000000	0.00000000	0.00000000	0	0	0 N/A
N/A	N/A	N/A	N/A	0	0	0	0 N/A







BASE PERIOD DEMAND	RATES AT LAST PCI UPDATE	CURRENT RATES	PROPOSED RATES	BASE PERIOD DEMAND x RATES AT LAST PCI UPDATE	BASE PERIOD DEMAND x CURRENT RATES	BASE PERIOD DEMAND x PROPOSED RATES	INDEX RESULTS
(A)	(B)	(C)	(D)	(E)	(F)	(G)	(H)
	0	0.00000000	0.00000000	0.00000000	0	0	0 N/A
	0	0.00000000	0.00000000	0.00000000	0	0	0 N/A
	0	0.00000000	0.00000000	0.00000000	0	0	0 N/A
	0	25.00000000	25.00000000	25.00000000	0	0	0 N/A
N/A	N/A	N/A	N/A		0	0	0 N/A
	0	0.00000000	0.00000000	0.00000000	0	0	0 N/A
	0	0.00000000	0.00000000	0.00000000	0	0	0 N/A
	0	0.00000000	0.00000000	0.00000000	0	0	0 N/A
	0	0.00000000	0.00000000	0.00000000	0	0	0 N/A
	0	0.00000000	0.00000000	0.00000000	0	0	0 N/A
	0	0.00000000	0.00000000	0.00000000	0	0	0 N/A
	0	0.00000000	0.00000000	0.00000000	0	0	0 N/A
	0	0.00000000	0.00000000	0.00000000	0	0	0 N/A
	0	0.00000000	0.00000000	0.00000000	0	0	0 N/A
	0	0.00000000	0.00000000	0.00000000	0	0	0 N/A
	0	0.00000000	0.00000000	0.00000000	0	0	0 N/A
	0	0.00000000	0.00000000	0.00000000	0	0	0 N/A
	0	0.00000000	0.00000000	0.00000000	0	0	0 N/A
	0	0.00000000	0.00000000	0.00000000	0	0	0 N/A
	0	0.00000000	0.00000000	0.00000000	0	0	0 N/A
	0	0.00000000	0.00000000	0.00000000	0	0	0 N/A
	0	0.00000000	0.00000000	0.00000000	0	0	0 N/A
	0	0.00000000	0.00000000	0.00000000	0	0	0 N/A
	0	0.00000000	0.00000000	0.00000000	0	0	0 N/A
N/A	N/A	N/A	N/A		0	0	0 N/A
	0	0.00000000	0.00000000	0.00000000	0	0	0 N/A
	0	0.00000000	0.00000000	0.00000000	0	0	0 N/A
N/A	N/A	N/A	N/A		0	0	0 N/A



Price Cap Tariff Review Plan  
Common Line Basket

BASE PERIOD DEMAND	RATES AT LAST PCI UPDATE	CURRENT RATES	PROPOSED RATES	BASE PERIOD DEMAND x RATES AT LAST PCI UPDATE	BASE PERIOD DEMAND x CURRENT RATES	BASE PERIOD DEMAND x PROPOSED RATES	INDEX RESULTS
(A)	(B)	(C)	(D)	(E)	(F)	(G)	(H)
	0	0.00000000	0.00000000	0	0	0	N/A
	0	0.00000000	0.00000000	0	0	0	N/A
	0	0.00000000	0.00000000	0	0	0	N/A
	0	25.00000000	25.00000000	0	0	0	N/A
N/A	N/A	N/A	N/A	0	0	0	N/A
	0	0.00000000	0.00000000	0	0	0	N/A
	0	0.00000000	0.00000000	0	0	0	N/A
	0	0.00000000	0.00000000	0	0	0	N/A
	0	0.00000000	0.00000000	0	0	0	N/A
	0	0.00000000	0.00000000	0	0	0	N/A
	0	0.00000000	0.00000000	0	0	0	N/A
	0	0.00000000	0.00000000	0	0	0	N/A
	0	0.00000000	0.00000000	0	0	0	N/A
	0	0.00000000	0.00000000	0	0	0	N/A
	0	0.00000000	0.00000000	0	0	0	N/A
	0	0.00000000	0.00000000	0	0	0	N/A
	0	0.00000000	0.00000000	0	0	0	N/A
	0	0.00000000	0.00000000	0	0	0	N/A
	0	0.00000000	0.00000000	0	0	0	N/A
	0	0.00000000	0.00000000	0	0	0	N/A
	0	0.00000000	0.00000000	0	0	0	N/A
	0	0.00000000	0.00000000	0	0	0	N/A
	0	0.00000000	0.00000000	0	0	0	N/A
	0	0.00000000	0.00000000	0	0	0	N/A
	0	0.00000000	0.00000000	0	0	0	N/A
N/A	N/A	N/A	N/A	0	0	0	N/A
	0	0.00000000	0.00000000	0	0	0	N/A
N/A	N/A	N/A	N/A	0	0	0	N/A

Total





Price Cap Tariff Review Plan  
Common Line Basket

BASE PERIOD DEMAND	RATES AT LAST PCI UPDATE	CURRENT RATES	PROPOSED RATES	BASE PERIOD DEMAND x RATES AT LAST PCI UPDATE	BASE PERIOD DEMAND x CURRENT RATES	BASE PERIOD DEMAND x PROPOSED RATES	INDEX RESULTS
(A)	(B)	(C)	(D)	(E)	(F)	(G)	(H)
	0	0.00000000	0.00000000	0.00000000	0	0	0 N/A
	0	0.00000000	0.00000000	0.00000000	0	0	0 N/A
	0	0.00000000	0.00000000	0.00000000	0	0	0 N/A
	0	25.00000000	25.00000000	25.00000000	0	0	0 N/A
N/A	N/A	N/A	N/A	0	0	0	0 N/A
	0	0.00000000	0.00000000	0.00000000	0	0	0 N/A
	0	0.00000000	0.00000000	0.00000000	0	0	0 N/A
	0	0.00000000	0.00000000	0.00000000	0	0	0 N/A
	0	0.00000000	0.00000000	0.00000000	0	0	0 N/A
	0	0.00000000	0.00000000	0.00000000	0	0	0 N/A
	0	0.00000000	0.00000000	0.00000000	0	0	0 N/A
	0	0.00000000	0.00000000	0.00000000	0	0	0 N/A
	0	0.00000000	0.00000000	0.00000000	0	0	0 N/A
	0	0.00000000	0.00000000	0.00000000	0	0	0 N/A
	0	0.00000000	0.00000000	0.00000000	0	0	0 N/A
	0	0.00000000	0.00000000	0.00000000	0	0	0 N/A
	0	0.00000000	0.00000000	0.00000000	0	0	0 N/A
	0	0.00000000	0.00000000	0.00000000	0	0	0 N/A
	0	0.00000000	0.00000000	0.00000000	0	0	0 N/A
	0	0.00000000	0.00000000	0.00000000	0	0	0 N/A
	0	0.00000000	0.00000000	0.00000000	0	0	0 N/A
	0	0.00000000	0.00000000	0.00000000	0	0	0 N/A
	0	0.00000000	0.00000000	0.00000000	0	0	0 N/A
N/A	N/A	N/A	N/A	0	0	0	0 N/A
	0	0.00000000	0.00000000	0.00000000	0	0	0 N/A
N/A	N/A	N/A	N/A	0	0	0	0 N/A





BASE PERIOD DEMAND	RATES AT LAST PCI UPDATE	CURRENT RATES	PROPOSED RATES	BASE PERIOD DEMAND x RATES AT LAST PCI UPDATE	BASE PERIOD DEMAND x CURRENT RATES	BASE PERIOD DEMAND x PROPOSED RATES	INDEX RESULTS
(A)	(B)	(C)	(D)	(E)	(F)	(G)	(H)
	0	0.00000000	0.00000000	0.00000000	0	0	0 N/A
	0	0.00000000	0.00000000	0.00000000	0	0	0 N/A
	0	0.00000000	0.00000000	0.00000000	0	0	0 N/A
	0	25.00000000	25.00000000	25.00000000	0	0	0 N/A
N/A	N/A	N/A	N/A		0	0	0 N/A
	0	0.00000000	0.00000000	0.00000000	0	0	0 N/A
	0	0.00000000	0.00000000	0.00000000	0	0	0 N/A
	0	0.00000000	0.00000000	0.00000000	0	0	0 N/A
	0	0.00000000	0.00000000	0.00000000	0	0	0 N/A
	0	0.00000000	0.00000000	0.00000000	0	0	0 N/A
	0	0.00000000	0.00000000	0.00000000	0	0	0 N/A
	0	0.00000000	0.00000000	0.00000000	0	0	0 N/A
	0	0.00000000	0.00000000	0.00000000	0	0	0 N/A
	0	0.00000000	0.00000000	0.00000000	0	0	0 N/A
	0	0.00000000	0.00000000	0.00000000	0	0	0 N/A
	0	0.00000000	0.00000000	0.00000000	0	0	0 N/A
	0	0.00000000	0.00000000	0.00000000	0	0	0 N/A
	0	0.00000000	0.00000000	0.00000000	0	0	0 N/A
	0	0.00000000	0.00000000	0.00000000	0	0	0 N/A
	0	0.00000000	0.00000000	0.00000000	0	0	0 N/A
	0	0.00000000	0.00000000	0.00000000	0	0	0 N/A
	0	0.00000000	0.00000000	0.00000000	0	0	0 N/A
	0	0.00000000	0.00000000	0.00000000	0	0	0 N/A
	0	0.00000000	0.00000000	0.00000000	0	0	0 N/A
	0	0.00000000	0.00000000	0.00000000	0	0	0 N/A
	0	0.00000000	0.00000000	0.00000000	0	0	0 N/A
	0	0.00000000	0.00000000	0.00000000	0	0	0 N/A
	0	0.00000000	0.00000000	0.00000000	0	0	0 N/A
	0	0.00000000	0.00000000	0.00000000	0	0	0 N/A
	0	0.00000000	0.00000000	0.00000000	0	0	0 N/A
	0	0.00000000	0.00000000	0.00000000	0	0	0 N/A
	0	0.00000000	0.00000000	0.00000000	0	0	0 N/A
N/A	N/A	N/A	N/A		0	0	0 N/A
	0	0.00000000	0.00000000	0.00000000	0	0	0 N/A
N/A	N/A	N/A	N/A		0	0	0 N/A

Total



BASE PERIOD DEMAND	RATES AT LAST PCI UPDATE	CURRENT RATES	PROPOSED RATES	BASE PERIOD DEMAND x RATES AT LAST PCI UPDATE	BASE PERIOD DEMAND x CURRENT RATES	BASE PERIOD DEMAND x PROPOSED RATES	INDEX RESULTS
(A)	(B)	(C)	(D)	(E)	(F)	(G)	(H)
	0	0.00000000	0.00000000	0.00000000	0	0	0 N/A
	0	0.00000000	0.00000000	0.00000000	0	0	0 N/A
	0	0.00000000	0.00000000	0.00000000	0	0	0 N/A
	0	25.00000000	25.00000000	25.00000000	0	0	0 N/A
N/A	N/A	N/A	N/A		0	0	0 N/A
	0	0.00000000	0.00000000	0.00000000	0	0	0 N/A
	0	0.00000000	0.00000000	0.00000000	0	0	0 N/A
	0	0.00000000	0.00000000	0.00000000	0	0	0 N/A
	0	0.00000000	0.00000000	0.00000000	0	0	0 N/A
	0	0.00000000	0.00000000	0.00000000	0	0	0 N/A
	0	0.00000000	0.00000000	0.00000000	0	0	0 N/A
	0	0.00000000	0.00000000	0.00000000	0	0	0 N/A
	0	0.00000000	0.00000000	0.00000000	0	0	0 N/A
	0	0.00000000	0.00000000	0.00000000	0	0	0 N/A
	0	0.00000000	0.00000000	0.00000000	0	0	0 N/A
	0	0.00000000	0.00000000	0.00000000	0	0	0 N/A
	0	0.00000000	0.00000000	0.00000000	0	0	0 N/A
	0	0.00000000	0.00000000	0.00000000	0	0	0 N/A
	0	0.00000000	0.00000000	0.00000000	0	0	0 N/A
	0	0.00000000	0.00000000	0.00000000	0	0	0 N/A
	0	0.00000000	0.00000000	0.00000000	0	0	0 N/A
	0	0.00000000	0.00000000	0.00000000	0	0	0 N/A
	0	0.00000000	0.00000000	0.00000000	0	0	0 N/A
N/A	N/A	N/A	N/A		0	0	0 N/A
	0	0.00000000	0.00000000	0.00000000	0	0	0 N/A
					0	0	0 N/A
N/A	N/A	N/A	N/A		0	0	0 N/A



Price Cap Tariff Review Plan  
Common Line Basket

BASE PERIOD DEMAND	RATES AT LAST PCI UPDATE	CURRENT RATES	PROPOSED RATES	BASE PERIOD DEMAND x RATES AT LAST PCI UPDATE	BASE PERIOD DEMAND x CURRENT RATES	BASE PERIOD DEMAND x PROPOSED RATES	INDEX RESULTS
(A)	(B)	(C)	(D)	(E)	(F)	(G)	(H)
	0	0.00000000	0.00000000	0.00000000	0	0	0 N/A
	0	0.00000000	0.00000000	0.00000000	0	0	0 N/A
	0	0.00000000	0.00000000	0.00000000	0	0	0 N/A
	0	25.00000000	25.00000000	25.00000000	0	0	0 N/A
N/A	N/A	N/A	N/A	0	0	0	0 N/A
	0	0.00000000	0.00000000	0.00000000	0	0	0 N/A
	0	0.00000000	0.00000000	0.00000000	0	0	0 N/A
	0	0.00000000	0.00000000	0.00000000	0	0	0 N/A
	0	0.00000000	0.00000000	0.00000000	0	0	0 N/A
	0	0.00000000	0.00000000	0.00000000	0	0	0 N/A
	0	0.00000000	0.00000000	0.00000000	0	0	0 N/A
	0	0.00000000	0.00000000	0.00000000	0	0	0 N/A
	0	0.00000000	0.00000000	0.00000000	0	0	0 N/A
	0	0.00000000	0.00000000	0.00000000	0	0	0 N/A
	0	0.00000000	0.00000000	0.00000000	0	0	0 N/A
	0	0.00000000	0.00000000	0.00000000	0	0	0 N/A
	0	0.00000000	0.00000000	0.00000000	0	0	0 N/A
	0	0.00000000	0.00000000	0.00000000	0	0	0 N/A
	0	0.00000000	0.00000000	0.00000000	0	0	0 N/A
	0	0.00000000	0.00000000	0.00000000	0	0	0 N/A
	0	0.00000000	0.00000000	0.00000000	0	0	0 N/A
	0	0.00000000	0.00000000	0.00000000	0	0	0 N/A
	0	0.00000000	0.00000000	0.00000000	0	0	0 N/A
	0	0.00000000	0.00000000	0.00000000	0	0	0 N/A
	0	0.00000000	0.00000000	0.00000000	0	0	0 N/A
	0	0.00000000	0.00000000	0.00000000	0	0	0 N/A
	0	0.00000000	0.00000000	0.00000000	0	0	0 N/A
	0	0.00000000	0.00000000	0.00000000	0	0	0 N/A
	0	0.00000000	0.00000000	0.00000000	0	0	0 N/A
N/A	N/A	N/A	N/A	0	0	0	0 N/A
	0	0.00000000	0.00000000	0.00000000	0	0	0 N/A
N/A	N/A	N/A	N/A	0	0	0	0 N/A

Total





Price Cap Tariff Review Plan  
Common Line Basket

BASE PERIOD DEMAND	RATES AT LAST PCI UPDATE	CURRENT RATES	PROPOSED RATES	BASE PERIOD DEMAND x RATES AT LAST PCI UPDATE	BASE PERIOD DEMAND x CURRENT RATES	BASE PERIOD DEMAND x PROPOSED RATES	INDEX RESULTS
(A)	(B)	(C)	(D)	(E)	(F)	(G)	(H)
	0	0.00000000	0.00000000	0.00000000	0	0	0 N/A
	0	0.00000000	0.00000000	0.00000000	0	0	0 N/A
	0	0.00000000	0.00000000	0.00000000	0	0	0 N/A
	0	25.00000000	25.00000000	25.00000000	0	0	0 N/A
N/A	N/A	N/A	N/A	0	0	0	0 N/A
	0	0.00000000	0.00000000	0.00000000	0	0	0 N/A
	0	0.00000000	0.00000000	0.00000000	0	0	0 N/A
	0	0.00000000	0.00000000	0.00000000	0	0	0 N/A
	0	0.00000000	0.00000000	0.00000000	0	0	0 N/A
	0	0.00000000	0.00000000	0.00000000	0	0	0 N/A
	0	0.00000000	0.00000000	0.00000000	0	0	0 N/A
	0	0.00000000	0.00000000	0.00000000	0	0	0 N/A
	0	0.00000000	0.00000000	0.00000000	0	0	0 N/A
	0	0.00000000	0.00000000	0.00000000	0	0	0 N/A
	0	0.00000000	0.00000000	0.00000000	0	0	0 N/A
	0	0.00000000	0.00000000	0.00000000	0	0	0 N/A
	0	0.00000000	0.00000000	0.00000000	0	0	0 N/A
	0	0.00000000	0.00000000	0.00000000	0	0	0 N/A
	0	0.00000000	0.00000000	0.00000000	0	0	0 N/A
	0	0.00000000	0.00000000	0.00000000	0	0	0 N/A
N/A	N/A	N/A	N/A	0	0	0	0 N/A
	0	0.00000000	0.00000000	0.00000000	0	0	0 N/A
N/A	N/A	N/A	N/A	0	0	0	0 N/A





BASE PERIOD DEMAND	RATES AT LAST PCI UPDATE	CURRENT RATES	PROPOSED RATES	BASE PERIOD DEMAND x RATES AT LAST PCI UPDATE	BASE PERIOD DEMAND x CURRENT RATES	BASE PERIOD DEMAND x PROPOSED RATES	INDEX RESULTS	
(A)	(B)	(C)	(D)	(E)	(F)	(G)	(H)	
	0	0.00000000	0.00000000	0.00000000	0	0	0	N/A
	0	0.00000000	0.00000000	0.00000000	0	0	0	N/A
	0	0.00000000	0.00000000	0.00000000	0	0	0	N/A
N/A	0	25.00000000	25.00000000	25.00000000	0	0	0	N/A
	N/A	N/A	N/A	N/A	0	0	0	N/A
	0	0.00000000	0.00000000	0.00000000	0	0	0	N/A
	0	0.00000000	0.00000000	0.00000000	0	0	0	N/A
	0	0.00000000	0.00000000	0.00000000	0	0	0	N/A
	0	0.00000000	0.00000000	0.00000000	0	0	0	N/A
	0	0.00000000	0.00000000	0.00000000	0	0	0	N/A
	0	0.00000000	0.00000000	0.00000000	0	0	0	N/A
	0	0.00000000	0.00000000	0.00000000	0	0	0	N/A
	0	0.00000000	0.00000000	0.00000000	0	0	0	N/A
	0	0.00000000	0.00000000	0.00000000	0	0	0	N/A
	0	0.00000000	0.00000000	0.00000000	0	0	0	N/A
	0	0.00000000	0.00000000	0.00000000	0	0	0	N/A
	0	0.00000000	0.00000000	0.00000000	0	0	0	N/A
	0	0.00000000	0.00000000	0.00000000	0	0	0	N/A
	0	0.00000000	0.00000000	0.00000000	0	0	0	N/A
	0	0.00000000	0.00000000	0.00000000	0	0	0	N/A
	0	0.00000000	0.00000000	0.00000000	0	0	0	N/A
N/A	0	N/A	N/A	N/A	0	0	0	N/A
	0	0.00000000	0.00000000	0.00000000	0	0	0	N/A
N/A	N/A	N/A	N/A	N/A	0	0	0	N/A

Total



BASE PERIOD DEMAND	RATES AT LAST PCI UPDATE	CURRENT RATES	PROPOSED RATES	BASE PERIOD DEMAND x RATES AT LAST PCI UPDATE	BASE PERIOD DEMAND x CURRENT RATES	BASE PERIOD DEMAND x PROPOSED RATES	INDEX RESULTS
(A)	(B)	(C)	(D)	(E)	(F)	(G)	(H)
N/A	0	0.00000000	0.00000000	0.00000000	0	0	0 N/A
	0	0.00000000	0.00000000	0.00000000	0	0	0 N/A
	0	0.00000000	0.00000000	0.00000000	0	0	0 N/A
	0	25.00000000	25.00000000	25.00000000	0	0	0 N/A
N/A	N/A	N/A	N/A	0	0	0	0 N/A
	0	0.00000000	0.00000000	0.00000000	0	0	0 N/A
	0	0.00000000	0.00000000	0.00000000	0	0	0 N/A
N/A	0	0.00000000	0.00000000	0.00000000	0	0	0 N/A
	0	0.00000000	0.00000000	0.00000000	0	0	0 N/A
	0	0.00000000	0.00000000	0.00000000	0	0	0 N/A
N/A	0	0.00000000	0.00000000	0.00000000	0	0	0 N/A
	0	0.00000000	0.00000000	0.00000000	0	0	0 N/A
	0	0.00000000	0.00000000	0.00000000	0	0	0 N/A
N/A	0	0.00000000	0.00000000	0.00000000	0	0	0 N/A
	0	0.00000000	0.00000000	0.00000000	0	0	0 N/A
	0	0.00000000	0.00000000	0.00000000	0	0	0 N/A
N/A	0	0.00000000	0.00000000	0.00000000	0	0	0 N/A
	0	N/A	N/A	N/A	0	0	0 N/A
N/A	0	0.00000000	0.00000000	0.00000000	0	0	0 N/A
	0	0.00000000	0.00000000	0.00000000	0	0	0 N/A
	0	0.00000000	0.00000000	0.00000000	0	0	0 N/A
N/A	0	0.00000000	0.00000000	0.00000000	0	0	0 N/A
	0	N/A	N/A	N/A	0	0	0 N/A



Price Cap Tariff Review Plan  
Common Line Basket

BASE PERIOD DEMAND	RATES AT LAST PCI UPDATE	CURRENT RATES	PROPOSED RATES	BASE PERIOD DEMAND x RATES AT LAST PCI UPDATE	BASE PERIOD DEMAND x CURRENT RATES	BASE PERIOD DEMAND x PROPOSED RATES	INDEX RESULTS
(A)	(B)	(C)	(D)	(E)	(F)	(G)	(H)
	0	0.00000000	0.00000000	0.00000000	0	0	0 N/A
	0	0.00000000	0.00000000	0.00000000	0	0	0 N/A
	0	0.00000000	0.00000000	0.00000000	0	0	0 N/A
	0	25.00000000	25.00000000	25.00000000	0	0	0 N/A
N/A		N/A	N/A		0	0	0 N/A
	0	0.00000000	0.00000000	0.00000000	0	0	0 N/A
	0	0.00000000	0.00000000	0.00000000	0	0	0 N/A
	0	0.00000000	0.00000000	0.00000000	0	0	0 N/A
	0	0.00000000	0.00000000	0.00000000	0	0	0 N/A
	0	0.00000000	0.00000000	0.00000000	0	0	0 N/A
	0	0.00000000	0.00000000	0.00000000	0	0	0 N/A
	0	0.00000000	0.00000000	0.00000000	0	0	0 N/A
	0	0.00000000	0.00000000	0.00000000	0	0	0 N/A
	0	0.00000000	0.00000000	0.00000000	0	0	0 N/A
	0	0.00000000	0.00000000	0.00000000	0	0	0 N/A
	0	0.00000000	0.00000000	0.00000000	0	0	0 N/A
	0	0.00000000	0.00000000	0.00000000	0	0	0 N/A
	0	0.00000000	0.00000000	0.00000000	0	0	0 N/A
	0	0.00000000	0.00000000	0.00000000	0	0	0 N/A
	0	0.00000000	0.00000000	0.00000000	0	0	0 N/A
	0	0.00000000	0.00000000	0.00000000	0	0	0 N/A
	0	0.00000000	0.00000000	0.00000000	0	0	0 N/A
	0	0.00000000	0.00000000	0.00000000	0	0	0 N/A
	0	0.00000000	0.00000000	0.00000000	0	0	0 N/A
	0	0.00000000	0.00000000	0.00000000	0	0	0 N/A
	0	0.00000000	0.00000000	0.00000000	0	0	0 N/A
	0	0.00000000	0.00000000	0.00000000	0	0	0 N/A
	0	0.00000000	0.00000000	0.00000000	0	0	0 N/A
	0	0.00000000	0.00000000	0.00000000	0	0	0 N/A
	0	0.00000000	0.00000000	0.00000000	0	0	0 N/A
	0	0.00000000	0.00000000	0.00000000	0	0	0 N/A
	0	0.00000000	0.00000000	0.00000000	0	0	0 N/A
	0	0.00000000	0.00000000	0.00000000	0	0	0 N/A
	0	0.00000000	0.00000000	0.00000000	0	0	0 N/A
	0	0.00000000	0.00000000	0.00000000	0	0	0 N/A
	0	0.00000000	0.00000000	0.00000000	0	0	0 N/A
	0	0.00000000	0.00000000	0.00000000	0	0	0 N/A
	0	0.00000000	0.00000000	0.00000000	0	0	0 N/A
N/A		N/A	N/A		0	0	0 N/A
	0	0.00000000	0.00000000	0.00000000	0	0	0 N/A
N/A		N/A	N/A		0	0	0 N/A

Total





Price Cap Tariff Review Plan  
Common Line Basket

BASE PERIOD DEMAND	RATES AT LAST PCI UPDATE	CURRENT RATES	PROPOSED RATES	BASE PERIOD DEMAND x RATES AT LAST PCI UPDATE	BASE PERIOD DEMAND x CURRENT RATES	BASE PERIOD DEMAND x PROPOSED RATES	INDEX RESULTS
(A)	(B)	(C)	(D)	(E)	(F)	(G)	(H)
	0	0.00000000	0.00000000	0.00000000	0	0	0 N/A
	0	0.00000000	0.00000000	0.00000000	0	0	0 N/A
	0	0.00000000	0.00000000	0.00000000	0	0	0 N/A
N/A	0	25.00000000	25.00000000	25.00000000	0	0	0 N/A
	N/A	N/A	N/A	0	0	0	0 N/A
	0	0.00000000	0.00000000	0.00000000	0	0	0 N/A
	0	0.00000000	0.00000000	0.00000000	0	0	0 N/A
	0	0.00000000	0.00000000	0.00000000	0	0	0 N/A
	0	0.00000000	0.00000000	0.00000000	0	0	0 N/A
	0	0.00000000	0.00000000	0.00000000	0	0	0 N/A
	0	0.00000000	0.00000000	0.00000000	0	0	0 N/A
	0	0.00000000	0.00000000	0.00000000	0	0	0 N/A
	0	0.00000000	0.00000000	0.00000000	0	0	0 N/A
	0	0.00000000	0.00000000	0.00000000	0	0	0 N/A
	0	0.00000000	0.00000000	0.00000000	0	0	0 N/A
	0	0.00000000	0.00000000	0.00000000	0	0	0 N/A
	0	0.00000000	0.00000000	0.00000000	0	0	0 N/A
	0	0.00000000	0.00000000	0.00000000	0	0	0 N/A
	0	0.00000000	0.00000000	0.00000000	0	0	0 N/A
	0	0.00000000	0.00000000	0.00000000	0	0	0 N/A
	0	0.00000000	0.00000000	0.00000000	0	0	0 N/A
N/A	0	N/A	N/A	N/A	0	0	0 N/A
	0	0.00000000	0.00000000	0.00000000	0	0	0 N/A
N/A		N/A	N/A	N/A	0	0	0 N/A





BASE PERIOD DEMAND	RATES AT LAST PCI UPDATE	CURRENT RATES	PROPOSED RATES	BASE PERIOD DEMAND x RATES AT LAST PCI UPDATE	BASE PERIOD DEMAND x CURRENT RATES	BASE PERIOD DEMAND x PROPOSED RATES	INDEX RESULTS
(A)	(B)	(C)	(D)	(E)	(F)	(G)	(H)
	0	0.00000000	0.00000000	0.00000000	0	0	0 N/A
	0	0.00000000	0.00000000	0.00000000	0	0	0 N/A
	0	0.00000000	0.00000000	0.00000000	0	0	0 N/A
	0	25.00000000	25.00000000	25.00000000	0	0	0 N/A
N/A	N/A	N/A	N/A		0	0	0 N/A
	0	0.00000000	0.00000000	0.00000000	0	0	0 N/A
	0	0.00000000	0.00000000	0.00000000	0	0	0 N/A
	0	0.00000000	0.00000000	0.00000000	0	0	0 N/A
	0	0.00000000	0.00000000	0.00000000	0	0	0 N/A
	0	0.00000000	0.00000000	0.00000000	0	0	0 N/A
	0	0.00000000	0.00000000	0.00000000	0	0	0 N/A
	0	0.00000000	0.00000000	0.00000000	0	0	0 N/A
	0	0.00000000	0.00000000	0.00000000	0	0	0 N/A
	0	0.00000000	0.00000000	0.00000000	0	0	0 N/A
	0	0.00000000	0.00000000	0.00000000	0	0	0 N/A
	0	0.00000000	0.00000000	0.00000000	0	0	0 N/A
	0	0.00000000	0.00000000	0.00000000	0	0	0 N/A
	0	0.00000000	0.00000000	0.00000000	0	0	0 N/A
	0	0.00000000	0.00000000	0.00000000	0	0	0 N/A
	0	0.00000000	0.00000000	0.00000000	0	0	0 N/A
	0	0.00000000	0.00000000	0.00000000	0	0	0 N/A
N/A	N/A	N/A	N/A		0	0	0 N/A
	0	0.00000000	0.00000000	0.00000000	0	0	0 N/A
N/A	N/A	N/A	N/A		0	0	0 N/A

Total



BASE PERIOD DEMAND	RATES AT LAST PCI UPDATE	CURRENT RATES	PROPOSED RATES	BASE PERIOD DEMAND x RATES AT LAST PCI UPDATE	BASE PERIOD DEMAND x CURRENT RATES	BASE PERIOD DEMAND x PROPOSED RATES	INDEX RESULTS
(A)	(B)	(C)	(D)	(E)	(F)	(G)	(H)
	0	0.00000000	0.00000000	0.00000000	0	0	0 N/A
	0	0.00000000	0.00000000	0.00000000	0	0	0 N/A
	0	0.00000000	0.00000000	0.00000000	0	0	0 N/A
	0	25.00000000	25.00000000	25.00000000	0	0	0 N/A
N/A		N/A	N/A	N/A	0	0	0 N/A
	0	0.00000000	0.00000000	0.00000000	0	0	0 N/A
	0	0.00000000	0.00000000	0.00000000	0	0	0 N/A
	0	0.00000000	0.00000000	0.00000000	0	0	0 N/A
	0	0.00000000	0.00000000	0.00000000	0	0	0 N/A
	0	0.00000000	0.00000000	0.00000000	0	0	0 N/A
	0	0.00000000	0.00000000	0.00000000	0	0	0 N/A
	0	0.00000000	0.00000000	0.00000000	0	0	0 N/A
	0	0.00000000	0.00000000	0.00000000	0	0	0 N/A
	0	0.00000000	0.00000000	0.00000000	0	0	0 N/A
	0	0.00000000	0.00000000	0.00000000	0	0	0 N/A
	0	0.00000000	0.00000000	0.00000000	0	0	0 N/A
	0	0.00000000	0.00000000	0.00000000	0	0	0 N/A
	0	0.00000000	0.00000000	0.00000000	0	0	0 N/A
	0	0.00000000	0.00000000	0.00000000	0	0	0 N/A
	0	0.00000000	0.00000000	0.00000000	0	0	0 N/A
	0	0.00000000	0.00000000	0.00000000	0	0	0 N/A
	0	0.00000000	0.00000000	0.00000000	0	0	0 N/A
	0	0.00000000	0.00000000	0.00000000	0	0	0 N/A
	0	0.00000000	0.00000000	0.00000000	0	0	0 N/A
	0	0.00000000	0.00000000	0.00000000	0	0	0 N/A
	0	0.00000000	0.00000000	0.00000000	0	0	0 N/A
	0	0.00000000	0.00000000	0.00000000	0	0	0 N/A
	0	0.00000000	0.00000000	0.00000000	0	0	0 N/A
	0	0.00000000	0.00000000	0.00000000	0	0	0 N/A
	0	0.00000000	0.00000000	0.00000000	0	0	0 N/A
	0	0.00000000	0.00000000	0.00000000	0	0	0 N/A
N/A		N/A	N/A	N/A	0	0	0 N/A
	0	0.00000000	0.00000000	0.00000000	0	0	0 N/A
	0	0.00000000	0.00000000	0.00000000	0	0	0 N/A
	0	0.00000000	0.00000000	0.00000000	0	0	0 N/A
	0	0.00000000	0.00000000	0.00000000	0	0	0 N/A
N/A		N/A	N/A	N/A	0	0	0 N/A



Price Cap Tariff Review Plan  
Common Line Basket

BASE PERIOD DEMAND	RATES AT LAST PCI UPDATE	CURRENT RATES	PROPOSED RATES	BASE PERIOD DEMAND x RATES AT LAST PCI UPDATE	BASE PERIOD DEMAND x CURRENT RATES	BASE PERIOD DEMAND x PROPOSED RATES	INDEX RESULTS
(A)	(B)	(C)	(D)	(E)	(F)	(G)	(H)
	0	0.00000000	0.00000000	0	0	0	N/A
	0	0.00000000	0.00000000	0	0	0	N/A
	0	0.00000000	0.00000000	0	0	0	N/A
N/A	0	25.00000000	25.00000000	0	0	0	N/A
	N/A	N/A	N/A	0	0	0	N/A
	0	0.00000000	0.00000000	0	0	0	N/A
	0	0.00000000	0.00000000	0	0	0	N/A
	0	0.00000000	0.00000000	0	0	0	N/A
	0	0.00000000	0.00000000	0	0	0	N/A
	0	0.00000000	0.00000000	0	0	0	N/A
	0	0.00000000	0.00000000	0	0	0	N/A
	0	0.00000000	0.00000000	0	0	0	N/A
	0	0.00000000	0.00000000	0	0	0	N/A
	0	0.00000000	0.00000000	0	0	0	N/A
	0	0.00000000	0.00000000	0	0	0	N/A
	0	0.00000000	0.00000000	0	0	0	N/A
	0	0.00000000	0.00000000	0	0	0	N/A
	0	0.00000000	0.00000000	0	0	0	N/A
	0	0.00000000	0.00000000	0	0	0	N/A
	0	0.00000000	0.00000000	0	0	0	N/A
	0	0.00000000	0.00000000	0	0	0	N/A
N/A	0	0.00000000	0.00000000	0	0	0	N/A
	N/A	N/A	N/A	0	0	0	N/A
N/A		N/A	N/A	0	0	0	N/A

Total





Price Cap Tariff Review Plan  
Common Line Basket

BASE PERIOD DEMAND	RATES AT LAST PCI UPDATE	CURRENT RATES	PROPOSED RATES	BASE PERIOD DEMAND x RATES AT LAST PCI UPDATE	BASE PERIOD DEMAND x CURRENT RATES	BASE PERIOD DEMAND x PROPOSED RATES	INDEX RESULTS
(A)	(B)	(C)	(D)	(E)	(F)	(G)	(H)
	0	0.00000000	0.00000000	0.00000000	0	0	0 N/A
	0	0.00000000	0.00000000	0.00000000	0	0	0 N/A
	0	0.00000000	0.00000000	0.00000000	0	0	0 N/A
	0	25.00000000	25.00000000	25.00000000	0	0	0 N/A
N/A		N/A	N/A		0	0	0 N/A
	0	0.00000000	0.00000000	0.00000000	0	0	0 N/A
	0	0.00000000	0.00000000	0.00000000	0	0	0 N/A
	0	0.00000000	0.00000000	0.00000000	0	0	0 N/A
	0	0.00000000	0.00000000	0.00000000	0	0	0 N/A
	0	0.00000000	0.00000000	0.00000000	0	0	0 N/A
	0	0.00000000	0.00000000	0.00000000	0	0	0 N/A
	0	0.00000000	0.00000000	0.00000000	0	0	0 N/A
	0	0.00000000	0.00000000	0.00000000	0	0	0 N/A
	0	0.00000000	0.00000000	0.00000000	0	0	0 N/A
	0	0.00000000	0.00000000	0.00000000	0	0	0 N/A
	0	0.00000000	0.00000000	0.00000000	0	0	0 N/A
	0	0.00000000	0.00000000	0.00000000	0	0	0 N/A
	0	0.00000000	0.00000000	0.00000000	0	0	0 N/A
	0	0.00000000	0.00000000	0.00000000	0	0	0 N/A
	0	0.00000000	0.00000000	0.00000000	0	0	0 N/A
	0	0.00000000	0.00000000	0.00000000	0	0	0 N/A
N/A	0	N/A	N/A	N/A	0	0	0 N/A
	0	0.00000000	0.00000000	0.00000000	0	0	0 N/A
N/A		N/A	N/A		0	0	0 N/A





BASE PERIOD DEMAND	RATES AT LAST PCI UPDATE	CURRENT RATES	PROPOSED RATES	BASE PERIOD DEMAND x RATES AT LAST PCI UPDATE	BASE PERIOD DEMAND x CURRENT RATES	BASE PERIOD DEMAND x PROPOSED RATES	INDEX RESULTS
(A)	(B)	(C)	(D)	(E)	(F)	(G)	(H)
	0	0.00000000	0.00000000	0.00000000	0	0	0 N/A
	0	0.00000000	0.00000000	0.00000000	0	0	0 N/A
	0	0.00000000	0.00000000	0.00000000	0	0	0 N/A
	0	25.00000000	25.00000000	25.00000000	0	0	0 N/A
N/A	N/A	N/A	N/A	0	0	0	0 N/A
	0	0.00000000	0.00000000	0.00000000	0	0	0 N/A
	0	0.00000000	0.00000000	0.00000000	0	0	0 N/A
	0	0.00000000	0.00000000	0.00000000	0	0	0 N/A
	0	0.00000000	0.00000000	0.00000000	0	0	0 N/A
	0	0.00000000	0.00000000	0.00000000	0	0	0 N/A
	0	0.00000000	0.00000000	0.00000000	0	0	0 N/A
	0	0.00000000	0.00000000	0.00000000	0	0	0 N/A
	0	0.00000000	0.00000000	0.00000000	0	0	0 N/A
	0	0.00000000	0.00000000	0.00000000	0	0	0 N/A
	0	0.00000000	0.00000000	0.00000000	0	0	0 N/A
	0	0.00000000	0.00000000	0.00000000	0	0	0 N/A
	0	0.00000000	0.00000000	0.00000000	0	0	0 N/A
	0	0.00000000	0.00000000	0.00000000	0	0	0 N/A
	0	0.00000000	0.00000000	0.00000000	0	0	0 N/A
	0	0.00000000	0.00000000	0.00000000	0	0	0 N/A
	0	0.00000000	0.00000000	0.00000000	0	0	0 N/A
	0	0.00000000	0.00000000	0.00000000	0	0	0 N/A
N/A	N/A	N/A	N/A	0	0	0	0 N/A
	0	0.00000000	0.00000000	0.00000000	0	0	0 N/A
N/A	N/A	N/A	N/A	0	0	0	0 N/A

Total



BASE PERIOD DEMAND	RATES AT LAST PCI UPDATE	CURRENT RATES	PROPOSED RATES	BASE PERIOD DEMAND x RATES AT LAST PCI UPDATE	BASE PERIOD DEMAND x CURRENT RATES	BASE PERIOD DEMAND x PROPOSED RATES	INDEX RESULTS
(A)	(B)	(C)	(D)	(E)	(F)	(G)	(H)
	0	0.00000000	0.00000000	0.00000000	0	0	0 N/A
	0	0.00000000	0.00000000	0.00000000	0	0	0 N/A
	0	0.00000000	0.00000000	0.00000000	0	0	0 N/A
	0	25.00000000	25.00000000	25.00000000	0	0	0 N/A
N/A	N/A	N/A	N/A		0	0	0 N/A
	0	0.00000000	0.00000000	0.00000000	0	0	0 N/A
	0	0.00000000	0.00000000	0.00000000	0	0	0 N/A
	0	0.00000000	0.00000000	0.00000000	0	0	0 N/A
	0	0.00000000	0.00000000	0.00000000	0	0	0 N/A
	0	0.00000000	0.00000000	0.00000000	0	0	0 N/A
	0	0.00000000	0.00000000	0.00000000	0	0	0 N/A
	0	0.00000000	0.00000000	0.00000000	0	0	0 N/A
	0	0.00000000	0.00000000	0.00000000	0	0	0 N/A
	0	0.00000000	0.00000000	0.00000000	0	0	0 N/A
	0	0.00000000	0.00000000	0.00000000	0	0	0 N/A
	0	0.00000000	0.00000000	0.00000000	0	0	0 N/A
	0	0.00000000	0.00000000	0.00000000	0	0	0 N/A
	0	0.00000000	0.00000000	0.00000000	0	0	0 N/A
	0	0.00000000	0.00000000	0.00000000	0	0	0 N/A
	0	0.00000000	0.00000000	0.00000000	0	0	0 N/A
	0	0.00000000	0.00000000	0.00000000	0	0	0 N/A
	0	0.00000000	0.00000000	0.00000000	0	0	0 N/A
	0	0.00000000	0.00000000	0.00000000	0	0	0 N/A
	0	0.00000000	0.00000000	0.00000000	0	0	0 N/A
	0	0.00000000	0.00000000	0.00000000	0	0	0 N/A
N/A	N/A	N/A	N/A		0	0	0 N/A
	0	0.00000000	0.00000000	0.00000000	0	0	0 N/A
	0	0.00000000	0.00000000	0.00000000	0	0	0 N/A
	0	0.00000000	0.00000000	0.00000000	0	0	0 N/A
	0	0.00000000	0.00000000	0.00000000	0	0	0 N/A
N/A	N/A	N/A	N/A		0	0	0 N/A



Price Cap Tariff Review Plan  
Common Line Basket

BASE PERIOD DEMAND	RATES AT LAST PCI UPDATE	CURRENT RATES	PROPOSED RATES	BASE PERIOD DEMAND x RATES AT LAST PCI UPDATE	BASE PERIOD DEMAND x CURRENT RATES	BASE PERIOD DEMAND x PROPOSED RATES	INDEX RESULTS
(A)	(B)	(C)	(D)	(E)	(F)	(G)	(H)
	0	0.00000000	0.00000000	0.00000000	0	0	0 N/A
	0	0.00000000	0.00000000	0.00000000	0	0	0 N/A
	0	0.00000000	0.00000000	0.00000000	0	0	0 N/A
	0	25.00000000	25.00000000	25.00000000	0	0	0 N/A
N/A	N/A	N/A	N/A	0	0	0	0 N/A
	0	0.00000000	0.00000000	0.00000000	0	0	0 N/A
	0	0.00000000	0.00000000	0.00000000	0	0	0 N/A
	0	0.00000000	0.00000000	0.00000000	0	0	0 N/A
	0	0.00000000	0.00000000	0.00000000	0	0	0 N/A
	0	0.00000000	0.00000000	0.00000000	0	0	0 N/A
	0	0.00000000	0.00000000	0.00000000	0	0	0 N/A
	0	0.00000000	0.00000000	0.00000000	0	0	0 N/A
	0	0.00000000	0.00000000	0.00000000	0	0	0 N/A
	0	0.00000000	0.00000000	0.00000000	0	0	0 N/A
	0	0.00000000	0.00000000	0.00000000	0	0	0 N/A
	0	0.00000000	0.00000000	0.00000000	0	0	0 N/A
	0	0.00000000	0.00000000	0.00000000	0	0	0 N/A
	0	0.00000000	0.00000000	0.00000000	0	0	0 N/A
	0	0.00000000	0.00000000	0.00000000	0	0	0 N/A
	0	0.00000000	0.00000000	0.00000000	0	0	0 N/A
	0	0.00000000	0.00000000	0.00000000	0	0	0 N/A
	0	0.00000000	0.00000000	0.00000000	0	0	0 N/A
	0	0.00000000	0.00000000	0.00000000	0	0	0 N/A
	0	0.00000000	0.00000000	0.00000000	0	0	0 N/A
N/A	N/A	N/A	N/A	0	0	0	0 N/A
	0	0.00000000	0.00000000	0.00000000	0	0	0 N/A
N/A	N/A	N/A	N/A	0	0	0	0 N/A

Total





Price Cap Tariff Review Plan  
Common Line Basket

BASE PERIOD DEMAND	RATES AT LAST PCI UPDATE	CURRENT RATES	PROPOSED RATES	BASE PERIOD DEMAND x RATES AT LAST PCI UPDATE	BASE PERIOD DEMAND x CURRENT RATES	BASE PERIOD DEMAND x PROPOSED RATES	INDEX RESULTS
(A)	(B)	(C)	(D)	(E)	(F)	(G)	(H)
	0	0.00000000	0.00000000	0.00000000	0	0	0 N/A
	0	0.00000000	0.00000000	0.00000000	0	0	0 N/A
	0	0.00000000	0.00000000	0.00000000	0	0	0 N/A
	0	25.00000000	25.00000000	25.00000000	0	0	0 N/A
N/A	N/A	N/A	N/A	0	0	0	0 N/A
	0	0.00000000	0.00000000	0.00000000	0	0	0 N/A
	0	0.00000000	0.00000000	0.00000000	0	0	0 N/A
	0	0.00000000	0.00000000	0.00000000	0	0	0 N/A
	0	0.00000000	0.00000000	0.00000000	0	0	0 N/A
	0	0.00000000	0.00000000	0.00000000	0	0	0 N/A
	0	0.00000000	0.00000000	0.00000000	0	0	0 N/A
	0	0.00000000	0.00000000	0.00000000	0	0	0 N/A
	0	0.00000000	0.00000000	0.00000000	0	0	0 N/A
	0	0.00000000	0.00000000	0.00000000	0	0	0 N/A
	0	0.00000000	0.00000000	0.00000000	0	0	0 N/A
	0	0.00000000	0.00000000	0.00000000	0	0	0 N/A
	0	0.00000000	0.00000000	0.00000000	0	0	0 N/A
	0	0.00000000	0.00000000	0.00000000	0	0	0 N/A
	0	0.00000000	0.00000000	0.00000000	0	0	0 N/A
	0	0.00000000	0.00000000	0.00000000	0	0	0 N/A
	0	0.00000000	0.00000000	0.00000000	0	0	0 N/A
	0	0.00000000	0.00000000	0.00000000	0	0	0 N/A
	0	0.00000000	0.00000000	0.00000000	0	0	0 N/A
	0	0.00000000	0.00000000	0.00000000	0	0	0 N/A
	0	0.00000000	0.00000000	0.00000000	0	0	0 N/A
	0	0.00000000	0.00000000	0.00000000	0	0	0 N/A
	0	0.00000000	0.00000000	0.00000000	0	0	0 N/A
	0	0.00000000	0.00000000	0.00000000	0	0	0 N/A
	0	0.00000000	0.00000000	0.00000000	0	0	0 N/A
N/A	N/A	N/A	N/A	0	0	0	0 N/A
	0	0.00000000	0.00000000	0.00000000	0	0	0 N/A
	0	0.00000000	0.00000000	0.00000000	0	0	0 N/A
N/A	N/A	N/A	N/A	0	0	0	0 N/A





BASE PERIOD DEMAND	RATES AT LAST PCI UPDATE	CURRENT RATES	PROPOSED RATES	BASE PERIOD DEMAND x RATES AT LAST PCI UPDATE	BASE PERIOD DEMAND x CURRENT RATES	BASE PERIOD DEMAND x PROPOSED RATES	INDEX RESULTS
(A)	(B)	(C)	(D)	(E)	(F)	(G)	(H)
	0	0.00000000	0.00000000	0.00000000	0	0	0 N/A
	0	0.00000000	0.00000000	0.00000000	0	0	0 N/A
	0	0.00000000	0.00000000	0.00000000	0	0	0 N/A
N/A	0	25.00000000	25.00000000	25.00000000	0	0	0 N/A
	N/A	N/A	N/A	0	0	0	0 N/A
	0	0.00000000	0.00000000	0.00000000	0	0	0 N/A
	0	0.00000000	0.00000000	0.00000000	0	0	0 N/A
	0	0.00000000	0.00000000	0.00000000	0	0	0 N/A
	0	0.00000000	0.00000000	0.00000000	0	0	0 N/A
	0	0.00000000	0.00000000	0.00000000	0	0	0 N/A
	0	0.00000000	0.00000000	0.00000000	0	0	0 N/A
	0	0.00000000	0.00000000	0.00000000	0	0	0 N/A
	0	0.00000000	0.00000000	0.00000000	0	0	0 N/A
	0	0.00000000	0.00000000	0.00000000	0	0	0 N/A
	0	0.00000000	0.00000000	0.00000000	0	0	0 N/A
	0	0.00000000	0.00000000	0.00000000	0	0	0 N/A
	0	0.00000000	0.00000000	0.00000000	0	0	0 N/A
	0	0.00000000	0.00000000	0.00000000	0	0	0 N/A
N/A	0	N/A	N/A	N/A	0	0	0 N/A
	0	0.00000000	0.00000000	0.00000000	0	0	0 N/A
N/A	N/A	N/A	N/A	0	0	0	0 N/A

Total



BASE PERIOD DEMAND	RATES AT LAST PCI UPDATE	CURRENT RATES	PROPOSED RATES	BASE PERIOD DEMAND x RATES AT LAST PCI UPDATE	BASE PERIOD DEMAND x CURRENT RATES	BASE PERIOD DEMAND x PROPOSED RATES	INDEX RESULTS
(A)	(B)	(C)	(D)	(E)	(F)	(G)	(H)
	0	0.00000000	0.00000000	0.00000000	0	0	0 N/A
	0	0.00000000	0.00000000	0.00000000	0	0	0 N/A
	0	0.00000000	0.00000000	0.00000000	0	0	0 N/A
N/A	0	25.00000000	25.00000000	25.00000000	0	0	0 N/A
	N/A	N/A	N/A		0	0	0 N/A
	0	0.00000000	0.00000000	0.00000000	0	0	0 N/A
	0	0.00000000	0.00000000	0.00000000	0	0	0 N/A
	0	0.00000000	0.00000000	0.00000000	0	0	0 N/A
	0	0.00000000	0.00000000	0.00000000	0	0	0 N/A
	0	0.00000000	0.00000000	0.00000000	0	0	0 N/A
	0	0.00000000	0.00000000	0.00000000	0	0	0 N/A
	0	0.00000000	0.00000000	0.00000000	0	0	0 N/A
	0	0.00000000	0.00000000	0.00000000	0	0	0 N/A
	0	0.00000000	0.00000000	0.00000000	0	0	0 N/A
	0	0.00000000	0.00000000	0.00000000	0	0	0 N/A
	0	0.00000000	0.00000000	0.00000000	0	0	0 N/A
	0	0.00000000	0.00000000	0.00000000	0	0	0 N/A
	0	0.00000000	0.00000000	0.00000000	0	0	0 N/A
	0	0.00000000	0.00000000	0.00000000	0	0	0 N/A
	0	0.00000000	0.00000000	0.00000000	0	0	0 N/A
N/A	0	N/A	N/A	N/A	0	0	0 N/A
	0	0.00000000	0.00000000	0.00000000	0	0	0 N/A
N/A	N/A	N/A	N/A		0	0	0 N/A









Price Cap Tariff Review Plan  
Common Line Basket

BASE PERIOD DEMAND	RATES AT LAST PCI UPDATE	CURRENT RATES	PROPOSED RATES	BASE PERIOD DEMAND x RATES AT LAST PCI UPDATE	BASE PERIOD DEMAND x CURRENT RATES	BASE PERIOD DEMAND x PROPOSED RATES	INDEX RESULTS
(A)	(B)	(C)	(D)	(E)	(F)	(G)	(H)
	0	0.00000000	0.00000000	0.00000000	0	0	0 N/A
	0	0.00000000	0.00000000	0.00000000	0	0	0 N/A
	0	0.00000000	0.00000000	0.00000000	0	0	0 N/A
	0	25.00000000	25.00000000	25.00000000	0	0	0 N/A
N/A	N/A	N/A	N/A	0	0	0	0 N/A
	0	0.00000000	0.00000000	0.00000000	0	0	0 N/A
	0	0.00000000	0.00000000	0.00000000	0	0	0 N/A
	0	0.00000000	0.00000000	0.00000000	0	0	0 N/A
	0	0.00000000	0.00000000	0.00000000	0	0	0 N/A
	0	0.00000000	0.00000000	0.00000000	0	0	0 N/A
	0	0.00000000	0.00000000	0.00000000	0	0	0 N/A
	0	0.00000000	0.00000000	0.00000000	0	0	0 N/A
	0	0.00000000	0.00000000	0.00000000	0	0	0 N/A
	0	0.00000000	0.00000000	0.00000000	0	0	0 N/A
	0	0.00000000	0.00000000	0.00000000	0	0	0 N/A
	0	0.00000000	0.00000000	0.00000000	0	0	0 N/A
	0	0.00000000	0.00000000	0.00000000	0	0	0 N/A
	0	0.00000000	0.00000000	0.00000000	0	0	0 N/A
	0	0.00000000	0.00000000	0.00000000	0	0	0 N/A
	0	0.00000000	0.00000000	0.00000000	0	0	0 N/A
	0	0.00000000	0.00000000	0.00000000	0	0	0 N/A
	0	0.00000000	0.00000000	0.00000000	0	0	0 N/A
	0	0.00000000	0.00000000	0.00000000	0	0	0 N/A
	0	0.00000000	0.00000000	0.00000000	0	0	0 N/A
	0	0.00000000	0.00000000	0.00000000	0	0	0 N/A
N/A	N/A	N/A	N/A	0	0	0	0 N/A
	0	0.00000000	0.00000000	0.00000000	0	0	0 N/A
	0	0.00000000	0.00000000	0.00000000	0	0	0 N/A
N/A	N/A	N/A	N/A	0	0	0	0 N/A





BASE PERIOD DEMAND	RATES AT LAST PCI UPDATE	CURRENT RATES	PROPOSED RATES	BASE PERIOD DEMAND x RATES AT LAST PCI UPDATE	BASE PERIOD DEMAND x CURRENT RATES	BASE PERIOD DEMAND x PROPOSED RATES	INDEX RESULTS
(A)	(B)	(C)	(D)	(E)	(F)	(G)	(H)
	0	0.00000000	0.00000000	0.00000000	0	0	0 N/A
	0	0.00000000	0.00000000	0.00000000	0	0	0 N/A
	0	0.00000000	0.00000000	0.00000000	0	0	0 N/A
	0	25.00000000	25.00000000	25.00000000	0	0	0 N/A
N/A		N/A	N/A	N/A	0	0	0 N/A
	0	0.00000000	0.00000000	0.00000000	0	0	0 N/A
	0	0.00000000	0.00000000	0.00000000	0	0	0 N/A
	0	0.00000000	0.00000000	0.00000000	0	0	0 N/A
	0	0.00000000	0.00000000	0.00000000	0	0	0 N/A
	0	0.00000000	0.00000000	0.00000000	0	0	0 N/A
	0	0.00000000	0.00000000	0.00000000	0	0	0 N/A
	0	0.00000000	0.00000000	0.00000000	0	0	0 N/A
	0	0.00000000	0.00000000	0.00000000	0	0	0 N/A
	0	0.00000000	0.00000000	0.00000000	0	0	0 N/A
	0	0.00000000	0.00000000	0.00000000	0	0	0 N/A
	0	0.00000000	0.00000000	0.00000000	0	0	0 N/A
	0	0.00000000	0.00000000	0.00000000	0	0	0 N/A
	0	0.00000000	0.00000000	0.00000000	0	0	0 N/A
	0	0.00000000	0.00000000	0.00000000	0	0	0 N/A
	0	0.00000000	0.00000000	0.00000000	0	0	0 N/A
	0	0.00000000	0.00000000	0.00000000	0	0	0 N/A
	0	0.00000000	0.00000000	0.00000000	0	0	0 N/A
	0	0.00000000	0.00000000	0.00000000	0	0	0 N/A
	0	0.00000000	0.00000000	0.00000000	0	0	0 N/A
	0	0.00000000	0.00000000	0.00000000	0	0	0 N/A
N/A		N/A	N/A	N/A	0	0	0 N/A
	0	0.00000000	0.00000000	0.00000000	0	0	0 N/A
N/A		N/A	N/A	N/A	0	0	0 N/A

Total



BASE PERIOD DEMAND	RATES AT LAST PCI UPDATE	CURRENT RATES	PROPOSED RATES	BASE PERIOD DEMAND x RATES AT LAST PCI UPDATE	BASE PERIOD DEMAND x CURRENT RATES	BASE PERIOD DEMAND x PROPOSED RATES	INDEX RESULTS
(A)	(B)	(C)	(D)	(E)	(F)	(G)	(H)
	0	0.00000000	0.00000000	0.00000000	0	0	0 N/A
	0	0.00000000	0.00000000	0.00000000	0	0	0 N/A
	0	0.00000000	0.00000000	0.00000000	0	0	0 N/A
N/A	0	25.00000000	25.00000000	25.00000000	0	0	0 N/A
		N/A	N/A	N/A	0	0	0 N/A
	0	0.00000000	0.00000000	0.00000000	0	0	0 N/A
	0	0.00000000	0.00000000	0.00000000	0	0	0 N/A
	0	0.00000000	0.00000000	0.00000000	0	0	0 N/A
	0	0.00000000	0.00000000	0.00000000	0	0	0 N/A
	0	0.00000000	0.00000000	0.00000000	0	0	0 N/A
	0	0.00000000	0.00000000	0.00000000	0	0	0 N/A
	0	0.00000000	0.00000000	0.00000000	0	0	0 N/A
	0	0.00000000	0.00000000	0.00000000	0	0	0 N/A
	0	0.00000000	0.00000000	0.00000000	0	0	0 N/A
	0	0.00000000	0.00000000	0.00000000	0	0	0 N/A
	0	0.00000000	0.00000000	0.00000000	0	0	0 N/A
	0	0.00000000	0.00000000	0.00000000	0	0	0 N/A
	0	0.00000000	0.00000000	0.00000000	0	0	0 N/A
	0	0.00000000	0.00000000	0.00000000	0	0	0 N/A
	0	0.00000000	0.00000000	0.00000000	0	0	0 N/A
	0	0.00000000	0.00000000	0.00000000	0	0	0 N/A
N/A	0	N/A	N/A	N/A	0	0	0 N/A
	0	0.00000000	0.00000000	0.00000000	0	0	0 N/A
N/A		N/A	N/A	N/A	0	0	0 N/A



Price Cap Tariff Review Plan  
Common Line Basket

BASE PERIOD DEMAND	RATES AT LAST PCI UPDATE	CURRENT RATES	PROPOSED RATES	BASE PERIOD DEMAND x RATES AT LAST PCI UPDATE	BASE PERIOD DEMAND x CURRENT RATES	BASE PERIOD DEMAND x PROPOSED RATES	INDEX RESULTS
(A)	(B)	(C)	(D)	(E)	(F)	(G)	(H)
	0	0.00000000	0.00000000	0.00000000	0	0	0 N/A
	0	0.00000000	0.00000000	0.00000000	0	0	0 N/A
	0	0.00000000	0.00000000	0.00000000	0	0	0 N/A
	0	25.00000000	25.00000000	25.00000000	0	0	0 N/A
N/A	N/A	N/A	N/A		0	0	0 N/A
	0	0.00000000	0.00000000	0.00000000	0	0	0 N/A
	0	0.00000000	0.00000000	0.00000000	0	0	0 N/A
	0	0.00000000	0.00000000	0.00000000	0	0	0 N/A
	0	0.00000000	0.00000000	0.00000000	0	0	0 N/A
	0	0.00000000	0.00000000	0.00000000	0	0	0 N/A
	0	0.00000000	0.00000000	0.00000000	0	0	0 N/A
	0	0.00000000	0.00000000	0.00000000	0	0	0 N/A
	0	0.00000000	0.00000000	0.00000000	0	0	0 N/A
	0	0.00000000	0.00000000	0.00000000	0	0	0 N/A
	0	0.00000000	0.00000000	0.00000000	0	0	0 N/A
	0	0.00000000	0.00000000	0.00000000	0	0	0 N/A
	0	0.00000000	0.00000000	0.00000000	0	0	0 N/A
	0	0.00000000	0.00000000	0.00000000	0	0	0 N/A
	0	0.00000000	0.00000000	0.00000000	0	0	0 N/A
	0	0.00000000	0.00000000	0.00000000	0	0	0 N/A
N/A	N/A	N/A	N/A		0	0	0 N/A
	0	0.00000000	0.00000000	0.00000000	0	0	0 N/A
N/A	N/A	N/A	N/A		0	0	0 N/A

Total





Price Cap Tariff Review Plan  
Common Line Basket

BASE PERIOD DEMAND	RATES AT LAST PCI UPDATE	CURRENT RATES	PROPOSED RATES	BASE PERIOD DEMAND x RATES AT LAST PCI UPDATE	BASE PERIOD DEMAND x CURRENT RATES	BASE PERIOD DEMAND x PROPOSED RATES	INDEX RESULTS
(A)	(B)	(C)	(D)	(E)	(F)	(G)	(H)
	0	0.00000000	0.00000000	0.00000000	0	0	0 N/A
	0	0.00000000	0.00000000	0.00000000	0	0	0 N/A
	0	0.00000000	0.00000000	0.00000000	0	0	0 N/A
N/A	0	25.00000000	25.00000000	25.00000000	0	0	0 N/A
	N/A	N/A	N/A	0	0	0	0 N/A
	0	0.00000000	0.00000000	0.00000000	0	0	0 N/A
	0	0.00000000	0.00000000	0.00000000	0	0	0 N/A
	0	0.00000000	0.00000000	0.00000000	0	0	0 N/A
	0	0.00000000	0.00000000	0.00000000	0	0	0 N/A
	0	0.00000000	0.00000000	0.00000000	0	0	0 N/A
	0	0.00000000	0.00000000	0.00000000	0	0	0 N/A
	0	0.00000000	0.00000000	0.00000000	0	0	0 N/A
	0	0.00000000	0.00000000	0.00000000	0	0	0 N/A
	0	0.00000000	0.00000000	0.00000000	0	0	0 N/A
	0	0.00000000	0.00000000	0.00000000	0	0	0 N/A
	0	0.00000000	0.00000000	0.00000000	0	0	0 N/A
	0	0.00000000	0.00000000	0.00000000	0	0	0 N/A
	0	0.00000000	0.00000000	0.00000000	0	0	0 N/A
	0	0.00000000	0.00000000	0.00000000	0	0	0 N/A
	0	0.00000000	0.00000000	0.00000000	0	0	0 N/A
	0	0.00000000	0.00000000	0.00000000	0	0	0 N/A
N/A	0	N/A	N/A	N/A	0	0	0 N/A
	0	0.00000000	0.00000000	0.00000000	0	0	0 N/A
N/A	N/A	N/A	N/A	0	0	0	0 N/A





BASE PERIOD DEMAND	RATES AT LAST PCI UPDATE	CURRENT RATES	PROPOSED RATES	BASE PERIOD DEMAND x RATES AT LAST PCI UPDATE	BASE PERIOD DEMAND x CURRENT RATES	BASE PERIOD DEMAND x PROPOSED RATES	INDEX RESULTS
(A)	(B)	(C)	(D)	(E)	(F)	(G)	(H)
	0	0.00000000	0.00000000	0.00000000	0	0	N/A
	0	0.00000000	0.00000000	0.00000000	0	0	N/A
	0	0.00000000	0.00000000	0.00000000	0	0	N/A
	0	25.00000000	25.00000000	25.00000000	0	0	N/A
N/A	N/A	N/A	N/A		0	0	N/A
	0	0.00000000	0.00000000	0.00000000	0	0	N/A
	0	0.00000000	0.00000000	0.00000000	0	0	N/A
	0	0.00000000	0.00000000	0.00000000	0	0	N/A
	0	0.00000000	0.00000000	0.00000000	0	0	N/A
	0	0.00000000	0.00000000	0.00000000	0	0	N/A
	0	0.00000000	0.00000000	0.00000000	0	0	N/A
	0	0.00000000	0.00000000	0.00000000	0	0	N/A
	0	0.00000000	0.00000000	0.00000000	0	0	N/A
	0	0.00000000	0.00000000	0.00000000	0	0	N/A
	0	0.00000000	0.00000000	0.00000000	0	0	N/A
	0	0.00000000	0.00000000	0.00000000	0	0	N/A
	0	0.00000000	0.00000000	0.00000000	0	0	N/A
	0	0.00000000	0.00000000	0.00000000	0	0	N/A
	0	0.00000000	0.00000000	0.00000000	0	0	N/A
	0	0.00000000	0.00000000	0.00000000	0	0	N/A
	0	0.00000000	0.00000000	0.00000000	0	0	N/A
	0	0.00000000	0.00000000	0.00000000	0	0	N/A
N/A	N/A	N/A	N/A		0	0	N/A
	0	0.00000000	0.00000000	0.00000000	0	0	N/A
N/A	N/A	N/A	N/A		0	0	N/A

Total



BASE PERIOD DEMAND	RATES AT LAST PCI UPDATE	CURRENT RATES	PROPOSED RATES	BASE PERIOD DEMAND x RATES AT LAST PCI UPDATE	BASE PERIOD DEMAND x CURRENT RATES	BASE PERIOD DEMAND x PROPOSED RATES	INDEX RESULTS
(A)	(B)	(C)	(D)	(E)	(F)	(G)	(H)
	0	0.00000000	0.00000000	0.00000000	0	0	0 N/A
	0	0.00000000	0.00000000	0.00000000	0	0	0 N/A
	0	0.00000000	0.00000000	0.00000000	0	0	0 N/A
	0	25.00000000	25.00000000	25.00000000	0	0	0 N/A
N/A		N/A	N/A	N/A	0	0	0 N/A
	0	0.00000000	0.00000000	0.00000000	0	0	0 N/A
	0	0.00000000	0.00000000	0.00000000	0	0	0 N/A
	0	0.00000000	0.00000000	0.00000000	0	0	0 N/A
	0	0.00000000	0.00000000	0.00000000	0	0	0 N/A
	0	0.00000000	0.00000000	0.00000000	0	0	0 N/A
	0	0.00000000	0.00000000	0.00000000	0	0	0 N/A
	0	0.00000000	0.00000000	0.00000000	0	0	0 N/A
	0	0.00000000	0.00000000	0.00000000	0	0	0 N/A
	0	0.00000000	0.00000000	0.00000000	0	0	0 N/A
	0	0.00000000	0.00000000	0.00000000	0	0	0 N/A
	0	0.00000000	0.00000000	0.00000000	0	0	0 N/A
	0	0.00000000	0.00000000	0.00000000	0	0	0 N/A
	0	0.00000000	0.00000000	0.00000000	0	0	0 N/A
	0	0.00000000	0.00000000	0.00000000	0	0	0 N/A
	0	0.00000000	0.00000000	0.00000000	0	0	0 N/A
N/A		N/A	N/A	N/A	0	0	0 N/A
	0	0.00000000	0.00000000	0.00000000	0	0	0 N/A
N/A		N/A	N/A	N/A	0	0	0 N/A



Price Cap Tariff Review Plan  
Common Line Basket

BASE PERIOD DEMAND	RATES AT LAST PCI UPDATE	CURRENT RATES	PROPOSED RATES	BASE PERIOD DEMAND x RATES AT LAST PCI UPDATE	BASE PERIOD DEMAND x CURRENT RATES	BASE PERIOD DEMAND x PROPOSED RATES	INDEX RESULTS
(A)	(B)	(C)	(D)	(E)	(F)	(G)	(H)
	0	0.00000000	0.00000000	0.00000000	0	0	0 N/A
	0	0.00000000	0.00000000	0.00000000	0	0	0 N/A
	0	0.00000000	0.00000000	0.00000000	0	0	0 N/A
	0	25.00000000	25.00000000	25.00000000	0	0	0 N/A
N/A	N/A	N/A	N/A	0	0	0	0 N/A
	0	0.00000000	0.00000000	0.00000000	0	0	0 N/A
	0	0.00000000	0.00000000	0.00000000	0	0	0 N/A
	0	0.00000000	0.00000000	0.00000000	0	0	0 N/A
	0	0.00000000	0.00000000	0.00000000	0	0	0 N/A
	0	0.00000000	0.00000000	0.00000000	0	0	0 N/A
	0	0.00000000	0.00000000	0.00000000	0	0	0 N/A
	0	0.00000000	0.00000000	0.00000000	0	0	0 N/A
	0	0.00000000	0.00000000	0.00000000	0	0	0 N/A
	0	0.00000000	0.00000000	0.00000000	0	0	0 N/A
	0	0.00000000	0.00000000	0.00000000	0	0	0 N/A
	0	0.00000000	0.00000000	0.00000000	0	0	0 N/A
	0	0.00000000	0.00000000	0.00000000	0	0	0 N/A
	0	0.00000000	0.00000000	0.00000000	0	0	0 N/A
	0	0.00000000	0.00000000	0.00000000	0	0	0 N/A
	0	0.00000000	0.00000000	0.00000000	0	0	0 N/A
	0	0.00000000	0.00000000	0.00000000	0	0	0 N/A
	0	0.00000000	0.00000000	0.00000000	0	0	0 N/A
N/A	N/A	N/A	N/A	0	0	0	0 N/A
	0	0.00000000	0.00000000	0.00000000	0	0	0 N/A
N/A	N/A	N/A	N/A	0	0	0	0 N/A

Total





Price Cap Tariff Review Plan  
Common Line Basket

BASE PERIOD DEMAND	RATES AT LAST PCI UPDATE	CURRENT RATES	PROPOSED RATES	BASE PERIOD DEMAND x RATES AT LAST PCI UPDATE	BASE PERIOD DEMAND x CURRENT RATES	BASE PERIOD DEMAND x PROPOSED RATES	INDEX RESULTS
(A)	(B)	(C)	(D)	(E)	(F)	(G)	(H)
	0	0.00000000	0.00000000	0.00000000	0	0	0 N/A
	0	0.00000000	0.00000000	0.00000000	0	0	0 N/A
	0	0.00000000	0.00000000	0.00000000	0	0	0 N/A
	0	25.00000000	25.00000000	25.00000000	0	0	0 N/A
N/A		N/A	N/A	N/A	0	0	0 N/A
	0	0.00000000	0.00000000	0.00000000	0	0	0 N/A
	0	0.00000000	0.00000000	0.00000000	0	0	0 N/A
	0	0.00000000	0.00000000	0.00000000	0	0	0 N/A
	0	0.00000000	0.00000000	0.00000000	0	0	0 N/A
	0	0.00000000	0.00000000	0.00000000	0	0	0 N/A
	0	0.00000000	0.00000000	0.00000000	0	0	0 N/A
	0	0.00000000	0.00000000	0.00000000	0	0	0 N/A
	0	0.00000000	0.00000000	0.00000000	0	0	0 N/A
	0	0.00000000	0.00000000	0.00000000	0	0	0 N/A
	0	0.00000000	0.00000000	0.00000000	0	0	0 N/A
	0	0.00000000	0.00000000	0.00000000	0	0	0 N/A
	0	0.00000000	0.00000000	0.00000000	0	0	0 N/A
	0	0.00000000	0.00000000	0.00000000	0	0	0 N/A
	0	0.00000000	0.00000000	0.00000000	0	0	0 N/A
	0	0.00000000	0.00000000	0.00000000	0	0	0 N/A
	0	0.00000000	0.00000000	0.00000000	0	0	0 N/A
	0	0.00000000	0.00000000	0.00000000	0	0	0 N/A
N/A		N/A	N/A	N/A	0	0	0 N/A
	0	0.00000000	0.00000000	0.00000000	0	0	0 N/A
	0	0.00000000	0.00000000	0.00000000	0	0	0 N/A
	0	0.00000000	0.00000000	0.00000000	0	0	0 N/A
	0	0.00000000	0.00000000	0.00000000	0	0	0 N/A
N/A		N/A	N/A	N/A	0	0	0 N/A





BASE PERIOD DEMAND	RATES AT LAST PCI UPDATE	CURRENT RATES	PROPOSED RATES	BASE PERIOD DEMAND x RATES AT LAST PCI UPDATE	BASE PERIOD DEMAND x CURRENT RATES	BASE PERIOD DEMAND x PROPOSED RATES	INDEX RESULTS
(A)	(B)	(C)	(D)	(E)	(F)	(G)	(H)
	0	0.00000000	0.00000000	0.00000000	0	0	0 N/A
	0	0.00000000	0.00000000	0.00000000	0	0	0 N/A
	0	0.00000000	0.00000000	0.00000000	0	0	0 N/A
N/A	0	25.00000000	25.00000000	25.00000000	0	0	0 N/A
	N/A	N/A	N/A		0	0	0 N/A
	0	0.00000000	0.00000000	0.00000000	0	0	0 N/A
	0	0.00000000	0.00000000	0.00000000	0	0	0 N/A
	0	0.00000000	0.00000000	0.00000000	0	0	0 N/A
	0	0.00000000	0.00000000	0.00000000	0	0	0 N/A
	0	0.00000000	0.00000000	0.00000000	0	0	0 N/A
	0	0.00000000	0.00000000	0.00000000	0	0	0 N/A
	0	0.00000000	0.00000000	0.00000000	0	0	0 N/A
	0	0.00000000	0.00000000	0.00000000	0	0	0 N/A
	0	0.00000000	0.00000000	0.00000000	0	0	0 N/A
	0	0.00000000	0.00000000	0.00000000	0	0	0 N/A
	0	0.00000000	0.00000000	0.00000000	0	0	0 N/A
	0	0.00000000	0.00000000	0.00000000	0	0	0 N/A
	0	0.00000000	0.00000000	0.00000000	0	0	0 N/A
	0	0.00000000	0.00000000	0.00000000	0	0	0 N/A
	0	0.00000000	0.00000000	0.00000000	0	0	0 N/A
	0	0.00000000	0.00000000	0.00000000	0	0	0 N/A
	0	0.00000000	0.00000000	0.00000000	0	0	0 N/A
	0	0.00000000	0.00000000	0.00000000	0	0	0 N/A
	0	0.00000000	0.00000000	0.00000000	0	0	0 N/A
	0	0.00000000	0.00000000	0.00000000	0	0	0 N/A
N/A	0	N/A	N/A	N/A	0	0	0 N/A
	0	0.00000000	0.00000000	0.00000000	0	0	0 N/A
N/A		N/A	N/A	N/A	0	0	0 N/A

Total



BASE PERIOD DEMAND	RATES AT LAST PCI UPDATE	CURRENT RATES	PROPOSED RATES	BASE PERIOD DEMAND x RATES AT LAST PCI UPDATE	BASE PERIOD DEMAND x CURRENT RATES	BASE PERIOD DEMAND x PROPOSED RATES	INDEX RESULTS
(A)	(B)	(C)	(D)	(E)	(F)	(G)	(H)
	0	0.00000000	0.00000000	0.00000000	0	0	0 N/A
	0	0.00000000	0.00000000	0.00000000	0	0	0 N/A
	0	0.00000000	0.00000000	0.00000000	0	0	0 N/A
N/A	0	25.00000000	25.00000000	25.00000000	0	0	0 N/A
		N/A	N/A	N/A	0	0	0 N/A
	0	0.00000000	0.00000000	0.00000000	0	0	0 N/A
	0	0.00000000	0.00000000	0.00000000	0	0	0 N/A
	0	0.00000000	0.00000000	0.00000000	0	0	0 N/A
	0	0.00000000	0.00000000	0.00000000	0	0	0 N/A
	0	0.00000000	0.00000000	0.00000000	0	0	0 N/A
	0	0.00000000	0.00000000	0.00000000	0	0	0 N/A
	0	0.00000000	0.00000000	0.00000000	0	0	0 N/A
	0	0.00000000	0.00000000	0.00000000	0	0	0 N/A
	0	0.00000000	0.00000000	0.00000000	0	0	0 N/A
	0	0.00000000	0.00000000	0.00000000	0	0	0 N/A
	0	0.00000000	0.00000000	0.00000000	0	0	0 N/A
	0	0.00000000	0.00000000	0.00000000	0	0	0 N/A
	0	0.00000000	0.00000000	0.00000000	0	0	0 N/A
N/A	0	N/A	N/A	N/A	0	0	0 N/A
	0	0.00000000	0.00000000	0.00000000	0	0	0 N/A
N/A		N/A	N/A	N/A	0	0	0 N/A



Price Cap Tariff Review Plan  
Common Line Basket

BASE PERIOD DEMAND	RATES AT LAST PCI UPDATE	CURRENT RATES	PROPOSED RATES	BASE PERIOD DEMAND x RATES AT LAST PCI UPDATE	BASE PERIOD DEMAND x CURRENT RATES	BASE PERIOD DEMAND x PROPOSED RATES	INDEX RESULTS
(A)	(B)	(C)	(D)	(E)	(F)	(G)	(H)
	0	0.00000000	0.00000000	0.00000000	0	0	0 N/A
	0	0.00000000	0.00000000	0.00000000	0	0	0 N/A
	0	0.00000000	0.00000000	0.00000000	0	0	0 N/A
N/A	0	25.00000000	25.00000000	25.00000000	0	0	0 N/A
	N/A	N/A	N/A	0	0	0	0 N/A
	0	0.00000000	0.00000000	0.00000000	0	0	0 N/A
	0	0.00000000	0.00000000	0.00000000	0	0	0 N/A
	0	0.00000000	0.00000000	0.00000000	0	0	0 N/A
	0	0.00000000	0.00000000	0.00000000	0	0	0 N/A
	0	0.00000000	0.00000000	0.00000000	0	0	0 N/A
	0	0.00000000	0.00000000	0.00000000	0	0	0 N/A
	0	0.00000000	0.00000000	0.00000000	0	0	0 N/A
	0	0.00000000	0.00000000	0.00000000	0	0	0 N/A
	0	0.00000000	0.00000000	0.00000000	0	0	0 N/A
	0	0.00000000	0.00000000	0.00000000	0	0	0 N/A
	0	0.00000000	0.00000000	0.00000000	0	0	0 N/A
	0	0.00000000	0.00000000	0.00000000	0	0	0 N/A
	0	0.00000000	0.00000000	0.00000000	0	0	0 N/A
	0	0.00000000	0.00000000	0.00000000	0	0	0 N/A
	0	0.00000000	0.00000000	0.00000000	0	0	0 N/A
	0	0.00000000	0.00000000	0.00000000	0	0	0 N/A
N/A	0	N/A	N/A	N/A	0	0	0 N/A
	0	0.00000000	0.00000000	0.00000000	0	0	0 N/A
N/A	N/A	N/A	N/A	0	0	0	0 N/A

Total





Price Cap Tariff Review Plan  
Common Line Basket

BASE PERIOD DEMAND	RATES AT LAST PCI UPDATE	CURRENT RATES	PROPOSED RATES	BASE PERIOD DEMAND x RATES AT LAST PCI UPDATE	BASE PERIOD DEMAND x CURRENT RATES	BASE PERIOD DEMAND x PROPOSED RATES	INDEX RESULTS
(A)	(B)	(C)	(D)	(E)	(F)	(G)	(H)
	0	0.00000000	0.00000000	0.00000000	0	0	0 N/A
	0	0.00000000	0.00000000	0.00000000	0	0	0 N/A
	0	0.00000000	0.00000000	0.00000000	0	0	0 N/A
	0	25.00000000	25.00000000	25.00000000	0	0	0 N/A
N/A	N/A	N/A	N/A	0	0	0	0 N/A
	0	0.00000000	0.00000000	0.00000000	0	0	0 N/A
	0	0.00000000	0.00000000	0.00000000	0	0	0 N/A
	0	0.00000000	0.00000000	0.00000000	0	0	0 N/A
	0	0.00000000	0.00000000	0.00000000	0	0	0 N/A
	0	0.00000000	0.00000000	0.00000000	0	0	0 N/A
	0	0.00000000	0.00000000	0.00000000	0	0	0 N/A
	0	0.00000000	0.00000000	0.00000000	0	0	0 N/A
	0	0.00000000	0.00000000	0.00000000	0	0	0 N/A
	0	0.00000000	0.00000000	0.00000000	0	0	0 N/A
	0	0.00000000	0.00000000	0.00000000	0	0	0 N/A
	0	0.00000000	0.00000000	0.00000000	0	0	0 N/A
	0	0.00000000	0.00000000	0.00000000	0	0	0 N/A
	0	0.00000000	0.00000000	0.00000000	0	0	0 N/A
	0	0.00000000	0.00000000	0.00000000	0	0	0 N/A
	0	0.00000000	0.00000000	0.00000000	0	0	0 N/A
	0	0.00000000	0.00000000	0.00000000	0	0	0 N/A
	0	0.00000000	0.00000000	0.00000000	0	0	0 N/A
	0	0.00000000	0.00000000	0.00000000	0	0	0 N/A
	0	0.00000000	0.00000000	0.00000000	0	0	0 N/A
N/A	N/A	N/A	N/A	0	0	0	0 N/A
	0	0.00000000	0.00000000	0.00000000	0	0	0 N/A
	0	0.00000000	0.00000000	0.00000000	0	0	0 N/A
N/A	N/A	N/A	N/A	0	0	0	0 N/A





BASE PERIOD DEMAND	RATES AT LAST PCI UPDATE	CURRENT RATES	PROPOSED RATES	BASE PERIOD DEMAND x RATES AT LAST PCI UPDATE	BASE PERIOD DEMAND x CURRENT RATES	BASE PERIOD DEMAND x PROPOSED RATES	INDEX RESULTS
(A)	(B)	(C)	(D)	(E)	(F)	(G)	(H)
	0	0.00000000	0.00000000	0.00000000	0	0	N/A
	0	0.00000000	0.00000000	0.00000000	0	0	N/A
	0	0.00000000	0.00000000	0.00000000	0	0	N/A
N/A	0	25.00000000	25.00000000	25.00000000	0	0	N/A
	N/A	N/A	N/A	0	0	0	N/A
	0	0.00000000	0.00000000	0.00000000	0	0	N/A
	0	0.00000000	0.00000000	0.00000000	0	0	N/A
	0	0.00000000	0.00000000	0.00000000	0	0	N/A
	0	0.00000000	0.00000000	0.00000000	0	0	N/A
	0	0.00000000	0.00000000	0.00000000	0	0	N/A
	0	0.00000000	0.00000000	0.00000000	0	0	N/A
	0	0.00000000	0.00000000	0.00000000	0	0	N/A
	0	0.00000000	0.00000000	0.00000000	0	0	N/A
	0	0.00000000	0.00000000	0.00000000	0	0	N/A
	0	0.00000000	0.00000000	0.00000000	0	0	N/A
	0	0.00000000	0.00000000	0.00000000	0	0	N/A
	0	0.00000000	0.00000000	0.00000000	0	0	N/A
	0	0.00000000	0.00000000	0.00000000	0	0	N/A
	0	0.00000000	0.00000000	0.00000000	0	0	N/A
	0	0.00000000	0.00000000	0.00000000	0	0	N/A
N/A	0	N/A	N/A	N/A	0	0	N/A
	0	0.00000000	0.00000000	0.00000000	0	0	N/A
N/A	N/A	N/A	N/A	0	0	0	N/A

Total



BASE PERIOD DEMAND	RATES AT LAST PCI UPDATE	CURRENT RATES	PROPOSED RATES	BASE PERIOD DEMAND x RATES AT LAST PCI UPDATE	BASE PERIOD DEMAND x CURRENT RATES	BASE PERIOD DEMAND x PROPOSED RATES	INDEX RESULTS
(A)	(B)	(C)	(D)	(E)	(F)	(G)	(H)
	0	0.00000000	0.00000000	0.00000000	0	0	0 N/A
	0	0.00000000	0.00000000	0.00000000	0	0	0 N/A
	0	0.00000000	0.00000000	0.00000000	0	0	0 N/A
N/A	0	25.00000000	25.00000000	25.00000000	0	0	0 N/A
	N/A	N/A	N/A		0	0	0 N/A
	0	0.00000000	0.00000000	0.00000000	0	0	0 N/A
	0	0.00000000	0.00000000	0.00000000	0	0	0 N/A
	0	0.00000000	0.00000000	0.00000000	0	0	0 N/A
	0	0.00000000	0.00000000	0.00000000	0	0	0 N/A
	0	0.00000000	0.00000000	0.00000000	0	0	0 N/A
	0	0.00000000	0.00000000	0.00000000	0	0	0 N/A
	0	0.00000000	0.00000000	0.00000000	0	0	0 N/A
	0	0.00000000	0.00000000	0.00000000	0	0	0 N/A
	0	0.00000000	0.00000000	0.00000000	0	0	0 N/A
	0	0.00000000	0.00000000	0.00000000	0	0	0 N/A
	0	0.00000000	0.00000000	0.00000000	0	0	0 N/A
	0	0.00000000	0.00000000	0.00000000	0	0	0 N/A
	0	0.00000000	0.00000000	0.00000000	0	0	0 N/A
	0	0.00000000	0.00000000	0.00000000	0	0	0 N/A
N/A	0	N/A	N/A	N/A	0	0	0 N/A
	0	0.00000000	0.00000000	0.00000000	0	0	0 N/A
N/A	N/A	N/A	N/A		0	0	0 N/A



Price Cap Tariff Review Plan  
Common Line Basket

BASE PERIOD DEMAND	RATES AT LAST PCI UPDATE	CURRENT RATES	PROPOSED RATES	BASE PERIOD DEMAND x RATES AT LAST PCI UPDATE	BASE PERIOD DEMAND x CURRENT RATES	BASE PERIOD DEMAND x PROPOSED RATES	INDEX RESULTS
(A)	(B)	(C)	(D)	(E)	(F)	(G)	(H)
	0	0.00000000	0.00000000	0	0	0	N/A
	0	0.00000000	0.00000000	0	0	0	N/A
	0	0.00000000	0.00000000	0	0	0	N/A
N/A	0	25.00000000	25.00000000	0	0	0	N/A
	N/A	N/A	N/A	0	0	0	N/A
	0	0.00000000	0.00000000	0	0	0	N/A
	0	0.00000000	0.00000000	0	0	0	N/A
	0	0.00000000	0.00000000	0	0	0	N/A
	0	0.00000000	0.00000000	0	0	0	N/A
	0	0.00000000	0.00000000	0	0	0	N/A
	0	0.00000000	0.00000000	0	0	0	N/A
	0	0.00000000	0.00000000	0	0	0	N/A
	0	0.00000000	0.00000000	0	0	0	N/A
	0	0.00000000	0.00000000	0	0	0	N/A
	0	0.00000000	0.00000000	0	0	0	N/A
	0	0.00000000	0.00000000	0	0	0	N/A
	0	0.00000000	0.00000000	0	0	0	N/A
	0	0.00000000	0.00000000	0	0	0	N/A
	0	0.00000000	0.00000000	0	0	0	N/A
	0	0.00000000	0.00000000	0	0	0	N/A
	0	0.00000000	0.00000000	0	0	0	N/A
N/A	0	N/A	N/A	0	0	0	N/A
	0	0.00000000	0.00000000	0	0	0	N/A
N/A	N/A	N/A	N/A	0	0	0	N/A

Total





Price Cap Tariff Review Plan  
Common Line Basket

BASE PERIOD DEMAND	RATES AT LAST PCI UPDATE	CURRENT RATES	PROPOSED RATES	BASE PERIOD DEMAND x RATES AT LAST PCI UPDATE	BASE PERIOD DEMAND x CURRENT RATES	BASE PERIOD DEMAND x PROPOSED RATES	INDEX RESULTS
(A)	(B)	(C)	(D)	(E)	(F)	(G)	(H)
	0	0.00000000	0.00000000	0.00000000	0	0	0 N/A
	0	0.00000000	0.00000000	0.00000000	0	0	0 N/A
	0	0.00000000	0.00000000	0.00000000	0	0	0 N/A
N/A	0	25.00000000	25.00000000	25.00000000	0	0	0 N/A
		N/A	N/A	N/A	0	0	0 N/A
	0	0.00000000	0.00000000	0.00000000	0	0	0 N/A
	0	0.00000000	0.00000000	0.00000000	0	0	0 N/A
	0	0.00000000	0.00000000	0.00000000	0	0	0 N/A
	0	0.00000000	0.00000000	0.00000000	0	0	0 N/A
	0	0.00000000	0.00000000	0.00000000	0	0	0 N/A
	0	0.00000000	0.00000000	0.00000000	0	0	0 N/A
	0	0.00000000	0.00000000	0.00000000	0	0	0 N/A
	0	0.00000000	0.00000000	0.00000000	0	0	0 N/A
	0	0.00000000	0.00000000	0.00000000	0	0	0 N/A
	0	0.00000000	0.00000000	0.00000000	0	0	0 N/A
	0	0.00000000	0.00000000	0.00000000	0	0	0 N/A
	0	0.00000000	0.00000000	0.00000000	0	0	0 N/A
	0	0.00000000	0.00000000	0.00000000	0	0	0 N/A
	0	0.00000000	0.00000000	0.00000000	0	0	0 N/A
	0	0.00000000	0.00000000	0.00000000	0	0	0 N/A
	0	0.00000000	0.00000000	0.00000000	0	0	0 N/A
N/A	0	N/A	N/A	N/A	0	0	0 N/A
	0	0.00000000	0.00000000	0.00000000	0	0	0 N/A
N/A		N/A	N/A	N/A	0	0	0 N/A





BASE PERIOD DEMAND	RATES AT LAST PCI UPDATE	CURRENT RATES	PROPOSED RATES	BASE PERIOD DEMAND x RATES AT LAST PCI UPDATE	BASE PERIOD DEMAND x CURRENT RATES	BASE PERIOD DEMAND x PROPOSED RATES	INDEX RESULTS
(A)	(B)	(C)	(D)	(E)	(F)	(G)	(H)
	0	0.00000000	0.00000000	0.00000000	0	0	0 N/A
	0	0.00000000	0.00000000	0.00000000	0	0	0 N/A
	0	0.00000000	0.00000000	0.00000000	0	0	0 N/A
	0	25.00000000	25.00000000	25.00000000	0	0	0 N/A
N/A	N/A	N/A	N/A		0	0	0 N/A
	0	0.00000000	0.00000000	0.00000000	0	0	0 N/A
	0	0.00000000	0.00000000	0.00000000	0	0	0 N/A
	0	0.00000000	0.00000000	0.00000000	0	0	0 N/A
	0	0.00000000	0.00000000	0.00000000	0	0	0 N/A
	0	0.00000000	0.00000000	0.00000000	0	0	0 N/A
	0	0.00000000	0.00000000	0.00000000	0	0	0 N/A
	0	0.00000000	0.00000000	0.00000000	0	0	0 N/A
	0	0.00000000	0.00000000	0.00000000	0	0	0 N/A
	0	0.00000000	0.00000000	0.00000000	0	0	0 N/A
	0	0.00000000	0.00000000	0.00000000	0	0	0 N/A
	0	0.00000000	0.00000000	0.00000000	0	0	0 N/A
	0	0.00000000	0.00000000	0.00000000	0	0	0 N/A
	0	0.00000000	0.00000000	0.00000000	0	0	0 N/A
	0	0.00000000	0.00000000	0.00000000	0	0	0 N/A
	0	0.00000000	0.00000000	0.00000000	0	0	0 N/A
	0	0.00000000	0.00000000	0.00000000	0	0	0 N/A
	0	0.00000000	0.00000000	0.00000000	0	0	0 N/A
	0	0.00000000	0.00000000	0.00000000	0	0	0 N/A
N/A	N/A	N/A	N/A		0	0	0 N/A
	0	0.00000000	0.00000000	0.00000000	0	0	0 N/A
N/A	N/A	N/A	N/A		0	0	0 N/A

Total



BASE PERIOD DEMAND	RATES AT LAST PCI UPDATE	CURRENT RATES	PROPOSED RATES	BASE PERIOD DEMAND x RATES AT LAST PCI UPDATE	BASE PERIOD DEMAND x CURRENT RATES	BASE PERIOD DEMAND x PROPOSED RATES	INDEX RESULTS
(A)	(B)	(C)	(D)	(E)	(F)	(G)	(H)
	0	0.00000000	0.00000000	0.00000000	0	0	0 N/A
	0	0.00000000	0.00000000	0.00000000	0	0	0 N/A
	0	0.00000000	0.00000000	0.00000000	0	0	0 N/A
	0	25.00000000	25.00000000	25.00000000	0	0	0 N/A
N/A	N/A	N/A	N/A		0	0	0 N/A
	0	0.00000000	0.00000000	0.00000000	0	0	0 N/A
	0	0.00000000	0.00000000	0.00000000	0	0	0 N/A
	0	0.00000000	0.00000000	0.00000000	0	0	0 N/A
	0	0.00000000	0.00000000	0.00000000	0	0	0 N/A
	0	0.00000000	0.00000000	0.00000000	0	0	0 N/A
	0	0.00000000	0.00000000	0.00000000	0	0	0 N/A
	0	0.00000000	0.00000000	0.00000000	0	0	0 N/A
	0	0.00000000	0.00000000	0.00000000	0	0	0 N/A
	0	0.00000000	0.00000000	0.00000000	0	0	0 N/A
	0	0.00000000	0.00000000	0.00000000	0	0	0 N/A
	0	0.00000000	0.00000000	0.00000000	0	0	0 N/A
	0	0.00000000	0.00000000	0.00000000	0	0	0 N/A
	0	0.00000000	0.00000000	0.00000000	0	0	0 N/A
	0	0.00000000	0.00000000	0.00000000	0	0	0 N/A
	0	0.00000000	0.00000000	0.00000000	0	0	0 N/A
	0	0.00000000	0.00000000	0.00000000	0	0	0 N/A
	0	0.00000000	0.00000000	0.00000000	0	0	0 N/A
	0	0.00000000	0.00000000	0.00000000	0	0	0 N/A
	0	0.00000000	0.00000000	0.00000000	0	0	0 N/A
	0	0.00000000	0.00000000	0.00000000	0	0	0 N/A
	0	0.00000000	0.00000000	0.00000000	0	0	0 N/A
	0	0.00000000	0.00000000	0.00000000	0	0	0 N/A
	0	0.00000000	0.00000000	0.00000000	0	0	0 N/A
	0	0.00000000	0.00000000	0.00000000	0	0	0 N/A
	0	0.00000000	0.00000000	0.00000000	0	0	0 N/A
	0	0.00000000	0.00000000	0.00000000	0	0	0 N/A
N/A	N/A	N/A	N/A		0	0	0 N/A
	0	0.00000000	0.00000000	0.00000000	0	0	0 N/A
	0	0.00000000	0.00000000	0.00000000	0	0	0 N/A
N/A	N/A	N/A	N/A		0	0	0 N/A



Price Cap Tariff Review Plan  
Common Line Basket

BASE PERIOD DEMAND	RATES AT LAST PCI UPDATE	CURRENT RATES	PROPOSED RATES	BASE PERIOD DEMAND x RATES AT LAST PCI UPDATE	BASE PERIOD DEMAND x CURRENT RATES	BASE PERIOD DEMAND x PROPOSED RATES	INDEX RESULTS
(A)	(B)	(C)	(D)	(E)	(F)	(G)	(H)
	0	0.00000000	0.00000000	0	0	0	N/A
	0	0.00000000	0.00000000	0	0	0	N/A
	0	0.00000000	0.00000000	0	0	0	N/A
N/A	0	25.00000000	25.00000000	0	0	0	N/A
	N/A	N/A	N/A	0	0	0	N/A
	0	0.00000000	0.00000000	0	0	0	N/A
	0	0.00000000	0.00000000	0	0	0	N/A
	0	0.00000000	0.00000000	0	0	0	N/A
	0	0.00000000	0.00000000	0	0	0	N/A
	0	0.00000000	0.00000000	0	0	0	N/A
	0	0.00000000	0.00000000	0	0	0	N/A
	0	0.00000000	0.00000000	0	0	0	N/A
	0	0.00000000	0.00000000	0	0	0	N/A
	0	0.00000000	0.00000000	0	0	0	N/A
	0	0.00000000	0.00000000	0	0	0	N/A
	0	0.00000000	0.00000000	0	0	0	N/A
	0	0.00000000	0.00000000	0	0	0	N/A
	0	0.00000000	0.00000000	0	0	0	N/A
	0	0.00000000	0.00000000	0	0	0	N/A
	0	0.00000000	0.00000000	0	0	0	N/A
N/A	0	N/A	N/A	0	0	0	N/A
	0	0.00000000	0.00000000	0	0	0	N/A
N/A	N/A	N/A	N/A	0	0	0	N/A

Total





Price Cap Tariff Review Plan  
Common Line Basket

BASE PERIOD DEMAND	RATES AT LAST PCI UPDATE	CURRENT RATES	PROPOSED RATES	BASE PERIOD DEMAND x RATES AT LAST PCI UPDATE	BASE PERIOD DEMAND x CURRENT RATES	BASE PERIOD DEMAND x PROPOSED RATES	INDEX RESULTS
(A)	(B)	(C)	(D)	(E)	(F)	(G)	(H)
	0	0.00000000	0.00000000	0.00000000	0	0	0 N/A
	0	0.00000000	0.00000000	0.00000000	0	0	0 N/A
	0	0.00000000	0.00000000	0.00000000	0	0	0 N/A
	0	25.00000000	25.00000000	25.00000000	0	0	0 N/A
N/A	N/A	N/A	N/A	0	0	0	0 N/A
	0	0.00000000	0.00000000	0.00000000	0	0	0 N/A
	0	0.00000000	0.00000000	0.00000000	0	0	0 N/A
	0	0.00000000	0.00000000	0.00000000	0	0	0 N/A
	0	0.00000000	0.00000000	0.00000000	0	0	0 N/A
	0	0.00000000	0.00000000	0.00000000	0	0	0 N/A
	0	0.00000000	0.00000000	0.00000000	0	0	0 N/A
	0	0.00000000	0.00000000	0.00000000	0	0	0 N/A
	0	0.00000000	0.00000000	0.00000000	0	0	0 N/A
	0	0.00000000	0.00000000	0.00000000	0	0	0 N/A
	0	0.00000000	0.00000000	0.00000000	0	0	0 N/A
	0	0.00000000	0.00000000	0.00000000	0	0	0 N/A
	0	0.00000000	0.00000000	0.00000000	0	0	0 N/A
	0	0.00000000	0.00000000	0.00000000	0	0	0 N/A
	0	0.00000000	0.00000000	0.00000000	0	0	0 N/A
	0	0.00000000	0.00000000	0.00000000	0	0	0 N/A
	0	0.00000000	0.00000000	0.00000000	0	0	0 N/A
	0	0.00000000	0.00000000	0.00000000	0	0	0 N/A
	0	0.00000000	0.00000000	0.00000000	0	0	0 N/A
	0	0.00000000	0.00000000	0.00000000	0	0	0 N/A
	0	0.00000000	0.00000000	0.00000000	0	0	0 N/A
	0	0.00000000	0.00000000	0.00000000	0	0	0 N/A
N/A	N/A	N/A	N/A	0	0	0	0 N/A
	0	0.00000000	0.00000000	0.00000000	0	0	0 N/A
	0	0.00000000	0.00000000	0.00000000	0	0	0 N/A
	0	0.00000000	0.00000000	0.00000000	0	0	0 N/A
	0	0.00000000	0.00000000	0.00000000	0	0	0 N/A
N/A	N/A	N/A	N/A	0	0	0	0 N/A





BASE PERIOD DEMAND	RATES AT LAST PCI UPDATE	CURRENT RATES	PROPOSED RATES	BASE PERIOD DEMAND x RATES AT LAST PCI UPDATE	BASE PERIOD DEMAND x CURRENT RATES	BASE PERIOD DEMAND x PROPOSED RATES	INDEX RESULTS
(A)	(B)	(C)	(D)	(E)	(F)	(G)	(H)
	0	0.00000000	0.00000000	0.00000000	0	0	0 N/A
	0	0.00000000	0.00000000	0.00000000	0	0	0 N/A
	0	0.00000000	0.00000000	0.00000000	0	0	0 N/A
	0	25.00000000	25.00000000	25.00000000	0	0	0 N/A
N/A	N/A	N/A	N/A		0	0	0 N/A
	0	0.00000000	0.00000000	0.00000000	0	0	0 N/A
	0	0.00000000	0.00000000	0.00000000	0	0	0 N/A
	0	0.00000000	0.00000000	0.00000000	0	0	0 N/A
	0	0.00000000	0.00000000	0.00000000	0	0	0 N/A
	0	0.00000000	0.00000000	0.00000000	0	0	0 N/A
	0	0.00000000	0.00000000	0.00000000	0	0	0 N/A
	0	0.00000000	0.00000000	0.00000000	0	0	0 N/A
	0	0.00000000	0.00000000	0.00000000	0	0	0 N/A
	0	0.00000000	0.00000000	0.00000000	0	0	0 N/A
	0	0.00000000	0.00000000	0.00000000	0	0	0 N/A
	0	0.00000000	0.00000000	0.00000000	0	0	0 N/A
	0	0.00000000	0.00000000	0.00000000	0	0	0 N/A
	0	0.00000000	0.00000000	0.00000000	0	0	0 N/A
	0	0.00000000	0.00000000	0.00000000	0	0	0 N/A
	0	0.00000000	0.00000000	0.00000000	0	0	0 N/A
	0	0.00000000	0.00000000	0.00000000	0	0	0 N/A
	0	0.00000000	0.00000000	0.00000000	0	0	0 N/A
	0	0.00000000	0.00000000	0.00000000	0	0	0 N/A
	0	0.00000000	0.00000000	0.00000000	0	0	0 N/A
	0	0.00000000	0.00000000	0.00000000	0	0	0 N/A
	0	0.00000000	0.00000000	0.00000000	0	0	0 N/A
	0	0.00000000	0.00000000	0.00000000	0	0	0 N/A
N/A	N/A	N/A	N/A		0	0	0 N/A
	0	0.00000000	0.00000000	0.00000000	0	0	0 N/A
N/A	N/A	N/A	N/A		0	0	0 N/A

Total



BASE PERIOD DEMAND	RATES AT LAST PCI UPDATE	CURRENT RATES	PROPOSED RATES	BASE PERIOD DEMAND x RATES AT LAST PCI UPDATE	BASE PERIOD DEMAND x CURRENT RATES	BASE PERIOD DEMAND x PROPOSED RATES	INDEX RESULTS
(A)	(B)	(C)	(D)	(E)	(F)	(G)	(H)
	0	0.00000000	0.00000000	0.00000000	0	0	0 N/A
	0	0.00000000	0.00000000	0.00000000	0	0	0 N/A
	0	0.00000000	0.00000000	0.00000000	0	0	0 N/A
	0	25.00000000	25.00000000	25.00000000	0	0	0 N/A
N/A	N/A	N/A	N/A		0	0	0 N/A
	0	0.00000000	0.00000000	0.00000000	0	0	0 N/A
	0	0.00000000	0.00000000	0.00000000	0	0	0 N/A
	0	0.00000000	0.00000000	0.00000000	0	0	0 N/A
	0	0.00000000	0.00000000	0.00000000	0	0	0 N/A
	0	0.00000000	0.00000000	0.00000000	0	0	0 N/A
	0	0.00000000	0.00000000	0.00000000	0	0	0 N/A
	0	0.00000000	0.00000000	0.00000000	0	0	0 N/A
	0	0.00000000	0.00000000	0.00000000	0	0	0 N/A
	0	0.00000000	0.00000000	0.00000000	0	0	0 N/A
	0	0.00000000	0.00000000	0.00000000	0	0	0 N/A
	0	0.00000000	0.00000000	0.00000000	0	0	0 N/A
	0	0.00000000	0.00000000	0.00000000	0	0	0 N/A
	0	0.00000000	0.00000000	0.00000000	0	0	0 N/A
	0	0.00000000	0.00000000	0.00000000	0	0	0 N/A
	0	0.00000000	0.00000000	0.00000000	0	0	0 N/A
	0	0.00000000	0.00000000	0.00000000	0	0	0 N/A
	0	0.00000000	0.00000000	0.00000000	0	0	0 N/A
	0	0.00000000	0.00000000	0.00000000	0	0	0 N/A
N/A	N/A	N/A	N/A		0	0	0 N/A
	0	0.00000000	0.00000000	0.00000000	0	0	0 N/A
	0	0.00000000	0.00000000	0.00000000	0	0	0 N/A
N/A	N/A	N/A	N/A		0	0	0 N/A



Price Cap Tariff Review Plan  
Common Line Basket

BASE PERIOD DEMAND	RATES AT LAST PCI UPDATE	CURRENT RATES	PROPOSED RATES	BASE PERIOD DEMAND x RATES AT LAST PCI UPDATE	BASE PERIOD DEMAND x CURRENT RATES	BASE PERIOD DEMAND x PROPOSED RATES	INDEX RESULTS
(A)	(B)	(C)	(D)	(E)	(F)	(G)	(H)
	0	0.00000000	0.00000000	0	0	0	N/A
	0	0.00000000	0.00000000	0	0	0	N/A
	0	0.00000000	0.00000000	0	0	0	N/A
N/A	0	25.00000000	25.00000000	0	0	0	N/A
	N/A	N/A	N/A	0	0	0	N/A
	0	0.00000000	0.00000000	0	0	0	N/A
	0	0.00000000	0.00000000	0	0	0	N/A
	0	0.00000000	0.00000000	0	0	0	N/A
	0	0.00000000	0.00000000	0	0	0	N/A
	0	0.00000000	0.00000000	0	0	0	N/A
	0	0.00000000	0.00000000	0	0	0	N/A
	0	0.00000000	0.00000000	0	0	0	N/A
	0	0.00000000	0.00000000	0	0	0	N/A
	0	0.00000000	0.00000000	0	0	0	N/A
	0	0.00000000	0.00000000	0	0	0	N/A
	0	0.00000000	0.00000000	0	0	0	N/A
	0	0.00000000	0.00000000	0	0	0	N/A
	0	0.00000000	0.00000000	0	0	0	N/A
	0	0.00000000	0.00000000	0	0	0	N/A
	0	0.00000000	0.00000000	0	0	0	N/A
	0	0.00000000	0.00000000	0	0	0	N/A
	0	0.00000000	0.00000000	0	0	0	N/A
N/A	0	N/A	N/A	0	0	0	N/A
	0	0.00000000	0.00000000	0	0	0	N/A
N/A	N/A	N/A	N/A	0	0	0	N/A

Total





Price Cap Tariff Review Plan  
Common Line Basket

BASE PERIOD DEMAND	RATES AT LAST PCI UPDATE	CURRENT RATES	PROPOSED RATES	BASE PERIOD DEMAND x RATES AT LAST PCI UPDATE	BASE PERIOD DEMAND x CURRENT RATES	BASE PERIOD DEMAND x PROPOSED RATES	INDEX RESULTS
(A)	(B)	(C)	(D)	(E)	(F)	(G)	(H)
	0	0.00000000	0.00000000	0.00000000	0	0	0 N/A
	0	0.00000000	0.00000000	0.00000000	0	0	0 N/A
	0	0.00000000	0.00000000	0.00000000	0	0	0 N/A
	0	25.00000000	25.00000000	25.00000000	0	0	0 N/A
N/A	N/A	N/A	N/A	0	0	0	0 N/A
	0	0.00000000	0.00000000	0.00000000	0	0	0 N/A
	0	0.00000000	0.00000000	0.00000000	0	0	0 N/A
	0	0.00000000	0.00000000	0.00000000	0	0	0 N/A
	0	0.00000000	0.00000000	0.00000000	0	0	0 N/A
	0	0.00000000	0.00000000	0.00000000	0	0	0 N/A
	0	0.00000000	0.00000000	0.00000000	0	0	0 N/A
	0	0.00000000	0.00000000	0.00000000	0	0	0 N/A
	0	0.00000000	0.00000000	0.00000000	0	0	0 N/A
	0	0.00000000	0.00000000	0.00000000	0	0	0 N/A
	0	0.00000000	0.00000000	0.00000000	0	0	0 N/A
	0	0.00000000	0.00000000	0.00000000	0	0	0 N/A
	0	0.00000000	0.00000000	0.00000000	0	0	0 N/A
	0	0.00000000	0.00000000	0.00000000	0	0	0 N/A
	0	0.00000000	0.00000000	0.00000000	0	0	0 N/A
	0	0.00000000	0.00000000	0.00000000	0	0	0 N/A
	0	0.00000000	0.00000000	0.00000000	0	0	0 N/A
	0	0.00000000	0.00000000	0.00000000	0	0	0 N/A
	0	0.00000000	0.00000000	0.00000000	0	0	0 N/A
N/A	N/A	N/A	N/A	0	0	0	0 N/A
	0	0.00000000	0.00000000	0.00000000	0	0	0 N/A
	0	0.00000000	0.00000000	0.00000000	0	0	0 N/A
N/A	N/A	N/A	N/A	0	0	0	0 N/A





BASE PERIOD DEMAND	RATES AT LAST PCI UPDATE	CURRENT RATES	PROPOSED RATES	BASE PERIOD DEMAND x RATES AT LAST PCI UPDATE	BASE PERIOD DEMAND x CURRENT RATES	BASE PERIOD DEMAND x PROPOSED RATES	INDEX RESULTS	
(A)	(B)	(C)	(D)	(E)	(F)	(G)	(H)	
	0	0.00000000	0.00000000	0.00000000	0	0	0	N/A
	0	0.00000000	0.00000000	0.00000000	0	0	0	N/A
	0	0.00000000	0.00000000	0.00000000	0	0	0	N/A
	0	0.00000000	0.00000000	0.00000000	0	0	0	N/A
N/A	N/A	N/A	N/A	0	0	0	0	N/A
	0	0.00000000	0.00000000	0.00000000	0	0	0	N/A
	0	0.00000000	0.00000000	0.00000000	0	0	0	N/A
	0	0.00000000	0.00000000	0.00000000	0	0	0	N/A
	0	0.00000000	0.00000000	0.00000000	0	0	0	N/A
	0	0.00000000	0.00000000	0.00000000	0	0	0	N/A
	0	0.00000000	0.00000000	0.00000000	0	0	0	N/A
	0	0.00000000	0.00000000	0.00000000	0	0	0	N/A
	0	0.00000000	0.00000000	0.00000000	0	0	0	N/A
	0	0.00000000	0.00000000	0.00000000	0	0	0	N/A
	0	0.00000000	0.00000000	0.00000000	0	0	0	N/A
	0	0.00000000	0.00000000	0.00000000	0	0	0	N/A
	0	0.00000000	0.00000000	0.00000000	0	0	0	N/A
	0	0.00000000	0.00000000	0.00000000	0	0	0	N/A
	0	0.00000000	0.00000000	0.00000000	0	0	0	N/A
	0	0.00000000	0.00000000	0.00000000	0	0	0	N/A
	0	0.00000000	0.00000000	0.00000000	0	0	0	N/A
	0	0.00000000	0.00000000	0.00000000	0	0	0	N/A
N/A	N/A	N/A	N/A	0	0	0	0	N/A
	0	0.00000000	0.00000000	0.00000000	0	0	0	N/A
N/A	N/A	N/A	N/A	0	0	0	0	N/A

Total



BASE PERIOD DEMAND	RATES AT LAST PCI UPDATE	CURRENT RATES	PROPOSED RATES	BASE PERIOD DEMAND x RATES AT LAST PCI UPDATE	BASE PERIOD DEMAND x CURRENT RATES	BASE PERIOD DEMAND x PROPOSED RATES	INDEX RESULTS
(A)	(B)	(C)	(D)	(E)	(F)	(G)	(H)
	0	0.00000000	0.00000000	0.00000000	0	0	0 N/A
	0	0.00000000	0.00000000	0.00000000	0	0	0 N/A
	0	0.00000000	0.00000000	0.00000000	0	0	0 N/A
	0	0.00000000	0.00000000	0.00000000	0	0	0 N/A
N/A	N/A	N/A	N/A	0	0	0	0 N/A
	0	0.00000000	0.00000000	0.00000000	0	0	0 N/A
	0	0.00000000	0.00000000	0.00000000	0	0	0 N/A
	0	0.00000000	0.00000000	0.00000000	0	0	0 N/A
	0	0.00000000	0.00000000	0.00000000	0	0	0 N/A
	0	0.00000000	0.00000000	0.00000000	0	0	0 N/A
	0	0.00000000	0.00000000	0.00000000	0	0	0 N/A
	0	0.00000000	0.00000000	0.00000000	0	0	0 N/A
	0	0.00000000	0.00000000	0.00000000	0	0	0 N/A
	0	0.00000000	0.00000000	0.00000000	0	0	0 N/A
	0	0.00000000	0.00000000	0.00000000	0	0	0 N/A
	0	0.00000000	0.00000000	0.00000000	0	0	0 N/A
	0	0.00000000	0.00000000	0.00000000	0	0	0 N/A
	0	0.00000000	0.00000000	0.00000000	0	0	0 N/A
	0	0.00000000	0.00000000	0.00000000	0	0	0 N/A
	0	0.00000000	0.00000000	0.00000000	0	0	0 N/A
	0	0.00000000	0.00000000	0.00000000	0	0	0 N/A
	0	0.00000000	0.00000000	0.00000000	0	0	0 N/A
	0	0.00000000	0.00000000	0.00000000	0	0	0 N/A
	0	0.00000000	0.00000000	0.00000000	0	0	0 N/A
	0	0.00000000	0.00000000	0.00000000	0	0	0 N/A
	0	0.00000000	0.00000000	0.00000000	0	0	0 N/A
N/A	N/A	N/A	N/A	0	0	0	0 N/A
	0	0.00000000	0.00000000	0.00000000	0	0	0 N/A
	0	0.00000000	0.00000000	0.00000000	0	0	0 N/A
	0	0.00000000	0.00000000	0.00000000	0	0	0 N/A
	0	0.00000000	0.00000000	0.00000000	0	0	0 N/A
N/A	N/A	N/A	N/A	0	0	0	0 N/A



Price Cap Tariff Review Plan  
Common Line Basket

BASE PERIOD DEMAND	RATES AT LAST PCI UPDATE	CURRENT RATES	PROPOSED RATES	BASE PERIOD DEMAND x RATES AT LAST PCI UPDATE	BASE PERIOD DEMAND x CURRENT RATES	BASE PERIOD DEMAND x PROPOSED RATES	INDEX RESULTS
(A)	(B)	(C)	(D)	(E)	(F)	(G)	(H)
0	0.00000000	0.00000000	0.00000000	0	0	0	N/A
0	0.00000000	0.00000000	0.00000000	0	0	0	N/A
0	0.00000000	0.00000000	0.00000000	0	0	0	N/A
0	0.00000000	0.00000000	0.00000000	0	0	0	N/A
N/A	N/A	N/A	N/A	0	0	0	N/A
0	0.00000000	0.00000000	0.00000000	0	0	0	N/A
0	0.00000000	0.00000000	0.00000000	0	0	0	N/A
0	0.00000000	0.00000000	0.00000000	0	0	0	N/A
0	0.00000000	0.00000000	0.00000000	0	0	0	N/A
0	0.00000000	0.00000000	0.00000000	0	0	0	N/A
0	0.00000000	0.00000000	0.00000000	0	0	0	N/A
0	0.00000000	0.00000000	0.00000000	0	0	0	N/A
0	0.00000000	0.00000000	0.00000000	0	0	0	N/A
0	0.00000000	0.00000000	0.00000000	0	0	0	N/A
0	0.00000000	0.00000000	0.00000000	0	0	0	N/A
0	0.00000000	0.00000000	0.00000000	0	0	0	N/A
0	0.00000000	0.00000000	0.00000000	0	0	0	N/A
0	0.00000000	0.00000000	0.00000000	0	0	0	N/A
0	0.00000000	0.00000000	0.00000000	0	0	0	N/A
0	0.00000000	0.00000000	0.00000000	0	0	0	N/A
0	0.00000000	0.00000000	0.00000000	0	0	0	N/A
0	0.00000000	0.00000000	0.00000000	0	0	0	N/A
0	0.00000000	0.00000000	0.00000000	0	0	0	N/A
0	N/A	N/A	N/A	0	0	0	N/A
0	N/A	N/A	N/A	0	0	0	N/A
0	0.00000000	0.00000000	0.00000000	0	0	0	N/A
0	0.00000000	0.00000000	0.00000000	0	0	0	N/A
0	0.00000000	0.00000000	0.00000000	0	0	0	N/A
0	0.00000000	0.00000000	0.00000000	0	0	0	N/A
N/A	N/A	N/A	N/A	0	0	0	N/A
0	0.00000000	0.00000000	0.00000000	0	0	0	N/A
N/A	N/A	N/A	N/A	0	0	0	N/A

Total





Price Cap Tariff Review Plan  
Common Line Basket

BASE PERIOD DEMAND	RATES AT LAST PCI UPDATE	CURRENT RATES	PROPOSED RATES	BASE PERIOD DEMAND x RATES AT LAST PCI UPDATE	BASE PERIOD DEMAND x CURRENT RATES	BASE PERIOD DEMAND x PROPOSED RATES	INDEX RESULTS
(A)	(B)	(C)	(D)	(E)	(F)	(G)	(H)
	0	0.00000000	0.00000000	0.00000000	0	0	0 N/A
	0	0.00000000	0.00000000	0.00000000	0	0	0 N/A
	0	0.00000000	0.00000000	0.00000000	0	0	0 N/A
	0	0.00000000	0.00000000	0.00000000	0	0	0 N/A
N/A	N/A	N/A	N/A	0	0	0	0 N/A
	0	0.00000000	0.00000000	0.00000000	0	0	0 N/A
	0	0.00000000	0.00000000	0.00000000	0	0	0 N/A
	0	0.00000000	0.00000000	0.00000000	0	0	0 N/A
	0	0.00000000	0.00000000	0.00000000	0	0	0 N/A
	0	0.00000000	0.00000000	0.00000000	0	0	0 N/A
	0	0.00000000	0.00000000	0.00000000	0	0	0 N/A
	0	0.00000000	0.00000000	0.00000000	0	0	0 N/A
	0	0.00000000	0.00000000	0.00000000	0	0	0 N/A
	0	0.00000000	0.00000000	0.00000000	0	0	0 N/A
	0	0.00000000	0.00000000	0.00000000	0	0	0 N/A
	0	0.00000000	0.00000000	0.00000000	0	0	0 N/A
	0	0.00000000	0.00000000	0.00000000	0	0	0 N/A
	0	0.00000000	0.00000000	0.00000000	0	0	0 N/A
	0	0.00000000	0.00000000	0.00000000	0	0	0 N/A
	0	0.00000000	0.00000000	0.00000000	0	0	0 N/A
	0	0.00000000	0.00000000	0.00000000	0	0	0 N/A
	0	0.00000000	0.00000000	0.00000000	0	0	0 N/A
	0	0.00000000	0.00000000	0.00000000	0	0	0 N/A
N/A	N/A	N/A	N/A	0	0	0	0 N/A
	0	0.00000000	0.00000000	0.00000000	0	0	0 N/A
	0	0.00000000	0.00000000	0.00000000	0	0	0 N/A
N/A	N/A	N/A	N/A	0	0	0	0 N/A





BASE PERIOD DEMAND	RATES AT LAST PCI UPDATE	CURRENT RATES	PROPOSED RATES	BASE PERIOD DEMAND x RATES AT LAST PCI UPDATE	BASE PERIOD DEMAND x CURRENT RATES	BASE PERIOD DEMAND x PROPOSED RATES	INDEX RESULTS
(A)	(B)	(C)	(D)	(E)	(F)	(G)	(H)
	0	0.00000000	0.00000000	0.00000000	0	0	0 N/A
	0	0.00000000	0.00000000	0.00000000	0	0	0 N/A
	0	0.00000000	0.00000000	0.00000000	0	0	0 N/A
	0	0.00000000	0.00000000	0.00000000	0	0	0 N/A
N/A	N/A	N/A	N/A	0	0	0	0 N/A
	0	0.00000000	0.00000000	0.00000000	0	0	0 N/A
	0	0.00000000	0.00000000	0.00000000	0	0	0 N/A
	0	0.00000000	0.00000000	0.00000000	0	0	0 N/A
	0	0.00000000	0.00000000	0.00000000	0	0	0 N/A
	0	0.00000000	0.00000000	0.00000000	0	0	0 N/A
	0	0.00000000	0.00000000	0.00000000	0	0	0 N/A
	0	0.00000000	0.00000000	0.00000000	0	0	0 N/A
	0	0.00000000	0.00000000	0.00000000	0	0	0 N/A
	0	0.00000000	0.00000000	0.00000000	0	0	0 N/A
	0	0.00000000	0.00000000	0.00000000	0	0	0 N/A
	0	0.00000000	0.00000000	0.00000000	0	0	0 N/A
	0	0.00000000	0.00000000	0.00000000	0	0	0 N/A
	0	0.00000000	0.00000000	0.00000000	0	0	0 N/A
	0	0.00000000	0.00000000	0.00000000	0	0	0 N/A
	0	0.00000000	0.00000000	0.00000000	0	0	0 N/A
	0	0.00000000	0.00000000	0.00000000	0	0	0 N/A
	0	0.00000000	0.00000000	0.00000000	0	0	0 N/A
	0	0.00000000	0.00000000	0.00000000	0	0	0 N/A
	0	0.00000000	0.00000000	0.00000000	0	0	0 N/A
	0	0.00000000	0.00000000	0.00000000	0	0	0 N/A
N/A	N/A	N/A	N/A	0	0	0	0 N/A
	0	0.00000000	0.00000000	0.00000000	0	0	0 N/A
N/A	N/A	N/A	N/A	0	0	0	0 N/A
Total							



BASE PERIOD DEMAND	RATES AT LAST PCI UPDATE	CURRENT RATES	PROPOSED RATES	BASE PERIOD DEMAND x RATES AT LAST PCI UPDATE	BASE PERIOD DEMAND x CURRENT RATES	BASE PERIOD DEMAND x PROPOSED RATES	INDEX RESULTS
(A)	(B)	(C)	(D)	(E)	(F)	(G)	(H)
	0	0.00000000	0.00000000	0.00000000	0	0	0 N/A
	0	0.00000000	0.00000000	0.00000000	0	0	0 N/A
	0	0.00000000	0.00000000	0.00000000	0	0	0 N/A
	0	0.00000000	0.00000000	0.00000000	0	0	0 N/A
N/A	N/A	N/A	N/A	0	0	0	0 N/A
	0	0.00000000	0.00000000	0.00000000	0	0	0 N/A
	0	0.00000000	0.00000000	0.00000000	0	0	0 N/A
	0	0.00000000	0.00000000	0.00000000	0	0	0 N/A
	0	0.00000000	0.00000000	0.00000000	0	0	0 N/A
	0	0.00000000	0.00000000	0.00000000	0	0	0 N/A
	0	0.00000000	0.00000000	0.00000000	0	0	0 N/A
	0	0.00000000	0.00000000	0.00000000	0	0	0 N/A
	0	0.00000000	0.00000000	0.00000000	0	0	0 N/A
	0	0.00000000	0.00000000	0.00000000	0	0	0 N/A
	0	0.00000000	0.00000000	0.00000000	0	0	0 N/A
	0	0.00000000	0.00000000	0.00000000	0	0	0 N/A
	0	0.00000000	0.00000000	0.00000000	0	0	0 N/A
	0	0.00000000	0.00000000	0.00000000	0	0	0 N/A
	0	0.00000000	0.00000000	0.00000000	0	0	0 N/A
	0	0.00000000	0.00000000	0.00000000	0	0	0 N/A
	0	0.00000000	0.00000000	0.00000000	0	0	0 N/A
N/A	N/A	N/A	N/A	0	0	0	0 N/A
	0	0.00000000	0.00000000	0.00000000	0	0	0 N/A
	0	0.00000000	0.00000000	0.00000000	0	0	0 N/A
N/A	N/A	N/A	N/A	0	0	0	0 N/A



Price Cap Tariff Review Plan  
Common Line Basket

BASE PERIOD DEMAND	RATES AT LAST PCI UPDATE	CURRENT RATES	PROPOSED RATES	BASE PERIOD DEMAND x RATES AT LAST PCI UPDATE	BASE PERIOD DEMAND x CURRENT RATES	BASE PERIOD DEMAND x PROPOSED RATES	INDEX RESULTS
(A)	(B)	(C)	(D)	(E)	(F)	(G)	(H)
	0	0.00000000	0.00000000	0	0	0	N/A
	0	0.00000000	0.00000000	0	0	0	N/A
	0	0.00000000	0.00000000	0	0	0	N/A
	0	0.00000000	0.00000000	0	0	0	N/A
N/A	N/A	N/A	N/A	0	0	0	N/A
	0	0.00000000	0.00000000	0	0	0	N/A
	0	0.00000000	0.00000000	0	0	0	N/A
	0	0.00000000	0.00000000	0	0	0	N/A
	0	0.00000000	0.00000000	0	0	0	N/A
	0	0.00000000	0.00000000	0	0	0	N/A
	0	0.00000000	0.00000000	0	0	0	N/A
	0	0.00000000	0.00000000	0	0	0	N/A
	0	0.00000000	0.00000000	0	0	0	N/A
	0	0.00000000	0.00000000	0	0	0	N/A
	0	0.00000000	0.00000000	0	0	0	N/A
	0	0.00000000	0.00000000	0	0	0	N/A
	0	0.00000000	0.00000000	0	0	0	N/A
	0	0.00000000	0.00000000	0	0	0	N/A
	0	0.00000000	0.00000000	0	0	0	N/A
	0	0.00000000	0.00000000	0	0	0	N/A
	0	0.00000000	0.00000000	0	0	0	N/A
N/A	N/A	N/A	N/A	0	0	0	N/A
	0	0.00000000	0.00000000	0	0	0	N/A
N/A	N/A	N/A	N/A	0	0	0	N/A

Total





Price Cap Tariff Review Plan  
Common Line Basket

BASE PERIOD DEMAND	RATES AT LAST PCI UPDATE	CURRENT RATES	PROPOSED RATES	BASE PERIOD DEMAND x RATES AT LAST PCI UPDATE	BASE PERIOD DEMAND x CURRENT RATES	BASE PERIOD DEMAND x PROPOSED RATES	INDEX RESULTS
(A)	(B)	(C)	(D)	(E)	(F)	(G)	(H)
	0	0.00000000	0.00000000	0.00000000	0	0	0 N/A
	0	0.00000000	0.00000000	0.00000000	0	0	0 N/A
	0	0.00000000	0.00000000	0.00000000	0	0	0 N/A
	0	0.00000000	0.00000000	0.00000000	0	0	0 N/A
N/A	N/A	N/A	N/A	0	0	0	0 N/A
	0	0.00000000	0.00000000	0.00000000	0	0	0 N/A
	0	0.00000000	0.00000000	0.00000000	0	0	0 N/A
	0	0.00000000	0.00000000	0.00000000	0	0	0 N/A
	0	0.00000000	0.00000000	0.00000000	0	0	0 N/A
	0	0.00000000	0.00000000	0.00000000	0	0	0 N/A
	0	0.00000000	0.00000000	0.00000000	0	0	0 N/A
	0	0.00000000	0.00000000	0.00000000	0	0	0 N/A
	0	0.00000000	0.00000000	0.00000000	0	0	0 N/A
	0	0.00000000	0.00000000	0.00000000	0	0	0 N/A
	0	0.00000000	0.00000000	0.00000000	0	0	0 N/A
	0	0.00000000	0.00000000	0.00000000	0	0	0 N/A
	0	0.00000000	0.00000000	0.00000000	0	0	0 N/A
	0	0.00000000	0.00000000	0.00000000	0	0	0 N/A
	0	0.00000000	0.00000000	0.00000000	0	0	0 N/A
	0	0.00000000	0.00000000	0.00000000	0	0	0 N/A
N/A	N/A	N/A	N/A	0	0	0	0 N/A
	0	0.00000000	0.00000000	0.00000000	0	0	0 N/A
N/A	N/A	N/A	N/A	0	0	0	0 N/A





BASE PERIOD DEMAND	RATES AT LAST PCI UPDATE	CURRENT RATES	PROPOSED RATES	BASE PERIOD DEMAND x RATES AT LAST PCI UPDATE	BASE PERIOD DEMAND x CURRENT RATES	BASE PERIOD DEMAND x PROPOSED RATES	INDEX RESULTS
(A)	(B)	(C)	(D)	(E)	(F)	(G)	(H)
	0	0.00000000	0.00000000	0.00000000	0	0	0 N/A
	0	0.00000000	0.00000000	0.00000000	0	0	0 N/A
	0	0.00000000	0.00000000	0.00000000	0	0	0 N/A
	0	0.00000000	0.00000000	0.00000000	0	0	0 N/A
N/A	N/A	N/A	N/A	0	0	0	0 N/A
	0	0.00000000	0.00000000	0.00000000	0	0	0 N/A
	0	0.00000000	0.00000000	0.00000000	0	0	0 N/A
	0	0.00000000	0.00000000	0.00000000	0	0	0 N/A
	0	0.00000000	0.00000000	0.00000000	0	0	0 N/A
	0	0.00000000	0.00000000	0.00000000	0	0	0 N/A
	0	0.00000000	0.00000000	0.00000000	0	0	0 N/A
	0	0.00000000	0.00000000	0.00000000	0	0	0 N/A
	0	0.00000000	0.00000000	0.00000000	0	0	0 N/A
	0	0.00000000	0.00000000	0.00000000	0	0	0 N/A
	0	0.00000000	0.00000000	0.00000000	0	0	0 N/A
	0	0.00000000	0.00000000	0.00000000	0	0	0 N/A
	0	0.00000000	0.00000000	0.00000000	0	0	0 N/A
	0	0.00000000	0.00000000	0.00000000	0	0	0 N/A
	0	0.00000000	0.00000000	0.00000000	0	0	0 N/A
	0	0.00000000	0.00000000	0.00000000	0	0	0 N/A
	0	0.00000000	0.00000000	0.00000000	0	0	0 N/A
	0	0.00000000	0.00000000	0.00000000	0	0	0 N/A
N/A	N/A	N/A	N/A	0	0	0	0 N/A
	0	0.00000000	0.00000000	0.00000000	0	0	0 N/A
N/A	N/A	N/A	N/A	0	0	0	0 N/A

Total



BASE PERIOD DEMAND	RATES AT LAST PCI UPDATE	CURRENT RATES	PROPOSED RATES	BASE PERIOD DEMAND x RATES AT LAST PCI UPDATE	BASE PERIOD DEMAND x CURRENT RATES	BASE PERIOD DEMAND x PROPOSED RATES	INDEX RESULTS
(A)	(B)	(C)	(D)	(E)	(F)	(G)	(H)
	0	0.00000000	0.00000000	0.00000000	0	0	0 N/A
	0	0.00000000	0.00000000	0.00000000	0	0	0 N/A
	0	0.00000000	0.00000000	0.00000000	0	0	0 N/A
	0	0.00000000	0.00000000	0.00000000	0	0	0 N/A
N/A	N/A	N/A	N/A	0	0	0	0 N/A
	0	0.00000000	0.00000000	0.00000000	0	0	0 N/A
	0	0.00000000	0.00000000	0.00000000	0	0	0 N/A
	0	0.00000000	0.00000000	0.00000000	0	0	0 N/A
	0	0.00000000	0.00000000	0.00000000	0	0	0 N/A
	0	0.00000000	0.00000000	0.00000000	0	0	0 N/A
	0	0.00000000	0.00000000	0.00000000	0	0	0 N/A
	0	0.00000000	0.00000000	0.00000000	0	0	0 N/A
	0	0.00000000	0.00000000	0.00000000	0	0	0 N/A
	0	0.00000000	0.00000000	0.00000000	0	0	0 N/A
	0	0.00000000	0.00000000	0.00000000	0	0	0 N/A
	0	0.00000000	0.00000000	0.00000000	0	0	0 N/A
	0	0.00000000	0.00000000	0.00000000	0	0	0 N/A
	0	0.00000000	0.00000000	0.00000000	0	0	0 N/A
	0	0.00000000	0.00000000	0.00000000	0	0	0 N/A
N/A	N/A	N/A	N/A	0	0	0	0 N/A
	0	0.00000000	0.00000000	0.00000000	0	0	0 N/A
N/A	N/A	N/A	N/A	0	0	0	0 N/A



Price Cap Tariff Review Plan  
Common Line Basket

BASE PERIOD DEMAND	RATES AT LAST PCI UPDATE	CURRENT RATES	PROPOSED RATES	BASE PERIOD DEMAND x RATES AT LAST PCI UPDATE	BASE PERIOD DEMAND x CURRENT RATES	BASE PERIOD DEMAND x PROPOSED RATES	INDEX RESULTS
(A)	(B)	(C)	(D)	(E)	(F)	(G)	(H)
	0	0.00000000	0.00000000	0	0	0	N/A
	0	0.00000000	0.00000000	0	0	0	N/A
	0	0.00000000	0.00000000	0	0	0	N/A
	0	0.00000000	0.00000000	0	0	0	N/A
N/A	N/A	N/A	N/A	0	0	0	N/A
	0	0.00000000	0.00000000	0	0	0	N/A
	0	0.00000000	0.00000000	0	0	0	N/A
	0	0.00000000	0.00000000	0	0	0	N/A
	0	0.00000000	0.00000000	0	0	0	N/A
	0	0.00000000	0.00000000	0	0	0	N/A
	0	0.00000000	0.00000000	0	0	0	N/A
	0	0.00000000	0.00000000	0	0	0	N/A
	0	0.00000000	0.00000000	0	0	0	N/A
	0	0.00000000	0.00000000	0	0	0	N/A
	0	0.00000000	0.00000000	0	0	0	N/A
	0	0.00000000	0.00000000	0	0	0	N/A
	0	0.00000000	0.00000000	0	0	0	N/A
	0	0.00000000	0.00000000	0	0	0	N/A
	0	0.00000000	0.00000000	0	0	0	N/A
N/A	N/A	N/A	N/A	0	0	0	N/A
	0	0.00000000	0.00000000	0	0	0	N/A
N/A	N/A	N/A	N/A	0	0	0	N/A

Total





Price Cap Tariff Review Plan  
Common Line Basket

BASE PERIOD DEMAND	RATES AT LAST PCI UPDATE	CURRENT RATES	PROPOSED RATES	BASE PERIOD DEMAND x RATES AT LAST PCI UPDATE	BASE PERIOD DEMAND x CURRENT RATES	BASE PERIOD DEMAND x PROPOSED RATES	INDEX RESULTS
(A)	(B)	(C)	(D)	(E)	(F)	(G)	(H)
	0	0.00000000	0.00000000	0.00000000	0	0	0 N/A
	0	0.00000000	0.00000000	0.00000000	0	0	0 N/A
	0	0.00000000	0.00000000	0.00000000	0	0	0 N/A
	0	0.00000000	0.00000000	0.00000000	0	0	0 N/A
N/A	N/A	N/A	N/A	0	0	0	0 N/A
	0	0.00000000	0.00000000	0.00000000	0	0	0 N/A
	0	0.00000000	0.00000000	0.00000000	0	0	0 N/A
	0	0.00000000	0.00000000	0.00000000	0	0	0 N/A
	0	0.00000000	0.00000000	0.00000000	0	0	0 N/A
	0	0.00000000	0.00000000	0.00000000	0	0	0 N/A
	0	0.00000000	0.00000000	0.00000000	0	0	0 N/A
	0	0.00000000	0.00000000	0.00000000	0	0	0 N/A
	0	0.00000000	0.00000000	0.00000000	0	0	0 N/A
	0	0.00000000	0.00000000	0.00000000	0	0	0 N/A
	0	0.00000000	0.00000000	0.00000000	0	0	0 N/A
	0	0.00000000	0.00000000	0.00000000	0	0	0 N/A
	0	0.00000000	0.00000000	0.00000000	0	0	0 N/A
	0	0.00000000	0.00000000	0.00000000	0	0	0 N/A
	0	0.00000000	0.00000000	0.00000000	0	0	0 N/A
	0	0.00000000	0.00000000	0.00000000	0	0	0 N/A
	0	0.00000000	0.00000000	0.00000000	0	0	0 N/A
	0	0.00000000	0.00000000	0.00000000	0	0	0 N/A
	0	0.00000000	0.00000000	0.00000000	0	0	0 N/A
	0	0.00000000	0.00000000	0.00000000	0	0	0 N/A
	0	0.00000000	0.00000000	0.00000000	0	0	0 N/A
N/A	N/A	N/A	N/A	0	0	0	0 N/A
	0	0.00000000	0.00000000	0.00000000	0	0	0 N/A
	0	0.00000000	0.00000000	0.00000000	0	0	0 N/A
N/A	N/A	N/A	N/A	0	0	0	0 N/A





BASE PERIOD DEMAND	RATES AT LAST PCI UPDATE	CURRENT RATES	PROPOSED RATES	BASE PERIOD DEMAND x RATES AT LAST PCI UPDATE	BASE PERIOD DEMAND x CURRENT RATES	BASE PERIOD DEMAND x PROPOSED RATES	INDEX RESULTS
(A)	(B)	(C)	(D)	(E)	(F)	(G)	(H)
	0	0.00000000	0.00000000	0.00000000	0	0	N/A
	0	0.00000000	0.00000000	0.00000000	0	0	N/A
	0	0.00000000	0.00000000	0.00000000	0	0	N/A
	0	0.00000000	0.00000000	0.00000000	0	0	N/A
N/A	N/A	N/A	N/A	0	0	0	N/A
	0	0.00000000	0.00000000	0.00000000	0	0	N/A
	0	0.00000000	0.00000000	0.00000000	0	0	N/A
	0	0.00000000	0.00000000	0.00000000	0	0	N/A
	0	0.00000000	0.00000000	0.00000000	0	0	N/A
	0	0.00000000	0.00000000	0.00000000	0	0	N/A
	0	0.00000000	0.00000000	0.00000000	0	0	N/A
	0	0.00000000	0.00000000	0.00000000	0	0	N/A
	0	0.00000000	0.00000000	0.00000000	0	0	N/A
	0	0.00000000	0.00000000	0.00000000	0	0	N/A
	0	0.00000000	0.00000000	0.00000000	0	0	N/A
	0	0.00000000	0.00000000	0.00000000	0	0	N/A
	0	0.00000000	0.00000000	0.00000000	0	0	N/A
	0	0.00000000	0.00000000	0.00000000	0	0	N/A
	0	0.00000000	0.00000000	0.00000000	0	0	N/A
	0	0.00000000	0.00000000	0.00000000	0	0	N/A
	0	0.00000000	0.00000000	0.00000000	0	0	N/A
	0	0.00000000	0.00000000	0.00000000	0	0	N/A
	0	0.00000000	0.00000000	0.00000000	0	0	N/A
N/A	N/A	N/A	N/A	0	0	0	N/A
	0	0.00000000	0.00000000	0.00000000	0	0	N/A
N/A	N/A	N/A	N/A	0	0	0	N/A

Total



BASE PERIOD DEMAND	RATES AT LAST PCI UPDATE	CURRENT RATES	PROPOSED RATES	BASE PERIOD DEMAND x RATES AT LAST PCI UPDATE	BASE PERIOD DEMAND x CURRENT RATES	BASE PERIOD DEMAND x PROPOSED RATES	INDEX RESULTS
(A)	(B)	(C)	(D)	(E)	(F)	(G)	(H)
	0	0.00000000	0.00000000	0.00000000	0	0	0 N/A
	0	0.00000000	0.00000000	0.00000000	0	0	0 N/A
	0	0.00000000	0.00000000	0.00000000	0	0	0 N/A
	0	0.00000000	0.00000000	0.00000000	0	0	0 N/A
N/A	N/A	N/A	N/A	0	0	0	0 N/A
	0	0.00000000	0.00000000	0.00000000	0	0	0 N/A
	0	0.00000000	0.00000000	0.00000000	0	0	0 N/A
	0	0.00000000	0.00000000	0.00000000	0	0	0 N/A
	0	0.00000000	0.00000000	0.00000000	0	0	0 N/A
	0	0.00000000	0.00000000	0.00000000	0	0	0 N/A
	0	0.00000000	0.00000000	0.00000000	0	0	0 N/A
	0	0.00000000	0.00000000	0.00000000	0	0	0 N/A
	0	0.00000000	0.00000000	0.00000000	0	0	0 N/A
	0	0.00000000	0.00000000	0.00000000	0	0	0 N/A
	0	0.00000000	0.00000000	0.00000000	0	0	0 N/A
	0	0.00000000	0.00000000	0.00000000	0	0	0 N/A
	0	0.00000000	0.00000000	0.00000000	0	0	0 N/A
	0	0.00000000	0.00000000	0.00000000	0	0	0 N/A
	0	0.00000000	0.00000000	0.00000000	0	0	0 N/A
	0	0.00000000	0.00000000	0.00000000	0	0	0 N/A
	0	0.00000000	0.00000000	0.00000000	0	0	0 N/A
N/A	N/A	N/A	N/A	0	0	0	0 N/A
	0	0.00000000	0.00000000	0.00000000	0	0	0 N/A
				0	0	0	0 N/A
N/A	N/A	N/A	N/A	0	0	0	0 N/A



Price Cap Tariff Review Plan  
Common Line Basket

BASE PERIOD DEMAND	RATES AT LAST PCI UPDATE	CURRENT RATES	PROPOSED RATES	BASE PERIOD DEMAND x RATES AT LAST PCI UPDATE	BASE PERIOD DEMAND x CURRENT RATES	BASE PERIOD DEMAND x PROPOSED RATES	INDEX RESULTS
(A)	(B)	(C)	(D)	(E)	(F)	(G)	(H)
	0	0.00000000	0.00000000	0	0	0	N/A
	0	0.00000000	0.00000000	0	0	0	N/A
	0	0.00000000	0.00000000	0	0	0	N/A
	0	0.00000000	0.00000000	0	0	0	N/A
N/A	N/A	N/A	N/A	0	0	0	N/A
	0	0.00000000	0.00000000	0	0	0	N/A
	0	0.00000000	0.00000000	0	0	0	N/A
	0	0.00000000	0.00000000	0	0	0	N/A
	0	0.00000000	0.00000000	0	0	0	N/A
	0	0.00000000	0.00000000	0	0	0	N/A
	0	0.00000000	0.00000000	0	0	0	N/A
	0	0.00000000	0.00000000	0	0	0	N/A
	0	0.00000000	0.00000000	0	0	0	N/A
	0	0.00000000	0.00000000	0	0	0	N/A
	0	0.00000000	0.00000000	0	0	0	N/A
	0	0.00000000	0.00000000	0	0	0	N/A
	0	0.00000000	0.00000000	0	0	0	N/A
	0	0.00000000	0.00000000	0	0	0	N/A
	0	0.00000000	0.00000000	0	0	0	N/A
	0	0.00000000	0.00000000	0	0	0	N/A
	0	0.00000000	0.00000000	0	0	0	N/A
	0	0.00000000	0.00000000	0	0	0	N/A
	0	0.00000000	0.00000000	0	0	0	N/A
	0	0.00000000	0.00000000	0	0	0	N/A
N/A	N/A	N/A	N/A	0	0	0	N/A
	0	0.00000000	0.00000000	0	0	0	N/A
N/A	N/A	N/A	N/A	0	0	0	N/A

Total





Price Cap Tariff Review Plan  
Common Line Basket

BASE PERIOD DEMAND	RATES AT LAST PCI UPDATE	CURRENT RATES	PROPOSED RATES	BASE PERIOD DEMAND x RATES AT LAST PCI UPDATE	BASE PERIOD DEMAND x CURRENT RATES	BASE PERIOD DEMAND x PROPOSED RATES	INDEX RESULTS
(A)	(B)	(C)	(D)	(E)	(F)	(G)	(H)
	0	0.00000000	0.00000000	0.00000000	0	0	0 N/A
	0	0.00000000	0.00000000	0.00000000	0	0	0 N/A
	0	0.00000000	0.00000000	0.00000000	0	0	0 N/A
	0	0.00000000	0.00000000	0.00000000	0	0	0 N/A
N/A	N/A	N/A	N/A	0	0	0	0 N/A
	0	0.00000000	0.00000000	0.00000000	0	0	0 N/A
	0	0.00000000	0.00000000	0.00000000	0	0	0 N/A
	0	0.00000000	0.00000000	0.00000000	0	0	0 N/A
	0	0.00000000	0.00000000	0.00000000	0	0	0 N/A
	0	0.00000000	0.00000000	0.00000000	0	0	0 N/A
	0	0.00000000	0.00000000	0.00000000	0	0	0 N/A
	0	0.00000000	0.00000000	0.00000000	0	0	0 N/A
	0	0.00000000	0.00000000	0.00000000	0	0	0 N/A
	0	0.00000000	0.00000000	0.00000000	0	0	0 N/A
	0	0.00000000	0.00000000	0.00000000	0	0	0 N/A
	0	0.00000000	0.00000000	0.00000000	0	0	0 N/A
	0	0.00000000	0.00000000	0.00000000	0	0	0 N/A
	0	0.00000000	0.00000000	0.00000000	0	0	0 N/A
	0	0.00000000	0.00000000	0.00000000	0	0	0 N/A
	0	0.00000000	0.00000000	0.00000000	0	0	0 N/A
	0	0.00000000	0.00000000	0.00000000	0	0	0 N/A
N/A	N/A	N/A	N/A	0	0	0	0 N/A
	0	0.00000000	0.00000000	0.00000000	0	0	0 N/A
	0	0.00000000	0.00000000	0.00000000	0	0	0 N/A
N/A	N/A	N/A	N/A	0	0	0	0 N/A





BASE PERIOD DEMAND	RATES AT LAST PCI UPDATE	CURRENT RATES	PROPOSED RATES	BASE PERIOD DEMAND x RATES AT LAST PCI UPDATE	BASE PERIOD DEMAND x CURRENT RATES	BASE PERIOD DEMAND x PROPOSED RATES	INDEX RESULTS
(A)	(B)	(C)	(D)	(E)	(F)	(G)	(H)
	0	0.00000000	0.00000000	0.00000000	0	0	0 N/A
	0	0.00000000	0.00000000	0.00000000	0	0	0 N/A
	0	0.00000000	0.00000000	0.00000000	0	0	0 N/A
	0	0.00000000	0.00000000	0.00000000	0	0	0 N/A
N/A	N/A	N/A	N/A	0	0	0	0 N/A
	0	0.00000000	0.00000000	0.00000000	0	0	0 N/A
	0	0.00000000	0.00000000	0.00000000	0	0	0 N/A
	0	0.00000000	0.00000000	0.00000000	0	0	0 N/A
	0	0.00000000	0.00000000	0.00000000	0	0	0 N/A
	0	0.00000000	0.00000000	0.00000000	0	0	0 N/A
	0	0.00000000	0.00000000	0.00000000	0	0	0 N/A
	0	0.00000000	0.00000000	0.00000000	0	0	0 N/A
	0	0.00000000	0.00000000	0.00000000	0	0	0 N/A
	0	0.00000000	0.00000000	0.00000000	0	0	0 N/A
	0	0.00000000	0.00000000	0.00000000	0	0	0 N/A
	0	0.00000000	0.00000000	0.00000000	0	0	0 N/A
	0	0.00000000	0.00000000	0.00000000	0	0	0 N/A
	0	0.00000000	0.00000000	0.00000000	0	0	0 N/A
	0	0.00000000	0.00000000	0.00000000	0	0	0 N/A
	0	0.00000000	0.00000000	0.00000000	0	0	0 N/A
	0	0.00000000	0.00000000	0.00000000	0	0	0 N/A
	0	0.00000000	0.00000000	0.00000000	0	0	0 N/A
	0	0.00000000	0.00000000	0.00000000	0	0	0 N/A
	0	0.00000000	0.00000000	0.00000000	0	0	0 N/A
	0	0.00000000	0.00000000	0.00000000	0	0	0 N/A
N/A	N/A	N/A	N/A	0	0	0	0 N/A
	0	0.00000000	0.00000000	0.00000000	0	0	0 N/A
N/A	N/A	N/A	N/A	0	0	0	0 N/A

Total



BASE PERIOD DEMAND	RATES AT LAST PCI UPDATE	CURRENT RATES	PROPOSED RATES	BASE PERIOD DEMAND x RATES AT LAST PCI UPDATE	BASE PERIOD DEMAND x CURRENT RATES	BASE PERIOD DEMAND x PROPOSED RATES	INDEX RESULTS
(A)	(B)	(C)	(D)	(E)	(F)	(G)	(H)
	0	0.00000000	0.00000000	0.00000000	0	0	0 N/A
	0	0.00000000	0.00000000	0.00000000	0	0	0 N/A
	0	0.00000000	0.00000000	0.00000000	0	0	0 N/A
	0	0.00000000	0.00000000	0.00000000	0	0	0 N/A
N/A	N/A	N/A	N/A	0	0	0	0 N/A
	0	0.00000000	0.00000000	0.00000000	0	0	0 N/A
	0	0.00000000	0.00000000	0.00000000	0	0	0 N/A
	0	0.00000000	0.00000000	0.00000000	0	0	0 N/A
	0	0.00000000	0.00000000	0.00000000	0	0	0 N/A
	0	0.00000000	0.00000000	0.00000000	0	0	0 N/A
	0	0.00000000	0.00000000	0.00000000	0	0	0 N/A
	0	0.00000000	0.00000000	0.00000000	0	0	0 N/A
	0	0.00000000	0.00000000	0.00000000	0	0	0 N/A
	0	0.00000000	0.00000000	0.00000000	0	0	0 N/A
	0	0.00000000	0.00000000	0.00000000	0	0	0 N/A
	0	0.00000000	0.00000000	0.00000000	0	0	0 N/A
	0	0.00000000	0.00000000	0.00000000	0	0	0 N/A
	0	0.00000000	0.00000000	0.00000000	0	0	0 N/A
	0	0.00000000	0.00000000	0.00000000	0	0	0 N/A
	0	0.00000000	0.00000000	0.00000000	0	0	0 N/A
	0	0.00000000	0.00000000	0.00000000	0	0	0 N/A
N/A	N/A	N/A	N/A	0	0	0	0 N/A
	0	0.00000000	0.00000000	0.00000000	0	0	0 N/A
	0	0.00000000	0.00000000	0.00000000	0	0	0 N/A
	0	0.00000000	0.00000000	0.00000000	0	0	0 N/A
N/A	N/A	N/A	N/A	0	0	0	0 N/A



Price Cap Tariff Review Plan  
Common Line Basket

BASE PERIOD DEMAND	RATES AT LAST PCI UPDATE	CURRENT RATES	PROPOSED RATES	BASE PERIOD DEMAND x RATES AT LAST PCI UPDATE	BASE PERIOD DEMAND x CURRENT RATES	BASE PERIOD DEMAND x PROPOSED RATES	INDEX RESULTS	
(A)	(B)	(C)	(D)	(E)	(F)	(G)	(H)	
	0	0.00000000	0.00000000	0.00000000	0	0	0	N/A
	0	0.00000000	0.00000000	0.00000000	0	0	0	N/A
	0	0.00000000	0.00000000	0.00000000	0	0	0	N/A
	0	0.00000000	0.00000000	0.00000000	0	0	0	N/A
N/A	N/A	N/A	N/A		0	0	0	N/A
	0	0.00000000	0.00000000	0.00000000	0	0	0	N/A
	0	0.00000000	0.00000000	0.00000000	0	0	0	N/A
	0	0.00000000	0.00000000	0.00000000	0	0	0	N/A
	0	0.00000000	0.00000000	0.00000000	0	0	0	N/A
	0	0.00000000	0.00000000	0.00000000	0	0	0	N/A
	0	0.00000000	0.00000000	0.00000000	0	0	0	N/A
	0	0.00000000	0.00000000	0.00000000	0	0	0	N/A
	0	0.00000000	0.00000000	0.00000000	0	0	0	N/A
	0	0.00000000	0.00000000	0.00000000	0	0	0	N/A
	0	0.00000000	0.00000000	0.00000000	0	0	0	N/A
	0	0.00000000	0.00000000	0.00000000	0	0	0	N/A
	0	0.00000000	0.00000000	0.00000000	0	0	0	N/A
	0	0.00000000	0.00000000	0.00000000	0	0	0	N/A
	0	0.00000000	0.00000000	0.00000000	0	0	0	N/A
	0	0.00000000	0.00000000	0.00000000	0	0	0	N/A
	0	0.00000000	0.00000000	0.00000000	0	0	0	N/A
	0	0.00000000	0.00000000	0.00000000	0	0	0	N/A
N/A	N/A	N/A	N/A		0	0	0	N/A
	0	0.00000000	0.00000000	0.00000000	0	0	0	N/A
N/A	N/A	N/A	N/A		0	0	0	N/A

Total





Price Cap Tariff Review Plan  
Common Line Basket

BASE PERIOD DEMAND	RATES AT LAST PCI UPDATE	CURRENT RATES	PROPOSED RATES	BASE PERIOD DEMAND x RATES AT LAST PCI UPDATE	BASE PERIOD DEMAND x CURRENT RATES	BASE PERIOD DEMAND x PROPOSED RATES	INDEX RESULTS
(A)	(B)	(C)	(D)	(E)	(F)	(G)	(H)
	0	0.00000000	0.00000000	0.00000000	0	0	0 N/A
	0	0.00000000	0.00000000	0.00000000	0	0	0 N/A
	0	0.00000000	0.00000000	0.00000000	0	0	0 N/A
	0	0.00000000	0.00000000	0.00000000	0	0	0 N/A
N/A	N/A	N/A	N/A	0	0	0	0 N/A
	0	0.00000000	0.00000000	0.00000000	0	0	0 N/A
	0	0.00000000	0.00000000	0.00000000	0	0	0 N/A
	0	0.00000000	0.00000000	0.00000000	0	0	0 N/A
	0	0.00000000	0.00000000	0.00000000	0	0	0 N/A
	0	0.00000000	0.00000000	0.00000000	0	0	0 N/A
	0	0.00000000	0.00000000	0.00000000	0	0	0 N/A
	0	0.00000000	0.00000000	0.00000000	0	0	0 N/A
	0	0.00000000	0.00000000	0.00000000	0	0	0 N/A
	0	0.00000000	0.00000000	0.00000000	0	0	0 N/A
	0	0.00000000	0.00000000	0.00000000	0	0	0 N/A
	0	0.00000000	0.00000000	0.00000000	0	0	0 N/A
	0	0.00000000	0.00000000	0.00000000	0	0	0 N/A
	0	0.00000000	0.00000000	0.00000000	0	0	0 N/A
	0	0.00000000	0.00000000	0.00000000	0	0	0 N/A
	0	0.00000000	0.00000000	0.00000000	0	0	0 N/A
	0	0.00000000	0.00000000	0.00000000	0	0	0 N/A
N/A	N/A	N/A	N/A	0	0	0	0 N/A
	0	0.00000000	0.00000000	0.00000000	0	0	0 N/A
N/A	N/A	N/A	N/A	0	0	0	0 N/A





BASE PERIOD DEMAND	RATES AT LAST PCI UPDATE	CURRENT RATES	PROPOSED RATES	BASE PERIOD DEMAND x RATES AT LAST PCI UPDATE	BASE PERIOD DEMAND x CURRENT RATES	BASE PERIOD DEMAND x PROPOSED RATES	INDEX RESULTS
(A)	(B)	(C)	(D)	(E)	(F)	(G)	(H)
	0	0.00000000	0.00000000	0.00000000	0	0	0 N/A
	0	0.00000000	0.00000000	0.00000000	0	0	0 N/A
	0	0.00000000	0.00000000	0.00000000	0	0	0 N/A
	0	0.00000000	0.00000000	0.00000000	0	0	0 N/A
N/A	N/A	N/A	N/A	0	0	0	0 N/A
	0	0.00000000	0.00000000	0.00000000	0	0	0 N/A
	0	0.00000000	0.00000000	0.00000000	0	0	0 N/A
	0	0.00000000	0.00000000	0.00000000	0	0	0 N/A
	0	0.00000000	0.00000000	0.00000000	0	0	0 N/A
	0	0.00000000	0.00000000	0.00000000	0	0	0 N/A
	0	0.00000000	0.00000000	0.00000000	0	0	0 N/A
	0	0.00000000	0.00000000	0.00000000	0	0	0 N/A
	0	0.00000000	0.00000000	0.00000000	0	0	0 N/A
	0	0.00000000	0.00000000	0.00000000	0	0	0 N/A
	0	0.00000000	0.00000000	0.00000000	0	0	0 N/A
	0	0.00000000	0.00000000	0.00000000	0	0	0 N/A
	0	0.00000000	0.00000000	0.00000000	0	0	0 N/A
	0	0.00000000	0.00000000	0.00000000	0	0	0 N/A
	0	0.00000000	0.00000000	0.00000000	0	0	0 N/A
	0	0.00000000	0.00000000	0.00000000	0	0	0 N/A
	0	0.00000000	0.00000000	0.00000000	0	0	0 N/A
N/A	N/A	N/A	N/A	0	0	0	0 N/A
	0	0.00000000	0.00000000	0.00000000	0	0	0 N/A
N/A	N/A	N/A	N/A	0	0	0	0 N/A

Total



BASE PERIOD DEMAND	RATES AT LAST PCI UPDATE	CURRENT RATES	PROPOSED RATES	BASE PERIOD DEMAND x RATES AT LAST PCI UPDATE	BASE PERIOD DEMAND x CURRENT RATES	BASE PERIOD DEMAND x PROPOSED RATES	INDEX RESULTS
(A)	(B)	(C)	(D)	(E)	(F)	(G)	(H)
	0	0.00000000	0.00000000	0.00000000	0	0	0 N/A
	0	0.00000000	0.00000000	0.00000000	0	0	0 N/A
	0	0.00000000	0.00000000	0.00000000	0	0	0 N/A
	0	0.00000000	0.00000000	0.00000000	0	0	0 N/A
N/A	N/A	N/A	N/A	0	0	0	0 N/A
	0	0.00000000	0.00000000	0.00000000	0	0	0 N/A
	0	0.00000000	0.00000000	0.00000000	0	0	0 N/A
	0	0.00000000	0.00000000	0.00000000	0	0	0 N/A
	0	0.00000000	0.00000000	0.00000000	0	0	0 N/A
	0	0.00000000	0.00000000	0.00000000	0	0	0 N/A
	0	0.00000000	0.00000000	0.00000000	0	0	0 N/A
	0	0.00000000	0.00000000	0.00000000	0	0	0 N/A
	0	0.00000000	0.00000000	0.00000000	0	0	0 N/A
	0	0.00000000	0.00000000	0.00000000	0	0	0 N/A
	0	0.00000000	0.00000000	0.00000000	0	0	0 N/A
	0	0.00000000	0.00000000	0.00000000	0	0	0 N/A
	0	0.00000000	0.00000000	0.00000000	0	0	0 N/A
	0	0.00000000	0.00000000	0.00000000	0	0	0 N/A
	0	0.00000000	0.00000000	0.00000000	0	0	0 N/A
	0	0.00000000	0.00000000	0.00000000	0	0	0 N/A
	0	0.00000000	0.00000000	0.00000000	0	0	0 N/A
	0	0.00000000	0.00000000	0.00000000	0	0	0 N/A
N/A	N/A	N/A	N/A	0	0	0	0 N/A
	0	0.00000000	0.00000000	0.00000000	0	0	0 N/A
	0	0.00000000	0.00000000	0.00000000	0	0	0 N/A
N/A	N/A	N/A	N/A	0	0	0	0 N/A



Price Cap Tariff Review Plan  
Common Line Basket

BASE PERIOD DEMAND	RATES AT LAST PCI UPDATE	CURRENT RATES	PROPOSED RATES	BASE PERIOD DEMAND x RATES AT LAST PCI UPDATE	BASE PERIOD DEMAND x CURRENT RATES	BASE PERIOD DEMAND x PROPOSED RATES	INDEX RESULTS
(A)	(B)	(C)	(D)	(E)	(F)	(G)	(H)
	0	0.00000000	0.00000000	0.00000000	0	0	0 N/A
	0	0.00000000	0.00000000	0.00000000	0	0	0 N/A
	0	0.00000000	0.00000000	0.00000000	0	0	0 N/A
	0	0.00000000	0.00000000	0.00000000	0	0	0 N/A
N/A	N/A	N/A	N/A	0	0	0	0 N/A
	0	0.00000000	0.00000000	0.00000000	0	0	0 N/A
	0	0.00000000	0.00000000	0.00000000	0	0	0 N/A
	0	0.00000000	0.00000000	0.00000000	0	0	0 N/A
	0	0.00000000	0.00000000	0.00000000	0	0	0 N/A
	0	0.00000000	0.00000000	0.00000000	0	0	0 N/A
	0	0.00000000	0.00000000	0.00000000	0	0	0 N/A
	0	0.00000000	0.00000000	0.00000000	0	0	0 N/A
	0	0.00000000	0.00000000	0.00000000	0	0	0 N/A
	0	0.00000000	0.00000000	0.00000000	0	0	0 N/A
	0	0.00000000	0.00000000	0.00000000	0	0	0 N/A
	0	0.00000000	0.00000000	0.00000000	0	0	0 N/A
	0	0.00000000	0.00000000	0.00000000	0	0	0 N/A
	0	0.00000000	0.00000000	0.00000000	0	0	0 N/A
	0	0.00000000	0.00000000	0.00000000	0	0	0 N/A
	0	0.00000000	0.00000000	0.00000000	0	0	0 N/A
	0	0.00000000	0.00000000	0.00000000	0	0	0 N/A
	0	0.00000000	0.00000000	0.00000000	0	0	0 N/A
N/A	N/A	N/A	N/A	0	0	0	0 N/A
	0	0.00000000	0.00000000	0.00000000	0	0	0 N/A
N/A	N/A	N/A	N/A	0	0	0	0 N/A

Total





Price Cap Tariff Review Plan  
Common Line Basket

BASE PERIOD DEMAND	RATES AT LAST PCI UPDATE	CURRENT RATES	PROPOSED RATES	BASE PERIOD DEMAND x RATES AT LAST PCI UPDATE	BASE PERIOD DEMAND x CURRENT RATES	BASE PERIOD DEMAND x PROPOSED RATES	INDEX RESULTS
(A)	(B)	(C)	(D)	(E)	(F)	(G)	(H)
	0	0.00000000	0.00000000	0.00000000	0	0	0 N/A
	0	0.00000000	0.00000000	0.00000000	0	0	0 N/A
	0	0.00000000	0.00000000	0.00000000	0	0	0 N/A
	0	0.00000000	0.00000000	0.00000000	0	0	0 N/A
N/A	N/A	N/A	N/A	0	0	0	0 N/A
	0	0.00000000	0.00000000	0.00000000	0	0	0 N/A
	0	0.00000000	0.00000000	0.00000000	0	0	0 N/A
	0	0.00000000	0.00000000	0.00000000	0	0	0 N/A
	0	0.00000000	0.00000000	0.00000000	0	0	0 N/A
	0	0.00000000	0.00000000	0.00000000	0	0	0 N/A
	0	0.00000000	0.00000000	0.00000000	0	0	0 N/A
	0	0.00000000	0.00000000	0.00000000	0	0	0 N/A
	0	0.00000000	0.00000000	0.00000000	0	0	0 N/A
	0	0.00000000	0.00000000	0.00000000	0	0	0 N/A
	0	0.00000000	0.00000000	0.00000000	0	0	0 N/A
	0	0.00000000	0.00000000	0.00000000	0	0	0 N/A
	0	0.00000000	0.00000000	0.00000000	0	0	0 N/A
	0	0.00000000	0.00000000	0.00000000	0	0	0 N/A
	0	0.00000000	0.00000000	0.00000000	0	0	0 N/A
	0	0.00000000	0.00000000	0.00000000	0	0	0 N/A
	0	0.00000000	0.00000000	0.00000000	0	0	0 N/A
	0	0.00000000	0.00000000	0.00000000	0	0	0 N/A
N/A	N/A	N/A	N/A	0	0	0	0 N/A
	0	0.00000000	0.00000000	0.00000000	0	0	0 N/A
	0	0.00000000	0.00000000	0.00000000	0	0	0 N/A
	0	0.00000000	0.00000000	0.00000000	0	0	0 N/A
N/A	N/A	N/A	N/A	0	0	0	0 N/A





BASE PERIOD DEMAND	RATES AT LAST PCI UPDATE	CURRENT RATES	PROPOSED RATES	BASE PERIOD DEMAND x RATES AT LAST PCI UPDATE	BASE PERIOD DEMAND x CURRENT RATES	BASE PERIOD DEMAND x PROPOSED RATES	INDEX RESULTS
(A)	(B)	(C)	(D)	(E)	(F)	(G)	(H)
	0	0.00000000	0.00000000	0.00000000	0	0	0 N/A
	0	0.00000000	0.00000000	0.00000000	0	0	0 N/A
	0	0.00000000	0.00000000	0.00000000	0	0	0 N/A
	0	0.00000000	0.00000000	0.00000000	0	0	0 N/A
N/A	N/A	N/A	N/A	0	0	0	0 N/A
	0	0.00000000	0.00000000	0.00000000	0	0	0 N/A
	0	0.00000000	0.00000000	0.00000000	0	0	0 N/A
	0	0.00000000	0.00000000	0.00000000	0	0	0 N/A
	0	0.00000000	0.00000000	0.00000000	0	0	0 N/A
	0	0.00000000	0.00000000	0.00000000	0	0	0 N/A
	0	0.00000000	0.00000000	0.00000000	0	0	0 N/A
	0	0.00000000	0.00000000	0.00000000	0	0	0 N/A
	0	0.00000000	0.00000000	0.00000000	0	0	0 N/A
	0	0.00000000	0.00000000	0.00000000	0	0	0 N/A
	0	0.00000000	0.00000000	0.00000000	0	0	0 N/A
	0	0.00000000	0.00000000	0.00000000	0	0	0 N/A
	0	0.00000000	0.00000000	0.00000000	0	0	0 N/A
	0	0.00000000	0.00000000	0.00000000	0	0	0 N/A
	0	0.00000000	0.00000000	0.00000000	0	0	0 N/A
	0	0.00000000	0.00000000	0.00000000	0	0	0 N/A
	0	0.00000000	0.00000000	0.00000000	0	0	0 N/A
	0	0.00000000	0.00000000	0.00000000	0	0	0 N/A
	0	0.00000000	0.00000000	0.00000000	0	0	0 N/A
	0	0.00000000	0.00000000	0.00000000	0	0	0 N/A
N/A	N/A	N/A	N/A	0	0	0	0 N/A
	0	0.00000000	0.00000000	0.00000000	0	0	0 N/A
N/A	N/A	N/A	N/A	0	0	0	0 N/A

Total



BASE PERIOD DEMAND	RATES AT LAST PCI UPDATE	CURRENT RATES	PROPOSED RATES	BASE PERIOD DEMAND x RATES AT LAST PCI UPDATE	BASE PERIOD DEMAND x CURRENT RATES	BASE PERIOD DEMAND x PROPOSED RATES	INDEX RESULTS
(A)	(B)	(C)	(D)	(E)	(F)	(G)	(H)
	0	0.00000000	0.00000000	0.00000000	0	0	0 N/A
	0	0.00000000	0.00000000	0.00000000	0	0	0 N/A
	0	0.00000000	0.00000000	0.00000000	0	0	0 N/A
	0	0.00000000	0.00000000	0.00000000	0	0	0 N/A
N/A	N/A	N/A	N/A		0	0	0 N/A
	0	0.00000000	0.00000000	0.00000000	0	0	0 N/A
	0	0.00000000	0.00000000	0.00000000	0	0	0 N/A
	0	0.00000000	0.00000000	0.00000000	0	0	0 N/A
	0	0.00000000	0.00000000	0.00000000	0	0	0 N/A
	0	0.00000000	0.00000000	0.00000000	0	0	0 N/A
	0	0.00000000	0.00000000	0.00000000	0	0	0 N/A
	0	0.00000000	0.00000000	0.00000000	0	0	0 N/A
	0	0.00000000	0.00000000	0.00000000	0	0	0 N/A
	0	0.00000000	0.00000000	0.00000000	0	0	0 N/A
	0	0.00000000	0.00000000	0.00000000	0	0	0 N/A
	0	0.00000000	0.00000000	0.00000000	0	0	0 N/A
	0	0.00000000	0.00000000	0.00000000	0	0	0 N/A
	0	0.00000000	0.00000000	0.00000000	0	0	0 N/A
	0	0.00000000	0.00000000	0.00000000	0	0	0 N/A
	0	0.00000000	0.00000000	0.00000000	0	0	0 N/A
	0	0.00000000	0.00000000	0.00000000	0	0	0 N/A
N/A	N/A	N/A	N/A		0	0	0 N/A
	0	0.00000000	0.00000000	0.00000000	0	0	0 N/A
	0	0.00000000	0.00000000	0.00000000	0	0	0 N/A
	0	0.00000000	0.00000000	0.00000000	0	0	0 N/A
	0	0.00000000	0.00000000	0.00000000	0	0	0 N/A
N/A	N/A	N/A	N/A		0	0	0 N/A



TOTAL

Price Cap Tariff Review Plan  
Common Line Basket

BASE PERIOD DEMAND	RATES AT LAST PCI UPDATE	CURRENT RATES	PROPOSED RATES	BASE PERIOD DEMAND x RATES AT LAST PCI UPDATE	BASE PERIOD DEMAND x CURRENT RATES	BASE PERIOD DEMAND x PROPOSED RATES	INDEX RESULTS
(A)	(B)	(C)	(D)	(E)	(F)	(G)	(H)
	0	0.00000000	0.00000000	0.00000000	0	0	0 N/A
	0	0.00000000	0.00000000	0.00000000	0	0	0 N/A
	0	0.00000000	0.00000000	0.00000000	0	0	0 N/A
	0	25.00000000	25.00000000	25.00000000	0	0	0 N/A
N/A	N/A	N/A	N/A	0	0	0	0 N/A
	0	0.00000000	0.00000000	0.00000000	0	0	0 N/A
	0	0.00000000	0.00000000	0.00000000	0	0	0 N/A
	0	0.00000000	0.00000000	0.00000000	0	0	0 N/A
	0	0.00000000	0.00000000	0.00000000	0	0	0 N/A
	0	0.00000000	0.00000000	0.00000000	0	0	0 N/A
	0	0.00000000	0.00000000	0.00000000	0	0	0 N/A
	0	0.00000000	0.00000000	0.00000000	0	0	0 N/A
	0	0.00000000	0.00000000	0.00000000	0	0	0 N/A
	0	0.00000000	0.00000000	0.00000000	0	0	0 N/A
	0	0.00000000	0.00000000	0.00000000	0	0	0 N/A
	0	0.00000000	0.00000000	0.00000000	0	0	0 N/A
	0	0.00000000	0.00000000	0.00000000	0	0	0 N/A
	0	0.00000000	0.00000000	0.00000000	0	0	0 N/A
	0	0.00000000	0.00000000	0.00000000	0	0	0 N/A
	0	0.00000000	0.00000000	0.00000000	0	0	0 N/A
	0	0.00000000	0.00000000	0.00000000	0	0	0 N/A
N/A	N/A	N/A	N/A	0	0	0	0 N/A
	0	0.00000000	0.00000000	0.00000000	0	0	0 N/A
	0	0.00000000	0.00000000	0.00000000	0	0	0 N/A
	0	0.00000000	0.00000000	0.00000000	0	0	0 N/A
	0	0.00000000	0.00000000	0.00000000	0	0	0 N/A
N/A	N/A	N/A	N/A	0	0	0	0 N/A

Total

Subtotal - Jurisdictions 27 through 52



TOTAL

Price Cap Tariff Review Plan  
Common Line Basket

BASE PERIOD DEMAND	RATES AT LAST PCI UPDATE	CURRENT RATES	PROPOSED RATES	BASE PERIOD DEMAND x RATES AT LAST PCI UPDATE	BASE PERIOD DEMAND x CURRENT RATES	BASE PERIOD DEMAND x PROPOSED RATES	INDEX RESULTS
(A)	(B)	(C)	(D)	(E)	(F)	(G)	(H)
	0	0.00000000	0.00000000	0	0	0	N/A
	0	0.00000000	0.00000000	0	0	0	N/A
	0	0.00000000	0.00000000	0	0	0	N/A
	0	0.00000000	0.00000000	0	0	0	N/A
N/A	N/A	N/A	N/A	0	0	0	N/A
	0	0.00000000	0.00000000	0	0	0	N/A
	0	0.00000000	0.00000000	0	0	0	N/A
	0	0.00000000	0.00000000	0	0	0	N/A
	0	0.00000000	0.00000000	0	0	0	N/A
	0	0.00000000	0.00000000	0	0	0	N/A
	0	0.00000000	0.00000000	0	0	0	N/A
	0	0.00000000	0.00000000	0	0	0	N/A
	0	0.00000000	0.00000000	0	0	0	N/A
	0	0.00000000	0.00000000	0	0	0	N/A
	0	0.00000000	0.00000000	0	0	0	N/A
	0	0.00000000	0.00000000	0	0	0	N/A
	0	0.00000000	0.00000000	0	0	0	N/A
	0	0.00000000	0.00000000	0	0	0	N/A
	0	0.00000000	0.00000000	0	0	0	N/A
	0	0.00000000	0.00000000	0	0	0	N/A
	0	0.00000000	0.00000000	0	0	0	N/A
N/A	N/A	N/A	N/A	0	0	0	N/A
	0	0.00000000	0.00000000	0	0	0	N/A
	0	0.00000000	0.00000000	0	0	0	N/A
N/A	N/A	N/A	N/A	0	0	0	N/A



Subtotal - Jurisdictions 27 through 52

BASE PERIOD DEMAND	RATES AT LAST PCI UPDATE	CURRENT RATES	PROPOSED RATES	BASE PERIOD DEMAND x RATES AT LAST PCI UPDATE	BASE PERIOD DEMAND x CURRENT RATES	BASE PERIOD DEMAND x PROPOSED RATES	INDEX RESULTS
(A)	(B)	(C)	(D)	(E)	(F)	(G)	(H)
	0	0.00000000	0.00000000	0	0	0	N/A
	0	0.00000000	0.00000000	0	0	0	N/A
	0	0.00000000	0.00000000	0	0	0	N/A
	0	25.00000000	25.00000000	0	0	0	N/A
N/A	N/A	N/A	N/A	0	0	0	N/A
	0	0.00000000	0.00000000	0	0	0	N/A
	0	0.00000000	0.00000000	0	0	0	N/A
	0	0.00000000	0.00000000	0	0	0	N/A
	0	0.00000000	0.00000000	0	0	0	N/A
	0	0.00000000	0.00000000	0	0	0	N/A
	0	0.00000000	0.00000000	0	0	0	N/A
	0	0.00000000	0.00000000	0	0	0	N/A
	0	0.00000000	0.00000000	0	0	0	N/A
	0	0.00000000	0.00000000	0	0	0	N/A
	0	0.00000000	0.00000000	0	0	0	N/A
	0	0.00000000	0.00000000	0	0	0	N/A
	0	0.00000000	0.00000000	0	0	0	N/A
	0	0.00000000	0.00000000	0	0	0	N/A
	0	0.00000000	0.00000000	0	0	0	N/A
	0	0.00000000	0.00000000	0	0	0	N/A
	0	0.00000000	0.00000000	0	0	0	N/A
	0	0.00000000	0.00000000	0	0	0	N/A
N/A	N/A	N/A	N/A	0	0	0	N/A
	0	0.00000000	0.00000000	0	0	0	N/A
	0	0.00000000	0.00000000	0	0	0	N/A
N/A	N/A	N/A	N/A	0	0	0	N/A

Total

Subtotal - Jurisdictions 27 through 52

Subtotal - Jurisdictions 27 through 52

BASE PERIOD DEMAND	RATES AT LAST PCI UPDATE	CURRENT RATES	PROPOSED RATES	BASE PERIOD DEMAND x RATES AT LAST PCI UPDATE	BASE PERIOD DEMAND x CURRENT RATES	BASE PERIOD DEMAND x PROPOSED RATES	INDEX RESULTS
(A)	(B)	(C)	(D)	(E)	(F)	(G)	(H)
	0	0.00000000	0.00000000	0	0	0	N/A
	0	0.00000000	0.00000000	0	0	0	N/A
	0	0.00000000	0.00000000	0	0	0	N/A
	0	0.00000000	0.00000000	0	0	0	N/A
N/A	N/A	N/A	N/A	0	0	0	N/A
	0	0.00000000	0.00000000	0	0	0	N/A
	0	0.00000000	0.00000000	0	0	0	N/A
	0	0.00000000	0.00000000	0	0	0	N/A
	0	0.00000000	0.00000000	0	0	0	N/A
	0	0.00000000	0.00000000	0	0	0	N/A
	0	0.00000000	0.00000000	0	0	0	N/A
	0	0.00000000	0.00000000	0	0	0	N/A
	0	0.00000000	0.00000000	0	0	0	N/A
	0	0.00000000	0.00000000	0	0	0	N/A
	0	0.00000000	0.00000000	0	0	0	N/A
	0	0.00000000	0.00000000	0	0	0	N/A
	0	0.00000000	0.00000000	0	0	0	N/A
	0	0.00000000	0.00000000	0	0	0	N/A
	0	0.00000000	0.00000000	0	0	0	N/A
	0	0.00000000	0.00000000	0	0	0	N/A
	0	0.00000000	0.00000000	0	0	0	N/A
	0	0.00000000	0.00000000	0	0	0	N/A
	0	0.00000000	0.00000000	0	0	0	N/A
	0	0.00000000	0.00000000	0	0	0	N/A
N/A	N/A	N/A	N/A	0	0	0	N/A
	0	0.00000000	0.00000000	0	0	0	N/A
	0	0.00000000	0.00000000	0	0	0	N/A
N/A	N/A	N/A	N/A	0	0	0	N/A

Note: Enter the Jurisdiction names or abbreviations on sheet B (RTEs), starting in cell D15. These will feed to this CAPs sheet.

COSAs with Jurisdictionally Separate SLCs, PICCs, and/or CCL should be entered in rows 15 through 20. For ILECs with mixed SLC/PICC/CCL pricing methods: COSAs with Aggregated SLCs, PICCs, and/or CCL should be entered in rows 21 through 26.

Jurisdiction Number:

Source

**EUCL Demand Inputs**

100 Total Primary Res & SLB & LifeLine Lines	RTE1: b:r102a;c:r112a;d:r122a;e:r132a;f:r142a
110 Total NonPrim Res & BRI ISDN Lines	RTE1: b:r104a;c:r114a;d:r124a;e:r134a;f:r144a
120 Total MLB&PRI ISDN (include PRI * 5, & Include C	RTE1: b:r106a;c:r116a;d:r126a;e:r136a;f:r146a
130 Total Local Exchange Lines	r100+r110+r120

**PICC Demand Inputs**

200 Total MLB&PRI ISDN (include PRI * 5, & exclude C	RTE1r155a
210 Total Business Centrex Lines in groups with 9 or m	Input
220 Total Business Groups with less than 9 lines in the	Input

**MOU Demand Inputs**

300 Total Terminating Premium MOU	RTE1r161a
310 Total Terminating Non-Premium MOU	RTE1r163a
320 Total Terminating Chargeable MOU	r300+.45*r310
330 Total Originating Premium MOU	RTE1r165a
340 Total Originating Non-Premium MOU	RTE1r167a
350 Total Originating Chargeable MOU	r330+.45*r340

**SLC/PICC Caps**

400 PR, Lifeline & SLB EU Cap	Input
410 NonPrimary Res & BRI EU Cap	Input
420 MLB, PRI & Centrex EU Cap	Input
430 MLB PICC Rate as of Dec. 29, 2011	Input

**CMT Revenue**

440 Current MaxCMT Rev perLine (from previous filing)	Input (r460 from prev filing)
---	-------------------------------

450 Total CMT Exogenous Cost Factor ((R+deltaZ)/R)	((EXG1r160s/r130a)/r440a)+1
--	-----------------------------

460 Proposed Maximum CMT Revenue Per Line	r440*r450
---	-----------

Source

**CMT Revenue Vs EU Revenue at Max. Allowable Rates**

600 Proposed Maximum CMT Revenue	r460 * r130
610 Maximum Allowable PR, Lifeline & SLB EU Revenue	r400 * r100
620 Maximum Allowable NonPrimary Res & BRI EU Revenue	r410 * r110
630 Maximum Allowable MLB, PRI & Centrex EU Revenue	r420 * r120
640 Total Maximum Allowable EU Revenue	r610 + r620 + r630
650 Remaining CMT Revenue/(CMT Over-recovery)	r600 - r640
652 Maximum Allowable PICC Revenue	r430*( r200+r210/9+r220 )
660 Total USAC Receipts (at t)	RTE1r185f

680 Remaining Recoverable Revenue/(Total over-recov r650-r660

**Calculation of PICC for MultiLine Business, PRI ISDN, & Centrex Lines**

800 MLB, PRI & Centrex PICC Rate (Dec. 29, 2011)	r430
810 MLB, PRI & Centrex PICC Revenue Target	if r680>0 then r680 else 0
820 MLB, PRI & Centrex PICC Target Rate	r810 / (r200 + r210/9 + r220)
830 Maximum Average MLB, PRI & Centrex PICC Rate	Min(r800,r820)
840 Maximum MLB & PRI PICC Revenue	r830 * r200
850 Maximum Centrex PICC Revenue	r830 * (r210/9 + r220)
860 Total Maximum PICC Revenue (Proposed)	r840 + r850

**Calculation of CCL Rates and Revenue**

940 Prem. Originating MOU Rate as of Dec. 29, 2011	Input
945 Prem. Terminating MOU Rate as of Dec. 29, 2011	Input
950 Maximum CCL Revenue	r810 - r860
960 Maximum CCL Originating Rate	Min(r940, r950/r350)
970 Maximum CCL Terminating Rate	Min(r945,(r950 - (r350*r960))/r320)
980 Maximum Originating CCL Revenue	r960 * r350
990 Maximum Terminating CCL Revenue	r970 * r320
995 Total Maximum CCL Revenue	r980 + r990

**EU Pricing Decision**

1100 Is Deaveraging of EUCL Rates Possible?	if r680>0,"No","Yes"
1110 Do you have Pooling Revenues?	from A sheet, CAP1r1110
1120 Are you going to deaverage EUCL Rates by zone?	Input (If r1100 = "No" you must input "No")
1130 CAP Form containing final EUCL Rates	if r680>0,CAP1; if r1120=No,CAP2; elseCAP3
1140 Maximum Allowable PR, Lifeline & SLB EU Revenue	if r1130=CAP1,r610;else1130
1150 Maximum Allowable NonPrimary Res & BRI EU Revenue	if r1130=CAP1,r620;else1130
1160 Maximum Allowable MLB, PRI & Centrex EU Revenue	if r1130=CAP1,r630;else1130



Source

**Calculation of Maximum Recoverable Revenue** For all rows: if CAP1r1130="CAP2", use :

100 Maximum CMT Revenue	CAP1r600
110 Total USAC Receipts (at t)	CAP1r660
130 Maximum Recoverable Revenue	r100 - r110

**Maximum Allowable EU Rates**

200 Max. Allowable Primary Res, Lifeline, & SLB EU Rate	CAP1r400 if CAP1r1130=CAP2
210 Max. Allowable NonPrimary Res & BRI ISDN EU Rate	CAP1r410 if CAP1r1130=CAP2
220 Max. Allowable MLB, PRI ISDN, & Centrex EU Rate	CAP1r420 if CAP1r1130=CAP2

**Final EU Rates (Manually Input)**

400 Final Primary Res, Lifeline, & SLB EU Rate	Input
410 Final NonPrim Res & BRI ISDN EU Rate	Input
420 Final MLB, PRI ISDN, & Centrex EU Rate	Input

**Final EU Revenue**

500 Final Total Primary Res & SLB & LifeLine EU Revenue	r400 * CAP1r100
510 Final Total NonPrim Res & BRI ISDN EU Revenue	r410 * CAP1r110
520 Final Total MLB, PRI ISDN, & Centrex EU Revenue	r420 * CAP1r120
530 Final Total End User Revenue	r500 + r510 + r520
600 Actual vs. Allowable Revenue: Over-recovery or (Under-recovery)	r530 - r130

Source

**Calculation of Maximum Recoverable Revenue** For all rows: if CAP1r1130="CAP3", use :

100 Maximum CMT Revenue	CAP1r600
110 Total USAC Receipts	CAP1r660
130 Maximum Recoverable Revenue	r100 - r110

**Inputs for Calculation of Minimum and Maximum Allowable Deaveraged Rates**

200 Total Local Exchange Lines	CAP1r130
210 Unbundled Loop & Line Port Rate (State Approved)	Input if CAP1r1130=CAP3; else, CAP1r1130
220 Interstate UNE Rate	r210*.25 if CAP1r1130=CAP3
230 Interstate UNE Revenues	r200 * r220
240 Maximum CMT Revenue (using Max CMT Rev/Line)	CAP1r600
250 Average Price Cap CMT Rev to be Recovered per Line	CAP1r460 if CAP1r1130=CAP3
260 Price Cap CMT Revenue by Zone	r200 * r250
270 Uniform Rate Adjustment Factor	(r260 - r230 ) / r 200

**Minimum Deaveraged EU Charge Development**

300 Zone Average Revenue Per Line	r270a+r220 if CAP1r1130=CAP3
310 Preliminary Minimum Deaveraged EU Charge	Minimum value in r300
320 Explicit Subsidy Support from USAC (at t)	CAP1r660
330 Study Area above CAP Benchmark Revenues	If r300>9.2,(r300-7)*CAP1r(100+110)+(r300-9.2)* CAP1r120; if 9.2>=r300>7,(r300-7)*CAP1r(100+110) else 0
340 Over Cap Revenues	Max(0, (r330 - r320))
350 Interim Calculations only (do not represent Zone revenues)	Interim calcs only (used in r360, r375, r385)
360 Minimum Deavgd PR, Lifeline, SLB EU Rate	Min(r350a,CAP1r400)if CAP1r1130=CAP3
370 Maximum Deavgd PR, Lifeline, SLB EU Rate	CAP1r400 if CAP1r1130=CAP3
375 Minimum Deavgd NPR & BRI ISDN EU Rate	Min(r350a,CAP1r410)if CAP1r1130=CAP3
380 Maximum Deavgd NPR & BRI ISDN EU Rate	CAP1r410 if CAP1r1130=CAP3
385 Minimum Deavgd MLB, PRI, Centrex EU Rate	Min(r350a,CAP1r420)if CAP1r1130=CAP3
390 Maximum Deavgd MLB, PRI, Centrex EU Rate	CAP1r420 if CAP1r1130=CAP3

**Final EU Rates (Manually Input)**

400 Final Primary Res, Lifeline, & SLB EU Rate	Input; but for col.c thru f: if r100="N/A", 0
410 Final NonPrim Res & BRI ISDN EU Rate	Input; but for col.c thru f: if r100="N/A", 0
420 Final MLB, PRI ISDN, & Centrex EU Rate	Input; but for col.c thru f: if r100="N/A", 0

**Final EU Revenue**

500 Final Total Primary Res & SLB & LifeLine EU Revenue	r400 * CAP1r100
510 Final Total NonPrim Res & BRI ISDN EU Revenue	r410 * CAP1r110
520 Final Total MLB, PRI ISDN, & Centrex EU Revenue	r420 * CAP1r120
530 Final Total End User Revenue	r500 + r510 + r520
600 Actual vs. Allowable Revenue: Over-recovery or (Under-recovery)	r530 - r130

Source

100 Pooling Amount?	For rows 100&105: If CAP1r1110="Yes", Input
105 CAP Form containing final EUCL Rates?	CAP1r1130
<b>MLB Pooled Rates for CAP1 &amp; CAP2 Forms</b>	For rows 110 to 220: If CAP4r105="CAP"
110 MLB, PRI ISDN & Centrex EUCL Cap	CAP1r420
120 MLB, PRI & Centrex EUCL Rate	if r105="CAP1", r110; ="CAP2",CAP2r420;
130 MLB, PRI ISDN Revenue below EUCL CAP	(r110-r120)*(CAP1r120)
140 Pooling revenue to be recovered from MLB EUCL F	Min(r130,r100)
150 MLB EUCL rate	r120+(r140/CAP1r120)
155 MLB EUCL Revenue	r150 * (CAP1r120)
160 Remaining Pooling Revenues	r100 - r140
170 MLB PICC Cap	CAP1r430
180 Maximum Average MLB, PRI & Centrex PICC Rate	CAP1r830
190 MLB PICC Revenue below CAP	(r170-r180)*(CAP1(r200+r210/9+r220))
200 Pooling revenue to be recovered from MLB PICC R	Min(r190,r160)
210 MLB PICC rate	r180+(r200/CAP1(r200+r210/9+r220))
220 MLB PICC Revenue	r 210 * (CAP1(r200+r210/9+r220))
<b>MLB Pooled EU Rates for CAP3</b>	For rows 300 to 400: If CAP4r105="CAP"
300 Total MLB&PRI ISDN lines (include both PRI * 5 &	CAP1r120
310 CAP3 Final MLB, PRI ISDN, & Centrex EU Rate	if r105="CAP3",CAP3r420; else r105
320 CAP3 Final Total MLB, PRI ISDN, & Centrex EU R	CAP3r520
330 CAP3 Final MLB Rate adjusted for Pooling amount	a: min(330b.f) b-f:(sum(r310b.f)+r100a)/sum(r300b.f)
340 Final MLB, PRI ISDN & Centrex EU Rate with Pool	max(r310,r330a)
350 MLB EUCL Revenue	r300*r340
400 Un-recovered Pool Revenues	if CAP1r1110="No", then "No Pooling"; else if r105="CAP3", then r100+r320-r350; if r105="Juris", then r100+r320-r350-r140; else r160-r200

	<u>Source</u>
100 Maximum CMT Revenue	CAP1r600
110 Total USAC Receipts	CAP1r660
125 Pooling Revenues	if CAP1r1110 = "Yes", CAP4r100
130 Maximum Recoverable Revenue	r100 - r110 + r125
200 Final Total Primary Res & SLB & LifeLine EU Revenue	if CAP1r1130 = "CAP1", CAP1r610 if CAP1r1130 = "CAP2", CAP2r500 if CAP1r1130 = "CAP3", CAP3r500 if CAP1r1130="Juris",CAP1r1140+CAP2r500+CAP3r500
210 Final Total NonPrim Res & BRI ISDN EU Revenue	if CAP1r1130 = "CAP1", CAP1r620 if CAP1r1130 = "CAP2", CAP2r510 if CAP1r1130 = "CAP3", CAP3r510 if CAP1r1130="Juris",CAP1r1150+CAP2r510+CAP3r510
220 Final Total MLB, PRI ISDN, & Centrex EU Revenue	if CAP1r1110="Yes"&: if CAP1r1130="CAP1" or "CAP2", CAP4r155 if CAP1r1130="CAP3", CAP4r350a if CAP1r1130="Juris", CAP4(r155+r350a) if CAP1r1110="No"&: if CAP1r1130="CAP1", CAP1r630 if CAP1r1130="CAP2", CAP2r520 if CAP1r1130="CAP3", CAP3r520 if CAP1r1130="Juris", CAP1r1160+CAP2r520+CAP3r520
300 Final Total EUCL Revenue	r200 + r210 + r220
310 Final Total PICC Revenue	if CAP1r1110="Yes"&CAP1r1130<>"CAP3", CAP4 r220; else CAP1r860
320 Final Total CCL Revenue	CAP1r995
400 Final Total Recovered Revenue	r300 + r310 + r320
500 Allowable Revenue Over-recovery/(Under-recovery)	r400-r130
600 Nonrecoverable from PICC and CCL	CAP1r950-CAP1r995
605 Annual Filing Non Recoverable Dollars	if Annual filing = 0 else r600- r610 from the Annual Filing
610 Recoverable from ARC (up to max exog costs for Reg Fees, TRS, and NANPA)	if r600<=0,0,max(0,min(EXG1r160(colsB+H+J),r600))



Source

**EUCL Demand Inputs**

100 Total Primary Res & SLB & LifeLine Lines	RTE1: b:r102a;c:r112a;d:r122a;e:r132a;f:r142a
110 Total NonPrim Res & BRI ISDN Lines	RTE1: b:r104a;c:r114a;d:r124a;e:r134a;f:r144a
120 Total MLB&PRI ISDN (include PRI * 5, & Include C	RTE1: b:r106a;c:r116a;d:r126a;e:r136a;f:r146a
130 Total Local Exchange Lines	r100+r110+r120

**PICC Demand Inputs**

200 Total MLB&PRI ISDN (include PRI * 5, & exclude C	RTE1r155a
210 Total Business Centrex Lines in groups with 9 or m	Input
220 Total Business Groups with less than 9 lines in the	Input

**MOU Demand Inputs**

300 Total Terminating Premium MOU	RTE1r161a
310 Total Terminating Non-Premium MOU	RTE1r163a
320 Total Terminating Chargeable MOU	r300+.45*r310
330 Total Originating Premium MOU	RTE1r165a
340 Total Originating Non-Premium MOU	RTE1r167a
350 Total Originating Chargeable MOU	r330+.45*r340

**SLC/PICC Caps**

400 PR, Lifeline & SLB EU Cap	Input
410 NonPrimary Res & BRI EU Cap	Input
420 MLB, PRI & Centrex EU Cap	Input
430 MLB PICC Rate as of Dec. 29, 2011	Input

**CMT Revenue**

440 Current MaxCMT Rev perLine (from previous filing)	Input (r460 from prev filing)
---	-------------------------------

450 Total CMT Exogenous Cost Factor ((R+deltaZ)/R)	((EXG1r160s/r130a)/r440a)+1
--	-----------------------------

460 Proposed Maximum CMT Revenue Per Line	r440*r450
---	-----------

Source

**CMT Revenue Vs EU Revenue at Max. Allowable Rates**

600 Proposed Maximum CMT Revenue	r460 * r130
610 Maximum Allowable PR, Lifeline & SLB EU Revenue	r400 * r100
620 Maximum Allowable NonPrimary Res & BRI EU Revenue	r410 * r110
630 Maximum Allowable MLB, PRI & Centrex EU Revenue	r420 * r120
640 Total Maximum Allowable EU Revenue	r610 + r620 + r630
650 Remaining CMT Revenue/(CMT Over-recovery)	r600 - r640
652 Maximum Allowable PICC Revenue	r430*( r200+r210/9+r220 )
660 Total USAC Receipts (at t)	RTE1r185f

680 Remaining Recoverable Revenue/(Total over-recov r650-r660

**Calculation of PICC for MultiLine Business, PRI ISDN, & Centrex Lines**

800 MLB, PRI & Centrex PICC Rate (Dec. 29, 2011)	r430
810 MLB, PRI & Centrex PICC Revenue Target	if r680>0 then r680 else 0
820 MLB, PRI & Centrex PICC Target Rate	r810 / (r200 + r210/9 + r220)
830 Maximum Average MLB, PRI & Centrex PICC Rate	Min(r800,r820)
840 Maximum MLB & PRI PICC Revenue	r830 * r200
850 Maximum Centrex PICC Revenue	r830 * (r210/9 + r220)
860 Total Maximum PICC Revenue (Proposed)	r840 + r850

**Calculation of CCL Rates and Revenue**

940 Prem. Originating MOU Rate as of Dec. 29, 2011	Input
945 Prem. Terminating MOU Rate as of Dec. 29, 2011	Input
950 Maximum CCL Revenue	r810 - r860
960 Maximum CCL Originating Rate	Min(r940, r950/r350)
970 Maximum CCL Terminating Rate	Min(r945,(r950 - (r350*r960))/r320)
980 Maximum Originating CCL Revenue	r960 * r350
990 Maximum Terminating CCL Revenue	r970 * r320
995 Total Maximum CCL Revenue	r980 + r990

**EU Pricing Decision**

1100 Is Deaveraging of EUCL Rates Possible?	if r680>0,"No","Yes"
1110 Do you have Pooling Revenues?	from A sheet, CAP1r1110
1120 Are you going to deaverage EUCL Rates by zone?	Input (If r1100 = "No" you must input "No")
1130 CAP Form containing final EUCL Rates	if r680>0,CAP1; if r1120=No,CAP2; elseCAP3
1140 Maximum Allowable PR, Lifeline & SLB EU Revenue	if r1130=CAP1,r610;else1130
1150 Maximum Allowable NonPrimary Res & BRI EU Revenue	if r1130=CAP1,r620;else1130
1160 Maximum Allowable MLB, PRI & Centrex EU Revenue	if r1130=CAP1,r630;else1130

Source

**Calculation of Maximum Recoverable Revenue** For all rows: if CAP1r1130="CAP2", use :

100 Maximum CMT Revenue	CAP1r600
110 Total USAC Receipts (at t)	CAP1r660
130 Maximum Recoverable Revenue	r100 - r110

**Maximum Allowable EU Rates**

200 Max. Allowable Primary Res, Lifeline, & SLB EU Rate	CAP1r400 if CAP1r1130=CAP2
210 Max. Allowable NonPrimary Res & BRI ISDN EU Rate	CAP1r410 if CAP1r1130=CAP2
220 Max. Allowable MLB, PRI ISDN, & Centrex EU Rate	CAP1r420 if CAP1r1130=CAP2

**Final EU Rates (Manually Input)**

400 Final Primary Res, Lifeline, & SLB EU Rate	Input
410 Final NonPrim Res & BRI ISDN EU Rate	Input
420 Final MLB, PRI ISDN, & Centrex EU Rate	Input

**Final EU Revenue**

500 Final Total Primary Res & SLB & LifeLine EU Revenue	r400 * CAP1r100
510 Final Total NonPrim Res & BRI ISDN EU Revenue	r410 * CAP1r110
520 Final Total MLB, PRI ISDN, & Centrex EU Revenue	r420 * CAP1r120
530 Final Total End User Revenue	r500 + r510 + r520
600 Actual vs. Allowable Revenue: Over-recovery or (Under-recovery)	r530 - r130



## Source

**Calculation of Maximum Recoverable Revenue** For all rows: if CAP1r1130="CAP3", use :

100 Maximum CMT Revenue	CAP1r600
110 Total USAC Receipts	CAP1r660
130 Maximum Recoverable Revenue	r100 - r110

**Inputs for Calculation of Minimum and Maximum Allowable Deaveraged Rates**

200 Total Local Exchange Lines	CAP1r130
210 Unbundled Loop & Line Port Rate (State Approved)	Input if CAP1r1130=CAP3; else, CAP1r1130
220 Interstate UNE Rate	r210*.25 if CAP1r1130=CAP3
230 Interstate UNE Revenues	r200 * r220
240 Maximum CMT Revenue (using Max CMT Rev/Line)	CAP1r600
250 Average Price Cap CMT Rev to be Recovered per Line	CAP1r460 if CAP1r1130=CAP3
260 Price Cap CMT Revenue by Zone	r200 * r250
270 Uniform Rate Adjustment Factor	(r260 - r230) / r 200

**Minimum Deaveraged EU Charge Development**

300 Zone Average Revenue Per Line	r270a+r220 if CAP1r1130=CAP3
310 Preliminary Minimum Deaveraged EU Charge	Minimum value in r300
320 Explicit Subsidy Support from USAC (at t)	CAP1r660
330 Study Area above CAP Benchmark Revenues	If r300>9.2,(r300-7)*CAP1r(100+110)+(r300-9.2)* CAP1r120; if 9.2>=r300>7,(r300-7)*CAP1r(100+110) else 0
340 Over Cap Revenues	Max(0, (r330 - r320))
350 Interim Calculations only (do not represent Zone revenues)	Interim calcs only (used in r360, r375, r385)
360 Minimum Deavgd PR, Lifeline, SLB EU Rate	Min(r350a,CAP1r400)if CAP1r1130=CAP3
370 Maximum Deavgd PR, Lifeline, SLB EU Rate	CAP1r400 if CAP1r1130=CAP3
375 Minimum Deavgd NPR & BRI ISDN EU Rate	Min(r350a,CAP1r410)if CAP1r1130=CAP3
380 Maximum Deavgd NPR & BRI ISDN EU Rate	CAP1r410 if CAP1r1130=CAP3
385 Minimum Deavgd MLB, PRI, Centrex EU Rate	Min(r350a,CAP1r420)if CAP1r1130=CAP3
390 Maximum Deavgd MLB, PRI, Centrex EU Rate	CAP1r420 if CAP1r1130=CAP3

**Final EU Rates (Manually Input)**

400 Final Primary Res, Lifeline, & SLB EU Rate	Input; but for col.c thru f: if r100="N/A", 0
410 Final NonPrim Res & BRI ISDN EU Rate	Input; but for col.c thru f: if r100="N/A", 0
420 Final MLB, PRI ISDN, & Centrex EU Rate	Input; but for col.c thru f: if r100="N/A", 0

**Final EU Revenue**

500 Final Total Primary Res & SLB & LifeLine EU Revenue	r400 * CAP1r100
510 Final Total NonPrim Res & BRI ISDN EU Revenue	r410 * CAP1r110
520 Final Total MLB, PRI ISDN, & Centrex EU Revenue	r420 * CAP1r120
530 Final Total End User Revenue	r500 + r510 + r520

600 Actual vs. Allowable Revenue: Over-recovery or (Under-recovery)	r530 - r130
--	-------------

Source

100 Pooling Amount? For rows 100&105: If CAP1r1110="Yes",  
 Input  
 105 CAP Form containing final EUCL Rates? CAP1r1130

**MLB Pooled Rates for CAP1 & CAP2 Forms** For rows 110 to 220: If CAP4r105="CAP"  
 110 MLB, PRI ISDN & Centrex EUCL Cap CAP1r420  
 120 MLB, PRI & Centrex EUCL Rate if r105="CAP1", r110; ="CAP2",CAP2r420;

130 MLB, PRI ISDN Revenue below EUCL CAP (r110-r120)\*(CAP1r120)  
 140 Pooling revenue to be recovered from MLB EUCL F Min(r130,r100)  
 150 MLB EUCL rate r120+(r140/CAP1r120)  
 155 MLB EUCL Revenue r150 \* (CAP1r120)

160 Remaining Pooling Revenues r100 - r140

170 MLB PICC Cap CAP1r430  
 180 Maximum Average MLB, PRI & Centrex PICC Rate CAP1r830  
 190 MLB PICC Revenue below CAP (r170-r180)\*(CAP1(r200+r210/9+r220))  
 200 Pooling revenue to be recovered from MLB PICC R Min(r190,r160)  
 210 MLB PICC rate r180+(r200/CAP1(r200+r210/9+r220))  
 220 MLB PICC Revenue r 210 \* (CAP1(r200+r210/9+r220))

**MLB Pooled EU Rates for CAP3** For rows 300 to 400: If CAP4r105="CAP"  
 300 Total MLB&PRI ISDN lines (include both PRI \* 5 & CAP1r120  
 310 CAP3 Final MLB, PRI ISDN, & Centrex EU Rate if r105="CAP3",CAP3r420; else r105  
 320 CAP3 Final Total MLB, PRI ISDN, & Centrex EU R CAP3r520  
 330 CAP3 Final MLB Rate adjusted for Pooling amount a: min(330b.f) b-f:(sum(r310b.f)+r100a)/sum(r300b.f)  
 340 Final MLB, PRI ISDN & Centrex EU Rate with Pool max(r310,r330a)  
 350 MLB EUCL Revenue r300\*r340

400 Un-recovered Pool Revenues if CAP1r1110="No", then "No Pooling"; else  
 if r105="CAP3", then r100+r320-r350;  
 if r105="Juris", then r100+r320-r350-r140;  
 else r160-r200

	Source
100 Maximum CMT Revenue	CAP1r600
110 Total USAC Receipts	CAP1r660
125 Pooling Revenues	if CAP1r1110 = "Yes", CAP4r100
130 Maximum Recoverable Revenue	r100 - r110 + r125
200 Final Total Primary Res & SLB & LifeLine EU Revenue	if CAP1r1130 = "CAP1", CAP1r610 if CAP1r1130 = "CAP2", CAP2r500 if CAP1r1130 = "CAP3", CAP3r500 if CAP1r1130="Juris",CAP1r1140+CAP2r500+CAP3r500
210 Final Total NonPrim Res & BRI ISDN EU Revenue	if CAP1r1130 = "CAP1", CAP1r620 if CAP1r1130 = "CAP2", CAP2r510 if CAP1r1130 = "CAP3", CAP3r510 if CAP1r1130="Juris",CAP1r1150+CAP2r510+CAP3r510
220 Final Total MLB, PRI ISDN, & Centrex EU Revenue	if CAP1r1110="Yes"&: if CAP1r1130="CAP1" or "CAP2", CAP4r155 if CAP1r1130="CAP3", CAP4r350a if CAP1r1130="Juris", CAP4(r155+r350a) if CAP1r1110="No"&: if CAP1r1130="CAP1", CAP1r630 if CAP1r1130="CAP2", CAP2r520 if CAP1r1130="CAP3", CAP3r520 if CAP1r1130="Juris", CAP1r1160+CAP2r520+CAP3r520
300 Final Total EUCL Revenue	r200 + r210 + r220
310 Final Total PICC Revenue	if CAP1r1110="Yes"&CAP1r1130<>"CAP3", CAP4 r220; else CAP1r860
320 Final Total CCL Revenue	CAP1r995
400 Final Total Recovered Revenue	r300 + r310 + r320
500 Allowable Revenue Over-recovery/(Under-recovery)	r400-r130
600 Nonrecoverable from PICC and CCL	CAP1r950-CAP1r995
605 Annual Filing Non Recoverable Dollars	if Annual filing = 0 else r600- r610 from the Annual Filing
610 Recoverable from ARC (up to max exog costs for Reg Fees, TRS, and NANPA)	if r600<=0,0,max(0,min(EXG1r160(colsB+H+J),r600))



CAP-1 ANALYZE

Filing Date: 42171  
 Filing Entity: WSNY - Windstream New York Properties  
 Transmittal Number: 75  
 June 16, 2015 Annual Access Tariff Filing (WSNYAN15.xls)  
 Page 1 of 2

Source

**EUCL Demand Inputs**

100 Total Primary Res & SLB & LifeLine Lines	RTE1: b:r102a;c:r112a;d:r122a;e:r132a;f:r142a
110 Total NonPrim Res & BRI ISDN Lines	RTE1: b:r104a;c:r114a;d:r124a;e:r134a;f:r144a
120 Total MLB&PRI ISDN (include PRI * 5, & Include C	RTE1: b:r106a;c:r116a;d:r126a;e:r136a;f:r146a
130 Total Local Exchange Lines	r100+r110+r120

**PICC Demand Inputs**

200 Total MLB&PRI ISDN (include PRI * 5, & exclude C	RTE1r155a
210 Total Business Centrex Lines in groups with 9 or m	Input
220 Total Business Groups with less than 9 lines in the	Input

**MOU Demand Inputs**

300 Total Terminating Premium MOU	RTE1r161a
310 Total Terminating Non-Premium MOU	RTE1r163a
320 Total Terminating Chargeable MOU	r300+.45*r310
330 Total Originating Premium MOU	RTE1r165a
340 Total Originating Non-Premium MOU	RTE1r167a
350 Total Originating Chargeable MOU	r330+.45*r340

**SLC/PICC Caps**

400 PR, Lifeline & SLB EU Cap	Input
410 NonPrimary Res & BRI EU Cap	Input
420 MLB, PRI & Centrex EU Cap	Input
430 MLB PICC Rate as of Dec. 29, 2011	Input

**CMT Revenue**

440 Current MaxCMT Rev perLine (from previous filing)	Input (r460 from prev filing)
---	-------------------------------

450 Total CMT Exogenous Cost Factor ((R+deltaZ)/R)	((EXG1r160s/r130a)/r440a)+1
--	-----------------------------

460 Proposed Maximum CMT Revenue Per Line	r440*r450
---	-----------

CAP-1 ANALYZE

Filing Date: 42171  
 Filing Entity: WSNY - Windstream New York Properties  
 Transmittal Number: 75  
 June 16, 2015 Annual Access Tariff Filing (WSNYAN15.xls)  
 Page 2 of 2

Source

**CMT Revenue Vs EU Revenue at Max. Allowable Rates**

600 Proposed Maximum CMT Revenue	r460 * r130
610 Maximum Allowable PR, Lifeline & SLB EU Revenue	r400 * r100
620 Maximum Allowable NonPrimary Res & BRI EU Revenue	r410 * r110
630 Maximum Allowable MLB, PRI & Centrex EU Revenue	r420 * r120
640 Total Maximum Allowable EU Revenue	r610 + r620 + r630
650 Remaining CMT Revenue/(CMT Over-recovery)	r600 - r640
652 Maximum Allowable PICC Revenue	r430*( r200+r210/9+r220 )
660 Total USAC Receipts (at t)	RTE1r185f

680 Remaining Recoverable Revenue/(Total over-recov r650-r660

**Calculation of PICC for MultiLine Business, PRI ISDN, & Centrex Lines**

800 MLB, PRI & Centrex PICC Rate (Dec. 29, 2011)	r430
810 MLB, PRI & Centrex PICC Revenue Target	if r680>0 then r680 else 0
820 MLB, PRI & Centrex PICC Target Rate	r810 / (r200 + r210/9 + r220)
830 Maximum Average MLB, PRI & Centrex PICC Rate	Min(r800,r820)
840 Maximum MLB & PRI PICC Revenue	r830 * r200
850 Maximum Centrex PICC Revenue	r830 * (r210/9 + r220)
860 Total Maximum PICC Revenue (Proposed)	r840 + r850

**Calculation of CCL Rates and Revenue**

940 Prem. Originating MOU Rate as of Dec. 29, 2011	Input
945 Prem. Terminating MOU Rate as of Dec. 29, 2011	Input
950 Maximum CCL Revenue	r810 - r860
960 Maximum CCL Originating Rate	Min(r940, r950/r350)
970 Maximum CCL Terminating Rate	Min(r945,(r950 - (r350*r960))/r320)
980 Maximum Originating CCL Revenue	r960 * r350
990 Maximum Terminating CCL Revenue	r970 * r320
995 Total Maximum CCL Revenue	r980 + r990

**EU Pricing Decision**

1100 Is Deaveraging of EUCL Rates Possible?	if r680>0,"No","Yes"
1110 Do you have Pooling Revenues?	from A sheet, CAP1r1110
1120 Are you going to deaverage EUCL Rates by zone?	Input (If r1100 = "No" you must input "No")
1130 CAP Form containing final EUCL Rates	if r680>0,CAP1; if r1120=No,CAP2; elseCAP3
1140 Maximum Allowable PR, Lifeline & SLB EU Revenue	if r1130=CAP1,r610;else1130
1150 Maximum Allowable NonPrimary Res & BRI EU Revenue	if r1130=CAP1,r620;else1130
1160 Maximum Allowable MLB, PRI & Centrex EU Revenue	if r1130=CAP1,r630;else1130

CAP-2 ANALYZE

Filing Date: 42171  
 Filing Entity: WSNY - Windstream New York Properties  
 Transmittal Number: 75  
 June 16, 2015 Annual Access Tariff Filing (WSNYAN15.xls)  
 Page 1 of 1

Source

**Calculation of Maximum Recoverable Revenue** For all rows: if CAP1r1130="CAP2", use :

100 Maximum CMT Revenue	CAP1r600
110 Total USAC Receipts (at t)	CAP1r660
130 Maximum Recoverable Revenue	r100 - r110

**Maximum Allowable EU Rates**

200 Max. Allowable Primary Res, Lifeline, & SLB EU Rate	CAP1r400 if CAP1r1130=CAP2
210 Max. Allowable NonPrimary Res & BRI ISDN EU Rate	CAP1r410 if CAP1r1130=CAP2
220 Max. Allowable MLB, PRI ISDN, & Centrex EU Rate	CAP1r420 if CAP1r1130=CAP2

**Final EU Rates (Manually Input)**

400 Final Primary Res, Lifeline, & SLB EU Rate	Input
410 Final NonPrim Res & BRI ISDN EU Rate	Input
420 Final MLB, PRI ISDN, & Centrex EU Rate	Input

**Final EU Revenue**

500 Final Total Primary Res & SLB & LifeLine EU Revenue	r400 * CAP1r100
510 Final Total NonPrim Res & BRI ISDN EU Revenue	r410 * CAP1r110
520 Final Total MLB, PRI ISDN, & Centrex EU Revenue	r420 * CAP1r120
530 Final Total End User Revenue	r500 + r510 + r520
600 Actual vs. Allowable Revenue: Over-recovery or (Under-recovery)	r530 - r130

CAP-3 ANALYZE

Filing Date: 42171  
 Filing Entity: WSNY - Windstream New York Prop  
 Transmittal Number: 75  
 June 16, 2015 Annual Access Tariff Filing (WSNYAN15.xls)  
 Page 1 of 1

Source

**Calculation of Maximum Recoverable Revenue** For all rows: if CAP1r1130="CAP3", use :

100 Maximum CMT Revenue	CAP1r600
110 Total USAC Receipts	CAP1r660
130 Maximum Recoverable Revenue	r100 - r110

**Inputs for Calculation of Minimum and Maximum Allowable Deaveraged Rates**

200 Total Local Exchange Lines	CAP1r130
210 Unbundled Loop & Line Port Rate (State Approved)	Input if CAP1r1130=CAP3; else, CAP1r1130
220 Interstate UNE Rate	r210*.25 if CAP1r1130=CAP3
230 Interstate UNE Revenues	r200 * r220
240 Maximum CMT Revenue (using Max CMT Rev/Line)	CAP1r600
250 Average Price Cap CMT Rev to be Recovered per Line	CAP1r460 if CAP1r1130=CAP3
260 Price Cap CMT Revenue by Zone	r200 * r250
270 Uniform Rate Adjustment Factor	(r260 - r230 ) / r 200

**Minimum Deaveraged EU Charge Development**

300 Zone Average Revenue Per Line	r270a+r220 if CAP1r1130=CAP3
310 Preliminary Minimum Deaveraged EU Charge	Minimum value in r300
320 Explicit Subsidy Support from USAC (at t)	CAP1r660
330 Study Area above CAP Benchmark Revenues	If r300>9.2,(r300-7)*CAP1r(100+110)+(r300-9.2)* CAP1r120; if 9.2>=r300>7,(r300-7)*CAP1r(100+110) else 0
340 Over Cap Revenues	Max(0, (r330 - r320))
350 Interim Calculations only (do not represent Zone revenues)	Interim calcs only (used in r360, r375, r385)
360 Minimum Deavgd PR, Lifeline, SLB EU Rate	Min(r350a,CAP1r400)if CAP1r1130=CAP3
370 Maximum Deavgd PR, Lifeline, SLB EU Rate	CAP1r400 if CAP1r1130=CAP3
375 Minimum Deavgd NPR & BRI ISDN EU Rate	Min(r350a,CAP1r410)if CAP1r1130=CAP3
380 Maximum Deavgd NPR & BRI ISDN EU Rate	CAP1r410 if CAP1r1130=CAP3
385 Minimum Deavgd MLB, PRI, Centrex EU Rate	Min(r350a,CAP1r420)if CAP1r1130=CAP3
390 Maximum Deavgd MLB, PRI, Centrex EU Rate	CAP1r420 if CAP1r1130=CAP3

**Final EU Rates (Manually Input)**

400 Final Primary Res, Lifeline, & SLB EU Rate	Input; but for col.c thru f: if r100="N/A", 0
410 Final NonPrim Res & BRI ISDN EU Rate	Input; but for col.c thru f: if r100="N/A", 0
420 Final MLB, PRI ISDN, & Centrex EU Rate	Input; but for col.c thru f: if r100="N/A", 0

**Final EU Revenue**

500 Final Total Primary Res & SLB & LifeLine EU Revenue	r400 * CAP1r100
510 Final Total NonPrim Res & BRI ISDN EU Revenue	r410 * CAP1r110
520 Final Total MLB, PRI ISDN, & Centrex EU Revenue	r420 * CAP1r120
530 Final Total End User Revenue	r500 + r510 + r520
600 Actual vs. Allowable Revenue: Over-recovery or (Under-recovery)	r530 - r130



CAP-4 ANALYZE

Filing Date: 42171  
 Filing Entity: WSNY - Windstream New York Properties  
 Transmittal Number: 75  
 June 16, 2015 Annual Access Tariff Filing (WSNYAN15.xls)  
 Page 1 of 1

Source

100 Pooling Amount? For rows 100&105: If CAP1r1110="Yes",  
 Input  
 105 CAP Form containing final EUCL Rates? CAP1r1130

**MLB Pooled Rates for CAP1 & CAP2 Forms** For rows 110 to 220: If CAP4r105="CAP"  
 110 MLB, PRI ISDN & Centrex EUCL Cap CAP1r420  
 120 MLB, PRI & Centrex EUCL Rate if r105="CAP1", r110; ="CAP2",CAP2r420;

130 MLB, PRI ISDN Revenue below EUCL CAP (r110-r120)\*(CAP1r120)  
 140 Pooling revenue to be recovered from MLB EUCL F Min(r130,r100)  
 150 MLB EUCL rate r120+(r140/CAP1r120)  
 155 MLB EUCL Revenue r150 \* (CAP1r120)

160 Remaining Pooling Revenues r100 - r140

170 MLB PICC Cap CAP1r430  
 180 Maximum Average MLB, PRI & Centrex PICC Rate CAP1r830  
 190 MLB PICC Revenue below CAP (r170-r180)\*(CAP1(r200+r210/9+r220))  
 200 Pooling revenue to be recovered from MLB PICC R Min(r190,r160)  
 210 MLB PICC rate r180+(r200/CAP1(r200+r210/9+r220))  
 220 MLB PICC Revenue r 210 \* (CAP1(r200+r210/9+r220))

**MLB Pooled EU Rates for CAP3** For rows 300 to 400: If CAP4r105="CAP"  
 300 Total MLB&PRI ISDN lines (include both PRI \* 5 & CAP1r120  
 310 CAP3 Final MLB, PRI ISDN, & Centrex EU Rate if r105="CAP3",CAP3r420; else r105  
 320 CAP3 Final Total MLB, PRI ISDN, & Centrex EU R CAP3r520  
 330 CAP3 Final MLB Rate adjusted for Pooling amount a: min(330b.f) b-f:(sum(r310b.f)+r100a)/sum(r300b.f)  
 340 Final MLB, PRI ISDN & Centrex EU Rate with Pool max(r310,r330a)  
 350 MLB EUCL Revenue r300\*r340

400 Un-recovered Pool Revenues if CAP1r1110="No", then "No Pooling"; else  
 if r105="CAP3", then r100+r320-r350;  
 if r105="Juris", then r100+r320-r350-r140;  
 else r160-r200

CAP-5 ANALYZE

Filing Date: 42171  
 Filing Entity: WSNY - Windstream New York Prop  
 Transmittal Number: 75  
 June 16, 2015 Annual Access Tariff Filing (WSNYAN15.xls)  
 Page 1 of 1

Source

100 Maximum CMT Revenue	CAP1r600
110 Total USAC Receipts	CAP1r660
125 Pooling Revenues	if CAP1r1110 = "Yes", CAP4r100
130 Maximum Recoverable Revenue	r100 - r110 + r125
200 Final Total Primary Res & SLB & LifeLine EU Revenue	if CAP1r1130 = "CAP1", CAP1r610 if CAP1r1130 = "CAP2", CAP2r500 if CAP1r1130 = "CAP3", CAP3r500 if CAP1r1130="Juris",CAP1r1140+CAP2r500+CAP3r500
210 Final Total NonPrim Res & BRI ISDN EU Revenue	if CAP1r1130 = "CAP1", CAP1r620 if CAP1r1130 = "CAP2", CAP2r510 if CAP1r1130 = "CAP3", CAP3r510 if CAP1r1130="Juris",CAP1r1150+CAP2r510+CAP3r510
220 Final Total MLB, PRI ISDN, & Centrex EU Revenue	if CAP1r1110="Yes"&: if CAP1r1130="CAP1" or "CAP2", CAP4r155 if CAP1r1130="CAP3", CAP4r350a if CAP1r1130="Juris", CAP4(r155+r350a) if CAP1r1110="No"&: if CAP1r1130="CAP1", CAP1r630 if CAP1r1130="CAP2", CAP2r520 if CAP1r1130="CAP3", CAP3r520 if CAP1r1130="Juris", CAP1r1160+CAP2r520+CAP3r520
300 Final Total EUCL Revenue	r200 + r210 + r220
310 Final Total PICC Revenue	if CAP1r1110="Yes"&CAP1r1130<>"CAP3", CAP4 r220; else CAP1r860
320 Final Total CCL Revenue	CAP1r995
400 Final Total Recovered Revenue	r300 + r310 + r320
500 Allowable Revenue Over-recovery/(Under-recovery)	r400-r130
600 Nonrecoverable from PICC and CCL	CAP1r950-CAP1r995
605 Annual Filing Non Recoverable Dollars	if Annual filing = 0 else r600- r610 from the Annual Filing
610 Recoverable from ARC (up to max exog costs for Reg Fees, TRS, and NANPA)	if r600<=0,0,max(0,min(EXG1r160(colsB+H+J),r600))

ANALYZER - Juris

Filing Date: 42171

Filing Entity: WSNY - Windstream New York Properties

Transmittal Number: 75

June 16, 2015 Annual Access Tariff Filing (WSNYAN15.xls)

Page 2 of 18

COMMON LINE-----

Maximum Premium Rates (from CAP1)

Prim Res, Lifeline, & SLB EUCL

NonPrim Res & BRI ISDN EUCL

MLB & PRI ISDN EUCL

MLB & PRI ISDN PICC

Prem Orig per MOU: Common Line

Prem Term per MOU: Common Line

Deaveraging Checks (from CAP3):

Zone Progression Checks:

Primary Res, SLB, & LifeLine

NonPrimary Res & BRI ISDN

MLB, PRI ISDN, & Centrex

Zone Minimum Pricing Checks:

Primary Res, SLB, & LifeLine

NonPrimary Res & BRI ISDN

MLB, PRI ISDN, & Centrex

Zone Maximum Pricing Checks:

Primary Res, SLB, & LifeLine

NonPrimary Res & BRI ISDN

MLB, PRI ISDN, & Centrex

Class of Service Checks:

Zone A

Zone B

Zone C

Zone D

Other Zone

Proposed Revenues (from CAP5)

Prim Res, Lifeline, & SLB EUCL (Sum)

NonPrim Res & BRI ISDN EUCL (Sum)

MLB & PRI ISDN EUCL (Sum)

PICC Revenue

CCL Revenue

Total CMT Revenue

Allowable CMT Revenue

Diff. between Allowable & Calc'd Revenues

LEC CMT Revenue Too High?

FCC CMT Revenue Too High?



CAP-1 ANALYZE

Filing Date: 42171  
 Filing Entity: WSNY - Windstream New York Properties  
 Transmittal Number: 75  
 June 16, 2015 Annual Access Tariff Filing (WSNYAN15.xls)  
 Page 1 of 2

Source

**EUCL Demand Inputs**

100 Total Primary Res & SLB & LifeLine Lines RTE1: b:r102a;c:r112a;d:r122a;e:r132a;f:r142a  
 110 Total NonPrim Res & BRI ISDN Lines RTE1: b:r104a;c:r114a;d:r124a;e:r134a;f:r144a  
 120 Total MLB&PRI ISDN (include PRI \* 5, & Include C RTE1: b:r106a;c:r116a;d:r126a;e:r136a;f:r146a  
 130 Total Local Exchange Lines r100+r110+r120

**PICC Demand Inputs**

200 Total MLB&PRI ISDN (include PRI \* 5, & exclude C RTE1r155a  
 210 Total Business Centrex Lines in groups with 9 or more Input  
 220 Total Business Groups with less than 9 lines in the Input

**MOU Demand Inputs**

300 Total Terminating Premium MOU RTE1r161a  
 310 Total Terminating Non-Premium MOU RTE1r163a  
 320 Total Terminating Chargeable MOU r300+.45\*r310  
 330 Total Originating Premium MOU RTE1r165a  
 340 Total Originating Non-Premium MOU RTE1r167a  
 350 Total Originating Chargeable MOU r330+.45\*r340

**SLC/PICC Caps**

400 PR, Lifeline & SLB EU Cap Input  
 410 NonPrimary Res & BRI EU Cap Input  
 420 MLB, PRI & Centrex EU Cap Input  
 430 MLB PICC Rate as of Dec. 29, 2011 Input

**CMT Revenue**

440 Current MaxCMT Rev perLine (from previous filing) Input (r460 from prev filing)

450 Total CMT Exogenous Cost Factor ((R+deltaZ)/R) ((EXG1r160s/r130a)/r440a)+1

460 Proposed Maximum CMT Revenue Per Line r440\*r450

CAP-1 ANALYZE

Filing Date: 42171  
 Filing Entity: WSNY - Windstream New York Properties  
 Transmittal Number: 75  
 June 16, 2015 Annual Access Tariff Filing (WSNYAN15.xls)  
 Page 2 of 2

Source

**CMT Revenue Vs EU Revenue at Max. Allowable Rates**

600 Proposed Maximum CMT Revenue	r460 * r130
610 Maximum Allowable PR, Lifeline & SLB EU Revenue	r400 * r100
620 Maximum Allowable NonPrimary Res & BRI EU Revenue	r410 * r110
630 Maximum Allowable MLB, PRI & Centrex EU Revenue	r420 * r120
640 Total Maximum Allowable EU Revenue	r610 + r620 + r630
650 Remaining CMT Revenue/(CMT Over-recovery)	r600 - r640
652 Maximum Allowable PICC Revenue	r430*( r200+r210/9+r220 )
660 Total USAC Receipts (at t)	RTE1r185f

680 Remaining Recoverable Revenue/(Total over-recov r650-r660

**Calculation of PICC for MultiLine Business, PRI ISDN, & Centrex Lines**

800 MLB, PRI & Centrex PICC Rate (Dec. 29, 2011)	r430
810 MLB, PRI & Centrex PICC Revenue Target	if r680>0 then r680 else 0
820 MLB, PRI & Centrex PICC Target Rate	r810 / (r200 + r210/9 + r220)
830 Maximum Average MLB, PRI & Centrex PICC Rate	Min(r800,r820)
840 Maximum MLB & PRI PICC Revenue	r830 * r200
850 Maximum Centrex PICC Revenue	r830 * (r210/9 + r220)
860 Total Maximum PICC Revenue (Proposed)	r840 + r850

**Calculation of CCL Rates and Revenue**

940 Prem. Originating MOU Rate as of Dec. 29, 2011	Input
945 Prem. Terminating MOU Rate as of Dec. 29, 2011	Input
950 Maximum CCL Revenue	r810 - r860
960 Maximum CCL Originating Rate	Min(r940, r950/r350)
970 Maximum CCL Terminating Rate	Min(r945,(r950 - (r350*r960))/r320)
980 Maximum Originating CCL Revenue	r960 * r350
990 Maximum Terminating CCL Revenue	r970 * r320
995 Total Maximum CCL Revenue	r980 + r990

**EU Pricing Decision**

1100 Is Deaveraging of EUCL Rates Possible?	if r680>0,"No","Yes"
1110 Do you have Pooling Revenues?	from A sheet, CAP1r1110
1120 Are you going to deaverage EUCL Rates by zone?	Input (If r1100 = "No" you must input "No")
1130 CAP Form containing final EUCL Rates	if r680>0,CAP1; if r1120=No,CAP2; elseCAP3
1140 Maximum Allowable PR, Lifeline & SLB EU Revenue	if r1130=CAP1,r610;else1130
1150 Maximum Allowable NonPrimary Res & BRI EU Revenue	if r1130=CAP1,r620;else1130
1160 Maximum Allowable MLB, PRI & Centrex EU Revenue	if r1130=CAP1,r630;else1130

CAP-2 ANALYZE

Filing Date: 42171  
 Filing Entity: WSNY - Windstream New York Properties  
 Transmittal Number: 75  
 June 16, 2015 Annual Access Tariff Filing (WSNYAN15.xls)  
 Page 1 of 1

Source

**Calculation of Maximum Recoverable Revenue** For all rows: if CAP1r1130="CAP2", use :

100 Maximum CMT Revenue	CAP1r600
110 Total USAC Receipts (at t)	CAP1r660
130 Maximum Recoverable Revenue	r100 - r110

**Maximum Allowable EU Rates**

200 Max. Allowable Primary Res, Lifeline, & SLB EU Rate	CAP1r400 if CAP1r1130=CAP2
210 Max. Allowable NonPrimary Res & BRI ISDN EU Rate	CAP1r410 if CAP1r1130=CAP2
220 Max. Allowable MLB, PRI ISDN, & Centrex EU Rate	CAP1r420 if CAP1r1130=CAP2

**Final EU Rates (Manually Input)**

400 Final Primary Res, Lifeline, & SLB EU Rate	Input
410 Final NonPrim Res & BRI ISDN EU Rate	Input
420 Final MLB, PRI ISDN, & Centrex EU Rate	Input

**Final EU Revenue**

500 Final Total Primary Res & SLB & LifeLine EU Revenue	r400 * CAP1r100
510 Final Total NonPrim Res & BRI ISDN EU Revenue	r410 * CAP1r110
520 Final Total MLB, PRI ISDN, & Centrex EU Revenue	r420 * CAP1r120
530 Final Total End User Revenue	r500 + r510 + r520
600 Actual vs. Allowable Revenue: Over-recovery or (Under-recovery)	r530 - r130

CAP-3 ANALYZE

Filing Date: 42171  
 Filing Entity: WSNY - Windstream New York Prop  
 Transmittal Number: 75  
 June 16, 2015 Annual Access Tariff Filing (WSNYAN15.xls)  
 Page 1 of 1

Source

**Calculation of Maximum Recoverable Revenue** For all rows: if CAP1r1130="CAP3", use :

100 Maximum CMT Revenue	CAP1r600
110 Total USAC Receipts	CAP1r660
130 Maximum Recoverable Revenue	r100 - r110

**Inputs for Calculation of Minimum and Maximum Allowable Deaveraged Rates**

200 Total Local Exchange Lines	CAP1r130
210 Unbundled Loop & Line Port Rate (State Approved)	Input if CAP1r1130=CAP3; else, CAP1r1130
220 Interstate UNE Rate	r210*.25 if CAP1r1130=CAP3
230 Interstate UNE Revenues	r200 * r220
240 Maximum CMT Revenue (using Max CMT Rev/Line)	CAP1r600
250 Average Price Cap CMT Rev to be Recovered per Line	CAP1r460 if CAP1r1130=CAP3
260 Price Cap CMT Revenue by Zone	r200 * r250
270 Uniform Rate Adjustment Factor	(r260 - r230 ) / r 200

**Minimum Deaveraged EU Charge Development**

300 Zone Average Revenue Per Line	r270a+r220 if CAP1r1130=CAP3
310 Preliminary Minimum Deaveraged EU Charge	Minimum value in r300
320 Explicit Subsidy Support from USAC (at t)	CAP1r660
330 Study Area above CAP Benchmark Revenues	If r300>9.2,(r300-7)*CAP1r(100+110)+(r300-9.2)* CAP1r120; if 9.2>=r300>7,(r300-7)*CAP1r(100+110) else 0
340 Over Cap Revenues	Max(0, (r330 - r320))
350 Interim Calculations only (do not represent Zone revenues)	Interim calcs only (used in r360, r375, r385)
360 Minimum Deavgd PR, Lifeline, SLB EU Rate	Min(r350a,CAP1r400)if CAP1r1130=CAP3
370 Maximum Deavgd PR, Lifeline, SLB EU Rate	CAP1r400 if CAP1r1130=CAP3
375 Minimum Deavgd NPR & BRI ISDN EU Rate	Min(r350a,CAP1r410)if CAP1r1130=CAP3
380 Maximum Deavgd NPR & BRI ISDN EU Rate	CAP1r410 if CAP1r1130=CAP3
385 Minimum Deavgd MLB, PRI, Centrex EU Rate	Min(r350a,CAP1r420)if CAP1r1130=CAP3
390 Maximum Deavgd MLB, PRI, Centrex EU Rate	CAP1r420 if CAP1r1130=CAP3

**Final EU Rates (Manually Input)**

400 Final Primary Res, Lifeline, & SLB EU Rate	Input; but for col.c thru f: if r100="N/A", 0
410 Final NonPrim Res & BRI ISDN EU Rate	Input; but for col.c thru f: if r100="N/A", 0
420 Final MLB, PRI ISDN, & Centrex EU Rate	Input; but for col.c thru f: if r100="N/A", 0

**Final EU Revenue**

500 Final Total Primary Res & SLB & LifeLine EU Revenue	r400 * CAP1r100
510 Final Total NonPrim Res & BRI ISDN EU Revenue	r410 * CAP1r110
520 Final Total MLB, PRI ISDN, & Centrex EU Revenue	r420 * CAP1r120
530 Final Total End User Revenue	r500 + r510 + r520
600 Actual vs. Allowable Revenue: Over-recovery or (Under-recovery)	r530 - r130



CAP-4 ANALYZE

Filing Date: 42171  
 Filing Entity: WSNY - Windstream New York Properties  
 Transmittal Number: 75  
 June 16, 2015 Annual Access Tariff Filing (WSNYAN15.xls)  
 Page 1 of 1

Source

100 Pooling Amount? For rows 100&105: If CAP1r1110="Yes",  
 Input  
 105 CAP Form containing final EUCL Rates? CAP1r1130

**MLB Pooled Rates for CAP1 & CAP2 Forms** For rows 110 to 220: If CAP4r105="CAP"  
 110 MLB, PRI ISDN & Centrex EUCL Cap CAP1r420  
 120 MLB, PRI & Centrex EUCL Rate if r105="CAP1", r110; ="CAP2",CAP2r420;

130 MLB, PRI ISDN Revenue below EUCL CAP (r110-r120)\*(CAP1r120)  
 140 Pooling revenue to be recovered from MLB EUCL F Min(r130,r100)  
 150 MLB EUCL rate r120+(r140/CAP1r120)  
 155 MLB EUCL Revenue r150 \* (CAP1r120)

160 Remaining Pooling Revenues r100 - r140

170 MLB PICC Cap CAP1r430  
 180 Maximum Average MLB, PRI & Centrex PICC Rate CAP1r830  
 190 MLB PICC Revenue below CAP (r170-r180)\*(CAP1(r200+r210/9+r220))  
 200 Pooling revenue to be recovered from MLB PICC R Min(r190,r160)  
 210 MLB PICC rate r180+(r200/CAP1(r200+r210/9+r220))  
 220 MLB PICC Revenue r 210 \* (CAP1(r200+r210/9+r220))

**MLB Pooled EU Rates for CAP3** For rows 300 to 400: If CAP4r105="CAP"  
 300 Total MLB&PRI ISDN lines (include both PRI \* 5 & CAP1r120  
 310 CAP3 Final MLB, PRI ISDN, & Centrex EU Rate if r105="CAP3",CAP3r420; else r105  
 320 CAP3 Final Total MLB, PRI ISDN, & Centrex EU R CAP3r520  
 330 CAP3 Final MLB Rate adjusted for Pooling amount a: min(330b.f) b-f:(sum(r310b.f)+r100a)/sum(r300b.f)  
 340 Final MLB, PRI ISDN & Centrex EU Rate with Pool max(r310,r330a)  
 350 MLB EUCL Revenue r300\*r340

400 Un-recovered Pool Revenues if CAP1r1110="No", then "No Pooling"; else  
 if r105="CAP3", then r100+r320-r350;  
 if r105="Juris", then r100+r320-r350-r140;  
 else r160-r200

CAP-5 ANALYZE

Filing Date: 42171  
 Filing Entity: WSNY - Windstream New York Prop  
 Transmittal Number: 75  
 June 16, 2015 Annual Access Tariff Filing (WSNYAN15.xls)  
 Page 1 of 1

Source

100 Maximum CMT Revenue	CAP1r600
110 Total USAC Receipts	CAP1r660
125 Pooling Revenues	if CAP1r1110 = "Yes", CAP4r100
130 Maximum Recoverable Revenue	r100 - r110 + r125
200 Final Total Primary Res & SLB & LifeLine EU Revenue	if CAP1r1130 = "CAP1", CAP1r610 if CAP1r1130 = "CAP2", CAP2r500 if CAP1r1130 = "CAP3", CAP3r500 if CAP1r1130="Juris",CAP1r1140+CAP2r500+CAP3r500
210 Final Total NonPrim Res & BRI ISDN EU Revenue	if CAP1r1130 = "CAP1", CAP1r620 if CAP1r1130 = "CAP2", CAP2r510 if CAP1r1130 = "CAP3", CAP3r510 if CAP1r1130="Juris",CAP1r1150+CAP2r510+CAP3r510
220 Final Total MLB, PRI ISDN, & Centrex EU Revenue	if CAP1r1110="Yes"&: if CAP1r1130="CAP1" or "CAP2", CAP4r155 if CAP1r1130="CAP3", CAP4r350a if CAP1r1130="Juris", CAP4(r155+r350a) if CAP1r1110="No"&: if CAP1r1130="CAP1", CAP1r630 if CAP1r1130="CAP2", CAP2r520 if CAP1r1130="CAP3", CAP3r520 if CAP1r1130="Juris", CAP1r1160+CAP2r520+CAP3r520
300 Final Total EUCL Revenue	r200 + r210 + r220
310 Final Total PICC Revenue	if CAP1r1110="Yes"&CAP1r1130<>"CAP3", CAP4 r220; else CAP1r860
320 Final Total CCL Revenue	CAP1r995
400 Final Total Recovered Revenue	r300 + r310 + r320
500 Allowable Revenue Over-recovery/(Under-recovery)	r400-r130
600 Nonrecoverable from PICC and CCL	CAP1r950-CAP1r995
605 Annual Filing Non Recoverable Dollars	if Annual filing = 0 else r600- r610 from the Annual Filing
610 Recoverable from ARC (up to max exog costs for Reg Fees, TRS, and NANPA)	if r600<=0,0,max(0,min(EXG1r160(colsB+H+J),r600))

ANALYZER - Juris

Filing Date: 42171

Filing Entity: WSNY - Windstream New York Properties

Transmittal Number: 75

June 16, 2015 Annual Access Tariff Filing (WSNYAN15.xls)

Page 2 of 18

COMMON LINE-----

Maximum Premium Rates (from CAP1)

Prim Res, Lifeline, & SLB EUCL

NonPrim Res & BRI ISDN EUCL

MLB & PRI ISDN EUCL

MLB & PRI ISDN PICC

Prem Orig per MOU: Common Line

Prem Term per MOU: Common Line

Deaveraging Checks (from CAP3):

Zone Progression Checks:

Primary Res, SLB, & LifeLine

NonPrimary Res & BRI ISDN

MLB, PRI ISDN, & Centrex

Zone Minimum Pricing Checks:

Primary Res, SLB, & LifeLine

NonPrimary Res & BRI ISDN

MLB, PRI ISDN, & Centrex

Zone Maximum Pricing Checks:

Primary Res, SLB, & LifeLine

NonPrimary Res & BRI ISDN

MLB, PRI ISDN, & Centrex

Class of Service Checks:

Zone A

Zone B

Zone C

Zone D

Other Zone

Proposed Revenues (from CAP5)

Prim Res, Lifeline, & SLB EUCL (Sum)

NonPrim Res & BRI ISDN EUCL (Sum)

MLB & PRI ISDN EUCL (Sum)

PICC Revenue

CCL Revenue

Total CMT Revenue

Allowable CMT Revenue

Diff. between Allowable & Calc'd Revenues

LEC CMT Revenue Too High?

FCC CMT Revenue Too High?

jh 374.  
nd/or CCL should be entered in rows 15 thru 374. COSAs with jurisdictionally separate SLCs, PICCs, and/or CCL

Price Cap Tariff Review Plan  
 Calculation of EUCL Limits, PICC Rate and CCL Rates

Total Jurisdiction (a)	No Zone / Zone A (b)	Zone B (c)	Zone C (d)	Zone D (e)	Other Zone * (f)
0	0	0	0	0	0
0	0	0	0	0	0
0	0	0	0	0	0
0	0	0	0	0	0
0	N/A	N/A	N/A	N/A	N/A
0	N/A	N/A	N/A	N/A	N/A
0	N/A	N/A	N/A	N/A	N/A
0	N/A	N/A	N/A	N/A	N/A
0	N/A	N/A	N/A	N/A	N/A
0	N/A	N/A	N/A	N/A	N/A
0	N/A	N/A	N/A	N/A	N/A
6.50	N/A	N/A	N/A	N/A	N/A
7.00	N/A	N/A	N/A	N/A	N/A
9.20	N/A	N/A	N/A	N/A	N/A
0.000000	N/A	N/A	N/A	N/A	N/A
0.000000	N/A	N/A	N/A	N/A	N/A
1.000000	N/A	N/A	N/A	N/A	N/A
0.000000	N/A	N/A	N/A	N/A	N/A

Price Cap Tariff Review Plan  
 Calculation of EUCL Limits, PICC Rate and CCL Rates

Total Jurisdiction (a)	No Zone / Zone A (b)	Zone B (c)	Zone C (d)	Zone D (e)	Other Zone * (f)
0	N/A	N/A	N/A	N/A	N/A
0	N/A	N/A	N/A	N/A	N/A
0	N/A	N/A	N/A	N/A	N/A
0	N/A	N/A	N/A	N/A	N/A
0	N/A	N/A	N/A	N/A	N/A
0	N/A	N/A	N/A	N/A	N/A
0	N/A	N/A	N/A	N/A	N/A
0	N/A	N/A	N/A	N/A	N/A
0	N/A	N/A	N/A	N/A	N/A
0	N/A	N/A	N/A	N/A	N/A
0	N/A	N/A	N/A	N/A	N/A
0	N/A	N/A	N/A	N/A	N/A
0	N/A	N/A	N/A	N/A	N/A
0.000000	N/A	N/A	N/A	N/A	N/A
0	N/A	N/A	N/A	N/A	N/A
0.000000	N/A	N/A	N/A	N/A	N/A
0.000000	N/A	N/A	N/A	N/A	N/A
0	N/A	N/A	N/A	N/A	N/A
0	N/A	N/A	N/A	N/A	N/A
0	N/A	N/A	N/A	N/A	N/A
0.000000	N/A	N/A	N/A	N/A	N/A
0.000000	N/A	N/A	N/A	N/A	N/A
0	N/A	N/A	N/A	N/A	N/A
0.000000	N/A	N/A	N/A	N/A	N/A
0.000000	N/A	N/A	N/A	N/A	N/A
0	N/A	N/A	N/A	N/A	N/A
0	N/A	N/A	N/A	N/A	N/A
0	N/A	N/A	N/A	N/A	N/A
Yes	N/A	N/A	N/A	N/A	N/A
No	N/A	N/A	N/A	N/A	N/A
No	N/A	N/A	N/A	N/A	N/A
No	N/A	N/A	N/A	N/A	N/A
	N/A	N/A	N/A	N/A	N/A
	N/A	N/A	N/A	N/A	N/A
	N/A	N/A	N/A	N/A	N/A

Price Cap Tariff Review Plan  
Manual Input of EUCL Rates - No PICC or MOU Rates

Total Jurisdiction  
(a)

sourcing; if Jurisdictional Pricing, enter Sum of CAP2-priced Jurisdictions where indicated; else value from CAP1r1

0  
0

0

0.00  
0.00  
0.00

0.00  
0.00  
0.00

0  
0  
0  
0

0

Price Cap Tariff Review Plan  
 Calculation of Minimum & Maximum EU Rates

Total Jurisdiction (a)	No Zone / Zone A (b)	Zone B (c)	Zone C (d)	Zone D (e)	Other Zone * (f)
sourcing; if Jurisdictional Pricing, enter Sum of CAP3-priced Jurisdictions where indicated; else value from CAP1r1					
CAP2	N/A	N/A	N/A	N/A	N/A
CAP2	N/A	N/A	N/A	N/A	N/A
CAP2	N/A	N/A	N/A	N/A	N/A
CAP2	CAP2	CAP2	CAP2	CAP2	CAP2
N/A	CAP2	CAP2	CAP2	CAP2	CAP2
N/A	CAP2	CAP2	CAP2	CAP2	CAP2
CAP2	CAP2	CAP2	CAP2	CAP2	CAP2
CAP2	N/A	N/A	N/A	N/A	N/A
CAP2	N/A	N/A	N/A	N/A	N/A
CAP2	CAP2	CAP2	CAP2	CAP2	CAP2
CAP2	N/A	N/A	N/A	N/A	N/A
N/A	CAP2	CAP2	CAP2	CAP2	CAP2
CAP2	N/A	N/A	N/A	N/A	N/A
CAP2	N/A	N/A	N/A	N/A	N/A
CAP2	CAP2	CAP2	CAP2	CAP2	CAP2
CAP2	N/A	N/A	N/A	N/A	N/A
CAP2	N/A	N/A	N/A	N/A	N/A
CAP2	N/A	N/A	N/A	N/A	N/A
CAP2	CAP2	CAP2	CAP2	CAP2	CAP2
N/A	CAP2	CAP2	CAP2	CAP2	CAP2
N/A	CAP2	CAP2	CAP2	CAP2	CAP2
N/A	CAP2	CAP2	CAP2	CAP2	CAP2
CAP2	CAP2	CAP2	CAP2	CAP2	CAP2
CAP2	CAP2	CAP2	CAP2	CAP2	CAP2
CAP2	CAP2	CAP2	CAP2	CAP2	CAP2
CAP2	CAP2	CAP2	CAP2	CAP2	CAP2
CAP2	N/A	N/A	N/A	N/A	N/A



Price Cap Tariff Review Plan  
Allocation of Pool Revenues to MLB PICC & MLB EUCL

Total Jurisdiction (a)	No Zone / Zone A (b)	Zone B (c)	Zone C (d)	Zone D (e)	Other Zone * (f)
use sourcing; else enter "No Pooling".					
No Pooling	N/A	N/A	N/A	N/A	N/A
No Pooling	N/A	N/A	N/A	N/A	N/A
1"or"CAP2" or if Jurisdictional pricing, use sourcing; else, r105 value.					
No Pooling	N/A	N/A	N/A	N/A	N/A
No Pooling	N/A	N/A	N/A	N/A	N/A
No Pooling	N/A	N/A	N/A	N/A	N/A
No Pooling	N/A	N/A	N/A	N/A	N/A
No Pooling	N/A	N/A	N/A	N/A	N/A
No Pooling	N/A	N/A	N/A	N/A	N/A
No Pooling	N/A	N/A	N/A	N/A	N/A
No Pooling	N/A	N/A	N/A	N/A	N/A
No Pooling	N/A	N/A	N/A	N/A	N/A
No Pooling	N/A	N/A	N/A	N/A	N/A
No Pooling	N/A	N/A	N/A	N/A	N/A
No Pooling	N/A	N/A	N/A	N/A	N/A
No Pooling	N/A	N/A	N/A	N/A	N/A
No Pooling	N/A	N/A	N/A	N/A	N/A
No Pooling	N/A	N/A	N/A	N/A	N/A
3" or if Jurisdictional pricing, use sourcing; else value from CAP1r1130.					
No Pooling	No Pooling	No Pooling	No Pooling	No Pooling	No Pooling
N/A	No Pooling	No Pooling	No Pooling	No Pooling	No Pooling
No Pooling	No Pooling	No Pooling	No Pooling	No Pooling	No Pooling
No Pooling	No Pooling	No Pooling	No Pooling	No Pooling	No Pooling
N/A	No Pooling	No Pooling	No Pooling	No Pooling	No Pooling
No Pooling	No Pooling	No Pooling	No Pooling	No Pooling	No Pooling
No Pooling	N/A	N/A	N/A	N/A	N/A

Price Cap Tariff Review Plan  
Verification of Recovered CMT Revenue

Total Jurisdiction  
(a)

0  
0

0  
0

0

00  
0

10  
0

3520

0  
0

0

0

0

0

0  
0  
0





Price Cap Tariff Review Plan  
Calculation of EUCL Limits, PICC Rate and CCL Rates

Total Jurisdiction (a)	No Zone / Zone A (b)	Zone B (c)	Zone C (d)	Zone D (e)	Other Zone * (f)
0	N/A	N/A	N/A	N/A	N/A
0	N/A	N/A	N/A	N/A	N/A
0	N/A	N/A	N/A	N/A	N/A
0	N/A	N/A	N/A	N/A	N/A
0	N/A	N/A	N/A	N/A	N/A
0	N/A	N/A	N/A	N/A	N/A
0	N/A	N/A	N/A	N/A	N/A
0	N/A	N/A	N/A	N/A	N/A
0	N/A	N/A	N/A	N/A	N/A
0	N/A	N/A	N/A	N/A	N/A
0	N/A	N/A	N/A	N/A	N/A
0	N/A	N/A	N/A	N/A	N/A
0.000000	N/A	N/A	N/A	N/A	N/A
0	N/A	N/A	N/A	N/A	N/A
0.000000	N/A	N/A	N/A	N/A	N/A
0.000000	N/A	N/A	N/A	N/A	N/A
0	N/A	N/A	N/A	N/A	N/A
0	N/A	N/A	N/A	N/A	N/A
0	N/A	N/A	N/A	N/A	N/A
0.000000	N/A	N/A	N/A	N/A	N/A
0.000000	N/A	N/A	N/A	N/A	N/A
0	N/A	N/A	N/A	N/A	N/A
0.000000	N/A	N/A	N/A	N/A	N/A
0.000000	N/A	N/A	N/A	N/A	N/A
0	N/A	N/A	N/A	N/A	N/A
0	N/A	N/A	N/A	N/A	N/A
0	N/A	N/A	N/A	N/A	N/A
Yes	N/A	N/A	N/A	N/A	N/A
No	N/A	N/A	N/A	N/A	N/A
No	N/A	N/A	N/A	N/A	N/A
	N/A	N/A	N/A	N/A	N/A
	N/A	N/A	N/A	N/A	N/A
	N/A	N/A	N/A	N/A	N/A

Price Cap Tariff Review Plan  
Manual Input of EUCL Rates - No PICC or MOU Rates

Total Jurisdiction  
(a)

sourcing; if Jurisdictional Pricing, enter Sum of CAP2-priced Jurisdictions where indicated; else value from CAP1r1

0  
0

0

0.00  
0.00  
0.00

0.00  
0.00  
0.00

0  
0  
0  
0

0

Price Cap Tariff Review Plan  
 Calculation of Minimum & Maximum EU Rates

	Total Jurisdiction (a)	No Zone / Zone A (b)	Zone B (c)	Zone C (d)	Zone D (e)	Other Zone * (f)
sourcing; if Jurisdictional Pricing, enter Sum of CAP3-priced Jurisdictions where indicated; else value from CAP1r1						
	0	N/A	N/A	N/A	N/A	N/A
	0	N/A	N/A	N/A	N/A	N/A
	0	N/A	N/A	N/A	N/A	N/A
	0	0	0	0	0	0
N/A		0.00	0.00	0.00	0.00	0.00
N/A		0.00	0.00	0.00	0.00	0.00
	0	0	0	0	0	0
	0	N/A	N/A	N/A	N/A	N/A
	0	N/A	N/A	N/A	N/A	N/A
	0	0	0	0	0	0
	0	N/A	N/A	N/A	N/A	N/A
N/A		0	0	0	0	0
	0	N/A	N/A	N/A	N/A	N/A
	0	N/A	N/A	N/A	N/A	N/A
	0	0	0	0	0	0
	0	N/A	N/A	N/A	N/A	N/A
	0	N/A	N/A	N/A	N/A	N/A
	0	N/A	N/A	N/A	N/A	N/A
	0	N/A	N/A	N/A	N/A	N/A
	0	N/A	N/A	N/A	N/A	N/A
	0	N/A	N/A	N/A	N/A	N/A
N/A		0.00	0.00	0.00	0.00	0.00
N/A		0.00	0.00	0.00	0.00	0.00
N/A		0.00	0.00	0.00	0.00	0.00
	0	0	0	0	0	0
	0	0	0	0	0	0
	0	0	0	0	0	0
	0	0	0	0	0	0
	0	N/A	N/A	N/A	N/A	N/A

Price Cap Tariff Review Plan  
 Allocation of Pool Revenues to MLB PICC & MLB EUCL

Total Jurisdiction (a)	No Zone / Zone A (b)	Zone B (c)	Zone C (d)	Zone D (e)	Other Zone * (f)
use sourcing; else enter "No Pooling".					
No Pooling	N/A	N/A	N/A	N/A	N/A
No Pooling	N/A	N/A	N/A	N/A	N/A
1"or"CAP2" or if Jurisdictional pricing, use sourcing; else, r105 value.					
No Pooling	N/A	N/A	N/A	N/A	N/A
No Pooling	N/A	N/A	N/A	N/A	N/A
No Pooling	N/A	N/A	N/A	N/A	N/A
No Pooling	N/A	N/A	N/A	N/A	N/A
No Pooling	N/A	N/A	N/A	N/A	N/A
No Pooling	N/A	N/A	N/A	N/A	N/A
No Pooling	N/A	N/A	N/A	N/A	N/A
No Pooling	N/A	N/A	N/A	N/A	N/A
No Pooling	N/A	N/A	N/A	N/A	N/A
No Pooling	N/A	N/A	N/A	N/A	N/A
No Pooling	N/A	N/A	N/A	N/A	N/A
3" or if Jurisdictional pricing, use sourcing; else value from CAP1r1130.					
No Pooling	No Pooling	No Pooling	No Pooling	No Pooling	No Pooling
N/A	No Pooling	No Pooling	No Pooling	No Pooling	No Pooling
No Pooling	No Pooling	No Pooling	No Pooling	No Pooling	No Pooling
No Pooling	No Pooling	No Pooling	No Pooling	No Pooling	No Pooling
N/A	No Pooling	No Pooling	No Pooling	No Pooling	No Pooling
No Pooling	No Pooling	No Pooling	No Pooling	No Pooling	No Pooling
No Pooling	N/A	N/A	N/A	N/A	N/A



Price Cap Tariff Review Plan  
Verification of Recovered CMT Revenue

Total Jurisdiction  
(a)

0  
0

0  
0

0

00

0

10

0

23r520

0  
0

0

0

0

0

0  
0  
0



Price Cap Tariff Review Plan  
 Calculation of EUCL Limits, PICC Rate and CCL Rates

Total Jurisdiction (a)	No Zone / Zone A (b)	Zone B (c)	Zone C (d)	Zone D (e)	Other Zone (f)
0	0	0	0	0	0
0	0	0	0	0	0
0	0	0	0	0	0
0	0	0	0	0	0
0	N/A	N/A	N/A	N/A	N/A
0	N/A	N/A	N/A	N/A	N/A
0	N/A	N/A	N/A	N/A	N/A
0	N/A	N/A	N/A	N/A	N/A
0	N/A	N/A	N/A	N/A	N/A
0	N/A	N/A	N/A	N/A	N/A
0	N/A	N/A	N/A	N/A	N/A
0	N/A	N/A	N/A	N/A	N/A
6.50	N/A	N/A	N/A	N/A	N/A
7.00	N/A	N/A	N/A	N/A	N/A
9.20	N/A	N/A	N/A	N/A	N/A
0.000000	N/A	N/A	N/A	N/A	N/A
0.000000	N/A	N/A	N/A	N/A	N/A
0.000000	N/A	N/A	N/A	N/A	N/A
0.000000	N/A	N/A	N/A	N/A	N/A



Price Cap Tariff Review Plan  
Manual Input of EUCL Rates - No PICC or MOU Rates

Total Jurisdiction  
(a)

sourcing; if Jurisdictional Pricing, enter Sum of CAP2-priced Jurisdictions where indicated; else value from CAP1r1

ok  
ok  
ok

Price Cap Tariff Review Plan  
 Calculation of Minimum & Maximum EU Rates

Total Jurisdiction (a)	No Zone / Zone A (b)	Zone B (c)	Zone C (d)	Zone D (e)	Other Zone (f)
sourcing; if Jurisdictional Pricing, enter Sum of CAP3-priced Jurisdictions where indicated; else value from CAP1r1					
	N/A	N/A	N/A	N/A	N/A
	N/A	N/A	N/A	N/A	N/A
	N/A	N/A	N/A	N/A	N/A
N/A					
N/A					
	N/A	N/A	N/A	N/A	N/A
	N/A	N/A	N/A	N/A	N/A
	N/A	N/A	N/A	N/A	N/A
N/A					
	N/A	N/A	N/A	N/A	N/A
	N/A	N/A	N/A	N/A	N/A
	N/A	N/A	N/A	N/A	N/A
	N/A	N/A	N/A	N/A	N/A
	N/A	N/A	N/A	N/A	N/A
	N/A	N/A	N/A	N/A	N/A
N/A					
N/A					
N/A					
	N/A	N/A	N/A	N/A	N/A

Price Cap Tariff Review Plan  
 Allocation of Pool Revenues to MLB PICC & MLB EUCL

Total Jurisdiction (a)	No Zone / Zone A (b)	Zone B (c)	Zone C (d)	Zone D (e)	Other Zone (f)
use sourcing; else enter "No Pooling".					
	N/A	N/A	N/A	N/A	N/A
	N/A	N/A	N/A	N/A	N/A
1"or"CAP2" or if Jurisdictional pricing, use sourcing; else, r105 value.					
	N/A	N/A	N/A	N/A	N/A
	N/A	N/A	N/A	N/A	N/A
	N/A	N/A	N/A	N/A	N/A
	N/A	N/A	N/A	N/A	N/A
	N/A	N/A	N/A	N/A	N/A
	N/A	N/A	N/A	N/A	N/A
	N/A	N/A	N/A	N/A	N/A
	N/A	N/A	N/A	N/A	N/A
	N/A	N/A	N/A	N/A	N/A
	N/A	N/A	N/A	N/A	N/A
	N/A	N/A	N/A	N/A	N/A
3" or if Jurisdictional pricing, use sourcing; else value from CAP1r1130.					
	N/A				
	N/A				
	N/A	N/A	N/A	N/A	N/A

Price Cap Tariff Review Plan  
Verification of Recovered CMT Revenue

Total Jurisdiction  
(a)

---

0  
0

0  
0

0

00  
0

10  
0

P3r520

Agg.Rate  
0

Agg.Rate  
0

0 ok

0  
0  
0



LEC	FCC	Delta	Flag
-----	-----	-------	------

---

		0.00	*
		0.00	*
		0.00	*
		0.00	*
		0.00	*
		0.00	*

0	0	0	*
0	0	0	*
0	0	0	*
0 Agg.Rate		0	*
0 Agg.Rate		0	*
0	0	0	*
0	0	0	*
0	0	0	*
			*
			*



Price Cap Tariff Review Plan  
 Calculation of EUCL Limits, PICC Rate and CCL Rates

Total Jurisdiction (a)	No Zone / Zone A (b)	Zone B (c)	Zone C (d)	Zone D (e)	Other Zone (f)
0	0	0	0	0	0
0	0	0	0	0	0
0	0	0	0	0	0
0	0	0	0	0	0
0	N/A	N/A	N/A	N/A	N/A
0	N/A	N/A	N/A	N/A	N/A
0	N/A	N/A	N/A	N/A	N/A
0	N/A	N/A	N/A	N/A	N/A
0	N/A	N/A	N/A	N/A	N/A
0	N/A	N/A	N/A	N/A	N/A
0	N/A	N/A	N/A	N/A	N/A
0	N/A	N/A	N/A	N/A	N/A
6.50	N/A	N/A	N/A	N/A	N/A
7.00	N/A	N/A	N/A	N/A	N/A
9.20	N/A	N/A	N/A	N/A	N/A
0.000000	N/A	N/A	N/A	N/A	N/A
0.000000	N/A	N/A	N/A	N/A	N/A
0.0000	N/A	N/A	N/A	N/A	N/A
0.000000	N/A	N/A	N/A	N/A	N/A



Price Cap Tariff Review Plan  
Manual Input of EUCL Rates - No PICC or MOU Rates

Total Jurisdiction  
(a)

sourcing; if Jurisdictional Pricing, enter Sum of CAP2-priced Jurisdictions where indicated; else value from CAP1r1

ok  
ok  
ok

Price Cap Tariff Review Plan  
 Calculation of Minimum & Maximum EU Rates

Total Jurisdiction (a)	No Zone / Zone A (b)	Zone B (c)	Zone C (d)	Zone D (e)	Other Zone (f)
sourcing; if Jurisdictional Pricing, enter Sum of CAP3-priced Jurisdictions where indicated; else value from CAP1r1					
	N/A	N/A	N/A	N/A	N/A
	N/A	N/A	N/A	N/A	N/A
	N/A	N/A	N/A	N/A	N/A
N/A					
N/A					
	N/A	N/A	N/A	N/A	N/A
	N/A	N/A	N/A	N/A	N/A
	N/A	N/A	N/A	N/A	N/A
N/A					
	N/A	N/A	N/A	N/A	N/A
	N/A	N/A	N/A	N/A	N/A
	N/A	N/A	N/A	N/A	N/A
	N/A	N/A	N/A	N/A	N/A
	N/A	N/A	N/A	N/A	N/A
	N/A	N/A	N/A	N/A	N/A
N/A					
N/A					
N/A					
	N/A	N/A	N/A	N/A	N/A

Price Cap Tariff Review Plan  
 Allocation of Pool Revenues to MLB PICC & MLB EUCL

Total Jurisdiction (a)	No Zone / Zone A (b)	Zone B (c)	Zone C (d)	Zone D (e)	Other Zone (f)
use sourcing; else enter "No Pooling".					
	N/A	N/A	N/A	N/A	N/A
	N/A	N/A	N/A	N/A	N/A
1"or"CAP2" or if Jurisdictional pricing, use sourcing; else, r105 value.					
	N/A	N/A	N/A	N/A	N/A
	N/A	N/A	N/A	N/A	N/A
	N/A	N/A	N/A	N/A	N/A
	N/A	N/A	N/A	N/A	N/A
	N/A	N/A	N/A	N/A	N/A
	N/A	N/A	N/A	N/A	N/A
	N/A	N/A	N/A	N/A	N/A
	N/A	N/A	N/A	N/A	N/A
	N/A	N/A	N/A	N/A	N/A
	N/A	N/A	N/A	N/A	N/A
	N/A	N/A	N/A	N/A	N/A
	N/A	N/A	N/A	N/A	N/A
	N/A	N/A	N/A	N/A	N/A
	N/A	N/A	N/A	N/A	N/A
	N/A	N/A	N/A	N/A	N/A
	N/A	N/A	N/A	N/A	N/A
	N/A	N/A	N/A	N/A	N/A
3" or if Jurisdictional pricing, use sourcing; else value from CAP1r1130.					
	N/A				
	N/A				
	N/A	N/A	N/A	N/A	N/A

Price Cap Tariff Review Plan  
Verification of Recovered CMT Revenue

Total Jurisdiction  
(a)

---

0  
0

0  
0

0

00

0

10

0

23r520

Agg.Rate

0

Agg.Rate

0

0 ok

0

0  
0  
0



LEC	FCC	Delta	Flag
-----	-----	-------	------

---

		0.00	*
		0.00	*
		0.00	*
		0.00	*
		0.00	*
		0.00	*

0	0	0	*
0	0	0	*
0	0	0	*
0 Agg.Rate		0	*
0 Agg.Rate		0	*
0	0	0	*
0	0	0	*
0	0	0	*
			*
			*

should be entered in rows 515 thru 874.

2

Price Cap Tariff Review Plan  
 Calculation of EUCL Limits, PICC Rate and CCL Rates

Total Jurisdiction (a)	No Zone / Zone A (b)	Zone B (c)	Zone C (d)	Zone D (e)	Other Zone * (f)
0	0	0	0	0	0
0	0	0	0	0	0
0	0	0	0	0	0
0	0	0	0	0	0
0	N/A	N/A	N/A	N/A	N/A
0	N/A	N/A	N/A	N/A	N/A
0	N/A	N/A	N/A	N/A	N/A
0	N/A	N/A	N/A	N/A	N/A
0	N/A	N/A	N/A	N/A	N/A
0	N/A	N/A	N/A	N/A	N/A
0	N/A	N/A	N/A	N/A	N/A
0	N/A	N/A	N/A	N/A	N/A
6.50	N/A	N/A	N/A	N/A	N/A
7.00	N/A	N/A	N/A	N/A	N/A
9.20	N/A	N/A	N/A	N/A	N/A
0.000000	N/A	N/A	N/A	N/A	N/A
0.000000	N/A	N/A	N/A	N/A	N/A
1.000000	N/A	N/A	N/A	N/A	N/A
0.000000	N/A	N/A	N/A	N/A	N/A





Price Cap Tariff Review Plan  
 Calculation of Minimum & Maximum EU Rates

Total Jurisdiction (a)	No Zone / Zone A (b)	Zone B (c)	Zone C (d)	Zone D (e)	Other Zone * (f)
130.					
CAP2	N/A	N/A	N/A	N/A	N/A
CAP2	N/A	N/A	N/A	N/A	N/A
CAP2	N/A	N/A	N/A	N/A	N/A
CAP2	CAP2	CAP2	CAP2	CAP2	CAP2
N/A	CAP2	CAP2	CAP2	CAP2	CAP2
N/A	CAP2	CAP2	CAP2	CAP2	CAP2
CAP2	CAP2	CAP2	CAP2	CAP2	CAP2
CAP2	N/A	N/A	N/A	N/A	N/A
CAP2	N/A	N/A	N/A	N/A	N/A
CAP2	CAP2	CAP2	CAP2	CAP2	CAP2
CAP2	N/A	N/A	N/A	N/A	N/A
N/A	CAP2	CAP2	CAP2	CAP2	CAP2
CAP2	N/A	N/A	N/A	N/A	N/A
CAP2	N/A	N/A	N/A	N/A	N/A
CAP2	CAP2	CAP2	CAP2	CAP2	CAP2
CAP2	N/A	N/A	N/A	N/A	N/A
CAP2	N/A	N/A	N/A	N/A	N/A
CAP2	N/A	N/A	N/A	N/A	N/A
CAP2	CAP2	CAP2	CAP2	CAP2	CAP2
N/A	CAP2	CAP2	CAP2	CAP2	CAP2
N/A	CAP2	CAP2	CAP2	CAP2	CAP2
N/A	CAP2	CAP2	CAP2	CAP2	CAP2
CAP2	CAP2	CAP2	CAP2	CAP2	CAP2
CAP2	CAP2	CAP2	CAP2	CAP2	CAP2
CAP2	CAP2	CAP2	CAP2	CAP2	CAP2
CAP2	CAP2	CAP2	CAP2	CAP2	CAP2
CAP2	N/A	N/A	N/A	N/A	N/A

Price Cap Tariff Review Plan  
Allocation of Pool Revenues to MLB PICC & MLB EUCL

Total Jurisdiction (a)	No Zone / Zone A (b)	Zone B (c)	Zone C (d)	Zone D (e)	Other Zone * (f)
No Pooling	N/A	N/A	N/A	N/A	N/A
No Pooling	N/A	N/A	N/A	N/A	N/A
No Pooling	N/A	N/A	N/A	N/A	N/A
No Pooling	N/A	N/A	N/A	N/A	N/A
No Pooling	N/A	N/A	N/A	N/A	N/A
No Pooling	N/A	N/A	N/A	N/A	N/A
No Pooling	N/A	N/A	N/A	N/A	N/A
No Pooling	N/A	N/A	N/A	N/A	N/A
No Pooling	N/A	N/A	N/A	N/A	N/A
No Pooling	N/A	N/A	N/A	N/A	N/A
No Pooling	N/A	N/A	N/A	N/A	N/A
No Pooling	N/A	N/A	N/A	N/A	N/A
No Pooling	N/A	N/A	N/A	N/A	N/A
No Pooling	N/A	N/A	N/A	N/A	N/A
No Pooling	N/A	N/A	N/A	N/A	N/A
No Pooling	No Pooling	No Pooling	No Pooling	No Pooling	No Pooling
N/A	No Pooling	No Pooling	No Pooling	No Pooling	No Pooling
No Pooling	No Pooling	No Pooling	No Pooling	No Pooling	No Pooling
No Pooling	No Pooling	No Pooling	No Pooling	No Pooling	No Pooling
N/A	No Pooling	No Pooling	No Pooling	No Pooling	No Pooling
No Pooling	No Pooling	No Pooling	No Pooling	No Pooling	No Pooling
No Pooling	N/A	N/A	N/A	N/A	N/A

Price Cap Tariff Review Plan  
Verification of Recovered CMT Revenue

Total Jurisdiction  
(a)

0  
0

0  
0

0

0

0

0  
0

0

0

0

0

0  
0  
0





Price Cap Tariff Review Plan  
 Calculation of EUCL Limits, PICC Rate and CCL Rates

Total Jurisdiction (a)	No Zone / Zone A (b)	Zone B (c)	Zone C (d)	Zone D (e)	Other Zone * (f)
0	0	0	0	0	0
0	0	0	0	0	0
0	0	0	0	0	0
0	0	0	0	0	0
0	N/A	N/A	N/A	N/A	N/A
0	N/A	N/A	N/A	N/A	N/A
0	N/A	N/A	N/A	N/A	N/A
0	N/A	N/A	N/A	N/A	N/A
0	N/A	N/A	N/A	N/A	N/A
0	N/A	N/A	N/A	N/A	N/A
0	N/A	N/A	N/A	N/A	N/A
6.50	N/A	N/A	N/A	N/A	N/A
7.00	N/A	N/A	N/A	N/A	N/A
9.20	N/A	N/A	N/A	N/A	N/A
0.000000	N/A	N/A	N/A	N/A	N/A
0.000000	N/A	N/A	N/A	N/A	N/A
0.000000	N/A	N/A	N/A	N/A	N/A
0.000000	N/A	N/A	N/A	N/A	N/A





Price Cap Tariff Review Plan  
 Calculation of Minimum & Maximum EU Rates

Total Jurisdiction (a)	No Zone / Zone A (b)	Zone B (c)	Zone C (d)	Zone D (e)	Other Zone * (f)
130.	0 N/A 0 N/A	N/A N/A	N/A N/A	N/A N/A	N/A N/A
	0 N/A	N/A	N/A	N/A	N/A
N/A	0	0	0	0	0
N/A		0.00	0.00	0.00	0.00
		0.00	0.00	0.00	0.00
	0	0	0	0	0
	0 N/A	N/A	N/A	N/A	N/A
	0 N/A	N/A	N/A	N/A	N/A
	0	0	0	0	0
	0 N/A	N/A	N/A	N/A	N/A
N/A		0	0	0	0
	0 N/A	N/A	N/A	N/A	N/A
	0 N/A	N/A	N/A	N/A	N/A
	0	0	0	0	0
	0 N/A	N/A	N/A	N/A	N/A
	0	0	0	0	0
	0 N/A	N/A	N/A	N/A	N/A
	0 N/A	N/A	N/A	N/A	N/A
	0 N/A	N/A	N/A	N/A	N/A
	0 N/A	N/A	N/A	N/A	N/A
N/A		0.00	0.00	0.00	0.00
N/A		0.00	0.00	0.00	0.00
N/A		0.00	0.00	0.00	0.00
	0	0	0	0	0
	0	0	0	0	0
	0	0	0	0	0
	0	0	0	0	0
	0 N/A	N/A	N/A	N/A	N/A

Price Cap Tariff Review Plan  
Allocation of Pool Revenues to MLB PICC & MLB EUCL

Total Jurisdiction (a)	No Zone / Zone A (b)	Zone B (c)	Zone C (d)	Zone D (e)	Other Zone * (f)
No Pooling	N/A	N/A	N/A	N/A	N/A
No Pooling	N/A	N/A	N/A	N/A	N/A
No Pooling	N/A	N/A	N/A	N/A	N/A
No Pooling	N/A	N/A	N/A	N/A	N/A
No Pooling	N/A	N/A	N/A	N/A	N/A
No Pooling	N/A	N/A	N/A	N/A	N/A
No Pooling	N/A	N/A	N/A	N/A	N/A
No Pooling	N/A	N/A	N/A	N/A	N/A
No Pooling	N/A	N/A	N/A	N/A	N/A
No Pooling	N/A	N/A	N/A	N/A	N/A
No Pooling	N/A	N/A	N/A	N/A	N/A
No Pooling	N/A	N/A	N/A	N/A	N/A
No Pooling	N/A	N/A	N/A	N/A	N/A
No Pooling	N/A	N/A	N/A	N/A	N/A
No Pooling	N/A	N/A	N/A	N/A	N/A
No Pooling	N/A	N/A	N/A	N/A	N/A
No Pooling	No Pooling	No Pooling	No Pooling	No Pooling	No Pooling
N/A	No Pooling	No Pooling	No Pooling	No Pooling	No Pooling
No Pooling	No Pooling	No Pooling	No Pooling	No Pooling	No Pooling
No Pooling	No Pooling	No Pooling	No Pooling	No Pooling	No Pooling
N/A	No Pooling	No Pooling	No Pooling	No Pooling	No Pooling
No Pooling	No Pooling	No Pooling	No Pooling	No Pooling	No Pooling
No Pooling	N/A	N/A	N/A	N/A	N/A

Price Cap Tariff Review Plan  
Verification of Recovered CMT Revenue

Total Jurisdiction  
(a)

0  
0

0  
0

0

0

0

0  
0

0

0

0

0

0  
0  
0





Price Cap Tariff Review Plan  
 Calculation of EUCL Limits, PICC Rate and CCL Rates

Total Jurisdiction (a)	No Zone / Zone A (b)	Zone B (c)	Zone C (d)	Zone D (e)	Other Zone (f)
0	0	0	0	0	0
0	0	0	0	0	0
0	0	0	0	0	0
0	0	0	0	0	0
0	N/A	N/A	N/A	N/A	N/A
0	N/A	N/A	N/A	N/A	N/A
0	N/A	N/A	N/A	N/A	N/A
0	N/A	N/A	N/A	N/A	N/A
0	N/A	N/A	N/A	N/A	N/A
0	N/A	N/A	N/A	N/A	N/A
0	N/A	N/A	N/A	N/A	N/A
0	N/A	N/A	N/A	N/A	N/A
6.50	N/A	N/A	N/A	N/A	N/A
7.00	N/A	N/A	N/A	N/A	N/A
9.20	N/A	N/A	N/A	N/A	N/A
0.000000	N/A	N/A	N/A	N/A	N/A
0.000000	N/A	N/A	N/A	N/A	N/A
0.000000	N/A	N/A	N/A	N/A	N/A
0.000000	N/A	N/A	N/A	N/A	N/A



Price Cap Tariff Review Plan  
Manual Input of EUCL Rates - No PICC or MOU Rates

Total Jurisdiction  
(a)  
130.

ok  
ok  
ok

Price Cap Tariff Review Plan  
 Calculation of Minimum & Maximum EU Rates

Total Jurisdiction (a)	No Zone / Zone A (b)	Zone B (c)	Zone C (d)	Zone D (e)	Other Zone (f)
130.	N/A	N/A	N/A	N/A	N/A
	N/A	N/A	N/A	N/A	N/A
	N/A	N/A	N/A	N/A	N/A
N/A					
N/A					
	N/A	N/A	N/A	N/A	N/A
	N/A	N/A	N/A	N/A	N/A
	N/A	N/A	N/A	N/A	N/A
N/A					
	N/A	N/A	N/A	N/A	N/A
	N/A	N/A	N/A	N/A	N/A
	N/A	N/A	N/A	N/A	N/A
	N/A	N/A	N/A	N/A	N/A
	N/A	N/A	N/A	N/A	N/A
N/A					
N/A					
N/A					
	N/A	N/A	N/A	N/A	N/A

Price Cap Tariff Review Plan  
 Allocation of Pool Revenues to MLB PICC & MLB EUCL

Total Jurisdiction (a)	No Zone / Zone A (b)	Zone B (c)	Zone C (d)	Zone D (e)	Other Zone (f)
	N/A	N/A	N/A	N/A	N/A
	N/A	N/A	N/A	N/A	N/A
	N/A	N/A	N/A	N/A	N/A
	N/A	N/A	N/A	N/A	N/A
	N/A	N/A	N/A	N/A	N/A
	N/A	N/A	N/A	N/A	N/A
	N/A	N/A	N/A	N/A	N/A
	N/A	N/A	N/A	N/A	N/A
	N/A	N/A	N/A	N/A	N/A
	N/A	N/A	N/A	N/A	N/A
	N/A	N/A	N/A	N/A	N/A
	N/A	N/A	N/A	N/A	N/A
	N/A	N/A	N/A	N/A	N/A
	N/A	N/A	N/A	N/A	N/A
	N/A	N/A	N/A	N/A	N/A
N/A					
N/A					
	N/A	N/A	N/A	N/A	N/A

Price Cap Tariff Review Plan  
Verification of Recovered CMT Revenue

Total Jurisdiction  
(a)

---

0  
0

0  
0

0

0

0

Agg.Rate 0

Agg.Rate

0

0 ok

0

0  
0

LEC	FCC	Delta	Flag
-----	-----	-------	------

---

		0.00	*
		0.00	*
		0.00	*
		0.00	*
		0.00	*
		0.00	*

0	0	0	*
0	0	0	*
0	0	0	*
0 Agg.Rate		0	*
0 Agg.Rate		0	*
0	0	0	*
0	0	0	*
0	0	0	*
			*
			*







Price Cap Tariff Review Plan  
Calculation of EUCL Limits, PICC Rate and CCL Rates

Total Jurisdiction (a)	No Zone / Zone A (b)	Zone B (c)	Zone C (d)	Zone D (e)	Other Zone (f)
	0	N/A	N/A	N/A	N/A
	0	N/A	N/A	N/A	N/A
	0	N/A	N/A	N/A	N/A
	0	N/A	N/A	N/A	N/A
	0	N/A	N/A	N/A	N/A
	0	N/A	N/A	N/A	N/A
	0	N/A	N/A	N/A	N/A
	0	N/A	N/A	N/A	N/A
	0	N/A	N/A	N/A	N/A
	0	N/A	N/A	N/A	N/A
	0	N/A	N/A	N/A	N/A
	0	N/A	N/A	N/A	N/A
	0	N/A	N/A	N/A	N/A
Agg.Rate	N/A	N/A	N/A	N/A	N/A
Agg.Rate	N/A	N/A	N/A	N/A	N/A
Agg.Rate	N/A	N/A	N/A	N/A	N/A
Agg.Rate	N/A	N/A	N/A	N/A	N/A
Agg.Rate	N/A	N/A	N/A	N/A	N/A
Agg.Rate	N/A	N/A	N/A	N/A	N/A
Agg.Rate	N/A	N/A	N/A	N/A	N/A
Agg.Rate	N/A	N/A	N/A	N/A	N/A
Agg.Rate	N/A	N/A	N/A	N/A	N/A
Agg.Rate	N/A	N/A	N/A	N/A	N/A
Agg.Rate	N/A	N/A	N/A	N/A	N/A
Agg.Rate	N/A	N/A	N/A	N/A	N/A
Agg.Rate	N/A	N/A	N/A	N/A	N/A
Agg.Rate	N/A	N/A	N/A	N/A	N/A
Agg.Rate	N/A	N/A	N/A	N/A	N/A
Agg.Rate	N/A	N/A	N/A	N/A	N/A
YES	N/A	N/A	N/A	N/A	N/A
No	N/A	N/A	N/A	N/A	N/A
No	N/A	N/A	N/A	N/A	N/A
	N/A	N/A	N/A	N/A	N/A
	N/A	N/A	N/A	N/A	N/A
	N/A	N/A	N/A	N/A	N/A

Price Cap Tariff Review Plan  
Manual Input of EUCL Rates - No PICC or MOU Rates

Total Jurisdiction  
(a)  
130.

ok  
ok  
ok

Price Cap Tariff Review Plan  
 Calculation of Minimum & Maximum EU Rates

Total Jurisdiction (a)	No Zone / Zone A (b)	Zone B (c)	Zone C (d)	Zone D (e)	Other Zone (f)
130.	N/A	N/A	N/A	N/A	N/A
	N/A	N/A	N/A	N/A	N/A
	N/A	N/A	N/A	N/A	N/A
N/A					
N/A					
	N/A	N/A	N/A	N/A	N/A
	N/A	N/A	N/A	N/A	N/A
	N/A	N/A	N/A	N/A	N/A
N/A					
	N/A	N/A	N/A	N/A	N/A
	N/A	N/A	N/A	N/A	N/A
	N/A	N/A	N/A	N/A	N/A
	N/A	N/A	N/A	N/A	N/A
	N/A	N/A	N/A	N/A	N/A
N/A					
N/A					
N/A					
	N/A	N/A	N/A	N/A	N/A

Price Cap Tariff Review Plan  
 Allocation of Pool Revenues to MLB PICC & MLB EUCL

Total Jurisdiction (a)	No Zone / Zone A (b)	Zone B (c)	Zone C (d)	Zone D (e)	Other Zone (f)
	N/A	N/A	N/A	N/A	N/A
	N/A	N/A	N/A	N/A	N/A
	N/A	N/A	N/A	N/A	N/A
	N/A	N/A	N/A	N/A	N/A
	N/A	N/A	N/A	N/A	N/A
	N/A	N/A	N/A	N/A	N/A
	N/A	N/A	N/A	N/A	N/A
	N/A	N/A	N/A	N/A	N/A
	N/A	N/A	N/A	N/A	N/A
	N/A	N/A	N/A	N/A	N/A
	N/A	N/A	N/A	N/A	N/A
N/A					
N/A					
	N/A	N/A	N/A	N/A	N/A

Price Cap Tariff Review Plan  
Verification of Recovered CMT Revenue

Total Jurisdiction  
(a)

---

0  
0

0  
0

0

0

0

Agg.Rate 0

Agg.Rate  
0

0 ok

0  
0  
0

LEC	FCC	Delta	Flag
-----	-----	-------	------

---

		0.00	*
		0.00	*
		0.00	*
		0.00	*
		0.00	*
		0.00	*

0	0	0	*
0	0	0	*
0	0	0	*
0 Agg.Rate		0	*
0 Agg.Rate		0	*
0	0	0	*
0	0	0	*
0	0	0	*
			*
			*





Price Cap Tariff Review Plan  
 Calculation of EUCL Limits, PICC Rate and CCL Rates

Total Jurisdiction (a)	No Zone / Zone A (b)	Zone B (c)	Zone C (d)	Zone D (e)	Other Zone * (f)
0	0	0	0	0	0
0	0	0	0	0	0
0	0	0	0	0	0
0	0	0	0	0	0
0	N/A	N/A	N/A	N/A	N/A
0	N/A	N/A	N/A	N/A	N/A
0	N/A	N/A	N/A	N/A	N/A
0	N/A	N/A	N/A	N/A	N/A
0	N/A	N/A	N/A	N/A	N/A
0	N/A	N/A	N/A	N/A	N/A
0	N/A	N/A	N/A	N/A	N/A
6.50	N/A	N/A	N/A	N/A	N/A
7.00	N/A	N/A	N/A	N/A	N/A
9.20	N/A	N/A	N/A	N/A	N/A
0.000000	N/A	N/A	N/A	N/A	N/A
0.000000	N/A	N/A	N/A	N/A	N/A
1.000000	N/A	N/A	N/A	N/A	N/A
0.000000	N/A	N/A	N/A	N/A	N/A

Price Cap Tariff Review Plan  
 Calculation of EUCL Limits, PICC Rate and CCL Rates

Total Jurisdiction (a)	No Zone / Zone A (b)	Zone B (c)	Zone C (d)	Zone D (e)	Other Zone * (f)
0	N/A	N/A	N/A	N/A	N/A
0	N/A	N/A	N/A	N/A	N/A
0	N/A	N/A	N/A	N/A	N/A
0	N/A	N/A	N/A	N/A	N/A
0	N/A	N/A	N/A	N/A	N/A
0	N/A	N/A	N/A	N/A	N/A
0	N/A	N/A	N/A	N/A	N/A
0	N/A	N/A	N/A	N/A	N/A
0	N/A	N/A	N/A	N/A	N/A
0	N/A	N/A	N/A	N/A	N/A
0	N/A	N/A	N/A	N/A	N/A
0.000000	N/A	N/A	N/A	N/A	N/A
0	N/A	N/A	N/A	N/A	N/A
0.000000	N/A	N/A	N/A	N/A	N/A
0.000000	N/A	N/A	N/A	N/A	N/A
0	N/A	N/A	N/A	N/A	N/A
0	N/A	N/A	N/A	N/A	N/A
0	N/A	N/A	N/A	N/A	N/A
0.000000	N/A	N/A	N/A	N/A	N/A
0.000000	N/A	N/A	N/A	N/A	N/A
0	N/A	N/A	N/A	N/A	N/A
0.000000	N/A	N/A	N/A	N/A	N/A
0.000000	N/A	N/A	N/A	N/A	N/A
0	N/A	N/A	N/A	N/A	N/A
0	N/A	N/A	N/A	N/A	N/A
0	N/A	N/A	N/A	N/A	N/A
Yes	N/A	N/A	N/A	N/A	N/A
No	N/A	N/A	N/A	N/A	N/A
No	N/A	N/A	N/A	N/A	N/A
	N/A	N/A	N/A	N/A	N/A
	N/A	N/A	N/A	N/A	N/A
	N/A	N/A	N/A	N/A	N/A

Price Cap Tariff Review Plan  
Manual Input of EUCL Rates - No PICC or MOU Rates

Total Jurisdiction  
(a)

0  
0

0

0.00  
0.00  
0.00

0.00  
0.00  
0.00

0  
0  
0  
0

0

Price Cap Tariff Review Plan  
 Calculation of Minimum & Maximum EU Rates

Total Jurisdiction (a)	No Zone / Zone A (b)	Zone B (c)	Zone C (d)	Zone D (e)	Other Zone * (f)
CAP2	N/A	N/A	N/A	N/A	N/A
CAP2	N/A	N/A	N/A	N/A	N/A
CAP2	N/A	N/A	N/A	N/A	N/A
CAP2	CAP2	CAP2	CAP2	CAP2	CAP2
N/A	CAP2	CAP2	CAP2	CAP2	CAP2
N/A	CAP2	CAP2	CAP2	CAP2	CAP2
CAP2	CAP2	CAP2	CAP2	CAP2	CAP2
CAP2	N/A	N/A	N/A	N/A	N/A
CAP2	N/A	N/A	N/A	N/A	N/A
CAP2	CAP2	CAP2	CAP2	CAP2	CAP2
CAP2	N/A	N/A	N/A	N/A	N/A
N/A	CAP2	CAP2	CAP2	CAP2	CAP2
CAP2	N/A	N/A	N/A	N/A	N/A
CAP2	N/A	N/A	N/A	N/A	N/A
CAP2	CAP2	CAP2	CAP2	CAP2	CAP2
CAP2	N/A	N/A	N/A	N/A	N/A
CAP2	N/A	N/A	N/A	N/A	N/A
CAP2	N/A	N/A	N/A	N/A	N/A
CAP2	CAP2	CAP2	CAP2	CAP2	CAP2
N/A	CAP2	CAP2	CAP2	CAP2	CAP2
N/A	CAP2	CAP2	CAP2	CAP2	CAP2
N/A	CAP2	CAP2	CAP2	CAP2	CAP2
CAP2	CAP2	CAP2	CAP2	CAP2	CAP2
CAP2	CAP2	CAP2	CAP2	CAP2	CAP2
CAP2	CAP2	CAP2	CAP2	CAP2	CAP2
CAP2	CAP2	CAP2	CAP2	CAP2	CAP2
CAP2	N/A	N/A	N/A	N/A	N/A

Price Cap Tariff Review Plan  
Allocation of Pool Revenues to MLB PICC & MLB EUCL

Total Jurisdiction (a)	No Zone / Zone A (b)	Zone B (c)	Zone C (d)	Zone D (e)	Other Zone * (f)
No Pooling	N/A	N/A	N/A	N/A	N/A
No Pooling	N/A	N/A	N/A	N/A	N/A
No Pooling	N/A	N/A	N/A	N/A	N/A
No Pooling	N/A	N/A	N/A	N/A	N/A
No Pooling	N/A	N/A	N/A	N/A	N/A
No Pooling	N/A	N/A	N/A	N/A	N/A
No Pooling	N/A	N/A	N/A	N/A	N/A
No Pooling	N/A	N/A	N/A	N/A	N/A
No Pooling	N/A	N/A	N/A	N/A	N/A
No Pooling	N/A	N/A	N/A	N/A	N/A
No Pooling	N/A	N/A	N/A	N/A	N/A
No Pooling	N/A	N/A	N/A	N/A	N/A
No Pooling	N/A	N/A	N/A	N/A	N/A
No Pooling	N/A	N/A	N/A	N/A	N/A
No Pooling	N/A	N/A	N/A	N/A	N/A
No Pooling	N/A	N/A	N/A	N/A	N/A
No Pooling	N/A	N/A	N/A	N/A	N/A
No Pooling	N/A	N/A	N/A	N/A	N/A
No Pooling	No Pooling	No Pooling	No Pooling	No Pooling	No Pooling
N/A	No Pooling	No Pooling	No Pooling	No Pooling	No Pooling
No Pooling	No Pooling	No Pooling	No Pooling	No Pooling	No Pooling
No Pooling	No Pooling	No Pooling	No Pooling	No Pooling	No Pooling
N/A	No Pooling	No Pooling	No Pooling	No Pooling	No Pooling
No Pooling	No Pooling	No Pooling	No Pooling	No Pooling	No Pooling
No Pooling	N/A	N/A	N/A	N/A	N/A

Price Cap Tariff Review Plan  
Verification of Recovered CMT Revenue

Total Jurisdiction  
(a)

0  
0

0  
0

0

0

0

0  
0

0

0

0

0

0  
0  
0



Price Cap Tariff Review Plan  
 Calculation of EUCL Limits, PICC Rate and CCL Rates

Total Jurisdiction (a)	No Zone / Zone A (b)	Zone B (c)	Zone C (d)	Zone D (e)	Other Zone * (f)
0	0	0	0	0	0
0	0	0	0	0	0
0	0	0	0	0	0
0	0	0	0	0	0
0	N/A	N/A	N/A	N/A	N/A
0	N/A	N/A	N/A	N/A	N/A
0	N/A	N/A	N/A	N/A	N/A
0	N/A	N/A	N/A	N/A	N/A
0	N/A	N/A	N/A	N/A	N/A
0	N/A	N/A	N/A	N/A	N/A
0	N/A	N/A	N/A	N/A	N/A
0	N/A	N/A	N/A	N/A	N/A
6.50	N/A	N/A	N/A	N/A	N/A
7.00	N/A	N/A	N/A	N/A	N/A
9.20	N/A	N/A	N/A	N/A	N/A
0.000000	N/A	N/A	N/A	N/A	N/A
0.000000	N/A	N/A	N/A	N/A	N/A
0.000000	N/A	N/A	N/A	N/A	N/A
0.000000	N/A	N/A	N/A	N/A	N/A





Price Cap Tariff Review Plan  
Manual Input of EUCL Rates - No PICC or MOU Rates

Total Jurisdiction  
(a)

0  
0

0

0.00  
0.00  
0.00

0.00  
0.00  
0.00

0  
0  
0  
0

0

Price Cap Tariff Review Plan  
 Calculation of Minimum & Maximum EU Rates

	Total Jurisdiction (a)	No Zone / Zone A (b)	Zone B (c)	Zone C (d)	Zone D (e)	Other Zone * (f)
	0	N/A	N/A	N/A	N/A	N/A
	0	N/A	N/A	N/A	N/A	N/A
	0	N/A	N/A	N/A	N/A	N/A
	0	0	0	0	0	0
N/A		0.00	0.00	0.00	0.00	0.00
N/A		0.00	0.00	0.00	0.00	0.00
	0	0	0	0	0	0
	0	N/A	N/A	N/A	N/A	N/A
	0	N/A	N/A	N/A	N/A	N/A
	0	0	0	0	0	0
	0	N/A	N/A	N/A	N/A	N/A
N/A		0	0	0	0	0
	0	N/A	N/A	N/A	N/A	N/A
	0	N/A	N/A	N/A	N/A	N/A
	0	N/A	N/A	N/A	N/A	N/A
	0	0	0	0	0	0
	0	N/A	N/A	N/A	N/A	N/A
	0	N/A	N/A	N/A	N/A	N/A
	0	N/A	N/A	N/A	N/A	N/A
	0	N/A	N/A	N/A	N/A	N/A
N/A		0.00	0.00	0.00	0.00	0.00
N/A		0.00	0.00	0.00	0.00	0.00
N/A		0.00	0.00	0.00	0.00	0.00
	0	0	0	0	0	0
	0	0	0	0	0	0
	0	0	0	0	0	0
	0	0	0	0	0	0
	0	N/A	N/A	N/A	N/A	N/A

Price Cap Tariff Review Plan  
Allocation of Pool Revenues to MLB PICC & MLB EUCL

Total Jurisdiction (a)	No Zone / Zone A (b)	Zone B (c)	Zone C (d)	Zone D (e)	Other Zone * (f)
No Pooling	N/A	N/A	N/A	N/A	N/A
No Pooling	N/A	N/A	N/A	N/A	N/A
No Pooling	N/A	N/A	N/A	N/A	N/A
No Pooling	N/A	N/A	N/A	N/A	N/A
No Pooling	N/A	N/A	N/A	N/A	N/A
No Pooling	N/A	N/A	N/A	N/A	N/A
No Pooling	N/A	N/A	N/A	N/A	N/A
No Pooling	N/A	N/A	N/A	N/A	N/A
No Pooling	N/A	N/A	N/A	N/A	N/A
No Pooling	N/A	N/A	N/A	N/A	N/A
No Pooling	N/A	N/A	N/A	N/A	N/A
No Pooling	N/A	N/A	N/A	N/A	N/A
No Pooling	N/A	N/A	N/A	N/A	N/A
No Pooling	N/A	N/A	N/A	N/A	N/A
No Pooling	N/A	N/A	N/A	N/A	N/A
No Pooling	N/A	N/A	N/A	N/A	N/A
No Pooling	N/A	N/A	N/A	N/A	N/A
No Pooling	N/A	N/A	N/A	N/A	N/A
No Pooling	No Pooling	No Pooling	No Pooling	No Pooling	No Pooling
N/A	No Pooling	No Pooling	No Pooling	No Pooling	No Pooling
No Pooling	No Pooling	No Pooling	No Pooling	No Pooling	No Pooling
No Pooling	No Pooling	No Pooling	No Pooling	No Pooling	No Pooling
N/A	No Pooling	No Pooling	No Pooling	No Pooling	No Pooling
No Pooling	No Pooling	No Pooling	No Pooling	No Pooling	No Pooling
No Pooling	N/A	N/A	N/A	N/A	N/A

Price Cap Tariff Review Plan  
Verification of Recovered CMT Revenue

Total Jurisdiction  
(a)

0  
0

0  
0

0

0

0

0  
0

0

0

0

0

0  
0  
0



Price Cap Tariff Review Plan  
 Calculation of EUCL Limits, PICC Rate and CCL Rates

Total Jurisdiction (a)	No Zone / Zone A (b)	Zone B (c)	Zone C (d)	Zone D (e)	Other Zone (f)
0	0	0	0	0	0
0	0	0	0	0	0
0	0	0	0	0	0
0	0	0	0	0	0
0	N/A	N/A	N/A	N/A	N/A
0	N/A	N/A	N/A	N/A	N/A
0	N/A	N/A	N/A	N/A	N/A
0	N/A	N/A	N/A	N/A	N/A
0	N/A	N/A	N/A	N/A	N/A
0	N/A	N/A	N/A	N/A	N/A
0	N/A	N/A	N/A	N/A	N/A
0	N/A	N/A	N/A	N/A	N/A
6.50	N/A	N/A	N/A	N/A	N/A
7.00	N/A	N/A	N/A	N/A	N/A
9.20	N/A	N/A	N/A	N/A	N/A
0.000000	N/A	N/A	N/A	N/A	N/A
0.000000	N/A	N/A	N/A	N/A	N/A
0.000000	N/A	N/A	N/A	N/A	N/A
0.000000	N/A	N/A	N/A	N/A	N/A





Price Cap Tariff Review Plan  
Manual Input of EUCL Rates - No PICC or MOU Rates

Total Jurisdiction  
(a)

ok  
ok  
ok

Price Cap Tariff Review Plan  
 Calculation of Minimum & Maximum EU Rates

Total Jurisdiction (a)	No Zone / Zone A (b)	Zone B (c)	Zone C (d)	Zone D (e)	Other Zone (f)
	N/A	N/A	N/A	N/A	N/A
	N/A	N/A	N/A	N/A	N/A
	N/A	N/A	N/A	N/A	N/A
N/A					
N/A					
	N/A	N/A	N/A	N/A	N/A
	N/A	N/A	N/A	N/A	N/A
	N/A	N/A	N/A	N/A	N/A
N/A					
	N/A	N/A	N/A	N/A	N/A
	N/A	N/A	N/A	N/A	N/A
	N/A	N/A	N/A	N/A	N/A
	N/A	N/A	N/A	N/A	N/A
	N/A	N/A	N/A	N/A	N/A
N/A					
N/A					
N/A					
	N/A	N/A	N/A	N/A	N/A

Price Cap Tariff Review Plan  
 Allocation of Pool Revenues to MLB PICC & MLB EUCL

Total Jurisdiction (a)	No Zone / Zone A (b)	Zone B (c)	Zone C (d)	Zone D (e)	Other Zone (f)
	N/A	N/A	N/A	N/A	N/A
	N/A	N/A	N/A	N/A	N/A
	N/A	N/A	N/A	N/A	N/A
	N/A	N/A	N/A	N/A	N/A
	N/A	N/A	N/A	N/A	N/A
	N/A	N/A	N/A	N/A	N/A
	N/A	N/A	N/A	N/A	N/A
	N/A	N/A	N/A	N/A	N/A
	N/A	N/A	N/A	N/A	N/A
	N/A	N/A	N/A	N/A	N/A
	N/A	N/A	N/A	N/A	N/A
N/A					
N/A					
	N/A	N/A	N/A	N/A	N/A

Price Cap Tariff Review Plan  
Verification of Recovered CMT Revenue

Total Jurisdiction  
(a)

---

0  
0

0  
0

0

0

0

Agg.Rate 0

Agg.Rate

0

0 ok

0

0  
0

LEC	FCC	Delta	Flag
-----	-----	-------	------

---

		0.00	*
		0.00	*
		0.00	*
		0.00	*
		0.00	*
		0.00	*

0	0	0	*
0	0	0	*
0	0	0	*
0 Agg.Rate		0	*
0 Agg.Rate		0	*
0	0	0	*
0	0	0	*
0	0	0	*
			*
			*



Price Cap Tariff Review Plan  
 Calculation of EUCL Limits, PICC Rate and CCL Rates

Total Jurisdiction (a)	No Zone / Zone A (b)	Zone B (c)	Zone C (d)	Zone D (e)	Other Zone (f)
0	0	0	0	0	0
0	0	0	0	0	0
0	0	0	0	0	0
0	0	0	0	0	0
0	N/A	N/A	N/A	N/A	N/A
0	N/A	N/A	N/A	N/A	N/A
0	N/A	N/A	N/A	N/A	N/A
0	N/A	N/A	N/A	N/A	N/A
0	N/A	N/A	N/A	N/A	N/A
0	N/A	N/A	N/A	N/A	N/A
0	N/A	N/A	N/A	N/A	N/A
6.50	N/A	N/A	N/A	N/A	N/A
7.00	N/A	N/A	N/A	N/A	N/A
9.20	N/A	N/A	N/A	N/A	N/A
0.000000	N/A	N/A	N/A	N/A	N/A
0.000000	N/A	N/A	N/A	N/A	N/A
0.0000	N/A	N/A	N/A	N/A	N/A
0.000000	N/A	N/A	N/A	N/A	N/A





Price Cap Tariff Review Plan  
Manual Input of EUCL Rates - No PICC or MOU Rates

Total Jurisdiction  
(a)

ok  
ok  
ok

Price Cap Tariff Review Plan  
 Calculation of Minimum & Maximum EU Rates

Total Jurisdiction (a)	No Zone / Zone A (b)	Zone B (c)	Zone C (d)	Zone D (e)	Other Zone (f)
	N/A	N/A	N/A	N/A	N/A
	N/A	N/A	N/A	N/A	N/A
	N/A	N/A	N/A	N/A	N/A
N/A					
N/A					
	N/A	N/A	N/A	N/A	N/A
	N/A	N/A	N/A	N/A	N/A
	N/A	N/A	N/A	N/A	N/A
N/A					
	N/A	N/A	N/A	N/A	N/A
	N/A	N/A	N/A	N/A	N/A
	N/A	N/A	N/A	N/A	N/A
	N/A	N/A	N/A	N/A	N/A
	N/A	N/A	N/A	N/A	N/A
N/A					
N/A					
N/A					
	N/A	N/A	N/A	N/A	N/A

Price Cap Tariff Review Plan  
 Allocation of Pool Revenues to MLB PICC & MLB EUCL

Total Jurisdiction (a)	No Zone / Zone A (b)	Zone B (c)	Zone C (d)	Zone D (e)	Other Zone (f)
	N/A	N/A	N/A	N/A	N/A
	N/A	N/A	N/A	N/A	N/A
	N/A	N/A	N/A	N/A	N/A
	N/A	N/A	N/A	N/A	N/A
	N/A	N/A	N/A	N/A	N/A
	N/A	N/A	N/A	N/A	N/A
	N/A	N/A	N/A	N/A	N/A
	N/A	N/A	N/A	N/A	N/A
	N/A	N/A	N/A	N/A	N/A
	N/A	N/A	N/A	N/A	N/A
	N/A	N/A	N/A	N/A	N/A
N/A					
N/A					
	N/A	N/A	N/A	N/A	N/A

Price Cap Tariff Review Plan  
Verification of Recovered CMT Revenue

Total Jurisdiction  
(a)

---

0  
0

0  
0

0

0

0

Agg.Rate 0

Agg.Rate  
0

0 ok

0  
0  
0

LEC	FCC	Delta	Flag
-----	-----	-------	------

---

		0.00	*
		0.00	*
		0.00	*
		0.00	*
		0.00	*
		0.00	*

0	0	0	*
0	0	0	*
0	0	0	*
0 Agg.Rate		0	*
0 Agg.Rate		0	*
0	0	0	*
0	0	0	*
0	0	0	*
			*
			*



Price Cap Tariff Review Plan  
 Calculation of EUCL Limits, PICC Rate and CCL Rates

Total Jurisdiction (a)	No Zone / Zone A (b)	Zone B (c)	Zone C (d)	Zone D (e)	Other Zone * (f)
0	0	0	0	0	0
0	0	0	0	0	0
0	0	0	0	0	0
0	0	0	0	0	0
0	N/A	N/A	N/A	N/A	N/A
0	N/A	N/A	N/A	N/A	N/A
0	N/A	N/A	N/A	N/A	N/A
0	N/A	N/A	N/A	N/A	N/A
0	N/A	N/A	N/A	N/A	N/A
0	N/A	N/A	N/A	N/A	N/A
0	N/A	N/A	N/A	N/A	N/A
0	N/A	N/A	N/A	N/A	N/A
6.50	N/A	N/A	N/A	N/A	N/A
7.00	N/A	N/A	N/A	N/A	N/A
9.20	N/A	N/A	N/A	N/A	N/A
0.000000	N/A	N/A	N/A	N/A	N/A
0.000000	N/A	N/A	N/A	N/A	N/A
1.000000	N/A	N/A	N/A	N/A	N/A
0.000000	N/A	N/A	N/A	N/A	N/A

Price Cap Tariff Review Plan  
 Calculation of EUCL Limits, PICC Rate and CCL Rates

Total Jurisdiction (a)	No Zone / Zone A (b)	Zone B (c)	Zone C (d)	Zone D (e)	Other Zone * (f)
0	N/A	N/A	N/A	N/A	N/A
0	N/A	N/A	N/A	N/A	N/A
0	N/A	N/A	N/A	N/A	N/A
0	N/A	N/A	N/A	N/A	N/A
0	N/A	N/A	N/A	N/A	N/A
0	N/A	N/A	N/A	N/A	N/A
0	N/A	N/A	N/A	N/A	N/A
0	N/A	N/A	N/A	N/A	N/A
0	N/A	N/A	N/A	N/A	N/A
0	N/A	N/A	N/A	N/A	N/A
0.000000	N/A	N/A	N/A	N/A	N/A
0	N/A	N/A	N/A	N/A	N/A
0.000000	N/A	N/A	N/A	N/A	N/A
0.000000	N/A	N/A	N/A	N/A	N/A
0	N/A	N/A	N/A	N/A	N/A
0	N/A	N/A	N/A	N/A	N/A
0	N/A	N/A	N/A	N/A	N/A
0.000000	N/A	N/A	N/A	N/A	N/A
0.000000	N/A	N/A	N/A	N/A	N/A
0	N/A	N/A	N/A	N/A	N/A
0.000000	N/A	N/A	N/A	N/A	N/A
0.000000	N/A	N/A	N/A	N/A	N/A
0	N/A	N/A	N/A	N/A	N/A
0	N/A	N/A	N/A	N/A	N/A
0	N/A	N/A	N/A	N/A	N/A
Yes	N/A	N/A	N/A	N/A	N/A
No	N/A	N/A	N/A	N/A	N/A
No	N/A	N/A	N/A	N/A	N/A
	N/A	N/A	N/A	N/A	N/A
	N/A	N/A	N/A	N/A	N/A
	N/A	N/A	N/A	N/A	N/A



Price Cap Tariff Review Plan  
Manual Input of EUCL Rates - No PICC or MOU Rates

Total Jurisdiction  
(a)

0  
0

0

0.00  
0.00  
0.00

0.00  
0.00  
0.00

0  
0  
0  
0

0

Price Cap Tariff Review Plan  
 Calculation of Minimum & Maximum EU Rates

Total Jurisdiction (a)	No Zone / Zone A (b)	Zone B (c)	Zone C (d)	Zone D (e)	Other Zone * (f)
CAP2	N/A	N/A	N/A	N/A	N/A
CAP2	N/A	N/A	N/A	N/A	N/A
CAP2	N/A	N/A	N/A	N/A	N/A
CAP2	CAP2	CAP2	CAP2	CAP2	CAP2
N/A	CAP2	CAP2	CAP2	CAP2	CAP2
N/A	CAP2	CAP2	CAP2	CAP2	CAP2
CAP2	CAP2	CAP2	CAP2	CAP2	CAP2
CAP2	N/A	N/A	N/A	N/A	N/A
CAP2	N/A	N/A	N/A	N/A	N/A
CAP2	CAP2	CAP2	CAP2	CAP2	CAP2
CAP2	N/A	N/A	N/A	N/A	N/A
N/A	CAP2	CAP2	CAP2	CAP2	CAP2
CAP2	N/A	N/A	N/A	N/A	N/A
CAP2	N/A	N/A	N/A	N/A	N/A
CAP2	CAP2	CAP2	CAP2	CAP2	CAP2
CAP2	N/A	N/A	N/A	N/A	N/A
CAP2	N/A	N/A	N/A	N/A	N/A
CAP2	N/A	N/A	N/A	N/A	N/A
CAP2	N/A	N/A	N/A	N/A	N/A
CAP2	N/A	N/A	N/A	N/A	N/A
CAP2	N/A	N/A	N/A	N/A	N/A
N/A	CAP2	CAP2	CAP2	CAP2	CAP2
N/A	CAP2	CAP2	CAP2	CAP2	CAP2
N/A	CAP2	CAP2	CAP2	CAP2	CAP2
CAP2	CAP2	CAP2	CAP2	CAP2	CAP2
CAP2	CAP2	CAP2	CAP2	CAP2	CAP2
CAP2	CAP2	CAP2	CAP2	CAP2	CAP2
CAP2	CAP2	CAP2	CAP2	CAP2	CAP2
CAP2	N/A	N/A	N/A	N/A	N/A

Price Cap Tariff Review Plan  
Allocation of Pool Revenues to MLB PICC & MLB EUCL

Total Jurisdiction (a)	No Zone / Zone A (b)	Zone B (c)	Zone C (d)	Zone D (e)	Other Zone * (f)
No Pooling	N/A	N/A	N/A	N/A	N/A
No Pooling	N/A	N/A	N/A	N/A	N/A
No Pooling	N/A	N/A	N/A	N/A	N/A
No Pooling	N/A	N/A	N/A	N/A	N/A
No Pooling	N/A	N/A	N/A	N/A	N/A
No Pooling	N/A	N/A	N/A	N/A	N/A
No Pooling	N/A	N/A	N/A	N/A	N/A
No Pooling	N/A	N/A	N/A	N/A	N/A
No Pooling	N/A	N/A	N/A	N/A	N/A
No Pooling	N/A	N/A	N/A	N/A	N/A
No Pooling	N/A	N/A	N/A	N/A	N/A
No Pooling	N/A	N/A	N/A	N/A	N/A
No Pooling	N/A	N/A	N/A	N/A	N/A
No Pooling	N/A	N/A	N/A	N/A	N/A
No Pooling	N/A	N/A	N/A	N/A	N/A
No Pooling	N/A	N/A	N/A	N/A	N/A
No Pooling	N/A	N/A	N/A	N/A	N/A
No Pooling	N/A	N/A	N/A	N/A	N/A
No Pooling	No Pooling	No Pooling	No Pooling	No Pooling	No Pooling
N/A	No Pooling	No Pooling	No Pooling	No Pooling	No Pooling
No Pooling	No Pooling	No Pooling	No Pooling	No Pooling	No Pooling
No Pooling	No Pooling	No Pooling	No Pooling	No Pooling	No Pooling
N/A	No Pooling	No Pooling	No Pooling	No Pooling	No Pooling
No Pooling	No Pooling	No Pooling	No Pooling	No Pooling	No Pooling
No Pooling	N/A	N/A	N/A	N/A	N/A

Price Cap Tariff Review Plan  
Verification of Recovered CMT Revenue

Total Jurisdiction  
(a)

0  
0

0  
0

0

0

0

0  
0

0

0

0

0

0  
0  
0





Price Cap Tariff Review Plan  
Calculation of EUCL Limits, PICC Rate and CCL Rates

Total Jurisdiction (a)	No Zone / Zone A (b)	Zone B (c)	Zone C (d)	Zone D (e)	Other Zone * (f)
0	N/A	N/A	N/A	N/A	N/A
0	N/A	N/A	N/A	N/A	N/A
0	N/A	N/A	N/A	N/A	N/A
0	N/A	N/A	N/A	N/A	N/A
0	N/A	N/A	N/A	N/A	N/A
0	N/A	N/A	N/A	N/A	N/A
0	N/A	N/A	N/A	N/A	N/A
0	N/A	N/A	N/A	N/A	N/A
0	N/A	N/A	N/A	N/A	N/A
0	N/A	N/A	N/A	N/A	N/A
0	N/A	N/A	N/A	N/A	N/A
0	N/A	N/A	N/A	N/A	N/A
0	N/A	N/A	N/A	N/A	N/A
0.000000	N/A	N/A	N/A	N/A	N/A
0	N/A	N/A	N/A	N/A	N/A
0.000000	N/A	N/A	N/A	N/A	N/A
0.000000	N/A	N/A	N/A	N/A	N/A
0	N/A	N/A	N/A	N/A	N/A
0	N/A	N/A	N/A	N/A	N/A
0	N/A	N/A	N/A	N/A	N/A
0.000000	N/A	N/A	N/A	N/A	N/A
0.000000	N/A	N/A	N/A	N/A	N/A
0	N/A	N/A	N/A	N/A	N/A
0.000000	N/A	N/A	N/A	N/A	N/A
0.000000	N/A	N/A	N/A	N/A	N/A
0	N/A	N/A	N/A	N/A	N/A
0	N/A	N/A	N/A	N/A	N/A
0	N/A	N/A	N/A	N/A	N/A
YES	N/A	N/A	N/A	N/A	N/A
No	N/A	N/A	N/A	N/A	N/A
No	N/A	N/A	N/A	N/A	N/A
No	N/A	N/A	N/A	N/A	N/A
	N/A	N/A	N/A	N/A	N/A
	N/A	N/A	N/A	N/A	N/A
	N/A	N/A	N/A	N/A	N/A

Price Cap Tariff Review Plan  
Manual Input of EUCL Rates - No PICC or MOU Rates

Total Jurisdiction  
(a)

0  
0

0

0.00  
0.00  
0.00

0.00  
0.00  
0.00

0  
0  
0  
0

0



Price Cap Tariff Review Plan  
 Calculation of Minimum & Maximum EU Rates

	Total Jurisdiction (a)	No Zone / Zone A (b)	Zone B (c)	Zone C (d)	Zone D (e)	Other Zone * (f)
	0	N/A	N/A	N/A	N/A	N/A
	0	N/A	N/A	N/A	N/A	N/A
	0	N/A	N/A	N/A	N/A	N/A
	0	0	0	0	0	0
N/A		0.00	0.00	0.00	0.00	0.00
N/A		0.00	0.00	0.00	0.00	0.00
	0	0	0	0	0	0
	0	N/A	N/A	N/A	N/A	N/A
	0	N/A	N/A	N/A	N/A	N/A
	0	0	0	0	0	0
	0	N/A	N/A	N/A	N/A	N/A
N/A		0	0	0	0	0
	0	N/A	N/A	N/A	N/A	N/A
	0	N/A	N/A	N/A	N/A	N/A
	0	N/A	N/A	N/A	N/A	N/A
	0	0	0	0	0	0
	0	N/A	N/A	N/A	N/A	N/A
	0	N/A	N/A	N/A	N/A	N/A
	0	N/A	N/A	N/A	N/A	N/A
	0	N/A	N/A	N/A	N/A	N/A
N/A		0.00	0.00	0.00	0.00	0.00
N/A		0.00	0.00	0.00	0.00	0.00
N/A		0.00	0.00	0.00	0.00	0.00
	0	0	0	0	0	0
	0	0	0	0	0	0
	0	0	0	0	0	0
	0	0	0	0	0	0
	0	N/A	N/A	N/A	N/A	N/A

Price Cap Tariff Review Plan  
Allocation of Pool Revenues to MLB PICC & MLB EUCL

Total Jurisdiction (a)	No Zone / Zone A (b)	Zone B (c)	Zone C (d)	Zone D (e)	Other Zone * (f)
No Pooling	N/A	N/A	N/A	N/A	N/A
No Pooling	N/A	N/A	N/A	N/A	N/A
No Pooling	N/A	N/A	N/A	N/A	N/A
No Pooling	N/A	N/A	N/A	N/A	N/A
No Pooling	N/A	N/A	N/A	N/A	N/A
No Pooling	N/A	N/A	N/A	N/A	N/A
No Pooling	N/A	N/A	N/A	N/A	N/A
No Pooling	N/A	N/A	N/A	N/A	N/A
No Pooling	N/A	N/A	N/A	N/A	N/A
No Pooling	N/A	N/A	N/A	N/A	N/A
No Pooling	N/A	N/A	N/A	N/A	N/A
No Pooling	N/A	N/A	N/A	N/A	N/A
No Pooling	N/A	N/A	N/A	N/A	N/A
No Pooling	N/A	N/A	N/A	N/A	N/A
No Pooling	N/A	N/A	N/A	N/A	N/A
No Pooling	N/A	N/A	N/A	N/A	N/A
No Pooling	N/A	N/A	N/A	N/A	N/A
No Pooling	N/A	N/A	N/A	N/A	N/A
No Pooling	No Pooling	No Pooling	No Pooling	No Pooling	No Pooling
N/A	No Pooling	No Pooling	No Pooling	No Pooling	No Pooling
No Pooling	No Pooling	No Pooling	No Pooling	No Pooling	No Pooling
No Pooling	No Pooling	No Pooling	No Pooling	No Pooling	No Pooling
N/A	No Pooling	No Pooling	No Pooling	No Pooling	No Pooling
No Pooling	No Pooling	No Pooling	No Pooling	No Pooling	No Pooling
No Pooling	N/A	N/A	N/A	N/A	N/A

Price Cap Tariff Review Plan  
Verification of Recovered CMT Revenue

Total Jurisdiction  
(a)

0  
0

0  
0

0

0

0

0  
0

0

0

0

0

0  
0  
0



Price Cap Tariff Review Plan  
 Calculation of EUCL Limits, PICC Rate and CCL Rates

Total Jurisdiction (a)	No Zone / Zone A (b)	Zone B (c)	Zone C (d)	Zone D (e)	Other Zone (f)
0	0	0	0	0	0
0	0	0	0	0	0
0	0	0	0	0	0
0	0	0	0	0	0
0	N/A	N/A	N/A	N/A	N/A
0	N/A	N/A	N/A	N/A	N/A
0	N/A	N/A	N/A	N/A	N/A
0	N/A	N/A	N/A	N/A	N/A
0	N/A	N/A	N/A	N/A	N/A
0	N/A	N/A	N/A	N/A	N/A
0	N/A	N/A	N/A	N/A	N/A
0	N/A	N/A	N/A	N/A	N/A
6.50	N/A	N/A	N/A	N/A	N/A
7.00	N/A	N/A	N/A	N/A	N/A
9.20	N/A	N/A	N/A	N/A	N/A
0.000000	N/A	N/A	N/A	N/A	N/A
0.000000	N/A	N/A	N/A	N/A	N/A
0.000000	N/A	N/A	N/A	N/A	N/A
0.000000	N/A	N/A	N/A	N/A	N/A

Price Cap Tariff Review Plan  
 Calculation of EUCL Limits, PICC Rate and CCL Rates

Total Jurisdiction (a)	No Zone / Zone A (b)	Zone B (c)	Zone C (d)	Zone D (e)	Other Zone (f)
0	N/A	N/A	N/A	N/A	N/A
0	N/A	N/A	N/A	N/A	N/A
0	N/A	N/A	N/A	N/A	N/A
0	N/A	N/A	N/A	N/A	N/A
0	N/A	N/A	N/A	N/A	N/A
0	N/A	N/A	N/A	N/A	N/A
0	N/A	N/A	N/A	N/A	N/A
0	N/A	N/A	N/A	N/A	N/A
0	N/A	N/A	N/A	N/A	N/A
0	N/A	N/A	N/A	N/A	N/A
Agg.Rate	N/A	N/A	N/A	N/A	N/A
Agg.Rate	N/A	N/A	N/A	N/A	N/A
Agg.Rate	N/A	N/A	N/A	N/A	N/A
Agg.Rate	N/A	N/A	N/A	N/A	N/A
Agg.Rate	N/A	N/A	N/A	N/A	N/A
Agg.Rate	N/A	N/A	N/A	N/A	N/A
Agg.Rate	N/A	N/A	N/A	N/A	N/A
Agg.Rate	N/A	N/A	N/A	N/A	N/A
Agg.Rate	N/A	N/A	N/A	N/A	N/A
Agg.Rate	N/A	N/A	N/A	N/A	N/A
Agg.Rate	N/A	N/A	N/A	N/A	N/A
Agg.Rate	N/A	N/A	N/A	N/A	N/A
Agg.Rate	N/A	N/A	N/A	N/A	N/A
Agg.Rate	N/A	N/A	N/A	N/A	N/A
Agg.Rate	N/A	N/A	N/A	N/A	N/A
Agg.Rate	N/A	N/A	N/A	N/A	N/A
YES	N/A	N/A	N/A	N/A	N/A
No	N/A	N/A	N/A	N/A	N/A
No	N/A	N/A	N/A	N/A	N/A
	N/A	N/A	N/A	N/A	N/A
	N/A	N/A	N/A	N/A	N/A
	N/A	N/A	N/A	N/A	N/A

Price Cap Tariff Review Plan  
Manual Input of EUCL Rates - No PICC or MOU Rates

Total Jurisdiction  
(a)

ok  
ok  
ok

Price Cap Tariff Review Plan  
 Calculation of Minimum & Maximum EU Rates

Total Jurisdiction (a)	No Zone / Zone A (b)	Zone B (c)	Zone C (d)	Zone D (e)	Other Zone (f)
	N/A	N/A	N/A	N/A	N/A
	N/A	N/A	N/A	N/A	N/A
	N/A	N/A	N/A	N/A	N/A
N/A					
N/A					
	N/A	N/A	N/A	N/A	N/A
	N/A	N/A	N/A	N/A	N/A
	N/A	N/A	N/A	N/A	N/A
N/A					
	N/A	N/A	N/A	N/A	N/A
	N/A	N/A	N/A	N/A	N/A
	N/A	N/A	N/A	N/A	N/A
	N/A	N/A	N/A	N/A	N/A
	N/A	N/A	N/A	N/A	N/A
N/A					
N/A					
N/A					
	N/A	N/A	N/A	N/A	N/A



Price Cap Tariff Review Plan  
 Allocation of Pool Revenues to MLB PICC & MLB EUCL

Total Jurisdiction (a)	No Zone / Zone A (b)	Zone B (c)	Zone C (d)	Zone D (e)	Other Zone (f)
	N/A	N/A	N/A	N/A	N/A
	N/A	N/A	N/A	N/A	N/A
	N/A	N/A	N/A	N/A	N/A
	N/A	N/A	N/A	N/A	N/A
	N/A	N/A	N/A	N/A	N/A
	N/A	N/A	N/A	N/A	N/A
	N/A	N/A	N/A	N/A	N/A
	N/A	N/A	N/A	N/A	N/A
	N/A	N/A	N/A	N/A	N/A
	N/A	N/A	N/A	N/A	N/A
	N/A	N/A	N/A	N/A	N/A
N/A					
N/A					
	N/A	N/A	N/A	N/A	N/A

Price Cap Tariff Review Plan  
Verification of Recovered CMT Revenue

Total Jurisdiction  
(a)

---

0  
0

0  
0

0

0

0

Agg.Rate 0

Agg.Rate

0

0 ok

0

0  
0

LEC	FCC	Delta	Flag
-----	-----	-------	------

---

		0.00	*
		0.00	*
		0.00	*
		0.00	*
		0.00	*
		0.00	*

0	0	0	*
0	0	0	*
0	0	0	*
0 Agg.Rate		0	*
0 Agg.Rate		0	*
0	0	0	*
0	0	0	*
0	0	0	*
			*
			*



Price Cap Tariff Review Plan  
 Calculation of EUCL Limits, PICC Rate and CCL Rates

Total Jurisdiction (a)	No Zone / Zone A (b)	Zone B (c)	Zone C (d)	Zone D (e)	Other Zone (f)
0	0	0	0	0	0
0	0	0	0	0	0
0	0	0	0	0	0
0	0	0	0	0	0
0	N/A	N/A	N/A	N/A	N/A
0	N/A	N/A	N/A	N/A	N/A
0	N/A	N/A	N/A	N/A	N/A
0	N/A	N/A	N/A	N/A	N/A
0	N/A	N/A	N/A	N/A	N/A
0	N/A	N/A	N/A	N/A	N/A
0	N/A	N/A	N/A	N/A	N/A
0	N/A	N/A	N/A	N/A	N/A
6.50	N/A	N/A	N/A	N/A	N/A
7.00	N/A	N/A	N/A	N/A	N/A
9.20	N/A	N/A	N/A	N/A	N/A
0.000000	N/A	N/A	N/A	N/A	N/A
0.000000	N/A	N/A	N/A	N/A	N/A
0.0000	N/A	N/A	N/A	N/A	N/A
0.000000	N/A	N/A	N/A	N/A	N/A

Price Cap Tariff Review Plan  
Calculation of EUCL Limits, PICC Rate and CCL Rates

Total Jurisdiction (a)	No Zone / Zone A (b)	Zone B (c)	Zone C (d)	Zone D (e)	Other Zone (f)
0	N/A	N/A	N/A	N/A	N/A
0	N/A	N/A	N/A	N/A	N/A
0	N/A	N/A	N/A	N/A	N/A
0	N/A	N/A	N/A	N/A	N/A
0	N/A	N/A	N/A	N/A	N/A
0	N/A	N/A	N/A	N/A	N/A
0	N/A	N/A	N/A	N/A	N/A
0	N/A	N/A	N/A	N/A	N/A
0	N/A	N/A	N/A	N/A	N/A
Agg.Rate	N/A	N/A	N/A	N/A	N/A
Agg.Rate	N/A	N/A	N/A	N/A	N/A
Agg.Rate	N/A	N/A	N/A	N/A	N/A
Agg.Rate	N/A	N/A	N/A	N/A	N/A
Agg.Rate	N/A	N/A	N/A	N/A	N/A
Agg.Rate	N/A	N/A	N/A	N/A	N/A
Agg.Rate	N/A	N/A	N/A	N/A	N/A
Agg.Rate	N/A	N/A	N/A	N/A	N/A
Agg.Rate	N/A	N/A	N/A	N/A	N/A
Agg.Rate	N/A	N/A	N/A	N/A	N/A
Agg.Rate	N/A	N/A	N/A	N/A	N/A
Agg.Rate	N/A	N/A	N/A	N/A	N/A
Agg.Rate	N/A	N/A	N/A	N/A	N/A
Agg.Rate	N/A	N/A	N/A	N/A	N/A
Agg.Rate	N/A	N/A	N/A	N/A	N/A
YES	N/A	N/A	N/A	N/A	N/A
No	N/A	N/A	N/A	N/A	N/A
No	N/A	N/A	N/A	N/A	N/A
	N/A	N/A	N/A	N/A	N/A
	N/A	N/A	N/A	N/A	N/A
	N/A	N/A	N/A	N/A	N/A

Price Cap Tariff Review Plan  
Manual Input of EUCL Rates - No PICC or MOU Rates

Total Jurisdiction  
(a)

ok  
ok  
ok

Price Cap Tariff Review Plan  
 Calculation of Minimum & Maximum EU Rates

Total Jurisdiction (a)	No Zone / Zone A (b)	Zone B (c)	Zone C (d)	Zone D (e)	Other Zone (f)
	N/A	N/A	N/A	N/A	N/A
	N/A	N/A	N/A	N/A	N/A
	N/A	N/A	N/A	N/A	N/A
N/A					
N/A					
	N/A	N/A	N/A	N/A	N/A
	N/A	N/A	N/A	N/A	N/A
	N/A	N/A	N/A	N/A	N/A
N/A					
	N/A	N/A	N/A	N/A	N/A
	N/A	N/A	N/A	N/A	N/A
	N/A	N/A	N/A	N/A	N/A
	N/A	N/A	N/A	N/A	N/A
	N/A	N/A	N/A	N/A	N/A
N/A					
N/A					
N/A					
	N/A	N/A	N/A	N/A	N/A



Price Cap Tariff Review Plan  
Allocation of Pool Revenues to MLB PICC & MLB EUCL

Total Jurisdiction (a)	No Zone / Zone A (b)	Zone B (c)	Zone C (d)	Zone D (e)	Other Zone (f)
	N/A	N/A	N/A	N/A	N/A
	N/A	N/A	N/A	N/A	N/A
	N/A	N/A	N/A	N/A	N/A
	N/A	N/A	N/A	N/A	N/A
	N/A	N/A	N/A	N/A	N/A
	N/A	N/A	N/A	N/A	N/A
	N/A	N/A	N/A	N/A	N/A
	N/A	N/A	N/A	N/A	N/A
	N/A	N/A	N/A	N/A	N/A
	N/A	N/A	N/A	N/A	N/A
	N/A	N/A	N/A	N/A	N/A
	N/A	N/A	N/A	N/A	N/A
	N/A	N/A	N/A	N/A	N/A
	N/A	N/A	N/A	N/A	N/A
	N/A	N/A	N/A	N/A	N/A
	N/A	N/A	N/A	N/A	N/A
	N/A	N/A	N/A	N/A	N/A
	N/A	N/A	N/A	N/A	N/A
	N/A	N/A	N/A	N/A	N/A
	N/A	N/A	N/A	N/A	N/A
	N/A	N/A	N/A	N/A	N/A
N/A					
N/A					
	N/A	N/A	N/A	N/A	N/A

Price Cap Tariff Review Plan  
Verification of Recovered CMT Revenue

Total Jurisdiction  
(a)

---

0  
0

0  
0

0

0

0

Agg.Rate 0

Agg.Rate 0

0 ok

0  
0  
0

LEC	FCC	Delta	Flag
-----	-----	-------	------

---

		0.00	*
		0.00	*
		0.00	*
		0.00	*
		0.00	*
		0.00	*

0	0	0	*
0	0	0	*
0	0	0	*
0 Agg.Rate		0	*
0 Agg.Rate		0	*
0	0	0	*
0	0	0	*
0	0	0	*
			*
			*



Price Cap Tariff Review Plan  
 Calculation of EUCL Limits, PICC Rate and CCL Rates

Total Jurisdiction (a)	No Zone / Zone A (b)	Zone B (c)	Zone C (d)	Zone D (e)	Other Zone * (f)
0	0	0	0	0	0
0	0	0	0	0	0
0	0	0	0	0	0
0	0	0	0	0	0
0	N/A	N/A	N/A	N/A	N/A
0	N/A	N/A	N/A	N/A	N/A
0	N/A	N/A	N/A	N/A	N/A
0	N/A	N/A	N/A	N/A	N/A
0	N/A	N/A	N/A	N/A	N/A
0	N/A	N/A	N/A	N/A	N/A
0	N/A	N/A	N/A	N/A	N/A
0	N/A	N/A	N/A	N/A	N/A
6.50	N/A	N/A	N/A	N/A	N/A
7.00	N/A	N/A	N/A	N/A	N/A
9.20	N/A	N/A	N/A	N/A	N/A
0.000000	N/A	N/A	N/A	N/A	N/A
0.000000	N/A	N/A	N/A	N/A	N/A
1.000000	N/A	N/A	N/A	N/A	N/A
0.000000	N/A	N/A	N/A	N/A	N/A

Price Cap Tariff Review Plan  
 Calculation of EUCL Limits, PICC Rate and CCL Rates

Total Jurisdiction (a)	No Zone / Zone A (b)	Zone B (c)	Zone C (d)	Zone D (e)	Other Zone * (f)
0	N/A	N/A	N/A	N/A	N/A
0	N/A	N/A	N/A	N/A	N/A
0	N/A	N/A	N/A	N/A	N/A
0	N/A	N/A	N/A	N/A	N/A
0	N/A	N/A	N/A	N/A	N/A
0	N/A	N/A	N/A	N/A	N/A
0	N/A	N/A	N/A	N/A	N/A
0	N/A	N/A	N/A	N/A	N/A
0	N/A	N/A	N/A	N/A	N/A
0	N/A	N/A	N/A	N/A	N/A
0	N/A	N/A	N/A	N/A	N/A
0.000000	N/A	N/A	N/A	N/A	N/A
0	N/A	N/A	N/A	N/A	N/A
0.000000	N/A	N/A	N/A	N/A	N/A
0.000000	N/A	N/A	N/A	N/A	N/A
0	N/A	N/A	N/A	N/A	N/A
0	N/A	N/A	N/A	N/A	N/A
0	N/A	N/A	N/A	N/A	N/A
0.000000	N/A	N/A	N/A	N/A	N/A
0.000000	N/A	N/A	N/A	N/A	N/A
0	N/A	N/A	N/A	N/A	N/A
0.000000	N/A	N/A	N/A	N/A	N/A
0.000000	N/A	N/A	N/A	N/A	N/A
0	N/A	N/A	N/A	N/A	N/A
0	N/A	N/A	N/A	N/A	N/A
0	N/A	N/A	N/A	N/A	N/A
Yes	N/A	N/A	N/A	N/A	N/A
No	N/A	N/A	N/A	N/A	N/A
No	N/A	N/A	N/A	N/A	N/A
	N/A	N/A	N/A	N/A	N/A
	N/A	N/A	N/A	N/A	N/A
	N/A	N/A	N/A	N/A	N/A

Price Cap Tariff Review Plan  
Manual Input of EUCL Rates - No PICC or MOU Rates

Total Jurisdiction  
(a)

0  
0

0

0.00  
0.00  
0.00

0.00  
0.00  
0.00

0  
0  
0  
0

0

Price Cap Tariff Review Plan  
 Calculation of Minimum & Maximum EU Rates

Total Jurisdiction (a)	No Zone / Zone A (b)	Zone B (c)	Zone C (d)	Zone D (e)	Other Zone * (f)
CAP2	N/A	N/A	N/A	N/A	N/A
CAP2	N/A	N/A	N/A	N/A	N/A
CAP2	N/A	N/A	N/A	N/A	N/A
CAP2	CAP2	CAP2	CAP2	CAP2	CAP2
N/A	CAP2	CAP2	CAP2	CAP2	CAP2
N/A	CAP2	CAP2	CAP2	CAP2	CAP2
CAP2	CAP2	CAP2	CAP2	CAP2	CAP2
CAP2	N/A	N/A	N/A	N/A	N/A
CAP2	N/A	N/A	N/A	N/A	N/A
CAP2	CAP2	CAP2	CAP2	CAP2	CAP2
CAP2	N/A	N/A	N/A	N/A	N/A
N/A	CAP2	CAP2	CAP2	CAP2	CAP2
CAP2	N/A	N/A	N/A	N/A	N/A
CAP2	N/A	N/A	N/A	N/A	N/A
CAP2	CAP2	CAP2	CAP2	CAP2	CAP2
CAP2	N/A	N/A	N/A	N/A	N/A
CAP2	N/A	N/A	N/A	N/A	N/A
CAP2	N/A	N/A	N/A	N/A	N/A
N/A	CAP2	CAP2	CAP2	CAP2	CAP2
N/A	CAP2	CAP2	CAP2	CAP2	CAP2
N/A	CAP2	CAP2	CAP2	CAP2	CAP2
CAP2	CAP2	CAP2	CAP2	CAP2	CAP2
CAP2	CAP2	CAP2	CAP2	CAP2	CAP2
CAP2	CAP2	CAP2	CAP2	CAP2	CAP2
CAP2	CAP2	CAP2	CAP2	CAP2	CAP2
CAP2	N/A	N/A	N/A	N/A	N/A



Price Cap Tariff Review Plan  
Allocation of Pool Revenues to MLB PICC & MLB EUCL

Total Jurisdiction (a)	No Zone / Zone A (b)	Zone B (c)	Zone C (d)	Zone D (e)	Other Zone * (f)
No Pooling	N/A	N/A	N/A	N/A	N/A
No Pooling	N/A	N/A	N/A	N/A	N/A
No Pooling	N/A	N/A	N/A	N/A	N/A
No Pooling	N/A	N/A	N/A	N/A	N/A
No Pooling	N/A	N/A	N/A	N/A	N/A
No Pooling	N/A	N/A	N/A	N/A	N/A
No Pooling	N/A	N/A	N/A	N/A	N/A
No Pooling	N/A	N/A	N/A	N/A	N/A
No Pooling	N/A	N/A	N/A	N/A	N/A
No Pooling	N/A	N/A	N/A	N/A	N/A
No Pooling	N/A	N/A	N/A	N/A	N/A
No Pooling	N/A	N/A	N/A	N/A	N/A
No Pooling	N/A	N/A	N/A	N/A	N/A
No Pooling	N/A	N/A	N/A	N/A	N/A
No Pooling	N/A	N/A	N/A	N/A	N/A
No Pooling	No Pooling	No Pooling	No Pooling	No Pooling	No Pooling
N/A	No Pooling	No Pooling	No Pooling	No Pooling	No Pooling
No Pooling	No Pooling	No Pooling	No Pooling	No Pooling	No Pooling
No Pooling	No Pooling	No Pooling	No Pooling	No Pooling	No Pooling
N/A	No Pooling	No Pooling	No Pooling	No Pooling	No Pooling
No Pooling	No Pooling	No Pooling	No Pooling	No Pooling	No Pooling
No Pooling	N/A	N/A	N/A	N/A	N/A

Price Cap Tariff Review Plan  
Verification of Recovered CMT Revenue

Total Jurisdiction  
(a)

0  
0

0  
0

0

0

0

0  
0

0

0

0

0

0  
0  
0





Price Cap Tariff Review Plan  
Calculation of EUCL Limits, PICC Rate and CCL Rates

Total Jurisdiction (a)	No Zone / Zone A (b)	Zone B (c)	Zone C (d)	Zone D (e)	Other Zone * (f)
0	N/A	N/A	N/A	N/A	N/A
0	N/A	N/A	N/A	N/A	N/A
0	N/A	N/A	N/A	N/A	N/A
0	N/A	N/A	N/A	N/A	N/A
0	N/A	N/A	N/A	N/A	N/A
0	N/A	N/A	N/A	N/A	N/A
0	N/A	N/A	N/A	N/A	N/A
0	N/A	N/A	N/A	N/A	N/A
0	N/A	N/A	N/A	N/A	N/A
0	N/A	N/A	N/A	N/A	N/A
0	N/A	N/A	N/A	N/A	N/A
0	N/A	N/A	N/A	N/A	N/A
0.000000	N/A	N/A	N/A	N/A	N/A
0	N/A	N/A	N/A	N/A	N/A
0.000000	N/A	N/A	N/A	N/A	N/A
0.000000	N/A	N/A	N/A	N/A	N/A
0	N/A	N/A	N/A	N/A	N/A
0	N/A	N/A	N/A	N/A	N/A
0	N/A	N/A	N/A	N/A	N/A
0.000000	N/A	N/A	N/A	N/A	N/A
0.000000	N/A	N/A	N/A	N/A	N/A
0	N/A	N/A	N/A	N/A	N/A
0.000000	N/A	N/A	N/A	N/A	N/A
0.000000	N/A	N/A	N/A	N/A	N/A
0	N/A	N/A	N/A	N/A	N/A
0	N/A	N/A	N/A	N/A	N/A
0	N/A	N/A	N/A	N/A	N/A
YES	N/A	N/A	N/A	N/A	N/A
No	N/A	N/A	N/A	N/A	N/A
No	N/A	N/A	N/A	N/A	N/A
	N/A	N/A	N/A	N/A	N/A
	N/A	N/A	N/A	N/A	N/A
	N/A	N/A	N/A	N/A	N/A
	N/A	N/A	N/A	N/A	N/A

Price Cap Tariff Review Plan  
Manual Input of EUCL Rates - No PICC or MOU Rates

Total Jurisdiction  
(a)

0  
0

0

0.00  
0.00  
0.00

0.00  
0.00  
0.00

0  
0  
0  
0

0

Price Cap Tariff Review Plan  
 Calculation of Minimum & Maximum EU Rates

	Total Jurisdiction (a)	No Zone / Zone A (b)	Zone B (c)	Zone C (d)	Zone D (e)	Other Zone * (f)
	0	N/A	N/A	N/A	N/A	N/A
	0	N/A	N/A	N/A	N/A	N/A
	0	N/A	N/A	N/A	N/A	N/A
	0	0	0	0	0	0
N/A		0.00	0.00	0.00	0.00	0.00
N/A		0.00	0.00	0.00	0.00	0.00
	0	0	0	0	0	0
	0	N/A	N/A	N/A	N/A	N/A
	0	N/A	N/A	N/A	N/A	N/A
	0	0	0	0	0	0
	0	N/A	N/A	N/A	N/A	N/A
N/A		0	0	0	0	0
	0	N/A	N/A	N/A	N/A	N/A
	0	N/A	N/A	N/A	N/A	N/A
	0	N/A	N/A	N/A	N/A	N/A
	0	0	0	0	0	0
	0	N/A	N/A	N/A	N/A	N/A
	0	N/A	N/A	N/A	N/A	N/A
	0	N/A	N/A	N/A	N/A	N/A
	0	N/A	N/A	N/A	N/A	N/A
N/A		0.00	0.00	0.00	0.00	0.00
N/A		0.00	0.00	0.00	0.00	0.00
N/A		0.00	0.00	0.00	0.00	0.00
	0	0	0	0	0	0
	0	0	0	0	0	0
	0	0	0	0	0	0
	0	0	0	0	0	0
	0	N/A	N/A	N/A	N/A	N/A

Price Cap Tariff Review Plan  
Allocation of Pool Revenues to MLB PICC & MLB EUCL

Total Jurisdiction (a)	No Zone / Zone A (b)	Zone B (c)	Zone C (d)	Zone D (e)	Other Zone * (f)
No Pooling	N/A	N/A	N/A	N/A	N/A
No Pooling	N/A	N/A	N/A	N/A	N/A
No Pooling	N/A	N/A	N/A	N/A	N/A
No Pooling	N/A	N/A	N/A	N/A	N/A
No Pooling	N/A	N/A	N/A	N/A	N/A
No Pooling	N/A	N/A	N/A	N/A	N/A
No Pooling	N/A	N/A	N/A	N/A	N/A
No Pooling	N/A	N/A	N/A	N/A	N/A
No Pooling	N/A	N/A	N/A	N/A	N/A
No Pooling	N/A	N/A	N/A	N/A	N/A
No Pooling	N/A	N/A	N/A	N/A	N/A
No Pooling	N/A	N/A	N/A	N/A	N/A
No Pooling	N/A	N/A	N/A	N/A	N/A
No Pooling	N/A	N/A	N/A	N/A	N/A
No Pooling	N/A	N/A	N/A	N/A	N/A
No Pooling	N/A	N/A	N/A	N/A	N/A
No Pooling	N/A	N/A	N/A	N/A	N/A
No Pooling	N/A	N/A	N/A	N/A	N/A
No Pooling	No Pooling	No Pooling	No Pooling	No Pooling	No Pooling
N/A	No Pooling	No Pooling	No Pooling	No Pooling	No Pooling
No Pooling	No Pooling	No Pooling	No Pooling	No Pooling	No Pooling
No Pooling	No Pooling	No Pooling	No Pooling	No Pooling	No Pooling
N/A	No Pooling	No Pooling	No Pooling	No Pooling	No Pooling
No Pooling	No Pooling	No Pooling	No Pooling	No Pooling	No Pooling
No Pooling	N/A	N/A	N/A	N/A	N/A



Price Cap Tariff Review Plan  
Verification of Recovered CMT Revenue

Total Jurisdiction  
(a)

0  
0

0  
0

0

0

0

0  
0

0

0

0

0

0  
0  
0



Price Cap Tariff Review Plan  
 Calculation of EUCL Limits, PICC Rate and CCL Rates

Total Jurisdiction (a)	No Zone / Zone A (b)	Zone B (c)	Zone C (d)	Zone D (e)	Other Zone (f)
0	0	0	0	0	0
0	0	0	0	0	0
0	0	0	0	0	0
0	0	0	0	0	0
0	N/A	N/A	N/A	N/A	N/A
0	N/A	N/A	N/A	N/A	N/A
0	N/A	N/A	N/A	N/A	N/A
0	N/A	N/A	N/A	N/A	N/A
0	N/A	N/A	N/A	N/A	N/A
0	N/A	N/A	N/A	N/A	N/A
0	N/A	N/A	N/A	N/A	N/A
0	N/A	N/A	N/A	N/A	N/A
6.50	N/A	N/A	N/A	N/A	N/A
7.00	N/A	N/A	N/A	N/A	N/A
9.20	N/A	N/A	N/A	N/A	N/A
0.000000	N/A	N/A	N/A	N/A	N/A
0.000000	N/A	N/A	N/A	N/A	N/A
0.000000	N/A	N/A	N/A	N/A	N/A
0.000000	N/A	N/A	N/A	N/A	N/A

Price Cap Tariff Review Plan  
Calculation of EUCL Limits, PICC Rate and CCL Rates

Total Jurisdiction (a)	No Zone / Zone A (b)	Zone B (c)	Zone C (d)	Zone D (e)	Other Zone (f)	
	0	N/A	N/A	N/A	N/A	N/A
	0	N/A	N/A	N/A	N/A	N/A
	0	N/A	N/A	N/A	N/A	N/A
	0	N/A	N/A	N/A	N/A	N/A
	0	N/A	N/A	N/A	N/A	N/A
	0	N/A	N/A	N/A	N/A	N/A
	0	N/A	N/A	N/A	N/A	N/A
	0	N/A	N/A	N/A	N/A	N/A
	0	N/A	N/A	N/A	N/A	N/A
Agg.Rate	N/A	N/A	N/A	N/A	N/A	N/A
Agg.Rate	N/A	N/A	N/A	N/A	N/A	N/A
Agg.Rate	N/A	N/A	N/A	N/A	N/A	N/A
Agg.Rate	N/A	N/A	N/A	N/A	N/A	N/A
Agg.Rate	N/A	N/A	N/A	N/A	N/A	N/A
Agg.Rate	N/A	N/A	N/A	N/A	N/A	N/A
Agg.Rate	N/A	N/A	N/A	N/A	N/A	N/A
Agg.Rate	N/A	N/A	N/A	N/A	N/A	N/A
Agg.Rate	N/A	N/A	N/A	N/A	N/A	N/A
Agg.Rate	N/A	N/A	N/A	N/A	N/A	N/A
Agg.Rate	N/A	N/A	N/A	N/A	N/A	N/A
Agg.Rate	N/A	N/A	N/A	N/A	N/A	N/A
Agg.Rate	N/A	N/A	N/A	N/A	N/A	N/A
Agg.Rate	N/A	N/A	N/A	N/A	N/A	N/A
Agg.Rate	N/A	N/A	N/A	N/A	N/A	N/A
YES	N/A	N/A	N/A	N/A	N/A	N/A
No	N/A	N/A	N/A	N/A	N/A	N/A
No	N/A	N/A	N/A	N/A	N/A	N/A
	N/A	N/A	N/A	N/A	N/A	N/A
	N/A	N/A	N/A	N/A	N/A	N/A
	N/A	N/A	N/A	N/A	N/A	N/A

Price Cap Tariff Review Plan  
Manual Input of EUCL Rates - No PICC or MOU Rates

Total Jurisdiction  
(a)

ok  
ok  
ok

Price Cap Tariff Review Plan  
 Calculation of Minimum & Maximum EU Rates

Total Jurisdiction (a)	No Zone / Zone A (b)	Zone B (c)	Zone C (d)	Zone D (e)	Other Zone (f)
	N/A	N/A	N/A	N/A	N/A
	N/A	N/A	N/A	N/A	N/A
	N/A	N/A	N/A	N/A	N/A
N/A					
N/A					
	N/A	N/A	N/A	N/A	N/A
	N/A	N/A	N/A	N/A	N/A
	N/A	N/A	N/A	N/A	N/A
N/A					
	N/A	N/A	N/A	N/A	N/A
	N/A	N/A	N/A	N/A	N/A
	N/A	N/A	N/A	N/A	N/A
	N/A	N/A	N/A	N/A	N/A
	N/A	N/A	N/A	N/A	N/A
N/A					
N/A					
N/A					
	N/A	N/A	N/A	N/A	N/A

Price Cap Tariff Review Plan  
 Allocation of Pool Revenues to MLB PICC & MLB EUCL

Total Jurisdiction (a)	No Zone / Zone A (b)	Zone B (c)	Zone C (d)	Zone D (e)	Other Zone (f)
	N/A	N/A	N/A	N/A	N/A
	N/A	N/A	N/A	N/A	N/A
	N/A	N/A	N/A	N/A	N/A
	N/A	N/A	N/A	N/A	N/A
	N/A	N/A	N/A	N/A	N/A
	N/A	N/A	N/A	N/A	N/A
	N/A	N/A	N/A	N/A	N/A
	N/A	N/A	N/A	N/A	N/A
	N/A	N/A	N/A	N/A	N/A
	N/A	N/A	N/A	N/A	N/A
N/A					
N/A					
	N/A	N/A	N/A	N/A	N/A

Price Cap Tariff Review Plan  
Verification of Recovered CMT Revenue

Total Jurisdiction  
(a)

---

0  
0

0  
0

0

0

0

Agg.Rate 0

Agg.Rate

0

0 ok

0

0  
0



LEC	FCC	Delta	Flag
-----	-----	-------	------

---

		0.00	*
		0.00	*
		0.00	*
		0.00	*
		0.00	*
		0.00	*

0	0	0	*
0	0	0	*
0	0	0	*
0 Agg.Rate		0	*
0 Agg.Rate		0	*
0	0	0	*
0	0	0	*
0	0	0	*
			*
			*



Price Cap Tariff Review Plan  
 Calculation of EUCL Limits, PICC Rate and CCL Rates

Total Jurisdiction (a)	No Zone / Zone A (b)	Zone B (c)	Zone C (d)	Zone D (e)	Other Zone (f)
0	0	0	0	0	0
0	0	0	0	0	0
0	0	0	0	0	0
0	0	0	0	0	0
0	N/A	N/A	N/A	N/A	N/A
0	N/A	N/A	N/A	N/A	N/A
0	N/A	N/A	N/A	N/A	N/A
0	N/A	N/A	N/A	N/A	N/A
0	N/A	N/A	N/A	N/A	N/A
0	N/A	N/A	N/A	N/A	N/A
0	N/A	N/A	N/A	N/A	N/A
6.50	N/A	N/A	N/A	N/A	N/A
7.00	N/A	N/A	N/A	N/A	N/A
9.20	N/A	N/A	N/A	N/A	N/A
0.000000	N/A	N/A	N/A	N/A	N/A
0.000000	N/A	N/A	N/A	N/A	N/A
0.0000	N/A	N/A	N/A	N/A	N/A
0.000000	N/A	N/A	N/A	N/A	N/A



Price Cap Tariff Review Plan  
Manual Input of EUCL Rates - No PICC or MOU Rates

Total Jurisdiction  
(a)

ok  
ok  
ok

Price Cap Tariff Review Plan  
 Calculation of Minimum & Maximum EU Rates

Total Jurisdiction (a)	No Zone / Zone A (b)	Zone B (c)	Zone C (d)	Zone D (e)	Other Zone (f)
	N/A	N/A	N/A	N/A	N/A
	N/A	N/A	N/A	N/A	N/A
	N/A	N/A	N/A	N/A	N/A
N/A					
N/A					
	N/A	N/A	N/A	N/A	N/A
	N/A	N/A	N/A	N/A	N/A
	N/A	N/A	N/A	N/A	N/A
N/A					
	N/A	N/A	N/A	N/A	N/A
	N/A	N/A	N/A	N/A	N/A
	N/A	N/A	N/A	N/A	N/A
	N/A	N/A	N/A	N/A	N/A
	N/A	N/A	N/A	N/A	N/A
N/A					
N/A					
N/A					
	N/A	N/A	N/A	N/A	N/A

Price Cap Tariff Review Plan  
 Allocation of Pool Revenues to MLB PICC & MLB EUCL

Total Jurisdiction (a)	No Zone / Zone A (b)	Zone B (c)	Zone C (d)	Zone D (e)	Other Zone (f)
	N/A	N/A	N/A	N/A	N/A
	N/A	N/A	N/A	N/A	N/A
	N/A	N/A	N/A	N/A	N/A
	N/A	N/A	N/A	N/A	N/A
	N/A	N/A	N/A	N/A	N/A
	N/A	N/A	N/A	N/A	N/A
	N/A	N/A	N/A	N/A	N/A
	N/A	N/A	N/A	N/A	N/A
	N/A	N/A	N/A	N/A	N/A
	N/A	N/A	N/A	N/A	N/A
	N/A	N/A	N/A	N/A	N/A
	N/A	N/A	N/A	N/A	N/A
	N/A	N/A	N/A	N/A	N/A
	N/A	N/A	N/A	N/A	N/A
	N/A	N/A	N/A	N/A	N/A
	N/A	N/A	N/A	N/A	N/A
N/A					
N/A					
	N/A	N/A	N/A	N/A	N/A

Price Cap Tariff Review Plan  
Verification of Recovered CMT Revenue

Total Jurisdiction  
(a)

---

0  
0

0  
0

0

0

0

Agg.Rate 0

Agg.Rate  
0

0 ok

0  
0  
0



LEC	FCC	Delta	Flag
-----	-----	-------	------

---

		0.00	*
		0.00	*
		0.00	*
		0.00	*
		0.00	*
		0.00	*

0	0	0	*
0	0	0	*
0	0	0	*
0 Agg.Rate		0	*
0 Agg.Rate		0	*
0	0	0	*
0	0	0	*
0	0	0	*
			*
			*



Price Cap Tariff Review Plan  
 Calculation of EUCL Limits, PICC Rate and CCL Rates

Total Jurisdiction (a)	No Zone / Zone A (b)	Zone B (c)	Zone C (d)	Zone D (e)	Other Zone * (f)
0	0	0	0	0	0
0	0	0	0	0	0
0	0	0	0	0	0
0	0	0	0	0	0
0	N/A	N/A	N/A	N/A	N/A
0	N/A	N/A	N/A	N/A	N/A
0	N/A	N/A	N/A	N/A	N/A
0	N/A	N/A	N/A	N/A	N/A
0	N/A	N/A	N/A	N/A	N/A
0	N/A	N/A	N/A	N/A	N/A
0	N/A	N/A	N/A	N/A	N/A
0	N/A	N/A	N/A	N/A	N/A
0	N/A	N/A	N/A	N/A	N/A
6.50	N/A	N/A	N/A	N/A	N/A
7.00	N/A	N/A	N/A	N/A	N/A
9.20	N/A	N/A	N/A	N/A	N/A
0.000000	N/A	N/A	N/A	N/A	N/A
0.000000	N/A	N/A	N/A	N/A	N/A
1.000000	N/A	N/A	N/A	N/A	N/A
0.000000	N/A	N/A	N/A	N/A	N/A

Price Cap Tariff Review Plan  
 Calculation of EUCL Limits, PICC Rate and CCL Rates

Total Jurisdiction (a)	No Zone / Zone A (b)	Zone B (c)	Zone C (d)	Zone D (e)	Other Zone * (f)
0	N/A	N/A	N/A	N/A	N/A
0	N/A	N/A	N/A	N/A	N/A
0	N/A	N/A	N/A	N/A	N/A
0	N/A	N/A	N/A	N/A	N/A
0	N/A	N/A	N/A	N/A	N/A
0	N/A	N/A	N/A	N/A	N/A
0	N/A	N/A	N/A	N/A	N/A
0	N/A	N/A	N/A	N/A	N/A
0	N/A	N/A	N/A	N/A	N/A
0	N/A	N/A	N/A	N/A	N/A
0	N/A	N/A	N/A	N/A	N/A
0.000000	N/A	N/A	N/A	N/A	N/A
0	N/A	N/A	N/A	N/A	N/A
0.000000	N/A	N/A	N/A	N/A	N/A
0.000000	N/A	N/A	N/A	N/A	N/A
0	N/A	N/A	N/A	N/A	N/A
0	N/A	N/A	N/A	N/A	N/A
0	N/A	N/A	N/A	N/A	N/A
0.000000	N/A	N/A	N/A	N/A	N/A
0.000000	N/A	N/A	N/A	N/A	N/A
0	N/A	N/A	N/A	N/A	N/A
0.000000	N/A	N/A	N/A	N/A	N/A
0.000000	N/A	N/A	N/A	N/A	N/A
0	N/A	N/A	N/A	N/A	N/A
0	N/A	N/A	N/A	N/A	N/A
0	N/A	N/A	N/A	N/A	N/A
Yes	N/A	N/A	N/A	N/A	N/A
No	N/A	N/A	N/A	N/A	N/A
No	N/A	N/A	N/A	N/A	N/A
No	N/A	N/A	N/A	N/A	N/A
	N/A	N/A	N/A	N/A	N/A
	N/A	N/A	N/A	N/A	N/A
	N/A	N/A	N/A	N/A	N/A

Price Cap Tariff Review Plan  
Manual Input of EUCL Rates - No PICC or MOU Rates

Total Jurisdiction  
(a)

0  
0

0

0.00  
0.00  
0.00

0.00  
0.00  
0.00

0  
0  
0  
0

0

Price Cap Tariff Review Plan  
 Calculation of Minimum & Maximum EU Rates

Total Jurisdiction (a)	No Zone / Zone A (b)	Zone B (c)	Zone C (d)	Zone D (e)	Other Zone * (f)
CAP2	N/A	N/A	N/A	N/A	N/A
CAP2	N/A	N/A	N/A	N/A	N/A
CAP2	N/A	N/A	N/A	N/A	N/A
CAP2	CAP2	CAP2	CAP2	CAP2	CAP2
N/A	CAP2	CAP2	CAP2	CAP2	CAP2
N/A	CAP2	CAP2	CAP2	CAP2	CAP2
CAP2	CAP2	CAP2	CAP2	CAP2	CAP2
CAP2	N/A	N/A	N/A	N/A	N/A
CAP2	N/A	N/A	N/A	N/A	N/A
CAP2	CAP2	CAP2	CAP2	CAP2	CAP2
CAP2	N/A	N/A	N/A	N/A	N/A
N/A	CAP2	CAP2	CAP2	CAP2	CAP2
CAP2	N/A	N/A	N/A	N/A	N/A
CAP2	N/A	N/A	N/A	N/A	N/A
CAP2	CAP2	CAP2	CAP2	CAP2	CAP2
CAP2	N/A	N/A	N/A	N/A	N/A
CAP2	N/A	N/A	N/A	N/A	N/A
CAP2	N/A	N/A	N/A	N/A	N/A
CAP2	N/A	N/A	N/A	N/A	N/A
CAP2	N/A	N/A	N/A	N/A	N/A
CAP2	N/A	N/A	N/A	N/A	N/A
N/A	CAP2	CAP2	CAP2	CAP2	CAP2
N/A	CAP2	CAP2	CAP2	CAP2	CAP2
N/A	CAP2	CAP2	CAP2	CAP2	CAP2
CAP2	CAP2	CAP2	CAP2	CAP2	CAP2
CAP2	CAP2	CAP2	CAP2	CAP2	CAP2
CAP2	CAP2	CAP2	CAP2	CAP2	CAP2
CAP2	CAP2	CAP2	CAP2	CAP2	CAP2
CAP2	N/A	N/A	N/A	N/A	N/A

Price Cap Tariff Review Plan  
 Allocation of Pool Revenues to MLB PICC & MLB EUCL

Total Jurisdiction (a)	No Zone / Zone A (b)	Zone B (c)	Zone C (d)	Zone D (e)	Other Zone * (f)
No Pooling	N/A	N/A	N/A	N/A	N/A
No Pooling	N/A	N/A	N/A	N/A	N/A
No Pooling	N/A	N/A	N/A	N/A	N/A
No Pooling	N/A	N/A	N/A	N/A	N/A
No Pooling	N/A	N/A	N/A	N/A	N/A
No Pooling	N/A	N/A	N/A	N/A	N/A
No Pooling	N/A	N/A	N/A	N/A	N/A
No Pooling	N/A	N/A	N/A	N/A	N/A
No Pooling	N/A	N/A	N/A	N/A	N/A
No Pooling	N/A	N/A	N/A	N/A	N/A
No Pooling	N/A	N/A	N/A	N/A	N/A
No Pooling	N/A	N/A	N/A	N/A	N/A
No Pooling	N/A	N/A	N/A	N/A	N/A
No Pooling	N/A	N/A	N/A	N/A	N/A
No Pooling	N/A	N/A	N/A	N/A	N/A
No Pooling	No Pooling	No Pooling	No Pooling	No Pooling	No Pooling
N/A	No Pooling	No Pooling	No Pooling	No Pooling	No Pooling
No Pooling	No Pooling	No Pooling	No Pooling	No Pooling	No Pooling
No Pooling	No Pooling	No Pooling	No Pooling	No Pooling	No Pooling
N/A	No Pooling	No Pooling	No Pooling	No Pooling	No Pooling
No Pooling	No Pooling	No Pooling	No Pooling	No Pooling	No Pooling
No Pooling	N/A	N/A	N/A	N/A	N/A

Price Cap Tariff Review Plan  
Verification of Recovered CMT Revenue

Total Jurisdiction  
(a)

0  
0

0  
0

0

0

0

0  
0

0

0

0

0

0  
0  
0





Price Cap Tariff Review Plan  
 Calculation of EUCL Limits, PICC Rate and CCL Rates

Total Jurisdiction (a)	No Zone / Zone A (b)	Zone B (c)	Zone C (d)	Zone D (e)	Other Zone * (f)
0	0	0	0	0	0
0	0	0	0	0	0
0	0	0	0	0	0
0	0	0	0	0	0
0	N/A	N/A	N/A	N/A	N/A
0	N/A	N/A	N/A	N/A	N/A
0	N/A	N/A	N/A	N/A	N/A
0	N/A	N/A	N/A	N/A	N/A
0	N/A	N/A	N/A	N/A	N/A
0	N/A	N/A	N/A	N/A	N/A
0	N/A	N/A	N/A	N/A	N/A
6.50	N/A	N/A	N/A	N/A	N/A
7.00	N/A	N/A	N/A	N/A	N/A
9.20	N/A	N/A	N/A	N/A	N/A
0.000000	N/A	N/A	N/A	N/A	N/A
0.000000	N/A	N/A	N/A	N/A	N/A
0.000000	N/A	N/A	N/A	N/A	N/A
0.000000	N/A	N/A	N/A	N/A	N/A

Price Cap Tariff Review Plan  
Calculation of EUCL Limits, PICC Rate and CCL Rates

Total Jurisdiction (a)	No Zone / Zone A (b)	Zone B (c)	Zone C (d)	Zone D (e)	Other Zone * (f)
0	N/A	N/A	N/A	N/A	N/A
0	N/A	N/A	N/A	N/A	N/A
0	N/A	N/A	N/A	N/A	N/A
0	N/A	N/A	N/A	N/A	N/A
0	N/A	N/A	N/A	N/A	N/A
0	N/A	N/A	N/A	N/A	N/A
0	N/A	N/A	N/A	N/A	N/A
0	N/A	N/A	N/A	N/A	N/A
0	N/A	N/A	N/A	N/A	N/A
0	N/A	N/A	N/A	N/A	N/A
0	N/A	N/A	N/A	N/A	N/A
0.000000	N/A	N/A	N/A	N/A	N/A
0	N/A	N/A	N/A	N/A	N/A
0.000000	N/A	N/A	N/A	N/A	N/A
0.000000	N/A	N/A	N/A	N/A	N/A
0	N/A	N/A	N/A	N/A	N/A
0	N/A	N/A	N/A	N/A	N/A
0	N/A	N/A	N/A	N/A	N/A
0.000000	N/A	N/A	N/A	N/A	N/A
0.000000	N/A	N/A	N/A	N/A	N/A
0	N/A	N/A	N/A	N/A	N/A
0.000000	N/A	N/A	N/A	N/A	N/A
0.000000	N/A	N/A	N/A	N/A	N/A
0	N/A	N/A	N/A	N/A	N/A
0	N/A	N/A	N/A	N/A	N/A
0	N/A	N/A	N/A	N/A	N/A
YES	N/A	N/A	N/A	N/A	N/A
No	N/A	N/A	N/A	N/A	N/A
No	N/A	N/A	N/A	N/A	N/A
	N/A	N/A	N/A	N/A	N/A
	N/A	N/A	N/A	N/A	N/A
	N/A	N/A	N/A	N/A	N/A

Price Cap Tariff Review Plan  
Manual Input of EUCL Rates - No PICC or MOU Rates

Total Jurisdiction  
(a)

0  
0

0

0.00  
0.00  
0.00

0.00  
0.00  
0.00

0  
0  
0  
0

0

Price Cap Tariff Review Plan  
 Calculation of Minimum & Maximum EU Rates

	Total Jurisdiction (a)	No Zone / Zone A (b)	Zone B (c)	Zone C (d)	Zone D (e)	Other Zone * (f)
	0	N/A	N/A	N/A	N/A	N/A
	0	N/A	N/A	N/A	N/A	N/A
	0	N/A	N/A	N/A	N/A	N/A
	0	0	0	0	0	0
N/A		0.00	0.00	0.00	0.00	0.00
N/A		0.00	0.00	0.00	0.00	0.00
	0	0	0	0	0	0
	0	N/A	N/A	N/A	N/A	N/A
	0	N/A	N/A	N/A	N/A	N/A
	0	0	0	0	0	0
	0	N/A	N/A	N/A	N/A	N/A
N/A		0	0	0	0	0
	0	N/A	N/A	N/A	N/A	N/A
	0	N/A	N/A	N/A	N/A	N/A
	0	N/A	N/A	N/A	N/A	N/A
	0	0	0	0	0	0
	0	N/A	N/A	N/A	N/A	N/A
	0	N/A	N/A	N/A	N/A	N/A
	0	N/A	N/A	N/A	N/A	N/A
	0	N/A	N/A	N/A	N/A	N/A
N/A		0.00	0.00	0.00	0.00	0.00
N/A		0.00	0.00	0.00	0.00	0.00
N/A		0.00	0.00	0.00	0.00	0.00
	0	0	0	0	0	0
	0	0	0	0	0	0
	0	0	0	0	0	0
	0	0	0	0	0	0
	0	N/A	N/A	N/A	N/A	N/A

Price Cap Tariff Review Plan  
Allocation of Pool Revenues to MLB PICC & MLB EUCL

Total Jurisdiction (a)	No Zone / Zone A (b)	Zone B (c)	Zone C (d)	Zone D (e)	Other Zone * (f)
No Pooling	N/A	N/A	N/A	N/A	N/A
No Pooling	N/A	N/A	N/A	N/A	N/A
No Pooling	N/A	N/A	N/A	N/A	N/A
No Pooling	N/A	N/A	N/A	N/A	N/A
No Pooling	N/A	N/A	N/A	N/A	N/A
No Pooling	N/A	N/A	N/A	N/A	N/A
No Pooling	N/A	N/A	N/A	N/A	N/A
No Pooling	N/A	N/A	N/A	N/A	N/A
No Pooling	N/A	N/A	N/A	N/A	N/A
No Pooling	N/A	N/A	N/A	N/A	N/A
No Pooling	N/A	N/A	N/A	N/A	N/A
No Pooling	N/A	N/A	N/A	N/A	N/A
No Pooling	N/A	N/A	N/A	N/A	N/A
No Pooling	N/A	N/A	N/A	N/A	N/A
No Pooling	N/A	N/A	N/A	N/A	N/A
No Pooling	No Pooling	No Pooling	No Pooling	No Pooling	No Pooling
N/A	No Pooling	No Pooling	No Pooling	No Pooling	No Pooling
No Pooling	No Pooling	No Pooling	No Pooling	No Pooling	No Pooling
No Pooling	No Pooling	No Pooling	No Pooling	No Pooling	No Pooling
N/A	No Pooling	No Pooling	No Pooling	No Pooling	No Pooling
No Pooling	No Pooling	No Pooling	No Pooling	No Pooling	No Pooling
No Pooling	N/A	N/A	N/A	N/A	N/A

Price Cap Tariff Review Plan  
Verification of Recovered CMT Revenue

Total Jurisdiction  
(a)

0  
0

0  
0

0

0

0

0  
0

0

0

0

0

0  
0  
0





Price Cap Tariff Review Plan  
 Calculation of EUCL Limits, PICC Rate and CCL Rates

Total Jurisdiction (a)	No Zone / Zone A (b)	Zone B (c)	Zone C (d)	Zone D (e)	Other Zone (f)
0	0	0	0	0	0
0	0	0	0	0	0
0	0	0	0	0	0
0	0	0	0	0	0
0	N/A	N/A	N/A	N/A	N/A
0	N/A	N/A	N/A	N/A	N/A
0	N/A	N/A	N/A	N/A	N/A
0	N/A	N/A	N/A	N/A	N/A
0	N/A	N/A	N/A	N/A	N/A
0	N/A	N/A	N/A	N/A	N/A
0	N/A	N/A	N/A	N/A	N/A
0	N/A	N/A	N/A	N/A	N/A
6.50	N/A	N/A	N/A	N/A	N/A
7.00	N/A	N/A	N/A	N/A	N/A
9.20	N/A	N/A	N/A	N/A	N/A
0.000000	N/A	N/A	N/A	N/A	N/A
0.000000	N/A	N/A	N/A	N/A	N/A
0.000000	N/A	N/A	N/A	N/A	N/A
0.000000	N/A	N/A	N/A	N/A	N/A

Price Cap Tariff Review Plan  
 Calculation of EUCL Limits, PICC Rate and CCL Rates

Total Jurisdiction (a)	No Zone / Zone A (b)	Zone B (c)	Zone C (d)	Zone D (e)	Other Zone (f)
	0	N/A	N/A	N/A	N/A
	0	N/A	N/A	N/A	N/A
	0	N/A	N/A	N/A	N/A
	0	N/A	N/A	N/A	N/A
	0	N/A	N/A	N/A	N/A
	0	N/A	N/A	N/A	N/A
	0	N/A	N/A	N/A	N/A
	0	N/A	N/A	N/A	N/A
	0	N/A	N/A	N/A	N/A
	0	N/A	N/A	N/A	N/A
Agg.Rate	N/A	N/A	N/A	N/A	N/A
Agg.Rate	N/A	N/A	N/A	N/A	N/A
Agg.Rate	N/A	N/A	N/A	N/A	N/A
Agg.Rate	N/A	N/A	N/A	N/A	N/A
Agg.Rate	N/A	N/A	N/A	N/A	N/A
Agg.Rate	N/A	N/A	N/A	N/A	N/A
Agg.Rate	N/A	N/A	N/A	N/A	N/A
Agg.Rate	N/A	N/A	N/A	N/A	N/A
Agg.Rate	N/A	N/A	N/A	N/A	N/A
Agg.Rate	N/A	N/A	N/A	N/A	N/A
Agg.Rate	N/A	N/A	N/A	N/A	N/A
Agg.Rate	N/A	N/A	N/A	N/A	N/A
Agg.Rate	N/A	N/A	N/A	N/A	N/A
Agg.Rate	N/A	N/A	N/A	N/A	N/A
Agg.Rate	N/A	N/A	N/A	N/A	N/A
Agg.Rate	N/A	N/A	N/A	N/A	N/A
YES	N/A	N/A	N/A	N/A	N/A
No	N/A	N/A	N/A	N/A	N/A
No	N/A	N/A	N/A	N/A	N/A
	N/A	N/A	N/A	N/A	N/A
	N/A	N/A	N/A	N/A	N/A
	N/A	N/A	N/A	N/A	N/A

Price Cap Tariff Review Plan  
Manual Input of EUCL Rates - No PICC or MOU Rates

Total Jurisdiction  
(a)

ok  
ok  
ok

Price Cap Tariff Review Plan  
 Calculation of Minimum & Maximum EU Rates

Total Jurisdiction (a)	No Zone / Zone A (b)	Zone B (c)	Zone C (d)	Zone D (e)	Other Zone (f)
	N/A	N/A	N/A	N/A	N/A
	N/A	N/A	N/A	N/A	N/A
	N/A	N/A	N/A	N/A	N/A
N/A					
N/A					
	N/A	N/A	N/A	N/A	N/A
	N/A	N/A	N/A	N/A	N/A
	N/A	N/A	N/A	N/A	N/A
N/A					
	N/A	N/A	N/A	N/A	N/A
	N/A	N/A	N/A	N/A	N/A
	N/A	N/A	N/A	N/A	N/A
	N/A	N/A	N/A	N/A	N/A
	N/A	N/A	N/A	N/A	N/A
N/A					
N/A					
N/A					
	N/A	N/A	N/A	N/A	N/A

Price Cap Tariff Review Plan  
 Allocation of Pool Revenues to MLB PICC & MLB EUCL

Total Jurisdiction (a)	No Zone / Zone A (b)	Zone B (c)	Zone C (d)	Zone D (e)	Other Zone (f)
	N/A	N/A	N/A	N/A	N/A
	N/A	N/A	N/A	N/A	N/A
	N/A	N/A	N/A	N/A	N/A
	N/A	N/A	N/A	N/A	N/A
	N/A	N/A	N/A	N/A	N/A
	N/A	N/A	N/A	N/A	N/A
	N/A	N/A	N/A	N/A	N/A
	N/A	N/A	N/A	N/A	N/A
	N/A	N/A	N/A	N/A	N/A
	N/A	N/A	N/A	N/A	N/A
	N/A	N/A	N/A	N/A	N/A
N/A					
N/A					
	N/A	N/A	N/A	N/A	N/A

Price Cap Tariff Review Plan  
Verification of Recovered CMT Revenue

Total Jurisdiction  
(a)

---

0  
0

0  
0

0

0

0

Agg.Rate 0

Agg.Rate

0

0 ok

0

0  
0

LEC	FCC	Delta	Flag
-----	-----	-------	------

---

		0.00	*
		0.00	*
		0.00	*
		0.00	*
		0.00	*
		0.00	*

0	0	0	*
0	0	0	*
0	0	0	*
0 Agg.Rate		0	*
0 Agg.Rate		0	*
0	0	0	*
0	0	0	*
0	0	0	*
			*
			*





Price Cap Tariff Review Plan  
 Calculation of EUCL Limits, PICC Rate and CCL Rates

Total Jurisdiction (a)	No Zone / Zone A (b)	Zone B (c)	Zone C (d)	Zone D (e)	Other Zone (f)
0	0	0	0	0	0
0	0	0	0	0	0
0	0	0	0	0	0
0	0	0	0	0	0
0	N/A	N/A	N/A	N/A	N/A
0	N/A	N/A	N/A	N/A	N/A
0	N/A	N/A	N/A	N/A	N/A
0	N/A	N/A	N/A	N/A	N/A
0	N/A	N/A	N/A	N/A	N/A
0	N/A	N/A	N/A	N/A	N/A
0	N/A	N/A	N/A	N/A	N/A
0	N/A	N/A	N/A	N/A	N/A
0	N/A	N/A	N/A	N/A	N/A
6.50	N/A	N/A	N/A	N/A	N/A
7.00	N/A	N/A	N/A	N/A	N/A
9.20	N/A	N/A	N/A	N/A	N/A
0.000000	N/A	N/A	N/A	N/A	N/A
0.000000	N/A	N/A	N/A	N/A	N/A
0.0000	N/A	N/A	N/A	N/A	N/A
0.000000	N/A	N/A	N/A	N/A	N/A



Price Cap Tariff Review Plan  
Manual Input of EUCL Rates - No PICC or MOU Rates

Total Jurisdiction  
(a)

ok  
ok  
ok

Price Cap Tariff Review Plan  
 Calculation of Minimum & Maximum EU Rates

Total Jurisdiction (a)	No Zone / Zone A (b)	Zone B (c)	Zone C (d)	Zone D (e)	Other Zone (f)
	N/A	N/A	N/A	N/A	N/A
	N/A	N/A	N/A	N/A	N/A
	N/A	N/A	N/A	N/A	N/A
N/A					
N/A					
	N/A	N/A	N/A	N/A	N/A
	N/A	N/A	N/A	N/A	N/A
	N/A	N/A	N/A	N/A	N/A
N/A					
	N/A	N/A	N/A	N/A	N/A
	N/A	N/A	N/A	N/A	N/A
	N/A	N/A	N/A	N/A	N/A
	N/A	N/A	N/A	N/A	N/A
	N/A	N/A	N/A	N/A	N/A
N/A					
N/A					
N/A					
	N/A	N/A	N/A	N/A	N/A

Price Cap Tariff Review Plan  
 Allocation of Pool Revenues to MLB PICC & MLB EUCL

Total Jurisdiction (a)	No Zone / Zone A (b)	Zone B (c)	Zone C (d)	Zone D (e)	Other Zone (f)
	N/A	N/A	N/A	N/A	N/A
	N/A	N/A	N/A	N/A	N/A
	N/A	N/A	N/A	N/A	N/A
	N/A	N/A	N/A	N/A	N/A
	N/A	N/A	N/A	N/A	N/A
	N/A	N/A	N/A	N/A	N/A
	N/A	N/A	N/A	N/A	N/A
	N/A	N/A	N/A	N/A	N/A
	N/A	N/A	N/A	N/A	N/A
	N/A	N/A	N/A	N/A	N/A
N/A					
N/A					
	N/A	N/A	N/A	N/A	N/A

Price Cap Tariff Review Plan  
Verification of Recovered CMT Revenue

Total Jurisdiction  
(a)

---

0  
0

0  
0

0

0

0

Agg.Rate 0

Agg.Rate  
0

0 ok

0  
0  
0

LEC	FCC	Delta	Flag
-----	-----	-------	------

---

		0.00	*
		0.00	*
		0.00	*
		0.00	*
		0.00	*
		0.00	*

0	0	0	*
0	0	0	*
0	0	0	*
0 Agg.Rate		0	*
0 Agg.Rate		0	*
0	0	0	*
0	0	0	*
0	0	0	*
			*
			*





Price Cap Tariff Review Plan  
 Calculation of EUCL Limits, PICC Rate and CCL Rates

Total Jurisdiction (a)	No Zone / Zone A (b)	Zone B (c)	Zone C (d)	Zone D (e)	Other Zone * (f)
0	0	0	0	0	0
0	0	0	0	0	0
0	0	0	0	0	0
0	0	0	0	0	0
0	N/A	N/A	N/A	N/A	N/A
0	N/A	N/A	N/A	N/A	N/A
0	N/A	N/A	N/A	N/A	N/A
0	N/A	N/A	N/A	N/A	N/A
0	N/A	N/A	N/A	N/A	N/A
0	N/A	N/A	N/A	N/A	N/A
0	N/A	N/A	N/A	N/A	N/A
6.50	N/A	N/A	N/A	N/A	N/A
7.00	N/A	N/A	N/A	N/A	N/A
9.20	N/A	N/A	N/A	N/A	N/A
0.000000	N/A	N/A	N/A	N/A	N/A
0.000000	N/A	N/A	N/A	N/A	N/A
1.000000	N/A	N/A	N/A	N/A	N/A
0.000000	N/A	N/A	N/A	N/A	N/A

Price Cap Tariff Review Plan  
 Calculation of EUCL Limits, PICC Rate and CCL Rates

Total Jurisdiction (a)	No Zone / Zone A (b)	Zone B (c)	Zone C (d)	Zone D (e)	Other Zone * (f)
0	N/A	N/A	N/A	N/A	N/A
0	N/A	N/A	N/A	N/A	N/A
0	N/A	N/A	N/A	N/A	N/A
0	N/A	N/A	N/A	N/A	N/A
0	N/A	N/A	N/A	N/A	N/A
0	N/A	N/A	N/A	N/A	N/A
0	N/A	N/A	N/A	N/A	N/A
0	N/A	N/A	N/A	N/A	N/A
0	N/A	N/A	N/A	N/A	N/A
0	N/A	N/A	N/A	N/A	N/A
0	N/A	N/A	N/A	N/A	N/A
0	N/A	N/A	N/A	N/A	N/A
0.000000	N/A	N/A	N/A	N/A	N/A
0	N/A	N/A	N/A	N/A	N/A
0.000000	N/A	N/A	N/A	N/A	N/A
0.000000	N/A	N/A	N/A	N/A	N/A
0	N/A	N/A	N/A	N/A	N/A
0	N/A	N/A	N/A	N/A	N/A
0	N/A	N/A	N/A	N/A	N/A
0.000000	N/A	N/A	N/A	N/A	N/A
0.000000	N/A	N/A	N/A	N/A	N/A
0	N/A	N/A	N/A	N/A	N/A
0.000000	N/A	N/A	N/A	N/A	N/A
0.000000	N/A	N/A	N/A	N/A	N/A
0	N/A	N/A	N/A	N/A	N/A
0	N/A	N/A	N/A	N/A	N/A
0	N/A	N/A	N/A	N/A	N/A
Yes	N/A	N/A	N/A	N/A	N/A
No	N/A	N/A	N/A	N/A	N/A
No	N/A	N/A	N/A	N/A	N/A
	N/A	N/A	N/A	N/A	N/A
	N/A	N/A	N/A	N/A	N/A
	N/A	N/A	N/A	N/A	N/A

Price Cap Tariff Review Plan  
Manual Input of EUCL Rates - No PICC or MOU Rates

Total Jurisdiction  
(a)

0  
0

0

0.00  
0.00  
0.00

0.00  
0.00  
0.00

0  
0  
0  
0

0

Price Cap Tariff Review Plan  
 Calculation of Minimum & Maximum EU Rates

Total Jurisdiction (a)	No Zone / Zone A (b)	Zone B (c)	Zone C (d)	Zone D (e)	Other Zone * (f)
CAP2	N/A	N/A	N/A	N/A	N/A
CAP2	N/A	N/A	N/A	N/A	N/A
CAP2	N/A	N/A	N/A	N/A	N/A
CAP2	CAP2	CAP2	CAP2	CAP2	CAP2
N/A	CAP2	CAP2	CAP2	CAP2	CAP2
N/A	CAP2	CAP2	CAP2	CAP2	CAP2
CAP2	CAP2	CAP2	CAP2	CAP2	CAP2
CAP2	N/A	N/A	N/A	N/A	N/A
CAP2	N/A	N/A	N/A	N/A	N/A
CAP2	CAP2	CAP2	CAP2	CAP2	CAP2
CAP2	N/A	N/A	N/A	N/A	N/A
N/A	CAP2	CAP2	CAP2	CAP2	CAP2
CAP2	N/A	N/A	N/A	N/A	N/A
CAP2	N/A	N/A	N/A	N/A	N/A
CAP2	CAP2	CAP2	CAP2	CAP2	CAP2
CAP2	N/A	N/A	N/A	N/A	N/A
CAP2	N/A	N/A	N/A	N/A	N/A
CAP2	N/A	N/A	N/A	N/A	N/A
CAP2	N/A	N/A	N/A	N/A	N/A
CAP2	N/A	N/A	N/A	N/A	N/A
CAP2	N/A	N/A	N/A	N/A	N/A
N/A	CAP2	CAP2	CAP2	CAP2	CAP2
N/A	CAP2	CAP2	CAP2	CAP2	CAP2
N/A	CAP2	CAP2	CAP2	CAP2	CAP2
CAP2	CAP2	CAP2	CAP2	CAP2	CAP2
CAP2	CAP2	CAP2	CAP2	CAP2	CAP2
CAP2	CAP2	CAP2	CAP2	CAP2	CAP2
CAP2	CAP2	CAP2	CAP2	CAP2	CAP2
CAP2	N/A	N/A	N/A	N/A	N/A

Price Cap Tariff Review Plan  
 Allocation of Pool Revenues to MLB PICC & MLB EUCL

Total Jurisdiction (a)	No Zone / Zone A (b)	Zone B (c)	Zone C (d)	Zone D (e)	Other Zone * (f)
No Pooling	N/A	N/A	N/A	N/A	N/A
No Pooling	N/A	N/A	N/A	N/A	N/A
No Pooling	N/A	N/A	N/A	N/A	N/A
No Pooling	N/A	N/A	N/A	N/A	N/A
No Pooling	N/A	N/A	N/A	N/A	N/A
No Pooling	N/A	N/A	N/A	N/A	N/A
No Pooling	N/A	N/A	N/A	N/A	N/A
No Pooling	N/A	N/A	N/A	N/A	N/A
No Pooling	N/A	N/A	N/A	N/A	N/A
No Pooling	N/A	N/A	N/A	N/A	N/A
No Pooling	N/A	N/A	N/A	N/A	N/A
No Pooling	N/A	N/A	N/A	N/A	N/A
No Pooling	N/A	N/A	N/A	N/A	N/A
No Pooling	N/A	N/A	N/A	N/A	N/A
No Pooling	N/A	N/A	N/A	N/A	N/A
No Pooling	No Pooling	No Pooling	No Pooling	No Pooling	No Pooling
N/A	No Pooling	No Pooling	No Pooling	No Pooling	No Pooling
No Pooling	No Pooling	No Pooling	No Pooling	No Pooling	No Pooling
No Pooling	No Pooling	No Pooling	No Pooling	No Pooling	No Pooling
N/A	No Pooling	No Pooling	No Pooling	No Pooling	No Pooling
No Pooling	No Pooling	No Pooling	No Pooling	No Pooling	No Pooling
No Pooling	N/A	N/A	N/A	N/A	N/A

Price Cap Tariff Review Plan  
Verification of Recovered CMT Revenue

Total Jurisdiction  
(a)

0  
0

0  
0

0

0

0

0  
0

0

0

0

0

0  
0  
0







Price Cap Tariff Review Plan  
 Calculation of EUCL Limits, PICC Rate and CCL Rates

Total Jurisdiction (a)	No Zone / Zone A (b)	Zone B (c)	Zone C (d)	Zone D (e)	Other Zone * (f)
0	N/A	N/A	N/A	N/A	N/A
0	N/A	N/A	N/A	N/A	N/A
0	N/A	N/A	N/A	N/A	N/A
0	N/A	N/A	N/A	N/A	N/A
0	N/A	N/A	N/A	N/A	N/A
0	N/A	N/A	N/A	N/A	N/A
0	N/A	N/A	N/A	N/A	N/A
0	N/A	N/A	N/A	N/A	N/A
0	N/A	N/A	N/A	N/A	N/A
0	N/A	N/A	N/A	N/A	N/A
0	N/A	N/A	N/A	N/A	N/A
0	N/A	N/A	N/A	N/A	N/A
0	N/A	N/A	N/A	N/A	N/A
0.000000	N/A	N/A	N/A	N/A	N/A
0	N/A	N/A	N/A	N/A	N/A
0.000000	N/A	N/A	N/A	N/A	N/A
0.000000	N/A	N/A	N/A	N/A	N/A
0	N/A	N/A	N/A	N/A	N/A
0	N/A	N/A	N/A	N/A	N/A
0	N/A	N/A	N/A	N/A	N/A
0.000000	N/A	N/A	N/A	N/A	N/A
0.000000	N/A	N/A	N/A	N/A	N/A
0	N/A	N/A	N/A	N/A	N/A
0.000000	N/A	N/A	N/A	N/A	N/A
0.000000	N/A	N/A	N/A	N/A	N/A
0	N/A	N/A	N/A	N/A	N/A
0	N/A	N/A	N/A	N/A	N/A
0	N/A	N/A	N/A	N/A	N/A
YES	N/A	N/A	N/A	N/A	N/A
No	N/A	N/A	N/A	N/A	N/A
No	N/A	N/A	N/A	N/A	N/A
	N/A	N/A	N/A	N/A	N/A
	N/A	N/A	N/A	N/A	N/A
	N/A	N/A	N/A	N/A	N/A

Price Cap Tariff Review Plan  
Manual Input of EUCL Rates - No PICC or MOU Rates

Total Jurisdiction  
(a)

0  
0

0

0.00  
0.00  
0.00

0.00  
0.00  
0.00

0  
0  
0  
0

0

Price Cap Tariff Review Plan  
 Calculation of Minimum & Maximum EU Rates

	Total Jurisdiction (a)	No Zone / Zone A (b)	Zone B (c)	Zone C (d)	Zone D (e)	Other Zone * (f)
	0	N/A	N/A	N/A	N/A	N/A
	0	N/A	N/A	N/A	N/A	N/A
	0	N/A	N/A	N/A	N/A	N/A
	0	0	0	0	0	0
N/A		0.00	0.00	0.00	0.00	0.00
N/A		0.00	0.00	0.00	0.00	0.00
	0	0	0	0	0	0
	0	N/A	N/A	N/A	N/A	N/A
	0	N/A	N/A	N/A	N/A	N/A
	0	0	0	0	0	0
	0	N/A	N/A	N/A	N/A	N/A
N/A		0	0	0	0	0
	0	N/A	N/A	N/A	N/A	N/A
	0	N/A	N/A	N/A	N/A	N/A
	0	N/A	N/A	N/A	N/A	N/A
	0	0	0	0	0	0
	0	N/A	N/A	N/A	N/A	N/A
	0	N/A	N/A	N/A	N/A	N/A
	0	N/A	N/A	N/A	N/A	N/A
	0	N/A	N/A	N/A	N/A	N/A
N/A		0.00	0.00	0.00	0.00	0.00
N/A		0.00	0.00	0.00	0.00	0.00
N/A		0.00	0.00	0.00	0.00	0.00
	0	0	0	0	0	0
	0	0	0	0	0	0
	0	0	0	0	0	0
	0	0	0	0	0	0
	0	N/A	N/A	N/A	N/A	N/A

Price Cap Tariff Review Plan  
Allocation of Pool Revenues to MLB PICC & MLB EUCL

Total Jurisdiction (a)	No Zone / Zone A (b)	Zone B (c)	Zone C (d)	Zone D (e)	Other Zone * (f)
No Pooling	N/A	N/A	N/A	N/A	N/A
No Pooling	N/A	N/A	N/A	N/A	N/A
No Pooling	N/A	N/A	N/A	N/A	N/A
No Pooling	N/A	N/A	N/A	N/A	N/A
No Pooling	N/A	N/A	N/A	N/A	N/A
No Pooling	N/A	N/A	N/A	N/A	N/A
No Pooling	N/A	N/A	N/A	N/A	N/A
No Pooling	N/A	N/A	N/A	N/A	N/A
No Pooling	N/A	N/A	N/A	N/A	N/A
No Pooling	N/A	N/A	N/A	N/A	N/A
No Pooling	N/A	N/A	N/A	N/A	N/A
No Pooling	N/A	N/A	N/A	N/A	N/A
No Pooling	N/A	N/A	N/A	N/A	N/A
No Pooling	N/A	N/A	N/A	N/A	N/A
No Pooling	N/A	N/A	N/A	N/A	N/A
No Pooling	N/A	N/A	N/A	N/A	N/A
No Pooling	N/A	N/A	N/A	N/A	N/A
No Pooling	N/A	N/A	N/A	N/A	N/A
No Pooling	No Pooling	No Pooling	No Pooling	No Pooling	No Pooling
N/A	No Pooling	No Pooling	No Pooling	No Pooling	No Pooling
No Pooling	No Pooling	No Pooling	No Pooling	No Pooling	No Pooling
No Pooling	No Pooling	No Pooling	No Pooling	No Pooling	No Pooling
N/A	No Pooling	No Pooling	No Pooling	No Pooling	No Pooling
No Pooling	No Pooling	No Pooling	No Pooling	No Pooling	No Pooling
No Pooling	N/A	N/A	N/A	N/A	N/A

Price Cap Tariff Review Plan  
Verification of Recovered CMT Revenue

Total Jurisdiction  
(a)

0  
0

0  
0

0

0

0

0  
0

0

0

0

0

0  
0  
0





Price Cap Tariff Review Plan  
Calculation of EUCL Limits, PICC Rate and CCL Rates

Total Jurisdiction (a)	No Zone / Zone A (b)	Zone B (c)	Zone C (d)	Zone D (e)	Other Zone (f)
0	N/A	N/A	N/A	N/A	N/A
0	N/A	N/A	N/A	N/A	N/A
0	N/A	N/A	N/A	N/A	N/A
0	N/A	N/A	N/A	N/A	N/A
0	N/A	N/A	N/A	N/A	N/A
0	N/A	N/A	N/A	N/A	N/A
0	N/A	N/A	N/A	N/A	N/A
0	N/A	N/A	N/A	N/A	N/A
	0	N/A	N/A	N/A	N/A
Agg. Rate	N/A	N/A	N/A	N/A	N/A
Agg. Rate	N/A	N/A	N/A	N/A	N/A
Agg. Rate	N/A	N/A	N/A	N/A	N/A
Agg. Rate	N/A	N/A	N/A	N/A	N/A
Agg. Rate	N/A	N/A	N/A	N/A	N/A
Agg. Rate	N/A	N/A	N/A	N/A	N/A
Agg. Rate	N/A	N/A	N/A	N/A	N/A
Agg. Rate	N/A	N/A	N/A	N/A	N/A
Agg. Rate	N/A	N/A	N/A	N/A	N/A
Agg. Rate	N/A	N/A	N/A	N/A	N/A
Agg. Rate	N/A	N/A	N/A	N/A	N/A
Agg. Rate	N/A	N/A	N/A	N/A	N/A
Agg. Rate	N/A	N/A	N/A	N/A	N/A
Agg. Rate	N/A	N/A	N/A	N/A	N/A
Agg. Rate	N/A	N/A	N/A	N/A	N/A
YES	N/A	N/A	N/A	N/A	N/A
No	N/A	N/A	N/A	N/A	N/A
No	N/A	N/A	N/A	N/A	N/A
	N/A	N/A	N/A	N/A	N/A
	N/A	N/A	N/A	N/A	N/A
	N/A	N/A	N/A	N/A	N/A



Price Cap Tariff Review Plan  
Manual Input of EUCL Rates - No PICC or MOU Rates

Total Jurisdiction  
(a)

ok  
ok  
ok

Price Cap Tariff Review Plan  
 Calculation of Minimum & Maximum EU Rates

Total Jurisdiction (a)	No Zone / Zone A (b)	Zone B (c)	Zone C (d)	Zone D (e)	Other Zone (f)
	N/A	N/A	N/A	N/A	N/A
	N/A	N/A	N/A	N/A	N/A
	N/A	N/A	N/A	N/A	N/A
N/A					
N/A					
	N/A	N/A	N/A	N/A	N/A
	N/A	N/A	N/A	N/A	N/A
	N/A	N/A	N/A	N/A	N/A
N/A					
	N/A	N/A	N/A	N/A	N/A
	N/A	N/A	N/A	N/A	N/A
	N/A	N/A	N/A	N/A	N/A
	N/A	N/A	N/A	N/A	N/A
	N/A	N/A	N/A	N/A	N/A
N/A					
N/A					
N/A					
	N/A	N/A	N/A	N/A	N/A

Price Cap Tariff Review Plan  
 Allocation of Pool Revenues to MLB PICC & MLB EUCL

Total Jurisdiction (a)	No Zone / Zone A (b)	Zone B (c)	Zone C (d)	Zone D (e)	Other Zone (f)
	N/A	N/A	N/A	N/A	N/A
	N/A	N/A	N/A	N/A	N/A
	N/A	N/A	N/A	N/A	N/A
	N/A	N/A	N/A	N/A	N/A
	N/A	N/A	N/A	N/A	N/A
	N/A	N/A	N/A	N/A	N/A
	N/A	N/A	N/A	N/A	N/A
	N/A	N/A	N/A	N/A	N/A
	N/A	N/A	N/A	N/A	N/A
	N/A	N/A	N/A	N/A	N/A
	N/A	N/A	N/A	N/A	N/A
N/A					
N/A					
	N/A	N/A	N/A	N/A	N/A

Price Cap Tariff Review Plan  
Verification of Recovered CMT Revenue

Total Jurisdiction  
(a)

---

0  
0

0  
0

0

0

0

Agg.Rate 0

Agg.Rate

0

0 ok

0

0  
0  
0

LEC	FCC	Delta	Flag
-----	-----	-------	------

---

		0.00	*
		0.00	*
		0.00	*
		0.00	*
		0.00	*
		0.00	*

0	0	0	*
0	0	0	*
0	0	0	*
0 Agg.Rate		0	*
0 Agg.Rate		0	*
0	0	0	*
0	0	0	*
0	0	0	*
			*
			*









Price Cap Tariff Review Plan  
Manual Input of EUCL Rates - No PICC or MOU Rates

Total Jurisdiction  
(a)

ok  
ok  
ok

Price Cap Tariff Review Plan  
 Calculation of Minimum & Maximum EU Rates

Total Jurisdiction (a)	No Zone / Zone A (b)	Zone B (c)	Zone C (d)	Zone D (e)	Other Zone (f)
	N/A	N/A	N/A	N/A	N/A
	N/A	N/A	N/A	N/A	N/A
	N/A	N/A	N/A	N/A	N/A
N/A					
N/A					
	N/A	N/A	N/A	N/A	N/A
	N/A	N/A	N/A	N/A	N/A
	N/A	N/A	N/A	N/A	N/A
N/A					
	N/A	N/A	N/A	N/A	N/A
	N/A	N/A	N/A	N/A	N/A
	N/A	N/A	N/A	N/A	N/A
	N/A	N/A	N/A	N/A	N/A
	N/A	N/A	N/A	N/A	N/A
N/A					
N/A					
N/A					
	N/A	N/A	N/A	N/A	N/A

Price Cap Tariff Review Plan  
 Allocation of Pool Revenues to MLB PICC & MLB EUCL

Total Jurisdiction (a)	No Zone / Zone A (b)	Zone B (c)	Zone C (d)	Zone D (e)	Other Zone (f)
	N/A	N/A	N/A	N/A	N/A
	N/A	N/A	N/A	N/A	N/A
	N/A	N/A	N/A	N/A	N/A
	N/A	N/A	N/A	N/A	N/A
	N/A	N/A	N/A	N/A	N/A
	N/A	N/A	N/A	N/A	N/A
	N/A	N/A	N/A	N/A	N/A
	N/A	N/A	N/A	N/A	N/A
	N/A	N/A	N/A	N/A	N/A
	N/A	N/A	N/A	N/A	N/A
	N/A	N/A	N/A	N/A	N/A
	N/A	N/A	N/A	N/A	N/A
N/A					
N/A					
	N/A	N/A	N/A	N/A	N/A

Price Cap Tariff Review Plan  
Verification of Recovered CMT Revenue

Total Jurisdiction  
(a)

---

0  
0

0  
0

0

0

0

Agg.Rate 0

Agg.Rate

0

0 ok

0

0  
0  
0

LEC	FCC	Delta	Flag
-----	-----	-------	------

---

		0.00	*
		0.00	*
		0.00	*
		0.00	*
		0.00	*
		0.00	*

0	0	0	*
0	0	0	*
0	0	0	*
0 Agg.Rate		0	*
0 Agg.Rate		0	*
0	0	0	*
0	0	0	*
0	0	0	*
			*
			*



Price Cap Tariff Review Plan  
 Calculation of EUCL Limits, PICC Rate and CCL Rates

Total Jurisdiction (a)	No Zone / Zone A (b)	Zone B (c)	Zone C (d)	Zone D (e)	Other Zone * (f)
0	0	0	0	0	0
0	0	0	0	0	0
0	0	0	0	0	0
0	0	0	0	0	0
0	N/A	N/A	N/A	N/A	N/A
0	N/A	N/A	N/A	N/A	N/A
0	N/A	N/A	N/A	N/A	N/A
0	N/A	N/A	N/A	N/A	N/A
0	N/A	N/A	N/A	N/A	N/A
0	N/A	N/A	N/A	N/A	N/A
0	N/A	N/A	N/A	N/A	N/A
6.50	N/A	N/A	N/A	N/A	N/A
7.00	N/A	N/A	N/A	N/A	N/A
9.20	N/A	N/A	N/A	N/A	N/A
0.000000	N/A	N/A	N/A	N/A	N/A
0.000000	N/A	N/A	N/A	N/A	N/A
1.000000	N/A	N/A	N/A	N/A	N/A
0.000000	N/A	N/A	N/A	N/A	N/A

Price Cap Tariff Review Plan  
 Calculation of EUCL Limits, PICC Rate and CCL Rates

Total Jurisdiction (a)	No Zone / Zone A (b)	Zone B (c)	Zone C (d)	Zone D (e)	Other Zone * (f)
0	N/A	N/A	N/A	N/A	N/A
0	N/A	N/A	N/A	N/A	N/A
0	N/A	N/A	N/A	N/A	N/A
0	N/A	N/A	N/A	N/A	N/A
0	N/A	N/A	N/A	N/A	N/A
0	N/A	N/A	N/A	N/A	N/A
0	N/A	N/A	N/A	N/A	N/A
0	N/A	N/A	N/A	N/A	N/A
0	N/A	N/A	N/A	N/A	N/A
0	N/A	N/A	N/A	N/A	N/A
0	N/A	N/A	N/A	N/A	N/A
0.000000	N/A	N/A	N/A	N/A	N/A
0	N/A	N/A	N/A	N/A	N/A
0.000000	N/A	N/A	N/A	N/A	N/A
0.000000	N/A	N/A	N/A	N/A	N/A
0	N/A	N/A	N/A	N/A	N/A
0	N/A	N/A	N/A	N/A	N/A
0	N/A	N/A	N/A	N/A	N/A
0.000000	N/A	N/A	N/A	N/A	N/A
0.000000	N/A	N/A	N/A	N/A	N/A
0	N/A	N/A	N/A	N/A	N/A
0.000000	N/A	N/A	N/A	N/A	N/A
0.000000	N/A	N/A	N/A	N/A	N/A
0	N/A	N/A	N/A	N/A	N/A
0	N/A	N/A	N/A	N/A	N/A
0	N/A	N/A	N/A	N/A	N/A
Yes	N/A	N/A	N/A	N/A	N/A
No	N/A	N/A	N/A	N/A	N/A
No	N/A	N/A	N/A	N/A	N/A
	N/A	N/A	N/A	N/A	N/A
	N/A	N/A	N/A	N/A	N/A
	N/A	N/A	N/A	N/A	N/A



Price Cap Tariff Review Plan  
Manual Input of EUCL Rates - No PICC or MOU Rates

Total Jurisdiction  
(a)

0  
0

0

0.00  
0.00  
0.00

0.00  
0.00  
0.00

0  
0  
0  
0

0

Price Cap Tariff Review Plan  
Calculation of Minimum & Maximum EU Rates

Total Jurisdiction (a)	No Zone / Zone A (b)	Zone B (c)	Zone C (d)	Zone D (e)	Other Zone * (f)
CAP2	N/A	N/A	N/A	N/A	N/A
CAP2	N/A	N/A	N/A	N/A	N/A
CAP2	N/A	N/A	N/A	N/A	N/A
CAP2	CAP2	CAP2	CAP2	CAP2	CAP2
N/A	CAP2	CAP2	CAP2	CAP2	CAP2
N/A	CAP2	CAP2	CAP2	CAP2	CAP2
CAP2	CAP2	CAP2	CAP2	CAP2	CAP2
CAP2	N/A	N/A	N/A	N/A	N/A
CAP2	N/A	N/A	N/A	N/A	N/A
CAP2	CAP2	CAP2	CAP2	CAP2	CAP2
CAP2	N/A	N/A	N/A	N/A	N/A
N/A	CAP2	CAP2	CAP2	CAP2	CAP2
CAP2	N/A	N/A	N/A	N/A	N/A
CAP2	N/A	N/A	N/A	N/A	N/A
CAP2	CAP2	CAP2	CAP2	CAP2	CAP2
CAP2	N/A	N/A	N/A	N/A	N/A
CAP2	N/A	N/A	N/A	N/A	N/A
CAP2	N/A	N/A	N/A	N/A	N/A
CAP2	N/A	N/A	N/A	N/A	N/A
CAP2	N/A	N/A	N/A	N/A	N/A
CAP2	N/A	N/A	N/A	N/A	N/A
CAP2	CAP2	CAP2	CAP2	CAP2	CAP2
N/A	CAP2	CAP2	CAP2	CAP2	CAP2
N/A	CAP2	CAP2	CAP2	CAP2	CAP2
N/A	CAP2	CAP2	CAP2	CAP2	CAP2
CAP2	CAP2	CAP2	CAP2	CAP2	CAP2
CAP2	CAP2	CAP2	CAP2	CAP2	CAP2
CAP2	CAP2	CAP2	CAP2	CAP2	CAP2
CAP2	CAP2	CAP2	CAP2	CAP2	CAP2
CAP2	N/A	N/A	N/A	N/A	N/A

Price Cap Tariff Review Plan  
Allocation of Pool Revenues to MLB PICC & MLB EUCL

Total Jurisdiction (a)	No Zone / Zone A (b)	Zone B (c)	Zone C (d)	Zone D (e)	Other Zone * (f)
No Pooling	N/A	N/A	N/A	N/A	N/A
No Pooling	N/A	N/A	N/A	N/A	N/A
No Pooling	N/A	N/A	N/A	N/A	N/A
No Pooling	N/A	N/A	N/A	N/A	N/A
No Pooling	N/A	N/A	N/A	N/A	N/A
No Pooling	N/A	N/A	N/A	N/A	N/A
No Pooling	N/A	N/A	N/A	N/A	N/A
No Pooling	N/A	N/A	N/A	N/A	N/A
No Pooling	N/A	N/A	N/A	N/A	N/A
No Pooling	N/A	N/A	N/A	N/A	N/A
No Pooling	N/A	N/A	N/A	N/A	N/A
No Pooling	N/A	N/A	N/A	N/A	N/A
No Pooling	N/A	N/A	N/A	N/A	N/A
No Pooling	N/A	N/A	N/A	N/A	N/A
No Pooling	N/A	N/A	N/A	N/A	N/A
No Pooling	N/A	N/A	N/A	N/A	N/A
No Pooling	N/A	N/A	N/A	N/A	N/A
No Pooling	N/A	N/A	N/A	N/A	N/A
No Pooling	No Pooling	No Pooling	No Pooling	No Pooling	No Pooling
N/A	No Pooling	No Pooling	No Pooling	No Pooling	No Pooling
No Pooling	No Pooling	No Pooling	No Pooling	No Pooling	No Pooling
No Pooling	No Pooling	No Pooling	No Pooling	No Pooling	No Pooling
N/A	No Pooling	No Pooling	No Pooling	No Pooling	No Pooling
No Pooling	No Pooling	No Pooling	No Pooling	No Pooling	No Pooling
No Pooling	N/A	N/A	N/A	N/A	N/A

Price Cap Tariff Review Plan  
Verification of Recovered CMT Revenue

Total Jurisdiction  
(a)

0  
0

0  
0

0

0

0

0  
0

0

0

0

0

0  
0  
0



Price Cap Tariff Review Plan  
 Calculation of EUCL Limits, PICC Rate and CCL Rates

Total Jurisdiction (a)	No Zone / Zone A (b)	Zone B (c)	Zone C (d)	Zone D (e)	Other Zone * (f)
0	0	0	0	0	0
0	0	0	0	0	0
0	0	0	0	0	0
0	0	0	0	0	0
0	N/A	N/A	N/A	N/A	N/A
0	N/A	N/A	N/A	N/A	N/A
0	N/A	N/A	N/A	N/A	N/A
0	N/A	N/A	N/A	N/A	N/A
0	N/A	N/A	N/A	N/A	N/A
0	N/A	N/A	N/A	N/A	N/A
0	N/A	N/A	N/A	N/A	N/A
6.50	N/A	N/A	N/A	N/A	N/A
7.00	N/A	N/A	N/A	N/A	N/A
9.20	N/A	N/A	N/A	N/A	N/A
0.000000	N/A	N/A	N/A	N/A	N/A
0.000000	N/A	N/A	N/A	N/A	N/A
0.000000	N/A	N/A	N/A	N/A	N/A
0.000000	N/A	N/A	N/A	N/A	N/A

Price Cap Tariff Review Plan  
Calculation of EUCL Limits, PICC Rate and CCL Rates

Total Jurisdiction (a)	No Zone / Zone A (b)	Zone B (c)	Zone C (d)	Zone D (e)	Other Zone * (f)
0	N/A	N/A	N/A	N/A	N/A
0	N/A	N/A	N/A	N/A	N/A
0	N/A	N/A	N/A	N/A	N/A
0	N/A	N/A	N/A	N/A	N/A
0	N/A	N/A	N/A	N/A	N/A
0	N/A	N/A	N/A	N/A	N/A
0	N/A	N/A	N/A	N/A	N/A
0	N/A	N/A	N/A	N/A	N/A
0	N/A	N/A	N/A	N/A	N/A
0.000000	N/A	N/A	N/A	N/A	N/A
0	N/A	N/A	N/A	N/A	N/A
0.000000	N/A	N/A	N/A	N/A	N/A
0.000000	N/A	N/A	N/A	N/A	N/A
0	N/A	N/A	N/A	N/A	N/A
0	N/A	N/A	N/A	N/A	N/A
0	N/A	N/A	N/A	N/A	N/A
0.000000	N/A	N/A	N/A	N/A	N/A
0.000000	N/A	N/A	N/A	N/A	N/A
0	N/A	N/A	N/A	N/A	N/A
0.000000	N/A	N/A	N/A	N/A	N/A
0.000000	N/A	N/A	N/A	N/A	N/A
0	N/A	N/A	N/A	N/A	N/A
0	N/A	N/A	N/A	N/A	N/A
0	N/A	N/A	N/A	N/A	N/A
YES	N/A	N/A	N/A	N/A	N/A
No	N/A	N/A	N/A	N/A	N/A
No	N/A	N/A	N/A	N/A	N/A
	N/A	N/A	N/A	N/A	N/A
	N/A	N/A	N/A	N/A	N/A
	N/A	N/A	N/A	N/A	N/A

Price Cap Tariff Review Plan  
Manual Input of EUCL Rates - No PICC or MOU Rates

Total Jurisdiction  
(a)

0  
0

0

0.00  
0.00  
0.00

0.00  
0.00  
0.00

0  
0  
0  
0

0



Price Cap Tariff Review Plan  
 Calculation of Minimum & Maximum EU Rates

	Total Jurisdiction (a)	No Zone / Zone A (b)	Zone B (c)	Zone C (d)	Zone D (e)	Other Zone * (f)
	0	N/A	N/A	N/A	N/A	N/A
	0	N/A	N/A	N/A	N/A	N/A
	0	N/A	N/A	N/A	N/A	N/A
	0	0	0	0	0	0
N/A		0.00	0.00	0.00	0.00	0.00
N/A		0.00	0.00	0.00	0.00	0.00
	0	0	0	0	0	0
	0	N/A	N/A	N/A	N/A	N/A
	0	N/A	N/A	N/A	N/A	N/A
	0	0	0	0	0	0
	0	N/A	N/A	N/A	N/A	N/A
N/A		0	0	0	0	0
	0	N/A	N/A	N/A	N/A	N/A
	0	N/A	N/A	N/A	N/A	N/A
	0	N/A	N/A	N/A	N/A	N/A
	0	0	0	0	0	0
	0	N/A	N/A	N/A	N/A	N/A
	0	N/A	N/A	N/A	N/A	N/A
	0	N/A	N/A	N/A	N/A	N/A
	0	N/A	N/A	N/A	N/A	N/A
N/A		0.00	0.00	0.00	0.00	0.00
N/A		0.00	0.00	0.00	0.00	0.00
N/A		0.00	0.00	0.00	0.00	0.00
	0	0	0	0	0	0
	0	0	0	0	0	0
	0	0	0	0	0	0
	0	0	0	0	0	0
	0	N/A	N/A	N/A	N/A	N/A

Price Cap Tariff Review Plan  
Allocation of Pool Revenues to MLB PICC & MLB EUCL

Total Jurisdiction (a)	No Zone / Zone A (b)	Zone B (c)	Zone C (d)	Zone D (e)	Other Zone * (f)
No Pooling	N/A	N/A	N/A	N/A	N/A
No Pooling	N/A	N/A	N/A	N/A	N/A
No Pooling	N/A	N/A	N/A	N/A	N/A
No Pooling	N/A	N/A	N/A	N/A	N/A
No Pooling	N/A	N/A	N/A	N/A	N/A
No Pooling	N/A	N/A	N/A	N/A	N/A
No Pooling	N/A	N/A	N/A	N/A	N/A
No Pooling	N/A	N/A	N/A	N/A	N/A
No Pooling	N/A	N/A	N/A	N/A	N/A
No Pooling	N/A	N/A	N/A	N/A	N/A
No Pooling	N/A	N/A	N/A	N/A	N/A
No Pooling	N/A	N/A	N/A	N/A	N/A
No Pooling	N/A	N/A	N/A	N/A	N/A
No Pooling	N/A	N/A	N/A	N/A	N/A
No Pooling	N/A	N/A	N/A	N/A	N/A
No Pooling	N/A	N/A	N/A	N/A	N/A
No Pooling	N/A	N/A	N/A	N/A	N/A
No Pooling	N/A	N/A	N/A	N/A	N/A
No Pooling	No Pooling	No Pooling	No Pooling	No Pooling	No Pooling
N/A	No Pooling	No Pooling	No Pooling	No Pooling	No Pooling
No Pooling	No Pooling	No Pooling	No Pooling	No Pooling	No Pooling
No Pooling	No Pooling	No Pooling	No Pooling	No Pooling	No Pooling
N/A	No Pooling	No Pooling	No Pooling	No Pooling	No Pooling
No Pooling	No Pooling	No Pooling	No Pooling	No Pooling	No Pooling
No Pooling	N/A	N/A	N/A	N/A	N/A

Price Cap Tariff Review Plan  
Verification of Recovered CMT Revenue

Total Jurisdiction  
(a)

0  
0

0  
0

0

0

0

0  
0

0

0

0

0

0  
0  
0



Price Cap Tariff Review Plan  
 Calculation of EUCL Limits, PICC Rate and CCL Rates

Total Jurisdiction (a)	No Zone / Zone A (b)	Zone B (c)	Zone C (d)	Zone D (e)	Other Zone (f)
0	0	0	0	0	0
0	0	0	0	0	0
0	0	0	0	0	0
0	0	0	0	0	0
0	N/A	N/A	N/A	N/A	N/A
0	N/A	N/A	N/A	N/A	N/A
0	N/A	N/A	N/A	N/A	N/A
0	N/A	N/A	N/A	N/A	N/A
0	N/A	N/A	N/A	N/A	N/A
0	N/A	N/A	N/A	N/A	N/A
0	N/A	N/A	N/A	N/A	N/A
0	N/A	N/A	N/A	N/A	N/A
6.50	N/A	N/A	N/A	N/A	N/A
7.00	N/A	N/A	N/A	N/A	N/A
9.20	N/A	N/A	N/A	N/A	N/A
0.000000	N/A	N/A	N/A	N/A	N/A
0.000000	N/A	N/A	N/A	N/A	N/A
0.000000	N/A	N/A	N/A	N/A	N/A
0.000000	N/A	N/A	N/A	N/A	N/A



Price Cap Tariff Review Plan  
Manual Input of EUCL Rates - No PICC or MOU Rates

Total Jurisdiction  
(a)

ok  
ok  
ok

Price Cap Tariff Review Plan  
 Calculation of Minimum & Maximum EU Rates

Total Jurisdiction (a)	No Zone / Zone A (b)	Zone B (c)	Zone C (d)	Zone D (e)	Other Zone (f)
	N/A	N/A	N/A	N/A	N/A
	N/A	N/A	N/A	N/A	N/A
	N/A	N/A	N/A	N/A	N/A
N/A					
N/A					
	N/A	N/A	N/A	N/A	N/A
	N/A	N/A	N/A	N/A	N/A
	N/A	N/A	N/A	N/A	N/A
N/A					
	N/A	N/A	N/A	N/A	N/A
	N/A	N/A	N/A	N/A	N/A
	N/A	N/A	N/A	N/A	N/A
	N/A	N/A	N/A	N/A	N/A
	N/A	N/A	N/A	N/A	N/A
N/A					
N/A					
N/A					
	N/A	N/A	N/A	N/A	N/A



Price Cap Tariff Review Plan  
 Allocation of Pool Revenues to MLB PICC & MLB EUCL

Total Jurisdiction (a)	No Zone / Zone A (b)	Zone B (c)	Zone C (d)	Zone D (e)	Other Zone (f)
	N/A	N/A	N/A	N/A	N/A
	N/A	N/A	N/A	N/A	N/A
	N/A	N/A	N/A	N/A	N/A
	N/A	N/A	N/A	N/A	N/A
	N/A	N/A	N/A	N/A	N/A
	N/A	N/A	N/A	N/A	N/A
	N/A	N/A	N/A	N/A	N/A
	N/A	N/A	N/A	N/A	N/A
	N/A	N/A	N/A	N/A	N/A
	N/A	N/A	N/A	N/A	N/A
	N/A	N/A	N/A	N/A	N/A
N/A					
N/A					
	N/A	N/A	N/A	N/A	N/A

Price Cap Tariff Review Plan  
Verification of Recovered CMT Revenue

Total Jurisdiction  
(a)

---

0  
0

0  
0

0

0

0

Agg.Rate 0

Agg.Rate

0

0 ok

0

0  
0

LEC	FCC	Delta	Flag
-----	-----	-------	------

---

		0.00	*
		0.00	*
		0.00	*
		0.00	*
		0.00	*
		0.00	*

0	0	0	*
0	0	0	*
0	0	0	*
0 Agg.Rate		0	*
0 Agg.Rate		0	*
0	0	0	*
0	0	0	*
0	0	0	*
			*
			*



Price Cap Tariff Review Plan  
 Calculation of EUCL Limits, PICC Rate and CCL Rates

Total Jurisdiction (a)	No Zone / Zone A (b)	Zone B (c)	Zone C (d)	Zone D (e)	Other Zone (f)
0	0	0	0	0	0
0	0	0	0	0	0
0	0	0	0	0	0
0	0	0	0	0	0
0	N/A	N/A	N/A	N/A	N/A
0	N/A	N/A	N/A	N/A	N/A
0	N/A	N/A	N/A	N/A	N/A
0	N/A	N/A	N/A	N/A	N/A
0	N/A	N/A	N/A	N/A	N/A
0	N/A	N/A	N/A	N/A	N/A
0	N/A	N/A	N/A	N/A	N/A
6.50	N/A	N/A	N/A	N/A	N/A
7.00	N/A	N/A	N/A	N/A	N/A
9.20	N/A	N/A	N/A	N/A	N/A
0.000000	N/A	N/A	N/A	N/A	N/A
0.000000	N/A	N/A	N/A	N/A	N/A
0.0000	N/A	N/A	N/A	N/A	N/A
0.000000	N/A	N/A	N/A	N/A	N/A



Price Cap Tariff Review Plan  
Manual Input of EUCL Rates - No PICC or MOU Rates

Total Jurisdiction  
(a)

ok  
ok  
ok

Price Cap Tariff Review Plan  
 Calculation of Minimum & Maximum EU Rates

Total Jurisdiction (a)	No Zone / Zone A (b)	Zone B (c)	Zone C (d)	Zone D (e)	Other Zone (f)
	N/A	N/A	N/A	N/A	N/A
	N/A	N/A	N/A	N/A	N/A
	N/A	N/A	N/A	N/A	N/A
N/A					
N/A					
	N/A	N/A	N/A	N/A	N/A
	N/A	N/A	N/A	N/A	N/A
	N/A	N/A	N/A	N/A	N/A
N/A					
	N/A	N/A	N/A	N/A	N/A
	N/A	N/A	N/A	N/A	N/A
	N/A	N/A	N/A	N/A	N/A
	N/A	N/A	N/A	N/A	N/A
	N/A	N/A	N/A	N/A	N/A
N/A					
N/A					
N/A					
	N/A	N/A	N/A	N/A	N/A



Price Cap Tariff Review Plan  
 Allocation of Pool Revenues to MLB PICC & MLB EUCL

Total Jurisdiction (a)	No Zone / Zone A (b)	Zone B (c)	Zone C (d)	Zone D (e)	Other Zone (f)
	N/A	N/A	N/A	N/A	N/A
	N/A	N/A	N/A	N/A	N/A
	N/A	N/A	N/A	N/A	N/A
	N/A	N/A	N/A	N/A	N/A
	N/A	N/A	N/A	N/A	N/A
	N/A	N/A	N/A	N/A	N/A
	N/A	N/A	N/A	N/A	N/A
	N/A	N/A	N/A	N/A	N/A
	N/A	N/A	N/A	N/A	N/A
	N/A	N/A	N/A	N/A	N/A
	N/A	N/A	N/A	N/A	N/A
N/A					
N/A					
	N/A	N/A	N/A	N/A	N/A

Price Cap Tariff Review Plan  
Verification of Recovered CMT Revenue

Total Jurisdiction  
(a)

---

0  
0

0  
0

0

0

0

Agg.Rate 0

Agg.Rate  
0

0 ok

0  
0  
0

LEC	FCC	Delta	Flag
-----	-----	-------	------

---

		0.00	*
		0.00	*
		0.00	*
		0.00	*
		0.00	*
		0.00	*

0	0	0	*
0	0	0	*
0	0	0	*
0 Agg.Rate		0	*
0 Agg.Rate		0	*
0	0	0	*
0	0	0	*
0	0	0	*
			*
			*



Price Cap Tariff Review Plan  
 Calculation of EUCL Limits, PICC Rate and CCL Rates

Total Jurisdiction (a)	No Zone / Zone A (b)	Zone B (c)	Zone C (d)	Zone D (e)	Other Zone * (f)
0	0	0	0	0	0
0	0	0	0	0	0
0	0	0	0	0	0
0	0	0	0	0	0
0	N/A	N/A	N/A	N/A	N/A
0	N/A	N/A	N/A	N/A	N/A
0	N/A	N/A	N/A	N/A	N/A
0	N/A	N/A	N/A	N/A	N/A
0	N/A	N/A	N/A	N/A	N/A
0	N/A	N/A	N/A	N/A	N/A
0	N/A	N/A	N/A	N/A	N/A
6.50	N/A	N/A	N/A	N/A	N/A
7.00	N/A	N/A	N/A	N/A	N/A
9.20	N/A	N/A	N/A	N/A	N/A
0.000000	N/A	N/A	N/A	N/A	N/A
0.000000	N/A	N/A	N/A	N/A	N/A
1.000000	N/A	N/A	N/A	N/A	N/A
0.000000	N/A	N/A	N/A	N/A	N/A

Price Cap Tariff Review Plan  
 Calculation of EUCL Limits, PICC Rate and CCL Rates

Total Jurisdiction (a)	No Zone / Zone A (b)	Zone B (c)	Zone C (d)	Zone D (e)	Other Zone * (f)
0	N/A	N/A	N/A	N/A	N/A
0	N/A	N/A	N/A	N/A	N/A
0	N/A	N/A	N/A	N/A	N/A
0	N/A	N/A	N/A	N/A	N/A
0	N/A	N/A	N/A	N/A	N/A
0	N/A	N/A	N/A	N/A	N/A
0	N/A	N/A	N/A	N/A	N/A
0	N/A	N/A	N/A	N/A	N/A
0	N/A	N/A	N/A	N/A	N/A
0	N/A	N/A	N/A	N/A	N/A
0	N/A	N/A	N/A	N/A	N/A
0.000000	N/A	N/A	N/A	N/A	N/A
0	N/A	N/A	N/A	N/A	N/A
0.000000	N/A	N/A	N/A	N/A	N/A
0.000000	N/A	N/A	N/A	N/A	N/A
0	N/A	N/A	N/A	N/A	N/A
0	N/A	N/A	N/A	N/A	N/A
0	N/A	N/A	N/A	N/A	N/A
0.000000	N/A	N/A	N/A	N/A	N/A
0.000000	N/A	N/A	N/A	N/A	N/A
0	N/A	N/A	N/A	N/A	N/A
0.000000	N/A	N/A	N/A	N/A	N/A
0.000000	N/A	N/A	N/A	N/A	N/A
0	N/A	N/A	N/A	N/A	N/A
0	N/A	N/A	N/A	N/A	N/A
0	N/A	N/A	N/A	N/A	N/A
Yes	N/A	N/A	N/A	N/A	N/A
No	N/A	N/A	N/A	N/A	N/A
No	N/A	N/A	N/A	N/A	N/A
	N/A	N/A	N/A	N/A	N/A
	N/A	N/A	N/A	N/A	N/A
	N/A	N/A	N/A	N/A	N/A

Price Cap Tariff Review Plan  
Manual Input of EUCL Rates - No PICC or MOU Rates

Total Jurisdiction  
(a)

0  
0

0

0.00  
0.00  
0.00

0.00  
0.00  
0.00

0  
0  
0  
0

0

Price Cap Tariff Review Plan  
 Calculation of Minimum & Maximum EU Rates

Total Jurisdiction (a)	No Zone / Zone A (b)	Zone B (c)	Zone C (d)	Zone D (e)	Other Zone * (f)
CAP2	N/A	N/A	N/A	N/A	N/A
CAP2	N/A	N/A	N/A	N/A	N/A
CAP2	N/A	N/A	N/A	N/A	N/A
CAP2	CAP2	CAP2	CAP2	CAP2	CAP2
N/A	CAP2	CAP2	CAP2	CAP2	CAP2
N/A	CAP2	CAP2	CAP2	CAP2	CAP2
CAP2	CAP2	CAP2	CAP2	CAP2	CAP2
CAP2	N/A	N/A	N/A	N/A	N/A
CAP2	N/A	N/A	N/A	N/A	N/A
CAP2	CAP2	CAP2	CAP2	CAP2	CAP2
CAP2	N/A	N/A	N/A	N/A	N/A
N/A	CAP2	CAP2	CAP2	CAP2	CAP2
CAP2	N/A	N/A	N/A	N/A	N/A
CAP2	N/A	N/A	N/A	N/A	N/A
CAP2	CAP2	CAP2	CAP2	CAP2	CAP2
CAP2	N/A	N/A	N/A	N/A	N/A
CAP2	N/A	N/A	N/A	N/A	N/A
CAP2	N/A	N/A	N/A	N/A	N/A
CAP2	CAP2	CAP2	CAP2	CAP2	CAP2
N/A	CAP2	CAP2	CAP2	CAP2	CAP2
N/A	CAP2	CAP2	CAP2	CAP2	CAP2
N/A	CAP2	CAP2	CAP2	CAP2	CAP2
CAP2	CAP2	CAP2	CAP2	CAP2	CAP2
CAP2	CAP2	CAP2	CAP2	CAP2	CAP2
CAP2	CAP2	CAP2	CAP2	CAP2	CAP2
CAP2	CAP2	CAP2	CAP2	CAP2	CAP2
CAP2	N/A	N/A	N/A	N/A	N/A



Price Cap Tariff Review Plan  
Allocation of Pool Revenues to MLB PICC & MLB EUCL

Total Jurisdiction (a)	No Zone / Zone A (b)	Zone B (c)	Zone C (d)	Zone D (e)	Other Zone * (f)
No Pooling	N/A	N/A	N/A	N/A	N/A
No Pooling	N/A	N/A	N/A	N/A	N/A
No Pooling	N/A	N/A	N/A	N/A	N/A
No Pooling	N/A	N/A	N/A	N/A	N/A
No Pooling	N/A	N/A	N/A	N/A	N/A
No Pooling	N/A	N/A	N/A	N/A	N/A
No Pooling	N/A	N/A	N/A	N/A	N/A
No Pooling	N/A	N/A	N/A	N/A	N/A
No Pooling	N/A	N/A	N/A	N/A	N/A
No Pooling	N/A	N/A	N/A	N/A	N/A
No Pooling	N/A	N/A	N/A	N/A	N/A
No Pooling	N/A	N/A	N/A	N/A	N/A
No Pooling	N/A	N/A	N/A	N/A	N/A
No Pooling	N/A	N/A	N/A	N/A	N/A
No Pooling	N/A	N/A	N/A	N/A	N/A
No Pooling	No Pooling	No Pooling	No Pooling	No Pooling	No Pooling
N/A	No Pooling	No Pooling	No Pooling	No Pooling	No Pooling
No Pooling	No Pooling	No Pooling	No Pooling	No Pooling	No Pooling
No Pooling	No Pooling	No Pooling	No Pooling	No Pooling	No Pooling
N/A	No Pooling	No Pooling	No Pooling	No Pooling	No Pooling
No Pooling	No Pooling	No Pooling	No Pooling	No Pooling	No Pooling
No Pooling	N/A	N/A	N/A	N/A	N/A

Price Cap Tariff Review Plan  
Verification of Recovered CMT Revenue

Total Jurisdiction  
(a)

0  
0

0  
0

0

0

0

0  
0

0

0

0

0

0  
0  
0



Price Cap Tariff Review Plan  
 Calculation of EUCL Limits, PICC Rate and CCL Rates

Total Jurisdiction (a)	No Zone / Zone A (b)	Zone B (c)	Zone C (d)	Zone D (e)	Other Zone * (f)
0	0	0	0	0	0
0	0	0	0	0	0
0	0	0	0	0	0
0	0	0	0	0	0
0	N/A	N/A	N/A	N/A	N/A
0	N/A	N/A	N/A	N/A	N/A
0	N/A	N/A	N/A	N/A	N/A
0	N/A	N/A	N/A	N/A	N/A
0	N/A	N/A	N/A	N/A	N/A
0	N/A	N/A	N/A	N/A	N/A
0	N/A	N/A	N/A	N/A	N/A
0	N/A	N/A	N/A	N/A	N/A
6.50	N/A	N/A	N/A	N/A	N/A
7.00	N/A	N/A	N/A	N/A	N/A
9.20	N/A	N/A	N/A	N/A	N/A
0.000000	N/A	N/A	N/A	N/A	N/A
0.000000	N/A	N/A	N/A	N/A	N/A
0.000000	N/A	N/A	N/A	N/A	N/A
0.000000	N/A	N/A	N/A	N/A	N/A

Price Cap Tariff Review Plan  
 Calculation of EUCL Limits, PICC Rate and CCL Rates

Total Jurisdiction (a)	No Zone / Zone A (b)	Zone B (c)	Zone C (d)	Zone D (e)	Other Zone * (f)
0	N/A	N/A	N/A	N/A	N/A
0	N/A	N/A	N/A	N/A	N/A
0	N/A	N/A	N/A	N/A	N/A
0	N/A	N/A	N/A	N/A	N/A
0	N/A	N/A	N/A	N/A	N/A
0	N/A	N/A	N/A	N/A	N/A
0	N/A	N/A	N/A	N/A	N/A
0	N/A	N/A	N/A	N/A	N/A
0	N/A	N/A	N/A	N/A	N/A
0	N/A	N/A	N/A	N/A	N/A
0	N/A	N/A	N/A	N/A	N/A
0.000000	N/A	N/A	N/A	N/A	N/A
0	N/A	N/A	N/A	N/A	N/A
0.000000	N/A	N/A	N/A	N/A	N/A
0.000000	N/A	N/A	N/A	N/A	N/A
0	N/A	N/A	N/A	N/A	N/A
0	N/A	N/A	N/A	N/A	N/A
0	N/A	N/A	N/A	N/A	N/A
0.000000	N/A	N/A	N/A	N/A	N/A
0.000000	N/A	N/A	N/A	N/A	N/A
0	N/A	N/A	N/A	N/A	N/A
0.000000	N/A	N/A	N/A	N/A	N/A
0.000000	N/A	N/A	N/A	N/A	N/A
0	N/A	N/A	N/A	N/A	N/A
0	N/A	N/A	N/A	N/A	N/A
0	N/A	N/A	N/A	N/A	N/A
YES	N/A	N/A	N/A	N/A	N/A
No	N/A	N/A	N/A	N/A	N/A
No	N/A	N/A	N/A	N/A	N/A
No	N/A	N/A	N/A	N/A	N/A
	N/A	N/A	N/A	N/A	N/A
	N/A	N/A	N/A	N/A	N/A
	N/A	N/A	N/A	N/A	N/A

Price Cap Tariff Review Plan  
Manual Input of EUCL Rates - No PICC or MOU Rates

Total Jurisdiction  
(a)

0  
0

0

0.00  
0.00  
0.00

0.00  
0.00  
0.00

0  
0  
0  
0

0

Price Cap Tariff Review Plan  
 Calculation of Minimum & Maximum EU Rates

	Total Jurisdiction (a)	No Zone / Zone A (b)	Zone B (c)	Zone C (d)	Zone D (e)	Other Zone * (f)
	0	N/A	N/A	N/A	N/A	N/A
	0	N/A	N/A	N/A	N/A	N/A
	0	N/A	N/A	N/A	N/A	N/A
	0	0	0	0	0	0
N/A		0.00	0.00	0.00	0.00	0.00
N/A		0.00	0.00	0.00	0.00	0.00
	0	0	0	0	0	0
	0	N/A	N/A	N/A	N/A	N/A
	0	N/A	N/A	N/A	N/A	N/A
	0	0	0	0	0	0
	0	N/A	N/A	N/A	N/A	N/A
N/A		0	0	0	0	0
	0	N/A	N/A	N/A	N/A	N/A
	0	N/A	N/A	N/A	N/A	N/A
	0	N/A	N/A	N/A	N/A	N/A
	0	0	0	0	0	0
	0	N/A	N/A	N/A	N/A	N/A
	0	N/A	N/A	N/A	N/A	N/A
	0	N/A	N/A	N/A	N/A	N/A
	0	N/A	N/A	N/A	N/A	N/A
N/A		0.00	0.00	0.00	0.00	0.00
N/A		0.00	0.00	0.00	0.00	0.00
N/A		0.00	0.00	0.00	0.00	0.00
	0	0	0	0	0	0
	0	0	0	0	0	0
	0	0	0	0	0	0
	0	0	0	0	0	0
	0	N/A	N/A	N/A	N/A	N/A

Price Cap Tariff Review Plan  
Allocation of Pool Revenues to MLB PICC & MLB EUCL

Total Jurisdiction (a)	No Zone / Zone A (b)	Zone B (c)	Zone C (d)	Zone D (e)	Other Zone * (f)
No Pooling	N/A	N/A	N/A	N/A	N/A
No Pooling	N/A	N/A	N/A	N/A	N/A
No Pooling	N/A	N/A	N/A	N/A	N/A
No Pooling	N/A	N/A	N/A	N/A	N/A
No Pooling	N/A	N/A	N/A	N/A	N/A
No Pooling	N/A	N/A	N/A	N/A	N/A
No Pooling	N/A	N/A	N/A	N/A	N/A
No Pooling	N/A	N/A	N/A	N/A	N/A
No Pooling	N/A	N/A	N/A	N/A	N/A
No Pooling	N/A	N/A	N/A	N/A	N/A
No Pooling	N/A	N/A	N/A	N/A	N/A
No Pooling	N/A	N/A	N/A	N/A	N/A
No Pooling	N/A	N/A	N/A	N/A	N/A
No Pooling	N/A	N/A	N/A	N/A	N/A
No Pooling	N/A	N/A	N/A	N/A	N/A
No Pooling	N/A	N/A	N/A	N/A	N/A
No Pooling	N/A	N/A	N/A	N/A	N/A
No Pooling	N/A	N/A	N/A	N/A	N/A
No Pooling	No Pooling	No Pooling	No Pooling	No Pooling	No Pooling
N/A	No Pooling	No Pooling	No Pooling	No Pooling	No Pooling
No Pooling	No Pooling	No Pooling	No Pooling	No Pooling	No Pooling
No Pooling	No Pooling	No Pooling	No Pooling	No Pooling	No Pooling
N/A	No Pooling	No Pooling	No Pooling	No Pooling	No Pooling
No Pooling	No Pooling	No Pooling	No Pooling	No Pooling	No Pooling
No Pooling	N/A	N/A	N/A	N/A	N/A



Price Cap Tariff Review Plan  
Verification of Recovered CMT Revenue

Total Jurisdiction  
(a)

0  
0

0  
0

0

0

0

0  
0

0

0

0

0

0  
0  
0



Price Cap Tariff Review Plan  
 Calculation of EUCL Limits, PICC Rate and CCL Rates

Total Jurisdiction (a)	No Zone / Zone A (b)	Zone B (c)	Zone C (d)	Zone D (e)	Other Zone (f)
0	0	0	0	0	0
0	0	0	0	0	0
0	0	0	0	0	0
0	0	0	0	0	0
0	N/A	N/A	N/A	N/A	N/A
0	N/A	N/A	N/A	N/A	N/A
0	N/A	N/A	N/A	N/A	N/A
0	N/A	N/A	N/A	N/A	N/A
0	N/A	N/A	N/A	N/A	N/A
0	N/A	N/A	N/A	N/A	N/A
0	N/A	N/A	N/A	N/A	N/A
6.50	N/A	N/A	N/A	N/A	N/A
7.00	N/A	N/A	N/A	N/A	N/A
9.20	N/A	N/A	N/A	N/A	N/A
0.000000	N/A	N/A	N/A	N/A	N/A
0.000000	N/A	N/A	N/A	N/A	N/A
0.000000	N/A	N/A	N/A	N/A	N/A
0.000000	N/A	N/A	N/A	N/A	N/A



Price Cap Tariff Review Plan  
Manual Input of EUCL Rates - No PICC or MOU Rates

Total Jurisdiction  
(a)

ok  
ok  
ok

Price Cap Tariff Review Plan  
 Calculation of Minimum & Maximum EU Rates

Total Jurisdiction (a)	No Zone / Zone A (b)	Zone B (c)	Zone C (d)	Zone D (e)	Other Zone (f)
	N/A	N/A	N/A	N/A	N/A
	N/A	N/A	N/A	N/A	N/A
	N/A	N/A	N/A	N/A	N/A
N/A					
N/A					
	N/A	N/A	N/A	N/A	N/A
	N/A	N/A	N/A	N/A	N/A
	N/A	N/A	N/A	N/A	N/A
N/A					
	N/A	N/A	N/A	N/A	N/A
	N/A	N/A	N/A	N/A	N/A
	N/A	N/A	N/A	N/A	N/A
	N/A	N/A	N/A	N/A	N/A
	N/A	N/A	N/A	N/A	N/A
N/A					
N/A					
N/A					
	N/A	N/A	N/A	N/A	N/A

Price Cap Tariff Review Plan  
 Allocation of Pool Revenues to MLB PICC & MLB EUCL

Total Jurisdiction (a)	No Zone / Zone A (b)	Zone B (c)	Zone C (d)	Zone D (e)	Other Zone (f)
	N/A	N/A	N/A	N/A	N/A
	N/A	N/A	N/A	N/A	N/A
	N/A	N/A	N/A	N/A	N/A
	N/A	N/A	N/A	N/A	N/A
	N/A	N/A	N/A	N/A	N/A
	N/A	N/A	N/A	N/A	N/A
	N/A	N/A	N/A	N/A	N/A
	N/A	N/A	N/A	N/A	N/A
	N/A	N/A	N/A	N/A	N/A
	N/A	N/A	N/A	N/A	N/A
	N/A	N/A	N/A	N/A	N/A
	N/A	N/A	N/A	N/A	N/A
N/A					
N/A					
	N/A	N/A	N/A	N/A	N/A

Price Cap Tariff Review Plan  
Verification of Recovered CMT Revenue

Total Jurisdiction  
(a)

---

0  
0

0  
0

0

0

0

Agg.Rate 0

Agg.Rate  
0

0 ok

0  
0  
0



LEC	FCC	Delta	Flag
-----	-----	-------	------

---

		0.00	*
		0.00	*
		0.00	*
		0.00	*
		0.00	*
		0.00	*

0	0	0	*
0	0	0	*
0	0	0	*
0 Agg.Rate		0	*
0 Agg.Rate		0	*
0	0	0	*
0	0	0	*
0	0	0	*
			*
			*



Price Cap Tariff Review Plan  
 Calculation of EUCL Limits, PICC Rate and CCL Rates

Total Jurisdiction (a)	No Zone / Zone A (b)	Zone B (c)	Zone C (d)	Zone D (e)	Other Zone (f)
0	0	0	0	0	0
0	0	0	0	0	0
0	0	0	0	0	0
0	0	0	0	0	0
0	N/A	N/A	N/A	N/A	N/A
0	N/A	N/A	N/A	N/A	N/A
0	N/A	N/A	N/A	N/A	N/A
0	N/A	N/A	N/A	N/A	N/A
0	N/A	N/A	N/A	N/A	N/A
0	N/A	N/A	N/A	N/A	N/A
0	N/A	N/A	N/A	N/A	N/A
6.50	N/A	N/A	N/A	N/A	N/A
7.00	N/A	N/A	N/A	N/A	N/A
9.20	N/A	N/A	N/A	N/A	N/A
0.000000	N/A	N/A	N/A	N/A	N/A
0.000000	N/A	N/A	N/A	N/A	N/A
0.0000	N/A	N/A	N/A	N/A	N/A
0.000000	N/A	N/A	N/A	N/A	N/A

Price Cap Tariff Review Plan  
Calculation of EUCL Limits, PICC Rate and CCL Rates

Total Jurisdiction (a)	No Zone / Zone A (b)	Zone B (c)	Zone C (d)	Zone D (e)	Other Zone (f)
	0	N/A	N/A	N/A	N/A
	0	N/A	N/A	N/A	N/A
	0	N/A	N/A	N/A	N/A
	0	N/A	N/A	N/A	N/A
	0	N/A	N/A	N/A	N/A
	0	N/A	N/A	N/A	N/A
	0	N/A	N/A	N/A	N/A
	0	N/A	N/A	N/A	N/A
	0	N/A	N/A	N/A	N/A
	0	N/A	N/A	N/A	N/A
	0	N/A	N/A	N/A	N/A
	0	N/A	N/A	N/A	N/A
	0	N/A	N/A	N/A	N/A
Agg.Rate	N/A	N/A	N/A	N/A	N/A
Agg.Rate	N/A	N/A	N/A	N/A	N/A
Agg.Rate	N/A	N/A	N/A	N/A	N/A
Agg.Rate	N/A	N/A	N/A	N/A	N/A
Agg.Rate	N/A	N/A	N/A	N/A	N/A
Agg.Rate	N/A	N/A	N/A	N/A	N/A
Agg.Rate	N/A	N/A	N/A	N/A	N/A
Agg.Rate	N/A	N/A	N/A	N/A	N/A
Agg.Rate	N/A	N/A	N/A	N/A	N/A
Agg.Rate	N/A	N/A	N/A	N/A	N/A
Agg.Rate	N/A	N/A	N/A	N/A	N/A
Agg.Rate	N/A	N/A	N/A	N/A	N/A
Agg.Rate	N/A	N/A	N/A	N/A	N/A
Agg.Rate	N/A	N/A	N/A	N/A	N/A
Agg.Rate	N/A	N/A	N/A	N/A	N/A
Agg.Rate	N/A	N/A	N/A	N/A	N/A
YES	N/A	N/A	N/A	N/A	N/A
No	N/A	N/A	N/A	N/A	N/A
No	N/A	N/A	N/A	N/A	N/A
	N/A	N/A	N/A	N/A	N/A
	N/A	N/A	N/A	N/A	N/A
	N/A	N/A	N/A	N/A	N/A

Price Cap Tariff Review Plan  
Manual Input of EUCL Rates - No PICC or MOU Rates

Total Jurisdiction  
(a)

ok  
ok  
ok

Price Cap Tariff Review Plan  
 Calculation of Minimum & Maximum EU Rates

Total Jurisdiction (a)	No Zone / Zone A (b)	Zone B (c)	Zone C (d)	Zone D (e)	Other Zone (f)
	N/A	N/A	N/A	N/A	N/A
	N/A	N/A	N/A	N/A	N/A
	N/A	N/A	N/A	N/A	N/A
N/A					
N/A					
	N/A	N/A	N/A	N/A	N/A
	N/A	N/A	N/A	N/A	N/A
	N/A	N/A	N/A	N/A	N/A
N/A					
	N/A	N/A	N/A	N/A	N/A
	N/A	N/A	N/A	N/A	N/A
	N/A	N/A	N/A	N/A	N/A
	N/A	N/A	N/A	N/A	N/A
	N/A	N/A	N/A	N/A	N/A
N/A					
N/A					
N/A					
	N/A	N/A	N/A	N/A	N/A

Price Cap Tariff Review Plan  
Allocation of Pool Revenues to MLB PICC & MLB EUCL

Total Jurisdiction (a)	No Zone / Zone A (b)	Zone B (c)	Zone C (d)	Zone D (e)	Other Zone (f)
	N/A	N/A	N/A	N/A	N/A
	N/A	N/A	N/A	N/A	N/A
	N/A	N/A	N/A	N/A	N/A
	N/A	N/A	N/A	N/A	N/A
	N/A	N/A	N/A	N/A	N/A
	N/A	N/A	N/A	N/A	N/A
	N/A	N/A	N/A	N/A	N/A
	N/A	N/A	N/A	N/A	N/A
	N/A	N/A	N/A	N/A	N/A
	N/A	N/A	N/A	N/A	N/A
	N/A	N/A	N/A	N/A	N/A
	N/A	N/A	N/A	N/A	N/A
	N/A	N/A	N/A	N/A	N/A
	N/A	N/A	N/A	N/A	N/A
	N/A	N/A	N/A	N/A	N/A
	N/A	N/A	N/A	N/A	N/A
	N/A	N/A	N/A	N/A	N/A
	N/A	N/A	N/A	N/A	N/A
	N/A	N/A	N/A	N/A	N/A
	N/A	N/A	N/A	N/A	N/A
	N/A	N/A	N/A	N/A	N/A
N/A					
N/A					
	N/A	N/A	N/A	N/A	N/A

Price Cap Tariff Review Plan  
Verification of Recovered CMT Revenue

Total Jurisdiction  
(a)

---

0  
0

0  
0

0

0

0

Agg.Rate 0

Agg.Rate

0

0 ok

0

0  
0

0



LEC	FCC	Delta	Flag
-----	-----	-------	------

---

		0.00	*
		0.00	*
		0.00	*
		0.00	*
		0.00	*
		0.00	*

0	0	0	*
0	0	0	*
0	0	0	*
0 Agg.Rate		0	*
0 Agg.Rate		0	*
0	0	0	*
0	0	0	*
0	0	0	*
			*
			*



Price Cap Tariff Review Plan  
 Calculation of EUCL Limits, PICC Rate and CCL Rates

Total Jurisdiction (a)	No Zone / Zone A (b)	Zone B (c)	Zone C (d)	Zone D (e)	Other Zone * (f)
0	0	0	0	0	0
0	0	0	0	0	0
0	0	0	0	0	0
0	0	0	0	0	0
0	N/A	N/A	N/A	N/A	N/A
0	N/A	N/A	N/A	N/A	N/A
0	N/A	N/A	N/A	N/A	N/A
0	N/A	N/A	N/A	N/A	N/A
0	N/A	N/A	N/A	N/A	N/A
0	N/A	N/A	N/A	N/A	N/A
0	N/A	N/A	N/A	N/A	N/A
6.50	N/A	N/A	N/A	N/A	N/A
7.00	N/A	N/A	N/A	N/A	N/A
9.20	N/A	N/A	N/A	N/A	N/A
0.000000	N/A	N/A	N/A	N/A	N/A
0.000000	N/A	N/A	N/A	N/A	N/A
1.000000	N/A	N/A	N/A	N/A	N/A
0.000000	N/A	N/A	N/A	N/A	N/A



Price Cap Tariff Review Plan  
Manual Input of EUCL Rates - No PICC or MOU Rates

Total Jurisdiction  
(a)

0  
0

0

0.00  
0.00  
0.00

0.00  
0.00  
0.00

0  
0  
0  
0

0

Price Cap Tariff Review Plan  
 Calculation of Minimum & Maximum EU Rates

Total Jurisdiction (a)	No Zone / Zone A (b)	Zone B (c)	Zone C (d)	Zone D (e)	Other Zone * (f)
CAP2	N/A	N/A	N/A	N/A	N/A
CAP2	N/A	N/A	N/A	N/A	N/A
CAP2	N/A	N/A	N/A	N/A	N/A
CAP2	CAP2	CAP2	CAP2	CAP2	CAP2
N/A	CAP2	CAP2	CAP2	CAP2	CAP2
N/A	CAP2	CAP2	CAP2	CAP2	CAP2
CAP2	CAP2	CAP2	CAP2	CAP2	CAP2
CAP2	N/A	N/A	N/A	N/A	N/A
CAP2	N/A	N/A	N/A	N/A	N/A
CAP2	CAP2	CAP2	CAP2	CAP2	CAP2
CAP2	N/A	N/A	N/A	N/A	N/A
N/A	CAP2	CAP2	CAP2	CAP2	CAP2
CAP2	N/A	N/A	N/A	N/A	N/A
CAP2	N/A	N/A	N/A	N/A	N/A
CAP2	CAP2	CAP2	CAP2	CAP2	CAP2
CAP2	N/A	N/A	N/A	N/A	N/A
CAP2	N/A	N/A	N/A	N/A	N/A
CAP2	N/A	N/A	N/A	N/A	N/A
CAP2	N/A	N/A	N/A	N/A	N/A
CAP2	N/A	N/A	N/A	N/A	N/A
CAP2	N/A	N/A	N/A	N/A	N/A
N/A	CAP2	CAP2	CAP2	CAP2	CAP2
N/A	CAP2	CAP2	CAP2	CAP2	CAP2
N/A	CAP2	CAP2	CAP2	CAP2	CAP2
CAP2	CAP2	CAP2	CAP2	CAP2	CAP2
CAP2	CAP2	CAP2	CAP2	CAP2	CAP2
CAP2	CAP2	CAP2	CAP2	CAP2	CAP2
CAP2	CAP2	CAP2	CAP2	CAP2	CAP2
CAP2	N/A	N/A	N/A	N/A	N/A

Price Cap Tariff Review Plan  
Allocation of Pool Revenues to MLB PICC & MLB EUCL

Total Jurisdiction (a)	No Zone / Zone A (b)	Zone B (c)	Zone C (d)	Zone D (e)	Other Zone * (f)
No Pooling	N/A	N/A	N/A	N/A	N/A
No Pooling	N/A	N/A	N/A	N/A	N/A
No Pooling	N/A	N/A	N/A	N/A	N/A
No Pooling	N/A	N/A	N/A	N/A	N/A
No Pooling	N/A	N/A	N/A	N/A	N/A
No Pooling	N/A	N/A	N/A	N/A	N/A
No Pooling	N/A	N/A	N/A	N/A	N/A
No Pooling	N/A	N/A	N/A	N/A	N/A
No Pooling	N/A	N/A	N/A	N/A	N/A
No Pooling	N/A	N/A	N/A	N/A	N/A
No Pooling	N/A	N/A	N/A	N/A	N/A
No Pooling	N/A	N/A	N/A	N/A	N/A
No Pooling	N/A	N/A	N/A	N/A	N/A
No Pooling	N/A	N/A	N/A	N/A	N/A
No Pooling	N/A	N/A	N/A	N/A	N/A
No Pooling	N/A	N/A	N/A	N/A	N/A
No Pooling	N/A	N/A	N/A	N/A	N/A
No Pooling	N/A	N/A	N/A	N/A	N/A
No Pooling	No Pooling	No Pooling	No Pooling	No Pooling	No Pooling
N/A	No Pooling	No Pooling	No Pooling	No Pooling	No Pooling
No Pooling	No Pooling	No Pooling	No Pooling	No Pooling	No Pooling
No Pooling	No Pooling	No Pooling	No Pooling	No Pooling	No Pooling
N/A	No Pooling	No Pooling	No Pooling	No Pooling	No Pooling
No Pooling	No Pooling	No Pooling	No Pooling	No Pooling	No Pooling
No Pooling	N/A	N/A	N/A	N/A	N/A

Price Cap Tariff Review Plan  
Verification of Recovered CMT Revenue

Total Jurisdiction  
(a)

0  
0

0  
0

0

0

0

0  
0

0

0

0

0

0  
0  
0





Price Cap Tariff Review Plan  
 Calculation of EUCL Limits, PICC Rate and CCL Rates

Total Jurisdiction (a)	No Zone / Zone A (b)	Zone B (c)	Zone C (d)	Zone D (e)	Other Zone * (f)
0	0	0	0	0	0
0	0	0	0	0	0
0	0	0	0	0	0
0	0	0	0	0	0
0	N/A	N/A	N/A	N/A	N/A
0	N/A	N/A	N/A	N/A	N/A
0	N/A	N/A	N/A	N/A	N/A
0	N/A	N/A	N/A	N/A	N/A
0	N/A	N/A	N/A	N/A	N/A
0	N/A	N/A	N/A	N/A	N/A
0	N/A	N/A	N/A	N/A	N/A
6.50	N/A	N/A	N/A	N/A	N/A
7.00	N/A	N/A	N/A	N/A	N/A
9.20	N/A	N/A	N/A	N/A	N/A
0.000000	N/A	N/A	N/A	N/A	N/A
0.000000	N/A	N/A	N/A	N/A	N/A
0.000000	N/A	N/A	N/A	N/A	N/A
0.000000	N/A	N/A	N/A	N/A	N/A



Price Cap Tariff Review Plan  
Manual Input of EUCL Rates - No PICC or MOU Rates

Total Jurisdiction  
(a)

0  
0

0

0.00  
0.00  
0.00

0.00  
0.00  
0.00

0  
0  
0  
0

0

Price Cap Tariff Review Plan  
 Calculation of Minimum & Maximum EU Rates

	Total Jurisdiction (a)	No Zone / Zone A (b)	Zone B (c)	Zone C (d)	Zone D (e)	Other Zone * (f)
	0	N/A	N/A	N/A	N/A	N/A
	0	N/A	N/A	N/A	N/A	N/A
	0	N/A	N/A	N/A	N/A	N/A
	0	0	0	0	0	0
N/A		0.00	0.00	0.00	0.00	0.00
N/A		0.00	0.00	0.00	0.00	0.00
	0	0	0	0	0	0
	0	N/A	N/A	N/A	N/A	N/A
	0	N/A	N/A	N/A	N/A	N/A
	0	0	0	0	0	0
	0	N/A	N/A	N/A	N/A	N/A
N/A		0	0	0	0	0
	0	N/A	N/A	N/A	N/A	N/A
	0	N/A	N/A	N/A	N/A	N/A
	0	N/A	N/A	N/A	N/A	N/A
	0	0	0	0	0	0
	0	N/A	N/A	N/A	N/A	N/A
	0	N/A	N/A	N/A	N/A	N/A
	0	N/A	N/A	N/A	N/A	N/A
	0	N/A	N/A	N/A	N/A	N/A
N/A		0.00	0.00	0.00	0.00	0.00
N/A		0.00	0.00	0.00	0.00	0.00
N/A		0.00	0.00	0.00	0.00	0.00
	0	0	0	0	0	0
	0	0	0	0	0	0
	0	0	0	0	0	0
	0	0	0	0	0	0
	0	N/A	N/A	N/A	N/A	N/A

Price Cap Tariff Review Plan  
Allocation of Pool Revenues to MLB PICC & MLB EUCL

Total Jurisdiction (a)	No Zone / Zone A (b)	Zone B (c)	Zone C (d)	Zone D (e)	Other Zone * (f)
No Pooling	N/A	N/A	N/A	N/A	N/A
No Pooling	N/A	N/A	N/A	N/A	N/A
No Pooling	N/A	N/A	N/A	N/A	N/A
No Pooling	N/A	N/A	N/A	N/A	N/A
No Pooling	N/A	N/A	N/A	N/A	N/A
No Pooling	N/A	N/A	N/A	N/A	N/A
No Pooling	N/A	N/A	N/A	N/A	N/A
No Pooling	N/A	N/A	N/A	N/A	N/A
No Pooling	N/A	N/A	N/A	N/A	N/A
No Pooling	N/A	N/A	N/A	N/A	N/A
No Pooling	N/A	N/A	N/A	N/A	N/A
No Pooling	N/A	N/A	N/A	N/A	N/A
No Pooling	N/A	N/A	N/A	N/A	N/A
No Pooling	N/A	N/A	N/A	N/A	N/A
No Pooling	No Pooling	No Pooling	No Pooling	No Pooling	No Pooling
N/A	No Pooling	No Pooling	No Pooling	No Pooling	No Pooling
No Pooling	No Pooling	No Pooling	No Pooling	No Pooling	No Pooling
No Pooling	No Pooling	No Pooling	No Pooling	No Pooling	No Pooling
N/A	No Pooling	No Pooling	No Pooling	No Pooling	No Pooling
No Pooling	No Pooling	No Pooling	No Pooling	No Pooling	No Pooling
No Pooling	N/A	N/A	N/A	N/A	N/A

Price Cap Tariff Review Plan  
Verification of Recovered CMT Revenue

Total Jurisdiction  
(a)

0  
0

0  
0

0

0

0

0  
0

0

0

0

0

0  
0  
0





Price Cap Tariff Review Plan  
 Calculation of EUCL Limits, PICC Rate and CCL Rates

Total Jurisdiction (a)	No Zone / Zone A (b)	Zone B (c)	Zone C (d)	Zone D (e)	Other Zone (f)
0	0	0	0	0	0
0	0	0	0	0	0
0	0	0	0	0	0
0	0	0	0	0	0
0	N/A	N/A	N/A	N/A	N/A
0	N/A	N/A	N/A	N/A	N/A
0	N/A	N/A	N/A	N/A	N/A
0	N/A	N/A	N/A	N/A	N/A
0	N/A	N/A	N/A	N/A	N/A
0	N/A	N/A	N/A	N/A	N/A
0	N/A	N/A	N/A	N/A	N/A
6.50	N/A	N/A	N/A	N/A	N/A
7.00	N/A	N/A	N/A	N/A	N/A
9.20	N/A	N/A	N/A	N/A	N/A
0.000000	N/A	N/A	N/A	N/A	N/A
0.000000	N/A	N/A	N/A	N/A	N/A
0.000000	N/A	N/A	N/A	N/A	N/A
0.000000	N/A	N/A	N/A	N/A	N/A



Price Cap Tariff Review Plan  
Manual Input of EUCL Rates - No PICC or MOU Rates

Total Jurisdiction  
(a)

ok  
ok  
ok

Price Cap Tariff Review Plan  
 Calculation of Minimum & Maximum EU Rates

Total Jurisdiction (a)	No Zone / Zone A (b)	Zone B (c)	Zone C (d)	Zone D (e)	Other Zone (f)
	N/A	N/A	N/A	N/A	N/A
	N/A	N/A	N/A	N/A	N/A
	N/A	N/A	N/A	N/A	N/A
N/A					
N/A					
	N/A	N/A	N/A	N/A	N/A
	N/A	N/A	N/A	N/A	N/A
	N/A	N/A	N/A	N/A	N/A
N/A					
	N/A	N/A	N/A	N/A	N/A
	N/A	N/A	N/A	N/A	N/A
	N/A	N/A	N/A	N/A	N/A
	N/A	N/A	N/A	N/A	N/A
	N/A	N/A	N/A	N/A	N/A
N/A					
N/A					
N/A					
	N/A	N/A	N/A	N/A	N/A

Price Cap Tariff Review Plan  
 Allocation of Pool Revenues to MLB PICC & MLB EUCL

Total Jurisdiction (a)	No Zone / Zone A (b)	Zone B (c)	Zone C (d)	Zone D (e)	Other Zone (f)
	N/A	N/A	N/A	N/A	N/A
	N/A	N/A	N/A	N/A	N/A
	N/A	N/A	N/A	N/A	N/A
	N/A	N/A	N/A	N/A	N/A
	N/A	N/A	N/A	N/A	N/A
	N/A	N/A	N/A	N/A	N/A
	N/A	N/A	N/A	N/A	N/A
	N/A	N/A	N/A	N/A	N/A
	N/A	N/A	N/A	N/A	N/A
	N/A	N/A	N/A	N/A	N/A
	N/A	N/A	N/A	N/A	N/A
N/A					
N/A					
	N/A	N/A	N/A	N/A	N/A

Price Cap Tariff Review Plan  
Verification of Recovered CMT Revenue

Total Jurisdiction  
(a)

---

0  
0

0  
0

0

0

0

Agg.Rate 0

Agg.Rate

0

0 ok

0

0  
0

LEC	FCC	Delta	Flag
-----	-----	-------	------

---

		0.00	*
		0.00	*
		0.00	*
		0.00	*
		0.00	*
		0.00	*

0	0	0	*
0	0	0	*
0	0	0	*
0 Agg.Rate		0	*
0 Agg.Rate		0	*
0	0	0	*
0	0	0	*
0	0	0	*
			*
			*





Price Cap Tariff Review Plan  
 Calculation of EUCL Limits, PICC Rate and CCL Rates

Total Jurisdiction (a)	No Zone / Zone A (b)	Zone B (c)	Zone C (d)	Zone D (e)	Other Zone (f)
0	0	0	0	0	0
0	0	0	0	0	0
0	0	0	0	0	0
0	0	0	0	0	0
0	N/A	N/A	N/A	N/A	N/A
0	N/A	N/A	N/A	N/A	N/A
0	N/A	N/A	N/A	N/A	N/A
0	N/A	N/A	N/A	N/A	N/A
0	N/A	N/A	N/A	N/A	N/A
0	N/A	N/A	N/A	N/A	N/A
0	N/A	N/A	N/A	N/A	N/A
0	N/A	N/A	N/A	N/A	N/A
6.50	N/A	N/A	N/A	N/A	N/A
7.00	N/A	N/A	N/A	N/A	N/A
9.20	N/A	N/A	N/A	N/A	N/A
0.000000	N/A	N/A	N/A	N/A	N/A
0.000000	N/A	N/A	N/A	N/A	N/A
0.0000	N/A	N/A	N/A	N/A	N/A
0.000000	N/A	N/A	N/A	N/A	N/A



Price Cap Tariff Review Plan  
Manual Input of EUCL Rates - No PICC or MOU Rates

Total Jurisdiction  
(a)

ok  
ok  
ok

Price Cap Tariff Review Plan  
 Calculation of Minimum & Maximum EU Rates

Total Jurisdiction (a)	No Zone / Zone A (b)	Zone B (c)	Zone C (d)	Zone D (e)	Other Zone (f)
	N/A	N/A	N/A	N/A	N/A
	N/A	N/A	N/A	N/A	N/A
	N/A	N/A	N/A	N/A	N/A
N/A					
N/A					
	N/A	N/A	N/A	N/A	N/A
	N/A	N/A	N/A	N/A	N/A
	N/A	N/A	N/A	N/A	N/A
N/A					
	N/A	N/A	N/A	N/A	N/A
	N/A	N/A	N/A	N/A	N/A
	N/A	N/A	N/A	N/A	N/A
	N/A	N/A	N/A	N/A	N/A
	N/A	N/A	N/A	N/A	N/A
N/A					
N/A					
N/A					
	N/A	N/A	N/A	N/A	N/A

Price Cap Tariff Review Plan  
 Allocation of Pool Revenues to MLB PICC & MLB EUCL

Total Jurisdiction (a)	No Zone / Zone A (b)	Zone B (c)	Zone C (d)	Zone D (e)	Other Zone (f)
	N/A	N/A	N/A	N/A	N/A
	N/A	N/A	N/A	N/A	N/A
	N/A	N/A	N/A	N/A	N/A
	N/A	N/A	N/A	N/A	N/A
	N/A	N/A	N/A	N/A	N/A
	N/A	N/A	N/A	N/A	N/A
	N/A	N/A	N/A	N/A	N/A
	N/A	N/A	N/A	N/A	N/A
	N/A	N/A	N/A	N/A	N/A
	N/A	N/A	N/A	N/A	N/A
	N/A	N/A	N/A	N/A	N/A
	N/A	N/A	N/A	N/A	N/A
N/A					
N/A					
	N/A	N/A	N/A	N/A	N/A

Price Cap Tariff Review Plan  
Verification of Recovered CMT Revenue

Total Jurisdiction  
(a)

---

0  
0

0  
0

0

0

0

Agg.Rate 0

Agg.Rate  
0

0 ok

0  
0  
0

LEC	FCC	Delta	Flag
-----	-----	-------	------

---

		0.00	*
		0.00	*
		0.00	*
		0.00	*
		0.00	*
		0.00	*

0	0	0	*
0	0	0	*
0	0	0	*
0 Agg.Rate		0	*
0 Agg.Rate		0	*
0	0	0	*
0	0	0	*
0	0	0	*
			*
			*





Price Cap Tariff Review Plan  
 Calculation of EUCL Limits, PICC Rate and CCL Rates

Total Jurisdiction (a)	No Zone / Zone A (b)	Zone B (c)	Zone C (d)	Zone D (e)	Other Zone * (f)
0	0	0	0	0	0
0	0	0	0	0	0
0	0	0	0	0	0
0	0	0	0	0	0
0	N/A	N/A	N/A	N/A	N/A
0	N/A	N/A	N/A	N/A	N/A
0	N/A	N/A	N/A	N/A	N/A
0	N/A	N/A	N/A	N/A	N/A
0	N/A	N/A	N/A	N/A	N/A
0	N/A	N/A	N/A	N/A	N/A
0	N/A	N/A	N/A	N/A	N/A
6.50	N/A	N/A	N/A	N/A	N/A
7.00	N/A	N/A	N/A	N/A	N/A
9.20	N/A	N/A	N/A	N/A	N/A
0.000000	N/A	N/A	N/A	N/A	N/A
0.000000	N/A	N/A	N/A	N/A	N/A
1.000000	N/A	N/A	N/A	N/A	N/A
0.000000	N/A	N/A	N/A	N/A	N/A

Price Cap Tariff Review Plan  
 Calculation of EUCL Limits, PICC Rate and CCL Rates

Total Jurisdiction (a)	No Zone / Zone A (b)	Zone B (c)	Zone C (d)	Zone D (e)	Other Zone * (f)
0	N/A	N/A	N/A	N/A	N/A
0	N/A	N/A	N/A	N/A	N/A
0	N/A	N/A	N/A	N/A	N/A
0	N/A	N/A	N/A	N/A	N/A
0	N/A	N/A	N/A	N/A	N/A
0	N/A	N/A	N/A	N/A	N/A
0	N/A	N/A	N/A	N/A	N/A
0	N/A	N/A	N/A	N/A	N/A
0	N/A	N/A	N/A	N/A	N/A
0	N/A	N/A	N/A	N/A	N/A
0	N/A	N/A	N/A	N/A	N/A
0	N/A	N/A	N/A	N/A	N/A
0.000000	N/A	N/A	N/A	N/A	N/A
0	N/A	N/A	N/A	N/A	N/A
0.000000	N/A	N/A	N/A	N/A	N/A
0.000000	N/A	N/A	N/A	N/A	N/A
0	N/A	N/A	N/A	N/A	N/A
0	N/A	N/A	N/A	N/A	N/A
0	N/A	N/A	N/A	N/A	N/A
0.000000	N/A	N/A	N/A	N/A	N/A
0.000000	N/A	N/A	N/A	N/A	N/A
0	N/A	N/A	N/A	N/A	N/A
0.000000	N/A	N/A	N/A	N/A	N/A
0.000000	N/A	N/A	N/A	N/A	N/A
0	N/A	N/A	N/A	N/A	N/A
0	N/A	N/A	N/A	N/A	N/A
0	N/A	N/A	N/A	N/A	N/A
Yes	N/A	N/A	N/A	N/A	N/A
No	N/A	N/A	N/A	N/A	N/A
No	N/A	N/A	N/A	N/A	N/A
No	N/A	N/A	N/A	N/A	N/A
	N/A	N/A	N/A	N/A	N/A
	N/A	N/A	N/A	N/A	N/A
	N/A	N/A	N/A	N/A	N/A

Price Cap Tariff Review Plan  
Manual Input of EUCL Rates - No PICC or MOU Rates

Total Jurisdiction  
(a)

0  
0

0

0.00  
0.00  
0.00

0.00  
0.00  
0.00

0  
0  
0  
0

0

Price Cap Tariff Review Plan  
 Calculation of Minimum & Maximum EU Rates

Total Jurisdiction (a)	No Zone / Zone A (b)	Zone B (c)	Zone C (d)	Zone D (e)	Other Zone * (f)
CAP2	N/A	N/A	N/A	N/A	N/A
CAP2	N/A	N/A	N/A	N/A	N/A
CAP2	N/A	N/A	N/A	N/A	N/A
CAP2	CAP2	CAP2	CAP2	CAP2	CAP2
N/A	CAP2	CAP2	CAP2	CAP2	CAP2
N/A	CAP2	CAP2	CAP2	CAP2	CAP2
CAP2	CAP2	CAP2	CAP2	CAP2	CAP2
CAP2	N/A	N/A	N/A	N/A	N/A
CAP2	N/A	N/A	N/A	N/A	N/A
CAP2	CAP2	CAP2	CAP2	CAP2	CAP2
CAP2	N/A	N/A	N/A	N/A	N/A
N/A	CAP2	CAP2	CAP2	CAP2	CAP2
CAP2	N/A	N/A	N/A	N/A	N/A
CAP2	N/A	N/A	N/A	N/A	N/A
CAP2	CAP2	CAP2	CAP2	CAP2	CAP2
CAP2	N/A	N/A	N/A	N/A	N/A
CAP2	N/A	N/A	N/A	N/A	N/A
CAP2	N/A	N/A	N/A	N/A	N/A
CAP2	N/A	N/A	N/A	N/A	N/A
CAP2	N/A	N/A	N/A	N/A	N/A
CAP2	N/A	N/A	N/A	N/A	N/A
N/A	CAP2	CAP2	CAP2	CAP2	CAP2
N/A	CAP2	CAP2	CAP2	CAP2	CAP2
N/A	CAP2	CAP2	CAP2	CAP2	CAP2
CAP2	CAP2	CAP2	CAP2	CAP2	CAP2
CAP2	CAP2	CAP2	CAP2	CAP2	CAP2
CAP2	CAP2	CAP2	CAP2	CAP2	CAP2
CAP2	CAP2	CAP2	CAP2	CAP2	CAP2
CAP2	N/A	N/A	N/A	N/A	N/A

Price Cap Tariff Review Plan  
Allocation of Pool Revenues to MLB PICC & MLB EUCL

Total Jurisdiction (a)	No Zone / Zone A (b)	Zone B (c)	Zone C (d)	Zone D (e)	Other Zone * (f)
No Pooling	N/A	N/A	N/A	N/A	N/A
No Pooling	N/A	N/A	N/A	N/A	N/A
No Pooling	N/A	N/A	N/A	N/A	N/A
No Pooling	N/A	N/A	N/A	N/A	N/A
No Pooling	N/A	N/A	N/A	N/A	N/A
No Pooling	N/A	N/A	N/A	N/A	N/A
No Pooling	N/A	N/A	N/A	N/A	N/A
No Pooling	N/A	N/A	N/A	N/A	N/A
No Pooling	N/A	N/A	N/A	N/A	N/A
No Pooling	N/A	N/A	N/A	N/A	N/A
No Pooling	N/A	N/A	N/A	N/A	N/A
No Pooling	N/A	N/A	N/A	N/A	N/A
No Pooling	N/A	N/A	N/A	N/A	N/A
No Pooling	N/A	N/A	N/A	N/A	N/A
No Pooling	N/A	N/A	N/A	N/A	N/A
No Pooling	N/A	N/A	N/A	N/A	N/A
No Pooling	N/A	N/A	N/A	N/A	N/A
No Pooling	N/A	N/A	N/A	N/A	N/A
No Pooling	No Pooling	No Pooling	No Pooling	No Pooling	No Pooling
N/A	No Pooling	No Pooling	No Pooling	No Pooling	No Pooling
No Pooling	No Pooling	No Pooling	No Pooling	No Pooling	No Pooling
No Pooling	No Pooling	No Pooling	No Pooling	No Pooling	No Pooling
N/A	No Pooling	No Pooling	No Pooling	No Pooling	No Pooling
No Pooling	No Pooling	No Pooling	No Pooling	No Pooling	No Pooling
No Pooling	N/A	N/A	N/A	N/A	N/A

Price Cap Tariff Review Plan  
Verification of Recovered CMT Revenue

Total Jurisdiction  
(a)

0  
0

0  
0

0

0

0

0  
0

0

0

0

0

0  
0  
0



Price Cap Tariff Review Plan  
 Calculation of EUCL Limits, PICC Rate and CCL Rates

Total Jurisdiction (a)	No Zone / Zone A (b)	Zone B (c)	Zone C (d)	Zone D (e)	Other Zone * (f)
0	0	0	0	0	0
0	0	0	0	0	0
0	0	0	0	0	0
0	0	0	0	0	0
0	N/A	N/A	N/A	N/A	N/A
0	N/A	N/A	N/A	N/A	N/A
0	N/A	N/A	N/A	N/A	N/A
0	N/A	N/A	N/A	N/A	N/A
0	N/A	N/A	N/A	N/A	N/A
0	N/A	N/A	N/A	N/A	N/A
0	N/A	N/A	N/A	N/A	N/A
6.50	N/A	N/A	N/A	N/A	N/A
7.00	N/A	N/A	N/A	N/A	N/A
9.20	N/A	N/A	N/A	N/A	N/A
0.000000	N/A	N/A	N/A	N/A	N/A
0.000000	N/A	N/A	N/A	N/A	N/A
0.000000	N/A	N/A	N/A	N/A	N/A
0.000000	N/A	N/A	N/A	N/A	N/A



Price Cap Tariff Review Plan  
 Calculation of EUCL Limits, PICC Rate and CCL Rates

Total Jurisdiction (a)	No Zone / Zone A (b)	Zone B (c)	Zone C (d)	Zone D (e)	Other Zone * (f)
0	N/A	N/A	N/A	N/A	N/A
0	N/A	N/A	N/A	N/A	N/A
0	N/A	N/A	N/A	N/A	N/A
0	N/A	N/A	N/A	N/A	N/A
0	N/A	N/A	N/A	N/A	N/A
0	N/A	N/A	N/A	N/A	N/A
0	N/A	N/A	N/A	N/A	N/A
0	N/A	N/A	N/A	N/A	N/A
0	N/A	N/A	N/A	N/A	N/A
0	N/A	N/A	N/A	N/A	N/A
0	N/A	N/A	N/A	N/A	N/A
0	N/A	N/A	N/A	N/A	N/A
0.000000	N/A	N/A	N/A	N/A	N/A
0	N/A	N/A	N/A	N/A	N/A
0.000000	N/A	N/A	N/A	N/A	N/A
0.000000	N/A	N/A	N/A	N/A	N/A
0	N/A	N/A	N/A	N/A	N/A
0	N/A	N/A	N/A	N/A	N/A
0	N/A	N/A	N/A	N/A	N/A
0.000000	N/A	N/A	N/A	N/A	N/A
0.000000	N/A	N/A	N/A	N/A	N/A
0	N/A	N/A	N/A	N/A	N/A
0.000000	N/A	N/A	N/A	N/A	N/A
0.000000	N/A	N/A	N/A	N/A	N/A
0	N/A	N/A	N/A	N/A	N/A
0	N/A	N/A	N/A	N/A	N/A
0	N/A	N/A	N/A	N/A	N/A
YES	N/A	N/A	N/A	N/A	N/A
No	N/A	N/A	N/A	N/A	N/A
No	N/A	N/A	N/A	N/A	N/A
	N/A	N/A	N/A	N/A	N/A
	N/A	N/A	N/A	N/A	N/A
	N/A	N/A	N/A	N/A	N/A

Price Cap Tariff Review Plan  
Manual Input of EUCL Rates - No PICC or MOU Rates

Total Jurisdiction  
(a)

0  
0

0

0.00  
0.00  
0.00

0.00  
0.00  
0.00

0  
0  
0  
0

0

Price Cap Tariff Review Plan  
 Calculation of Minimum & Maximum EU Rates

Total Jurisdiction (a)	No Zone / Zone A (b)	Zone B (c)	Zone C (d)	Zone D (e)	Other Zone * (f)
	0 N/A	N/A	N/A	N/A	N/A
	0 N/A	N/A	N/A	N/A	N/A
	0 N/A	N/A	N/A	N/A	N/A
	0	0	0	0	0
N/A		0.00	0.00	0.00	0.00
N/A		0.00	0.00	0.00	0.00
	0	0	0	0	0
	0 N/A	N/A	N/A	N/A	N/A
	0 N/A	N/A	N/A	N/A	N/A
	0	0	0	0	0
	0 N/A	N/A	N/A	N/A	N/A
N/A		0	0	0	0
	0 N/A	N/A	N/A	N/A	N/A
	0 N/A	N/A	N/A	N/A	N/A
	0	0	0	0	0
	0 N/A	N/A	N/A	N/A	N/A
	0	0	0	0	0
	0 N/A	N/A	N/A	N/A	N/A
	0 N/A	N/A	N/A	N/A	N/A
	0 N/A	N/A	N/A	N/A	N/A
	0 N/A	N/A	N/A	N/A	N/A
N/A		0.00	0.00	0.00	0.00
N/A		0.00	0.00	0.00	0.00
N/A		0.00	0.00	0.00	0.00
	0	0	0	0	0
	0	0	0	0	0
	0	0	0	0	0
	0	0	0	0	0
	0 N/A	N/A	N/A	N/A	N/A

Price Cap Tariff Review Plan  
Allocation of Pool Revenues to MLB PICC & MLB EUCL

Total Jurisdiction (a)	No Zone / Zone A (b)	Zone B (c)	Zone C (d)	Zone D (e)	Other Zone * (f)
No Pooling	N/A	N/A	N/A	N/A	N/A
No Pooling	N/A	N/A	N/A	N/A	N/A
No Pooling	N/A	N/A	N/A	N/A	N/A
No Pooling	N/A	N/A	N/A	N/A	N/A
No Pooling	N/A	N/A	N/A	N/A	N/A
No Pooling	N/A	N/A	N/A	N/A	N/A
No Pooling	N/A	N/A	N/A	N/A	N/A
No Pooling	N/A	N/A	N/A	N/A	N/A
No Pooling	N/A	N/A	N/A	N/A	N/A
No Pooling	N/A	N/A	N/A	N/A	N/A
No Pooling	N/A	N/A	N/A	N/A	N/A
No Pooling	N/A	N/A	N/A	N/A	N/A
No Pooling	N/A	N/A	N/A	N/A	N/A
No Pooling	N/A	N/A	N/A	N/A	N/A
No Pooling	N/A	N/A	N/A	N/A	N/A
No Pooling	N/A	N/A	N/A	N/A	N/A
No Pooling	No Pooling	No Pooling	No Pooling	No Pooling	No Pooling
N/A	No Pooling	No Pooling	No Pooling	No Pooling	No Pooling
No Pooling	No Pooling	No Pooling	No Pooling	No Pooling	No Pooling
No Pooling	No Pooling	No Pooling	No Pooling	No Pooling	No Pooling
N/A	No Pooling	No Pooling	No Pooling	No Pooling	No Pooling
No Pooling	No Pooling	No Pooling	No Pooling	No Pooling	No Pooling
No Pooling	N/A	N/A	N/A	N/A	N/A

Price Cap Tariff Review Plan  
Verification of Recovered CMT Revenue

Total Jurisdiction  
(a)

0  
0

0  
0

0

0

0

0  
0

0

0

0

0

0  
0  
0



Price Cap Tariff Review Plan  
 Calculation of EUCL Limits, PICC Rate and CCL Rates

Total Jurisdiction (a)	No Zone / Zone A (b)	Zone B (c)	Zone C (d)	Zone D (e)	Other Zone (f)
0	0	0	0	0	0
0	0	0	0	0	0
0	0	0	0	0	0
0	0	0	0	0	0
0	N/A	N/A	N/A	N/A	N/A
0	N/A	N/A	N/A	N/A	N/A
0	N/A	N/A	N/A	N/A	N/A
0	N/A	N/A	N/A	N/A	N/A
0	N/A	N/A	N/A	N/A	N/A
0	N/A	N/A	N/A	N/A	N/A
0	N/A	N/A	N/A	N/A	N/A
0	N/A	N/A	N/A	N/A	N/A
0	N/A	N/A	N/A	N/A	N/A
0	N/A	N/A	N/A	N/A	N/A
6.50	N/A	N/A	N/A	N/A	N/A
7.00	N/A	N/A	N/A	N/A	N/A
9.20	N/A	N/A	N/A	N/A	N/A
0.000000	N/A	N/A	N/A	N/A	N/A
0.000000	N/A	N/A	N/A	N/A	N/A
0.000000	N/A	N/A	N/A	N/A	N/A
0.000000	N/A	N/A	N/A	N/A	N/A





Price Cap Tariff Review Plan  
Manual Input of EUCL Rates - No PICC or MOU Rates

Total Jurisdiction  
(a)

ok  
ok  
ok

Price Cap Tariff Review Plan  
 Calculation of Minimum & Maximum EU Rates

Total Jurisdiction (a)	No Zone / Zone A (b)	Zone B (c)	Zone C (d)	Zone D (e)	Other Zone (f)
	N/A	N/A	N/A	N/A	N/A
	N/A	N/A	N/A	N/A	N/A
	N/A	N/A	N/A	N/A	N/A
N/A					
N/A					
	N/A	N/A	N/A	N/A	N/A
	N/A	N/A	N/A	N/A	N/A
	N/A	N/A	N/A	N/A	N/A
N/A					
	N/A	N/A	N/A	N/A	N/A
	N/A	N/A	N/A	N/A	N/A
	N/A	N/A	N/A	N/A	N/A
	N/A	N/A	N/A	N/A	N/A
	N/A	N/A	N/A	N/A	N/A
N/A					
N/A					
N/A					
	N/A	N/A	N/A	N/A	N/A

Price Cap Tariff Review Plan  
Allocation of Pool Revenues to MLB PICC & MLB EUCL

Total Jurisdiction (a)	No Zone / Zone A (b)	Zone B (c)	Zone C (d)	Zone D (e)	Other Zone (f)
	N/A	N/A	N/A	N/A	N/A
	N/A	N/A	N/A	N/A	N/A
	N/A	N/A	N/A	N/A	N/A
	N/A	N/A	N/A	N/A	N/A
	N/A	N/A	N/A	N/A	N/A
	N/A	N/A	N/A	N/A	N/A
	N/A	N/A	N/A	N/A	N/A
	N/A	N/A	N/A	N/A	N/A
	N/A	N/A	N/A	N/A	N/A
	N/A	N/A	N/A	N/A	N/A
	N/A	N/A	N/A	N/A	N/A
N/A					
N/A					
	N/A	N/A	N/A	N/A	N/A

Price Cap Tariff Review Plan  
Verification of Recovered CMT Revenue

Total Jurisdiction  
(a)

---

0  
0

0  
0

0

0

0

Agg.Rate 0

Agg.Rate

0

0 ok

0

0  
0

0

LEC	FCC	Delta	Flag
-----	-----	-------	------

---

		0.00	*
		0.00	*
		0.00	*
		0.00	*
		0.00	*
		0.00	*

0	0	0	*
0	0	0	*
0	0	0	*
0 Agg.Rate		0	*
0 Agg.Rate		0	*
0	0	0	*
0	0	0	*
0	0	0	*
			*
			*



Price Cap Tariff Review Plan  
 Calculation of EUCL Limits, PICC Rate and CCL Rates

Total Jurisdiction (a)	No Zone / Zone A (b)	Zone B (c)	Zone C (d)	Zone D (e)	Other Zone (f)
0	0	0	0	0	0
0	0	0	0	0	0
0	0	0	0	0	0
0	0	0	0	0	0
0	N/A	N/A	N/A	N/A	N/A
0	N/A	N/A	N/A	N/A	N/A
0	N/A	N/A	N/A	N/A	N/A
0	N/A	N/A	N/A	N/A	N/A
0	N/A	N/A	N/A	N/A	N/A
0	N/A	N/A	N/A	N/A	N/A
0	N/A	N/A	N/A	N/A	N/A
0	N/A	N/A	N/A	N/A	N/A
0	N/A	N/A	N/A	N/A	N/A
6.50	N/A	N/A	N/A	N/A	N/A
7.00	N/A	N/A	N/A	N/A	N/A
9.20	N/A	N/A	N/A	N/A	N/A
0.000000	N/A	N/A	N/A	N/A	N/A
0.000000	N/A	N/A	N/A	N/A	N/A
0.0000	N/A	N/A	N/A	N/A	N/A
0.000000	N/A	N/A	N/A	N/A	N/A





Price Cap Tariff Review Plan  
Manual Input of EUCL Rates - No PICC or MOU Rates

Total Jurisdiction  
(a)

ok  
ok  
ok

Price Cap Tariff Review Plan  
 Calculation of Minimum & Maximum EU Rates

Total Jurisdiction (a)	No Zone / Zone A (b)	Zone B (c)	Zone C (d)	Zone D (e)	Other Zone (f)
	N/A	N/A	N/A	N/A	N/A
	N/A	N/A	N/A	N/A	N/A
	N/A	N/A	N/A	N/A	N/A
N/A					
N/A					
	N/A	N/A	N/A	N/A	N/A
	N/A	N/A	N/A	N/A	N/A
	N/A	N/A	N/A	N/A	N/A
N/A					
	N/A	N/A	N/A	N/A	N/A
	N/A	N/A	N/A	N/A	N/A
	N/A	N/A	N/A	N/A	N/A
	N/A	N/A	N/A	N/A	N/A
	N/A	N/A	N/A	N/A	N/A
N/A					
N/A					
N/A					
	N/A	N/A	N/A	N/A	N/A

Price Cap Tariff Review Plan  
 Allocation of Pool Revenues to MLB PICC & MLB EUCL

Total Jurisdiction (a)	No Zone / Zone A (b)	Zone B (c)	Zone C (d)	Zone D (e)	Other Zone (f)
	N/A	N/A	N/A	N/A	N/A
	N/A	N/A	N/A	N/A	N/A
	N/A	N/A	N/A	N/A	N/A
	N/A	N/A	N/A	N/A	N/A
	N/A	N/A	N/A	N/A	N/A
	N/A	N/A	N/A	N/A	N/A
	N/A	N/A	N/A	N/A	N/A
	N/A	N/A	N/A	N/A	N/A
	N/A	N/A	N/A	N/A	N/A
	N/A	N/A	N/A	N/A	N/A
N/A					
N/A					
	N/A	N/A	N/A	N/A	N/A

Price Cap Tariff Review Plan  
Verification of Recovered CMT Revenue

Total Jurisdiction  
(a)

---

0  
0

0  
0

0

0

0

Agg.Rate 0

Agg.Rate

0

0 ok

0

0  
0  
0

LEC	FCC	Delta	Flag
-----	-----	-------	------

---

		0.00	*
		0.00	*
		0.00	*
		0.00	*
		0.00	*
		0.00	*

0	0	0	*
0	0	0	*
0	0	0	*
0 Agg.Rate		0	*
0 Agg.Rate		0	*
0	0	0	*
0	0	0	*
0	0	0	*
			*
			*



Price Cap Tariff Review Plan  
 Calculation of EUCL Limits, PICC Rate and CCL Rates

Total Jurisdiction (a)	No Zone / Zone A (b)	Zone B (c)	Zone C (d)	Zone D (e)	Other Zone * (f)
0	0	0	0	0	0
0	0	0	0	0	0
0	0	0	0	0	0
0	0	0	0	0	0
0	N/A	N/A	N/A	N/A	N/A
0	N/A	N/A	N/A	N/A	N/A
0	N/A	N/A	N/A	N/A	N/A
0	N/A	N/A	N/A	N/A	N/A
0	N/A	N/A	N/A	N/A	N/A
0	N/A	N/A	N/A	N/A	N/A
0	N/A	N/A	N/A	N/A	N/A
0	N/A	N/A	N/A	N/A	N/A
6.50	N/A	N/A	N/A	N/A	N/A
7.00	N/A	N/A	N/A	N/A	N/A
9.20	N/A	N/A	N/A	N/A	N/A
0.000000	N/A	N/A	N/A	N/A	N/A
0.000000	N/A	N/A	N/A	N/A	N/A
1.000000	N/A	N/A	N/A	N/A	N/A
0.000000	N/A	N/A	N/A	N/A	N/A

Price Cap Tariff Review Plan  
 Calculation of EUCL Limits, PICC Rate and CCL Rates

Total Jurisdiction (a)	No Zone / Zone A (b)	Zone B (c)	Zone C (d)	Zone D (e)	Other Zone * (f)
0	N/A	N/A	N/A	N/A	N/A
0	N/A	N/A	N/A	N/A	N/A
0	N/A	N/A	N/A	N/A	N/A
0	N/A	N/A	N/A	N/A	N/A
0	N/A	N/A	N/A	N/A	N/A
0	N/A	N/A	N/A	N/A	N/A
0	N/A	N/A	N/A	N/A	N/A
0	N/A	N/A	N/A	N/A	N/A
0	N/A	N/A	N/A	N/A	N/A
0	N/A	N/A	N/A	N/A	N/A
0	N/A	N/A	N/A	N/A	N/A
0.000000	N/A	N/A	N/A	N/A	N/A
0	N/A	N/A	N/A	N/A	N/A
0.000000	N/A	N/A	N/A	N/A	N/A
0.000000	N/A	N/A	N/A	N/A	N/A
0	N/A	N/A	N/A	N/A	N/A
0	N/A	N/A	N/A	N/A	N/A
0	N/A	N/A	N/A	N/A	N/A
0.000000	N/A	N/A	N/A	N/A	N/A
0.000000	N/A	N/A	N/A	N/A	N/A
0	N/A	N/A	N/A	N/A	N/A
0.000000	N/A	N/A	N/A	N/A	N/A
0.000000	N/A	N/A	N/A	N/A	N/A
0	N/A	N/A	N/A	N/A	N/A
0	N/A	N/A	N/A	N/A	N/A
0	N/A	N/A	N/A	N/A	N/A
Yes	N/A	N/A	N/A	N/A	N/A
No	N/A	N/A	N/A	N/A	N/A
No	N/A	N/A	N/A	N/A	N/A
	N/A	N/A	N/A	N/A	N/A
	N/A	N/A	N/A	N/A	N/A
	N/A	N/A	N/A	N/A	N/A



Price Cap Tariff Review Plan  
Manual Input of EUCL Rates - No PICC or MOU Rates

Total Jurisdiction  
(a)

0  
0

0

0.00  
0.00  
0.00

0.00  
0.00  
0.00

0  
0  
0  
0

0

Price Cap Tariff Review Plan  
 Calculation of Minimum & Maximum EU Rates

Total Jurisdiction (a)	No Zone / Zone A (b)	Zone B (c)	Zone C (d)	Zone D (e)	Other Zone * (f)
CAP2	N/A	N/A	N/A	N/A	N/A
CAP2	N/A	N/A	N/A	N/A	N/A
CAP2	N/A	N/A	N/A	N/A	N/A
CAP2	CAP2	CAP2	CAP2	CAP2	CAP2
N/A	CAP2	CAP2	CAP2	CAP2	CAP2
N/A	CAP2	CAP2	CAP2	CAP2	CAP2
CAP2	CAP2	CAP2	CAP2	CAP2	CAP2
CAP2	N/A	N/A	N/A	N/A	N/A
CAP2	N/A	N/A	N/A	N/A	N/A
CAP2	CAP2	CAP2	CAP2	CAP2	CAP2
CAP2	N/A	N/A	N/A	N/A	N/A
N/A	CAP2	CAP2	CAP2	CAP2	CAP2
CAP2	N/A	N/A	N/A	N/A	N/A
CAP2	N/A	N/A	N/A	N/A	N/A
CAP2	CAP2	CAP2	CAP2	CAP2	CAP2
CAP2	N/A	N/A	N/A	N/A	N/A
CAP2	N/A	N/A	N/A	N/A	N/A
CAP2	N/A	N/A	N/A	N/A	N/A
CAP2	N/A	N/A	N/A	N/A	N/A
CAP2	N/A	N/A	N/A	N/A	N/A
N/A	CAP2	CAP2	CAP2	CAP2	CAP2
N/A	CAP2	CAP2	CAP2	CAP2	CAP2
N/A	CAP2	CAP2	CAP2	CAP2	CAP2
CAP2	CAP2	CAP2	CAP2	CAP2	CAP2
CAP2	CAP2	CAP2	CAP2	CAP2	CAP2
CAP2	CAP2	CAP2	CAP2	CAP2	CAP2
CAP2	CAP2	CAP2	CAP2	CAP2	CAP2
CAP2	N/A	N/A	N/A	N/A	N/A

Price Cap Tariff Review Plan  
Allocation of Pool Revenues to MLB PICC & MLB EUCL

Total Jurisdiction (a)	No Zone / Zone A (b)	Zone B (c)	Zone C (d)	Zone D (e)	Other Zone * (f)
No Pooling	N/A	N/A	N/A	N/A	N/A
No Pooling	N/A	N/A	N/A	N/A	N/A
No Pooling	N/A	N/A	N/A	N/A	N/A
No Pooling	N/A	N/A	N/A	N/A	N/A
No Pooling	N/A	N/A	N/A	N/A	N/A
No Pooling	N/A	N/A	N/A	N/A	N/A
No Pooling	N/A	N/A	N/A	N/A	N/A
No Pooling	N/A	N/A	N/A	N/A	N/A
No Pooling	N/A	N/A	N/A	N/A	N/A
No Pooling	N/A	N/A	N/A	N/A	N/A
No Pooling	N/A	N/A	N/A	N/A	N/A
No Pooling	N/A	N/A	N/A	N/A	N/A
No Pooling	N/A	N/A	N/A	N/A	N/A
No Pooling	N/A	N/A	N/A	N/A	N/A
No Pooling	N/A	N/A	N/A	N/A	N/A
No Pooling	No Pooling	No Pooling	No Pooling	No Pooling	No Pooling
N/A	No Pooling	No Pooling	No Pooling	No Pooling	No Pooling
No Pooling	No Pooling	No Pooling	No Pooling	No Pooling	No Pooling
No Pooling	No Pooling	No Pooling	No Pooling	No Pooling	No Pooling
N/A	No Pooling	No Pooling	No Pooling	No Pooling	No Pooling
No Pooling	No Pooling	No Pooling	No Pooling	No Pooling	No Pooling
No Pooling	N/A	N/A	N/A	N/A	N/A

Price Cap Tariff Review Plan  
Verification of Recovered CMT Revenue

Total Jurisdiction  
(a)

0  
0

0  
0

0

0

0

0  
0

0

0

0

0

0  
0  
0





Price Cap Tariff Review Plan  
 Calculation of EUCL Limits, PICC Rate and CCL Rates

Total Jurisdiction (a)	No Zone / Zone A (b)	Zone B (c)	Zone C (d)	Zone D (e)	Other Zone * (f)
0	N/A	N/A	N/A	N/A	N/A
0	N/A	N/A	N/A	N/A	N/A
0	N/A	N/A	N/A	N/A	N/A
0	N/A	N/A	N/A	N/A	N/A
0	N/A	N/A	N/A	N/A	N/A
0	N/A	N/A	N/A	N/A	N/A
0	N/A	N/A	N/A	N/A	N/A
0	N/A	N/A	N/A	N/A	N/A
0	N/A	N/A	N/A	N/A	N/A
0	N/A	N/A	N/A	N/A	N/A
0	N/A	N/A	N/A	N/A	N/A
0	N/A	N/A	N/A	N/A	N/A
0	N/A	N/A	N/A	N/A	N/A
0.000000	N/A	N/A	N/A	N/A	N/A
0	N/A	N/A	N/A	N/A	N/A
0.000000	N/A	N/A	N/A	N/A	N/A
0.000000	N/A	N/A	N/A	N/A	N/A
0	N/A	N/A	N/A	N/A	N/A
0	N/A	N/A	N/A	N/A	N/A
0	N/A	N/A	N/A	N/A	N/A
0.000000	N/A	N/A	N/A	N/A	N/A
0.000000	N/A	N/A	N/A	N/A	N/A
0	N/A	N/A	N/A	N/A	N/A
0.000000	N/A	N/A	N/A	N/A	N/A
0.000000	N/A	N/A	N/A	N/A	N/A
0	N/A	N/A	N/A	N/A	N/A
0	N/A	N/A	N/A	N/A	N/A
0	N/A	N/A	N/A	N/A	N/A
YES	N/A	N/A	N/A	N/A	N/A
No	N/A	N/A	N/A	N/A	N/A
No	N/A	N/A	N/A	N/A	N/A
	N/A	N/A	N/A	N/A	N/A
	N/A	N/A	N/A	N/A	N/A
	N/A	N/A	N/A	N/A	N/A

Price Cap Tariff Review Plan  
Manual Input of EUCL Rates - No PICC or MOU Rates

Total Jurisdiction  
(a)

0  
0

0

0.00  
0.00  
0.00

0.00  
0.00  
0.00

0  
0  
0  
0

0



Price Cap Tariff Review Plan  
 Calculation of Minimum & Maximum EU Rates

	Total Jurisdiction (a)	No Zone / Zone A (b)	Zone B (c)	Zone C (d)	Zone D (e)	Other Zone * (f)
	0	N/A	N/A	N/A	N/A	N/A
	0	N/A	N/A	N/A	N/A	N/A
	0	N/A	N/A	N/A	N/A	N/A
	0	0	0	0	0	0
N/A		0.00	0.00	0.00	0.00	0.00
N/A		0.00	0.00	0.00	0.00	0.00
	0	0	0	0	0	0
	0	N/A	N/A	N/A	N/A	N/A
	0	N/A	N/A	N/A	N/A	N/A
	0	0	0	0	0	0
	0	N/A	N/A	N/A	N/A	N/A
N/A		0	0	0	0	0
	0	N/A	N/A	N/A	N/A	N/A
	0	N/A	N/A	N/A	N/A	N/A
	0	N/A	N/A	N/A	N/A	N/A
	0	0	0	0	0	0
	0	N/A	N/A	N/A	N/A	N/A
	0	N/A	N/A	N/A	N/A	N/A
	0	N/A	N/A	N/A	N/A	N/A
	0	N/A	N/A	N/A	N/A	N/A
N/A		0.00	0.00	0.00	0.00	0.00
N/A		0.00	0.00	0.00	0.00	0.00
N/A		0.00	0.00	0.00	0.00	0.00
	0	0	0	0	0	0
	0	0	0	0	0	0
	0	0	0	0	0	0
	0	0	0	0	0	0
	0	N/A	N/A	N/A	N/A	N/A

Price Cap Tariff Review Plan  
Allocation of Pool Revenues to MLB PICC & MLB EUCL

Total Jurisdiction (a)	No Zone / Zone A (b)	Zone B (c)	Zone C (d)	Zone D (e)	Other Zone * (f)
No Pooling	N/A	N/A	N/A	N/A	N/A
No Pooling	N/A	N/A	N/A	N/A	N/A
No Pooling	N/A	N/A	N/A	N/A	N/A
No Pooling	N/A	N/A	N/A	N/A	N/A
No Pooling	N/A	N/A	N/A	N/A	N/A
No Pooling	N/A	N/A	N/A	N/A	N/A
No Pooling	N/A	N/A	N/A	N/A	N/A
No Pooling	N/A	N/A	N/A	N/A	N/A
No Pooling	N/A	N/A	N/A	N/A	N/A
No Pooling	N/A	N/A	N/A	N/A	N/A
No Pooling	N/A	N/A	N/A	N/A	N/A
No Pooling	N/A	N/A	N/A	N/A	N/A
No Pooling	N/A	N/A	N/A	N/A	N/A
No Pooling	N/A	N/A	N/A	N/A	N/A
No Pooling	N/A	N/A	N/A	N/A	N/A
No Pooling	N/A	N/A	N/A	N/A	N/A
No Pooling	N/A	N/A	N/A	N/A	N/A
No Pooling	N/A	N/A	N/A	N/A	N/A
No Pooling	No Pooling	No Pooling	No Pooling	No Pooling	No Pooling
N/A	No Pooling	No Pooling	No Pooling	No Pooling	No Pooling
No Pooling	No Pooling	No Pooling	No Pooling	No Pooling	No Pooling
No Pooling	No Pooling	No Pooling	No Pooling	No Pooling	No Pooling
N/A	No Pooling	No Pooling	No Pooling	No Pooling	No Pooling
No Pooling	No Pooling	No Pooling	No Pooling	No Pooling	No Pooling
No Pooling	N/A	N/A	N/A	N/A	N/A

Price Cap Tariff Review Plan  
Verification of Recovered CMT Revenue

Total Jurisdiction  
(a)

0  
0

0  
0

0

0

0

0  
0

0

0

0

0

0  
0  
0



Price Cap Tariff Review Plan  
 Calculation of EUCL Limits, PICC Rate and CCL Rates

Total Jurisdiction (a)	No Zone / Zone A (b)	Zone B (c)	Zone C (d)	Zone D (e)	Other Zone (f)
0	0	0	0	0	0
0	0	0	0	0	0
0	0	0	0	0	0
0	0	0	0	0	0
0	N/A	N/A	N/A	N/A	N/A
0	N/A	N/A	N/A	N/A	N/A
0	N/A	N/A	N/A	N/A	N/A
0	N/A	N/A	N/A	N/A	N/A
0	N/A	N/A	N/A	N/A	N/A
0	N/A	N/A	N/A	N/A	N/A
0	N/A	N/A	N/A	N/A	N/A
0	N/A	N/A	N/A	N/A	N/A
6.50	N/A	N/A	N/A	N/A	N/A
7.00	N/A	N/A	N/A	N/A	N/A
9.20	N/A	N/A	N/A	N/A	N/A
0.000000	N/A	N/A	N/A	N/A	N/A
0.000000	N/A	N/A	N/A	N/A	N/A
0.000000	N/A	N/A	N/A	N/A	N/A
0.000000	N/A	N/A	N/A	N/A	N/A

Price Cap Tariff Review Plan  
 Calculation of EUCL Limits, PICC Rate and CCL Rates

Total Jurisdiction (a)	No Zone / Zone A (b)	Zone B (c)	Zone C (d)	Zone D (e)	Other Zone (f)
0	N/A	N/A	N/A	N/A	N/A
0	N/A	N/A	N/A	N/A	N/A
0	N/A	N/A	N/A	N/A	N/A
0	N/A	N/A	N/A	N/A	N/A
0	N/A	N/A	N/A	N/A	N/A
0	N/A	N/A	N/A	N/A	N/A
0	N/A	N/A	N/A	N/A	N/A
0	N/A	N/A	N/A	N/A	N/A
0	N/A	N/A	N/A	N/A	N/A
0	N/A	N/A	N/A	N/A	N/A
Agg.Rate	N/A	N/A	N/A	N/A	N/A
Agg.Rate	N/A	N/A	N/A	N/A	N/A
Agg.Rate	N/A	N/A	N/A	N/A	N/A
Agg.Rate	N/A	N/A	N/A	N/A	N/A
Agg.Rate	N/A	N/A	N/A	N/A	N/A
Agg.Rate	N/A	N/A	N/A	N/A	N/A
Agg.Rate	N/A	N/A	N/A	N/A	N/A
Agg.Rate	N/A	N/A	N/A	N/A	N/A
Agg.Rate	N/A	N/A	N/A	N/A	N/A
Agg.Rate	N/A	N/A	N/A	N/A	N/A
Agg.Rate	N/A	N/A	N/A	N/A	N/A
Agg.Rate	N/A	N/A	N/A	N/A	N/A
Agg.Rate	N/A	N/A	N/A	N/A	N/A
Agg.Rate	N/A	N/A	N/A	N/A	N/A
Agg.Rate	N/A	N/A	N/A	N/A	N/A
YES	N/A	N/A	N/A	N/A	N/A
No	N/A	N/A	N/A	N/A	N/A
No	N/A	N/A	N/A	N/A	N/A
	N/A	N/A	N/A	N/A	N/A
	N/A	N/A	N/A	N/A	N/A
	N/A	N/A	N/A	N/A	N/A

Price Cap Tariff Review Plan  
Manual Input of EUCL Rates - No PICC or MOU Rates

Total Jurisdiction  
(a)

ok  
ok  
ok

Price Cap Tariff Review Plan  
 Calculation of Minimum & Maximum EU Rates

Total Jurisdiction (a)	No Zone / Zone A (b)	Zone B (c)	Zone C (d)	Zone D (e)	Other Zone (f)
	N/A	N/A	N/A	N/A	N/A
	N/A	N/A	N/A	N/A	N/A
	N/A	N/A	N/A	N/A	N/A
N/A					
N/A					
	N/A	N/A	N/A	N/A	N/A
	N/A	N/A	N/A	N/A	N/A
	N/A	N/A	N/A	N/A	N/A
N/A					
	N/A	N/A	N/A	N/A	N/A
	N/A	N/A	N/A	N/A	N/A
	N/A	N/A	N/A	N/A	N/A
	N/A	N/A	N/A	N/A	N/A
	N/A	N/A	N/A	N/A	N/A
N/A					
N/A					
N/A					
	N/A	N/A	N/A	N/A	N/A



Price Cap Tariff Review Plan  
 Allocation of Pool Revenues to MLB PICC & MLB EUCL

Total Jurisdiction (a)	No Zone / Zone A (b)	Zone B (c)	Zone C (d)	Zone D (e)	Other Zone (f)
	N/A	N/A	N/A	N/A	N/A
	N/A	N/A	N/A	N/A	N/A
	N/A	N/A	N/A	N/A	N/A
	N/A	N/A	N/A	N/A	N/A
	N/A	N/A	N/A	N/A	N/A
	N/A	N/A	N/A	N/A	N/A
	N/A	N/A	N/A	N/A	N/A
	N/A	N/A	N/A	N/A	N/A
	N/A	N/A	N/A	N/A	N/A
	N/A	N/A	N/A	N/A	N/A
	N/A	N/A	N/A	N/A	N/A
	N/A	N/A	N/A	N/A	N/A
	N/A	N/A	N/A	N/A	N/A
	N/A	N/A	N/A	N/A	N/A
	N/A	N/A	N/A	N/A	N/A
	N/A	N/A	N/A	N/A	N/A
N/A					
N/A					
	N/A	N/A	N/A	N/A	N/A

Price Cap Tariff Review Plan  
Verification of Recovered CMT Revenue

Total Jurisdiction  
(a)

---

0  
0

0  
0

0

0

0

Agg.Rate 0

Agg.Rate

0

0 ok

0

0  
0

LEC	FCC	Delta	Flag
-----	-----	-------	------

---

		0.00	*
		0.00	*
		0.00	*
		0.00	*
		0.00	*
		0.00	*

0	0	0	*
0	0	0	*
0	0	0	*
0 Agg.Rate		0	*
0 Agg.Rate		0	*
0	0	0	*
0	0	0	*
0	0	0	*
			*
			*



Price Cap Tariff Review Plan  
 Calculation of EUCL Limits, PICC Rate and CCL Rates

Total Jurisdiction (a)	No Zone / Zone A (b)	Zone B (c)	Zone C (d)	Zone D (e)	Other Zone (f)
0	0	0	0	0	0
0	0	0	0	0	0
0	0	0	0	0	0
0	0	0	0	0	0
0	N/A	N/A	N/A	N/A	N/A
0	N/A	N/A	N/A	N/A	N/A
0	N/A	N/A	N/A	N/A	N/A
0	N/A	N/A	N/A	N/A	N/A
0	N/A	N/A	N/A	N/A	N/A
0	N/A	N/A	N/A	N/A	N/A
0	N/A	N/A	N/A	N/A	N/A
0	N/A	N/A	N/A	N/A	N/A
6.50	N/A	N/A	N/A	N/A	N/A
7.00	N/A	N/A	N/A	N/A	N/A
9.20	N/A	N/A	N/A	N/A	N/A
0.000000	N/A	N/A	N/A	N/A	N/A
0.000000	N/A	N/A	N/A	N/A	N/A
0.0000	N/A	N/A	N/A	N/A	N/A
0.000000	N/A	N/A	N/A	N/A	N/A



Price Cap Tariff Review Plan  
Manual Input of EUCL Rates - No PICC or MOU Rates

Total Jurisdiction  
(a)

ok  
ok  
ok

Price Cap Tariff Review Plan  
 Calculation of Minimum & Maximum EU Rates

Total Jurisdiction (a)	No Zone / Zone A (b)	Zone B (c)	Zone C (d)	Zone D (e)	Other Zone (f)
	N/A	N/A	N/A	N/A	N/A
	N/A	N/A	N/A	N/A	N/A
	N/A	N/A	N/A	N/A	N/A
N/A					
N/A					
	N/A	N/A	N/A	N/A	N/A
	N/A	N/A	N/A	N/A	N/A
	N/A	N/A	N/A	N/A	N/A
N/A					
	N/A	N/A	N/A	N/A	N/A
	N/A	N/A	N/A	N/A	N/A
	N/A	N/A	N/A	N/A	N/A
	N/A	N/A	N/A	N/A	N/A
	N/A	N/A	N/A	N/A	N/A
N/A					
N/A					
N/A					
	N/A	N/A	N/A	N/A	N/A





Price Cap Tariff Review Plan  
Verification of Recovered CMT Revenue

Total Jurisdiction  
(a)

---

0  
0

0  
0

0

0

0

Agg.Rate 0

Agg.Rate  
0

0 ok

0  
0  
0

LEC	FCC	Delta	Flag
-----	-----	-------	------

---

		0.00	*
		0.00	*
		0.00	*
		0.00	*
		0.00	*
		0.00	*

0	0	0	*
0	0	0	*
0	0	0	*
0 Agg.Rate		0	*
0 Agg.Rate		0	*
0	0	0	*
0	0	0	*
0	0	0	*
			*
			*



Price Cap Tariff Review Plan  
 Calculation of EUCL Limits, PICC Rate and CCL Rates

Total Jurisdiction (a)	No Zone / Zone A (b)	Zone B (c)	Zone C (d)	Zone D (e)	Other Zone * (f)
0	0	0	0	0	0
0	0	0	0	0	0
0	0	0	0	0	0
0	0	0	0	0	0
0	N/A	N/A	N/A	N/A	N/A
0	N/A	N/A	N/A	N/A	N/A
0	N/A	N/A	N/A	N/A	N/A
0	N/A	N/A	N/A	N/A	N/A
0	N/A	N/A	N/A	N/A	N/A
0	N/A	N/A	N/A	N/A	N/A
0	N/A	N/A	N/A	N/A	N/A
6.50	N/A	N/A	N/A	N/A	N/A
7.00	N/A	N/A	N/A	N/A	N/A
9.20	N/A	N/A	N/A	N/A	N/A
0.000000	N/A	N/A	N/A	N/A	N/A
0.000000	N/A	N/A	N/A	N/A	N/A
1.000000	N/A	N/A	N/A	N/A	N/A
0.000000	N/A	N/A	N/A	N/A	N/A



Price Cap Tariff Review Plan  
Manual Input of EUCL Rates - No PICC or MOU Rates

Total Jurisdiction  
(a)

0  
0

0

0.00  
0.00  
0.00

0.00  
0.00  
0.00

0  
0  
0  
0

0

Price Cap Tariff Review Plan  
 Calculation of Minimum & Maximum EU Rates

Total Jurisdiction (a)	No Zone / Zone A (b)	Zone B (c)	Zone C (d)	Zone D (e)	Other Zone * (f)
CAP2	N/A	N/A	N/A	N/A	N/A
CAP2	N/A	N/A	N/A	N/A	N/A
CAP2	N/A	N/A	N/A	N/A	N/A
CAP2	CAP2	CAP2	CAP2	CAP2	CAP2
N/A	CAP2	CAP2	CAP2	CAP2	CAP2
N/A	CAP2	CAP2	CAP2	CAP2	CAP2
CAP2	CAP2	CAP2	CAP2	CAP2	CAP2
CAP2	N/A	N/A	N/A	N/A	N/A
CAP2	N/A	N/A	N/A	N/A	N/A
CAP2	CAP2	CAP2	CAP2	CAP2	CAP2
CAP2	N/A	N/A	N/A	N/A	N/A
N/A	CAP2	CAP2	CAP2	CAP2	CAP2
CAP2	N/A	N/A	N/A	N/A	N/A
CAP2	N/A	N/A	N/A	N/A	N/A
CAP2	CAP2	CAP2	CAP2	CAP2	CAP2
CAP2	N/A	N/A	N/A	N/A	N/A
CAP2	N/A	N/A	N/A	N/A	N/A
CAP2	N/A	N/A	N/A	N/A	N/A
CAP2	N/A	N/A	N/A	N/A	N/A
CAP2	N/A	N/A	N/A	N/A	N/A
N/A	CAP2	CAP2	CAP2	CAP2	CAP2
N/A	CAP2	CAP2	CAP2	CAP2	CAP2
N/A	CAP2	CAP2	CAP2	CAP2	CAP2
CAP2	CAP2	CAP2	CAP2	CAP2	CAP2
CAP2	CAP2	CAP2	CAP2	CAP2	CAP2
CAP2	CAP2	CAP2	CAP2	CAP2	CAP2
CAP2	CAP2	CAP2	CAP2	CAP2	CAP2
CAP2	N/A	N/A	N/A	N/A	N/A



Price Cap Tariff Review Plan  
Allocation of Pool Revenues to MLB PICC & MLB EUCL

Total Jurisdiction (a)	No Zone / Zone A (b)	Zone B (c)	Zone C (d)	Zone D (e)	Other Zone * (f)
No Pooling	N/A	N/A	N/A	N/A	N/A
No Pooling	N/A	N/A	N/A	N/A	N/A
No Pooling	N/A	N/A	N/A	N/A	N/A
No Pooling	N/A	N/A	N/A	N/A	N/A
No Pooling	N/A	N/A	N/A	N/A	N/A
No Pooling	N/A	N/A	N/A	N/A	N/A
No Pooling	N/A	N/A	N/A	N/A	N/A
No Pooling	N/A	N/A	N/A	N/A	N/A
No Pooling	N/A	N/A	N/A	N/A	N/A
No Pooling	N/A	N/A	N/A	N/A	N/A
No Pooling	N/A	N/A	N/A	N/A	N/A
No Pooling	N/A	N/A	N/A	N/A	N/A
No Pooling	N/A	N/A	N/A	N/A	N/A
No Pooling	N/A	N/A	N/A	N/A	N/A
No Pooling	N/A	N/A	N/A	N/A	N/A
No Pooling	N/A	N/A	N/A	N/A	N/A
No Pooling	N/A	N/A	N/A	N/A	N/A
No Pooling	N/A	N/A	N/A	N/A	N/A
No Pooling	No Pooling	No Pooling	No Pooling	No Pooling	No Pooling
N/A	No Pooling	No Pooling	No Pooling	No Pooling	No Pooling
No Pooling	No Pooling	No Pooling	No Pooling	No Pooling	No Pooling
No Pooling	No Pooling	No Pooling	No Pooling	No Pooling	No Pooling
N/A	No Pooling	No Pooling	No Pooling	No Pooling	No Pooling
No Pooling	No Pooling	No Pooling	No Pooling	No Pooling	No Pooling
No Pooling	N/A	N/A	N/A	N/A	N/A

Price Cap Tariff Review Plan  
Verification of Recovered CMT Revenue

Total Jurisdiction  
(a)

0  
0

0  
0

0

0

0

0  
0

0

0

0

0

0  
0  
0



Price Cap Tariff Review Plan  
 Calculation of EUCL Limits, PICC Rate and CCL Rates

Total Jurisdiction (a)	No Zone / Zone A (b)	Zone B (c)	Zone C (d)	Zone D (e)	Other Zone * (f)
0	0	0	0	0	0
0	0	0	0	0	0
0	0	0	0	0	0
0	0	0	0	0	0
0	N/A	N/A	N/A	N/A	N/A
0	N/A	N/A	N/A	N/A	N/A
0	N/A	N/A	N/A	N/A	N/A
0	N/A	N/A	N/A	N/A	N/A
0	N/A	N/A	N/A	N/A	N/A
0	N/A	N/A	N/A	N/A	N/A
0	N/A	N/A	N/A	N/A	N/A
0	N/A	N/A	N/A	N/A	N/A
0	N/A	N/A	N/A	N/A	N/A
0	N/A	N/A	N/A	N/A	N/A
0	N/A	N/A	N/A	N/A	N/A
6.50	N/A	N/A	N/A	N/A	N/A
7.00	N/A	N/A	N/A	N/A	N/A
9.20	N/A	N/A	N/A	N/A	N/A
0.000000	N/A	N/A	N/A	N/A	N/A
0.000000	N/A	N/A	N/A	N/A	N/A
0.000000	N/A	N/A	N/A	N/A	N/A
0.000000	N/A	N/A	N/A	N/A	N/A

Price Cap Tariff Review Plan  
 Calculation of EUCL Limits, PICC Rate and CCL Rates

Total Jurisdiction (a)	No Zone / Zone A (b)	Zone B (c)	Zone C (d)	Zone D (e)	Other Zone * (f)
	0	N/A	N/A	N/A	N/A
	0	N/A	N/A	N/A	N/A
	0	N/A	N/A	N/A	N/A
	0	N/A	N/A	N/A	N/A
	0	N/A	N/A	N/A	N/A
	0	N/A	N/A	N/A	N/A
	0	N/A	N/A	N/A	N/A
	0	N/A	N/A	N/A	N/A
	0	N/A	N/A	N/A	N/A
	0	N/A	N/A	N/A	N/A
	0	N/A	N/A	N/A	N/A
	0	N/A	N/A	N/A	N/A
	0	N/A	N/A	N/A	N/A
	0.000000	N/A	N/A	N/A	N/A
	0	N/A	N/A	N/A	N/A
	0.000000	N/A	N/A	N/A	N/A
	0.000000	N/A	N/A	N/A	N/A
	0	N/A	N/A	N/A	N/A
	0	N/A	N/A	N/A	N/A
	0	N/A	N/A	N/A	N/A
	0.000000	N/A	N/A	N/A	N/A
	0.000000	N/A	N/A	N/A	N/A
	0	N/A	N/A	N/A	N/A
	0.000000	N/A	N/A	N/A	N/A
	0.000000	N/A	N/A	N/A	N/A
	0	N/A	N/A	N/A	N/A
	0	N/A	N/A	N/A	N/A
	0	N/A	N/A	N/A	N/A
YES		N/A	N/A	N/A	N/A
No		N/A	N/A	N/A	N/A
No		N/A	N/A	N/A	N/A
		N/A	N/A	N/A	N/A
		N/A	N/A	N/A	N/A
		N/A	N/A	N/A	N/A

Price Cap Tariff Review Plan  
Manual Input of EUCL Rates - No PICC or MOU Rates

Total Jurisdiction  
(a)

0  
0

0

0.00  
0.00  
0.00

0.00  
0.00  
0.00

0  
0  
0  
0

0

Price Cap Tariff Review Plan  
 Calculation of Minimum & Maximum EU Rates

	Total Jurisdiction (a)	No Zone / Zone A (b)	Zone B (c)	Zone C (d)	Zone D (e)	Other Zone * (f)
	0	N/A	N/A	N/A	N/A	N/A
	0	N/A	N/A	N/A	N/A	N/A
	0	N/A	N/A	N/A	N/A	N/A
	0	0	0	0	0	0
N/A		0.00	0.00	0.00	0.00	0.00
N/A		0.00	0.00	0.00	0.00	0.00
	0	0	0	0	0	0
	0	N/A	N/A	N/A	N/A	N/A
	0	N/A	N/A	N/A	N/A	N/A
	0	0	0	0	0	0
	0	N/A	N/A	N/A	N/A	N/A
N/A		0	0	0	0	0
	0	N/A	N/A	N/A	N/A	N/A
	0	N/A	N/A	N/A	N/A	N/A
	0	N/A	N/A	N/A	N/A	N/A
	0	0	0	0	0	0
	0	N/A	N/A	N/A	N/A	N/A
	0	N/A	N/A	N/A	N/A	N/A
	0	N/A	N/A	N/A	N/A	N/A
	0	N/A	N/A	N/A	N/A	N/A
N/A		0.00	0.00	0.00	0.00	0.00
N/A		0.00	0.00	0.00	0.00	0.00
N/A		0.00	0.00	0.00	0.00	0.00
	0	0	0	0	0	0
	0	0	0	0	0	0
	0	0	0	0	0	0
	0	0	0	0	0	0
	0	N/A	N/A	N/A	N/A	N/A

Price Cap Tariff Review Plan  
Allocation of Pool Revenues to MLB PICC & MLB EUCL

Total Jurisdiction (a)	No Zone / Zone A (b)	Zone B (c)	Zone C (d)	Zone D (e)	Other Zone * (f)
No Pooling	N/A	N/A	N/A	N/A	N/A
No Pooling	N/A	N/A	N/A	N/A	N/A
No Pooling	N/A	N/A	N/A	N/A	N/A
No Pooling	N/A	N/A	N/A	N/A	N/A
No Pooling	N/A	N/A	N/A	N/A	N/A
No Pooling	N/A	N/A	N/A	N/A	N/A
No Pooling	N/A	N/A	N/A	N/A	N/A
No Pooling	N/A	N/A	N/A	N/A	N/A
No Pooling	N/A	N/A	N/A	N/A	N/A
No Pooling	N/A	N/A	N/A	N/A	N/A
No Pooling	N/A	N/A	N/A	N/A	N/A
No Pooling	N/A	N/A	N/A	N/A	N/A
No Pooling	N/A	N/A	N/A	N/A	N/A
No Pooling	N/A	N/A	N/A	N/A	N/A
No Pooling	No Pooling	No Pooling	No Pooling	No Pooling	No Pooling
N/A	No Pooling	No Pooling	No Pooling	No Pooling	No Pooling
No Pooling	No Pooling	No Pooling	No Pooling	No Pooling	No Pooling
No Pooling	No Pooling	No Pooling	No Pooling	No Pooling	No Pooling
N/A	No Pooling	No Pooling	No Pooling	No Pooling	No Pooling
No Pooling	No Pooling	No Pooling	No Pooling	No Pooling	No Pooling
No Pooling	N/A	N/A	N/A	N/A	N/A



Price Cap Tariff Review Plan  
Verification of Recovered CMT Revenue

Total Jurisdiction  
(a)

0  
0

0  
0

0

0

0

0  
0

0

0

0

0

0  
0  
0



Price Cap Tariff Review Plan  
 Calculation of EUCL Limits, PICC Rate and CCL Rates

Total Jurisdiction (a)	No Zone / Zone A (b)	Zone B (c)	Zone C (d)	Zone D (e)	Other Zone (f)
0	0	0	0	0	0
0	0	0	0	0	0
0	0	0	0	0	0
0	0	0	0	0	0
0	N/A	N/A	N/A	N/A	N/A
0	N/A	N/A	N/A	N/A	N/A
0	N/A	N/A	N/A	N/A	N/A
0	N/A	N/A	N/A	N/A	N/A
0	N/A	N/A	N/A	N/A	N/A
0	N/A	N/A	N/A	N/A	N/A
0	N/A	N/A	N/A	N/A	N/A
0	N/A	N/A	N/A	N/A	N/A
6.50	N/A	N/A	N/A	N/A	N/A
7.00	N/A	N/A	N/A	N/A	N/A
9.20	N/A	N/A	N/A	N/A	N/A
0.000000	N/A	N/A	N/A	N/A	N/A
0.000000	N/A	N/A	N/A	N/A	N/A
0.000000	N/A	N/A	N/A	N/A	N/A
0.000000	N/A	N/A	N/A	N/A	N/A



Price Cap Tariff Review Plan  
Manual Input of EUCL Rates - No PICC or MOU Rates

Total Jurisdiction  
(a)

ok  
ok  
ok

Price Cap Tariff Review Plan  
 Calculation of Minimum & Maximum EU Rates

Total Jurisdiction (a)	No Zone / Zone A (b)	Zone B (c)	Zone C (d)	Zone D (e)	Other Zone (f)
	N/A	N/A	N/A	N/A	N/A
	N/A	N/A	N/A	N/A	N/A
	N/A	N/A	N/A	N/A	N/A
N/A					
N/A					
	N/A	N/A	N/A	N/A	N/A
	N/A	N/A	N/A	N/A	N/A
	N/A	N/A	N/A	N/A	N/A
N/A					
	N/A	N/A	N/A	N/A	N/A
	N/A	N/A	N/A	N/A	N/A
	N/A	N/A	N/A	N/A	N/A
	N/A	N/A	N/A	N/A	N/A
	N/A	N/A	N/A	N/A	N/A
N/A					
N/A					
N/A					
	N/A	N/A	N/A	N/A	N/A

Price Cap Tariff Review Plan  
Allocation of Pool Revenues to MLB PICC & MLB EUCL

Total Jurisdiction (a)	No Zone / Zone A (b)	Zone B (c)	Zone C (d)	Zone D (e)	Other Zone (f)
	N/A N/A	N/A N/A	N/A N/A	N/A N/A	N/A N/A
	N/A N/A	N/A N/A	N/A N/A	N/A N/A	N/A N/A
	N/A N/A N/A N/A	N/A N/A N/A N/A	N/A N/A N/A N/A	N/A N/A N/A N/A	N/A N/A N/A N/A
	N/A	N/A	N/A	N/A	N/A
	N/A N/A N/A N/A N/A N/A	N/A N/A N/A N/A N/A N/A	N/A N/A N/A N/A N/A N/A	N/A N/A N/A N/A N/A N/A	N/A N/A N/A N/A N/A N/A
N/A					
N/A					
	N/A	N/A	N/A	N/A	N/A

Price Cap Tariff Review Plan  
Verification of Recovered CMT Revenue

Total Jurisdiction  
(a)

---

0  
0

0  
0

0

0

0

Agg.Rate 0

Agg.Rate

0

0 ok

0

0  
0



LEC	FCC	Delta	Flag
-----	-----	-------	------

---

		0.00	*
		0.00	*
		0.00	*
		0.00	*
		0.00	*
		0.00	*

0	0	0	*
0	0	0	*
0	0	0	*
0 Agg.Rate		0	*
0 Agg.Rate		0	*
0	0	0	*
0	0	0	*
0	0	0	*
			*
			*



Price Cap Tariff Review Plan  
 Calculation of EUCL Limits, PICC Rate and CCL Rates

Total Jurisdiction (a)	No Zone / Zone A (b)	Zone B (c)	Zone C (d)	Zone D (e)	Other Zone (f)
0	0	0	0	0	0
0	0	0	0	0	0
0	0	0	0	0	0
0	0	0	0	0	0
0	N/A	N/A	N/A	N/A	N/A
0	N/A	N/A	N/A	N/A	N/A
0	N/A	N/A	N/A	N/A	N/A
0	N/A	N/A	N/A	N/A	N/A
0	N/A	N/A	N/A	N/A	N/A
0	N/A	N/A	N/A	N/A	N/A
0	N/A	N/A	N/A	N/A	N/A
0	N/A	N/A	N/A	N/A	N/A
0	N/A	N/A	N/A	N/A	N/A
6.50	N/A	N/A	N/A	N/A	N/A
7.00	N/A	N/A	N/A	N/A	N/A
9.20	N/A	N/A	N/A	N/A	N/A
0.000000	N/A	N/A	N/A	N/A	N/A
0.000000	N/A	N/A	N/A	N/A	N/A
0.0000	N/A	N/A	N/A	N/A	N/A
0.000000	N/A	N/A	N/A	N/A	N/A



Price Cap Tariff Review Plan  
Manual Input of EUCL Rates - No PICC or MOU Rates

Total Jurisdiction  
(a)

ok  
ok  
ok

Price Cap Tariff Review Plan  
 Calculation of Minimum & Maximum EU Rates

Total Jurisdiction (a)	No Zone / Zone A (b)	Zone B (c)	Zone C (d)	Zone D (e)	Other Zone (f)
	N/A	N/A	N/A	N/A	N/A
	N/A	N/A	N/A	N/A	N/A
	N/A	N/A	N/A	N/A	N/A
N/A					
N/A					
	N/A	N/A	N/A	N/A	N/A
	N/A	N/A	N/A	N/A	N/A
	N/A	N/A	N/A	N/A	N/A
N/A					
	N/A	N/A	N/A	N/A	N/A
	N/A	N/A	N/A	N/A	N/A
	N/A	N/A	N/A	N/A	N/A
	N/A	N/A	N/A	N/A	N/A
	N/A	N/A	N/A	N/A	N/A
N/A					
N/A					
N/A					
	N/A	N/A	N/A	N/A	N/A

Price Cap Tariff Review Plan  
Allocation of Pool Revenues to MLB PICC & MLB EUCL

Total Jurisdiction (a)	No Zone / Zone A (b)	Zone B (c)	Zone C (d)	Zone D (e)	Other Zone (f)
	N/A	N/A	N/A	N/A	N/A
	N/A	N/A	N/A	N/A	N/A
	N/A	N/A	N/A	N/A	N/A
	N/A	N/A	N/A	N/A	N/A
	N/A	N/A	N/A	N/A	N/A
	N/A	N/A	N/A	N/A	N/A
	N/A	N/A	N/A	N/A	N/A
	N/A	N/A	N/A	N/A	N/A
	N/A	N/A	N/A	N/A	N/A
	N/A	N/A	N/A	N/A	N/A
	N/A	N/A	N/A	N/A	N/A
N/A					
N/A					
	N/A	N/A	N/A	N/A	N/A

Price Cap Tariff Review Plan  
Verification of Recovered CMT Revenue

Total Jurisdiction  
(a)

---

0  
0

0  
0

0

0

0

Agg.Rate 0

Agg.Rate  
0

0 ok

0  
0  
0



LEC	FCC	Delta	Flag
-----	-----	-------	------

---

		0.00	*
		0.00	*
		0.00	*
		0.00	*
		0.00	*
		0.00	*




0	0	0	*
0	0	0	*
0	0	0	*
0 Agg.Rate		0	*
0 Agg.Rate		0	*
0	0	0	*
0	0	0	*
0	0	0	*
			*
			*



Price Cap Tariff Review Plan  
 Calculation of EUCL Limits, PICC Rate and CCL Rates

Total Jurisdiction (a)	No Zone / Zone A (b)	Zone B (c)	Zone C (d)	Zone D (e)	Other Zone * (f)
0	0	0	0	0	0
0	0	0	0	0	0
0	0	0	0	0	0
0	0	0	0	0	0
0	N/A	N/A	N/A	N/A	N/A
0	N/A	N/A	N/A	N/A	N/A
0	N/A	N/A	N/A	N/A	N/A
0	N/A	N/A	N/A	N/A	N/A
0	N/A	N/A	N/A	N/A	N/A
0	N/A	N/A	N/A	N/A	N/A
0	N/A	N/A	N/A	N/A	N/A
0	N/A	N/A	N/A	N/A	N/A
6.50	N/A	N/A	N/A	N/A	N/A
7.00	N/A	N/A	N/A	N/A	N/A
9.20	N/A	N/A	N/A	N/A	N/A
0.000000	N/A	N/A	N/A	N/A	N/A
0.000000	N/A	N/A	N/A	N/A	N/A
1.000000	N/A	N/A	N/A	N/A	N/A
0.000000	N/A	N/A	N/A	N/A	N/A

Price Cap Tariff Review Plan  
Calculation of EUCL Limits, PICC Rate and CCL Rates

Total Jurisdiction (a)	No Zone / Zone A (b)	Zone B (c)	Zone C (d)	Zone D (e)	Other Zone * (f)
0	N/A	N/A	N/A	N/A	N/A
0	N/A	N/A	N/A	N/A	N/A
0	N/A	N/A	N/A	N/A	N/A
0	N/A	N/A	N/A	N/A	N/A
0	N/A	N/A	N/A	N/A	N/A
0	N/A	N/A	N/A	N/A	N/A
0	N/A	N/A	N/A	N/A	N/A
0	N/A	N/A	N/A	N/A	N/A
0	N/A	N/A	N/A	N/A	N/A
0	N/A	N/A	N/A	N/A	N/A
0	N/A	N/A	N/A	N/A	N/A
0	N/A	N/A	N/A	N/A	N/A
0	N/A	N/A	N/A	N/A	N/A
0.000000	N/A	N/A	N/A	N/A	N/A
0	N/A	N/A	N/A	N/A	N/A
0.000000	N/A	N/A	N/A	N/A	N/A
0.000000	N/A	N/A	N/A	N/A	N/A
0	N/A	N/A	N/A	N/A	N/A
0	N/A	N/A	N/A	N/A	N/A
0	N/A	N/A	N/A	N/A	N/A
0.000000	N/A	N/A	N/A	N/A	N/A
0.000000	N/A	N/A	N/A	N/A	N/A
0	N/A	N/A	N/A	N/A	N/A
0.000000	N/A	N/A	N/A	N/A	N/A
0.000000	N/A	N/A	N/A	N/A	N/A
0	N/A	N/A	N/A	N/A	N/A
0	N/A	N/A	N/A	N/A	N/A
0	N/A	N/A	N/A	N/A	N/A
Yes	N/A	N/A	N/A	N/A	N/A
No	N/A	N/A	N/A	N/A	N/A
No	N/A	N/A	N/A	N/A	N/A
No	N/A	N/A	N/A	N/A	N/A
	N/A	N/A	N/A	N/A	N/A
	N/A	N/A	N/A	N/A	N/A
	N/A	N/A	N/A	N/A	N/A

Price Cap Tariff Review Plan  
Manual Input of EUCL Rates - No PICC or MOU Rates

Total Jurisdiction  
(a)

0  
0

0

0.00  
0.00  
0.00

0.00  
0.00  
0.00

0  
0  
0  
0

0

Price Cap Tariff Review Plan  
 Calculation of Minimum & Maximum EU Rates

Total Jurisdiction (a)	No Zone / Zone A (b)	Zone B (c)	Zone C (d)	Zone D (e)	Other Zone * (f)
CAP2	N/A	N/A	N/A	N/A	N/A
CAP2	N/A	N/A	N/A	N/A	N/A
CAP2	N/A	N/A	N/A	N/A	N/A
CAP2	CAP2	CAP2	CAP2	CAP2	CAP2
N/A	CAP2	CAP2	CAP2	CAP2	CAP2
N/A	CAP2	CAP2	CAP2	CAP2	CAP2
CAP2	CAP2	CAP2	CAP2	CAP2	CAP2
CAP2	N/A	N/A	N/A	N/A	N/A
CAP2	N/A	N/A	N/A	N/A	N/A
CAP2	CAP2	CAP2	CAP2	CAP2	CAP2
CAP2	N/A	N/A	N/A	N/A	N/A
N/A	CAP2	CAP2	CAP2	CAP2	CAP2
CAP2	N/A	N/A	N/A	N/A	N/A
CAP2	N/A	N/A	N/A	N/A	N/A
CAP2	CAP2	CAP2	CAP2	CAP2	CAP2
CAP2	N/A	N/A	N/A	N/A	N/A
CAP2	N/A	N/A	N/A	N/A	N/A
CAP2	N/A	N/A	N/A	N/A	N/A
CAP2	N/A	N/A	N/A	N/A	N/A
CAP2	N/A	N/A	N/A	N/A	N/A
N/A	CAP2	CAP2	CAP2	CAP2	CAP2
N/A	CAP2	CAP2	CAP2	CAP2	CAP2
N/A	CAP2	CAP2	CAP2	CAP2	CAP2
CAP2	CAP2	CAP2	CAP2	CAP2	CAP2
CAP2	CAP2	CAP2	CAP2	CAP2	CAP2
CAP2	CAP2	CAP2	CAP2	CAP2	CAP2
CAP2	CAP2	CAP2	CAP2	CAP2	CAP2
CAP2	N/A	N/A	N/A	N/A	N/A

Price Cap Tariff Review Plan  
 Allocation of Pool Revenues to MLB PICC & MLB EUCL

Total Jurisdiction (a)	No Zone / Zone A (b)	Zone B (c)	Zone C (d)	Zone D (e)	Other Zone * (f)
No Pooling	N/A	N/A	N/A	N/A	N/A
No Pooling	N/A	N/A	N/A	N/A	N/A
No Pooling	N/A	N/A	N/A	N/A	N/A
No Pooling	N/A	N/A	N/A	N/A	N/A
No Pooling	N/A	N/A	N/A	N/A	N/A
No Pooling	N/A	N/A	N/A	N/A	N/A
No Pooling	N/A	N/A	N/A	N/A	N/A
No Pooling	N/A	N/A	N/A	N/A	N/A
No Pooling	N/A	N/A	N/A	N/A	N/A
No Pooling	N/A	N/A	N/A	N/A	N/A
No Pooling	N/A	N/A	N/A	N/A	N/A
No Pooling	N/A	N/A	N/A	N/A	N/A
No Pooling	N/A	N/A	N/A	N/A	N/A
No Pooling	N/A	N/A	N/A	N/A	N/A
No Pooling	No Pooling	No Pooling	No Pooling	No Pooling	No Pooling
N/A	No Pooling	No Pooling	No Pooling	No Pooling	No Pooling
No Pooling	No Pooling	No Pooling	No Pooling	No Pooling	No Pooling
No Pooling	No Pooling	No Pooling	No Pooling	No Pooling	No Pooling
N/A	No Pooling	No Pooling	No Pooling	No Pooling	No Pooling
No Pooling	No Pooling	No Pooling	No Pooling	No Pooling	No Pooling
No Pooling	N/A	N/A	N/A	N/A	N/A

Price Cap Tariff Review Plan  
Verification of Recovered CMT Revenue

Total Jurisdiction  
(a)

0  
0

0  
0

0

0

0

0  
0

0

0

0

0

0  
0  
0





Price Cap Tariff Review Plan  
 Calculation of EUCL Limits, PICC Rate and CCL Rates

Total Jurisdiction (a)	No Zone / Zone A (b)	Zone B (c)	Zone C (d)	Zone D (e)	Other Zone * (f)
0	0	0	0	0	0
0	0	0	0	0	0
0	0	0	0	0	0
0	0	0	0	0	0
0	N/A	N/A	N/A	N/A	N/A
0	N/A	N/A	N/A	N/A	N/A
0	N/A	N/A	N/A	N/A	N/A
0	N/A	N/A	N/A	N/A	N/A
0	N/A	N/A	N/A	N/A	N/A
0	N/A	N/A	N/A	N/A	N/A
0	N/A	N/A	N/A	N/A	N/A
6.50	N/A	N/A	N/A	N/A	N/A
7.00	N/A	N/A	N/A	N/A	N/A
9.20	N/A	N/A	N/A	N/A	N/A
0.000000	N/A	N/A	N/A	N/A	N/A
0.000000	N/A	N/A	N/A	N/A	N/A
0.000000	N/A	N/A	N/A	N/A	N/A
0.000000	N/A	N/A	N/A	N/A	N/A

Price Cap Tariff Review Plan  
 Calculation of EUCL Limits, PICC Rate and CCL Rates

Total Jurisdiction (a)	No Zone / Zone A (b)	Zone B (c)	Zone C (d)	Zone D (e)	Other Zone * (f)
0	N/A	N/A	N/A	N/A	N/A
0	N/A	N/A	N/A	N/A	N/A
0	N/A	N/A	N/A	N/A	N/A
0	N/A	N/A	N/A	N/A	N/A
0	N/A	N/A	N/A	N/A	N/A
0	N/A	N/A	N/A	N/A	N/A
0	N/A	N/A	N/A	N/A	N/A
0	N/A	N/A	N/A	N/A	N/A
0	N/A	N/A	N/A	N/A	N/A
0	N/A	N/A	N/A	N/A	N/A
0	N/A	N/A	N/A	N/A	N/A
0.000000	N/A	N/A	N/A	N/A	N/A
0	N/A	N/A	N/A	N/A	N/A
0.000000	N/A	N/A	N/A	N/A	N/A
0.000000	N/A	N/A	N/A	N/A	N/A
0	N/A	N/A	N/A	N/A	N/A
0	N/A	N/A	N/A	N/A	N/A
0	N/A	N/A	N/A	N/A	N/A
0.000000	N/A	N/A	N/A	N/A	N/A
0.000000	N/A	N/A	N/A	N/A	N/A
0	N/A	N/A	N/A	N/A	N/A
0.000000	N/A	N/A	N/A	N/A	N/A
0.000000	N/A	N/A	N/A	N/A	N/A
0	N/A	N/A	N/A	N/A	N/A
0	N/A	N/A	N/A	N/A	N/A
0	N/A	N/A	N/A	N/A	N/A
YES	N/A	N/A	N/A	N/A	N/A
No	N/A	N/A	N/A	N/A	N/A
No	N/A	N/A	N/A	N/A	N/A
	N/A	N/A	N/A	N/A	N/A
	N/A	N/A	N/A	N/A	N/A
	N/A	N/A	N/A	N/A	N/A

Price Cap Tariff Review Plan  
Manual Input of EUCL Rates - No PICC or MOU Rates

Total Jurisdiction  
(a)

0  
0

0

0.00  
0.00  
0.00

0.00  
0.00  
0.00

0  
0  
0  
0

0

Price Cap Tariff Review Plan  
 Calculation of Minimum & Maximum EU Rates

	Total Jurisdiction (a)	No Zone / Zone A (b)	Zone B (c)	Zone C (d)	Zone D (e)	Other Zone * (f)
	0	N/A	N/A	N/A	N/A	N/A
	0	N/A	N/A	N/A	N/A	N/A
	0	N/A	N/A	N/A	N/A	N/A
	0	0	0	0	0	0
N/A		0.00	0.00	0.00	0.00	0.00
N/A		0.00	0.00	0.00	0.00	0.00
	0	0	0	0	0	0
	0	N/A	N/A	N/A	N/A	N/A
	0	N/A	N/A	N/A	N/A	N/A
	0	0	0	0	0	0
	0	N/A	N/A	N/A	N/A	N/A
N/A		0	0	0	0	0
	0	N/A	N/A	N/A	N/A	N/A
	0	N/A	N/A	N/A	N/A	N/A
	0	N/A	N/A	N/A	N/A	N/A
	0	0	0	0	0	0
	0	N/A	N/A	N/A	N/A	N/A
	0	N/A	N/A	N/A	N/A	N/A
	0	N/A	N/A	N/A	N/A	N/A
	0	N/A	N/A	N/A	N/A	N/A
N/A		0.00	0.00	0.00	0.00	0.00
N/A		0.00	0.00	0.00	0.00	0.00
N/A		0.00	0.00	0.00	0.00	0.00
	0	0	0	0	0	0
	0	0	0	0	0	0
	0	0	0	0	0	0
	0	0	0	0	0	0
	0	N/A	N/A	N/A	N/A	N/A

Price Cap Tariff Review Plan  
Allocation of Pool Revenues to MLB PICC & MLB EUCL

Total Jurisdiction (a)	No Zone / Zone A (b)	Zone B (c)	Zone C (d)	Zone D (e)	Other Zone * (f)
No Pooling	N/A	N/A	N/A	N/A	N/A
No Pooling	N/A	N/A	N/A	N/A	N/A
No Pooling	N/A	N/A	N/A	N/A	N/A
No Pooling	N/A	N/A	N/A	N/A	N/A
No Pooling	N/A	N/A	N/A	N/A	N/A
No Pooling	N/A	N/A	N/A	N/A	N/A
No Pooling	N/A	N/A	N/A	N/A	N/A
No Pooling	N/A	N/A	N/A	N/A	N/A
No Pooling	N/A	N/A	N/A	N/A	N/A
No Pooling	N/A	N/A	N/A	N/A	N/A
No Pooling	N/A	N/A	N/A	N/A	N/A
No Pooling	N/A	N/A	N/A	N/A	N/A
No Pooling	N/A	N/A	N/A	N/A	N/A
No Pooling	N/A	N/A	N/A	N/A	N/A
No Pooling	N/A	N/A	N/A	N/A	N/A
No Pooling	No Pooling	No Pooling	No Pooling	No Pooling	No Pooling
N/A	No Pooling	No Pooling	No Pooling	No Pooling	No Pooling
No Pooling	No Pooling	No Pooling	No Pooling	No Pooling	No Pooling
No Pooling	No Pooling	No Pooling	No Pooling	No Pooling	No Pooling
N/A	No Pooling	No Pooling	No Pooling	No Pooling	No Pooling
No Pooling	No Pooling	No Pooling	No Pooling	No Pooling	No Pooling
No Pooling	N/A	N/A	N/A	N/A	N/A

Price Cap Tariff Review Plan  
Verification of Recovered CMT Revenue

Total Jurisdiction  
(a)

0  
0

0  
0

0

0

0

0  
0

0

0

0

0

0  
0  
0





Price Cap Tariff Review Plan  
 Calculation of EUCL Limits, PICC Rate and CCL Rates

Total Jurisdiction (a)	No Zone / Zone A (b)	Zone B (c)	Zone C (d)	Zone D (e)	Other Zone (f)
0	0	0	0	0	0
0	0	0	0	0	0
0	0	0	0	0	0
0	0	0	0	0	0
0	N/A	N/A	N/A	N/A	N/A
0	N/A	N/A	N/A	N/A	N/A
0	N/A	N/A	N/A	N/A	N/A
0	N/A	N/A	N/A	N/A	N/A
0	N/A	N/A	N/A	N/A	N/A
0	N/A	N/A	N/A	N/A	N/A
0	N/A	N/A	N/A	N/A	N/A
0	N/A	N/A	N/A	N/A	N/A
6.50	N/A	N/A	N/A	N/A	N/A
7.00	N/A	N/A	N/A	N/A	N/A
9.20	N/A	N/A	N/A	N/A	N/A
0.000000	N/A	N/A	N/A	N/A	N/A
0.000000	N/A	N/A	N/A	N/A	N/A
0.000000	N/A	N/A	N/A	N/A	N/A
0.000000	N/A	N/A	N/A	N/A	N/A

Price Cap Tariff Review Plan  
 Calculation of EUCL Limits, PICC Rate and CCL Rates

Total Jurisdiction (a)	No Zone / Zone A (b)	Zone B (c)	Zone C (d)	Zone D (e)	Other Zone (f)
	0	N/A	N/A	N/A	N/A
	0	N/A	N/A	N/A	N/A
	0	N/A	N/A	N/A	N/A
	0	N/A	N/A	N/A	N/A
	0	N/A	N/A	N/A	N/A
	0	N/A	N/A	N/A	N/A
	0	N/A	N/A	N/A	N/A
	0	N/A	N/A	N/A	N/A
	0	N/A	N/A	N/A	N/A
Agg.Rate	N/A	N/A	N/A	N/A	N/A
Agg.Rate	N/A	N/A	N/A	N/A	N/A
Agg.Rate	N/A	N/A	N/A	N/A	N/A
Agg.Rate	N/A	N/A	N/A	N/A	N/A
Agg.Rate	N/A	N/A	N/A	N/A	N/A
Agg.Rate	N/A	N/A	N/A	N/A	N/A
Agg.Rate	N/A	N/A	N/A	N/A	N/A
Agg.Rate	N/A	N/A	N/A	N/A	N/A
Agg.Rate	N/A	N/A	N/A	N/A	N/A
Agg.Rate	N/A	N/A	N/A	N/A	N/A
Agg.Rate	N/A	N/A	N/A	N/A	N/A
Agg.Rate	N/A	N/A	N/A	N/A	N/A
Agg.Rate	N/A	N/A	N/A	N/A	N/A
Agg.Rate	N/A	N/A	N/A	N/A	N/A
Agg.Rate	N/A	N/A	N/A	N/A	N/A
YES	N/A	N/A	N/A	N/A	N/A
No	N/A	N/A	N/A	N/A	N/A
No	N/A	N/A	N/A	N/A	N/A
	N/A	N/A	N/A	N/A	N/A
	N/A	N/A	N/A	N/A	N/A
	N/A	N/A	N/A	N/A	N/A

Price Cap Tariff Review Plan  
Manual Input of EUCL Rates - No PICC or MOU Rates

Total Jurisdiction  
(a)

ok  
ok  
ok

Price Cap Tariff Review Plan  
 Calculation of Minimum & Maximum EU Rates

Total Jurisdiction (a)	No Zone / Zone A (b)	Zone B (c)	Zone C (d)	Zone D (e)	Other Zone (f)
	N/A	N/A	N/A	N/A	N/A
	N/A	N/A	N/A	N/A	N/A
	N/A	N/A	N/A	N/A	N/A
N/A					
N/A					
	N/A	N/A	N/A	N/A	N/A
	N/A	N/A	N/A	N/A	N/A
	N/A	N/A	N/A	N/A	N/A
N/A					
	N/A	N/A	N/A	N/A	N/A
	N/A	N/A	N/A	N/A	N/A
	N/A	N/A	N/A	N/A	N/A
	N/A	N/A	N/A	N/A	N/A
	N/A	N/A	N/A	N/A	N/A
N/A					
N/A					
N/A					
	N/A	N/A	N/A	N/A	N/A

Price Cap Tariff Review Plan  
Allocation of Pool Revenues to MLB PICC & MLB EUCL

Total Jurisdiction (a)	No Zone / Zone A (b)	Zone B (c)	Zone C (d)	Zone D (e)	Other Zone (f)
	N/A	N/A	N/A	N/A	N/A
	N/A	N/A	N/A	N/A	N/A
	N/A	N/A	N/A	N/A	N/A
	N/A	N/A	N/A	N/A	N/A
	N/A	N/A	N/A	N/A	N/A
	N/A	N/A	N/A	N/A	N/A
	N/A	N/A	N/A	N/A	N/A
	N/A	N/A	N/A	N/A	N/A
	N/A	N/A	N/A	N/A	N/A
	N/A	N/A	N/A	N/A	N/A
N/A					
N/A					
	N/A	N/A	N/A	N/A	N/A

Price Cap Tariff Review Plan  
Verification of Recovered CMT Revenue

Total Jurisdiction  
(a)

---

0  
0

0  
0

0

0

0

Agg.Rate 0

Agg.Rate

0

0 ok

0

0  
0

LEC	FCC	Delta	Flag
-----	-----	-------	------

---

		0.00	*
		0.00	*
		0.00	*
		0.00	*
		0.00	*
		0.00	*

0	0	0	*
0	0	0	*
0	0	0	*
0 Agg.Rate		0	*
0 Agg.Rate		0	*
0	0	0	*
0	0	0	*
0	0	0	*
			*
			*





Price Cap Tariff Review Plan  
 Calculation of EUCL Limits, PICC Rate and CCL Rates

Total Jurisdiction (a)	No Zone / Zone A (b)	Zone B (c)	Zone C (d)	Zone D (e)	Other Zone (f)
0	0	0	0	0	0
0	0	0	0	0	0
0	0	0	0	0	0
0	0	0	0	0	0
0	N/A	N/A	N/A	N/A	N/A
0	N/A	N/A	N/A	N/A	N/A
0	N/A	N/A	N/A	N/A	N/A
0	N/A	N/A	N/A	N/A	N/A
0	N/A	N/A	N/A	N/A	N/A
0	N/A	N/A	N/A	N/A	N/A
0	N/A	N/A	N/A	N/A	N/A
0	N/A	N/A	N/A	N/A	N/A
6.50	N/A	N/A	N/A	N/A	N/A
7.00	N/A	N/A	N/A	N/A	N/A
9.20	N/A	N/A	N/A	N/A	N/A
0.000000	N/A	N/A	N/A	N/A	N/A
0.000000	N/A	N/A	N/A	N/A	N/A
0.0000	N/A	N/A	N/A	N/A	N/A
0.000000	N/A	N/A	N/A	N/A	N/A



Price Cap Tariff Review Plan  
Manual Input of EUCL Rates - No PICC or MOU Rates

Total Jurisdiction  
(a)

ok  
ok  
ok

Price Cap Tariff Review Plan  
 Calculation of Minimum & Maximum EU Rates

Total Jurisdiction (a)	No Zone / Zone A (b)	Zone B (c)	Zone C (d)	Zone D (e)	Other Zone (f)
	N/A	N/A	N/A	N/A	N/A
	N/A	N/A	N/A	N/A	N/A
	N/A	N/A	N/A	N/A	N/A
N/A					
N/A					
	N/A	N/A	N/A	N/A	N/A
	N/A	N/A	N/A	N/A	N/A
	N/A	N/A	N/A	N/A	N/A
N/A					
	N/A	N/A	N/A	N/A	N/A
	N/A	N/A	N/A	N/A	N/A
	N/A	N/A	N/A	N/A	N/A
	N/A	N/A	N/A	N/A	N/A
	N/A	N/A	N/A	N/A	N/A
N/A					
N/A					
N/A					
	N/A	N/A	N/A	N/A	N/A

Price Cap Tariff Review Plan  
 Allocation of Pool Revenues to MLB PICC & MLB EUCL

Total Jurisdiction (a)	No Zone / Zone A (b)	Zone B (c)	Zone C (d)	Zone D (e)	Other Zone (f)
	N/A	N/A	N/A	N/A	N/A
	N/A	N/A	N/A	N/A	N/A
	N/A	N/A	N/A	N/A	N/A
	N/A	N/A	N/A	N/A	N/A
	N/A	N/A	N/A	N/A	N/A
	N/A	N/A	N/A	N/A	N/A
	N/A	N/A	N/A	N/A	N/A
	N/A	N/A	N/A	N/A	N/A
	N/A	N/A	N/A	N/A	N/A
	N/A	N/A	N/A	N/A	N/A
	N/A	N/A	N/A	N/A	N/A
	N/A	N/A	N/A	N/A	N/A
N/A					
N/A					
	N/A	N/A	N/A	N/A	N/A

Price Cap Tariff Review Plan  
Verification of Recovered CMT Revenue

Total Jurisdiction  
(a)

---

0  
0

0  
0

0

0

0

Agg.Rate 0

Agg.Rate

0

0 ok

0

0  
0  
0

LEC	FCC	Delta	Flag
-----	-----	-------	------

---

		0.00	*
		0.00	*
		0.00	*
		0.00	*
		0.00	*
		0.00	*

0	0	0	*
0	0	0	*
0	0	0	*
0 Agg.Rate		0	*
0 Agg.Rate		0	*
0	0	0	*
0	0	0	*
0	0	0	*
			*
			*





Price Cap Tariff Review Plan  
 Calculation of EUCL Limits, PICC Rate and CCL Rates

Total Jurisdiction (a)	No Zone / Zone A (b)	Zone B (c)	Zone C (d)	Zone D (e)	Other Zone * (f)
0	0	0	0	0	0
0	0	0	0	0	0
0	0	0	0	0	0
0	0	0	0	0	0
0	N/A	N/A	N/A	N/A	N/A
0	N/A	N/A	N/A	N/A	N/A
0	N/A	N/A	N/A	N/A	N/A
0	N/A	N/A	N/A	N/A	N/A
0	N/A	N/A	N/A	N/A	N/A
0	N/A	N/A	N/A	N/A	N/A
0	N/A	N/A	N/A	N/A	N/A
6.50	N/A	N/A	N/A	N/A	N/A
7.00	N/A	N/A	N/A	N/A	N/A
9.20	N/A	N/A	N/A	N/A	N/A
0.000000	N/A	N/A	N/A	N/A	N/A
0.000000	N/A	N/A	N/A	N/A	N/A
1.000000	N/A	N/A	N/A	N/A	N/A
0.000000	N/A	N/A	N/A	N/A	N/A

Price Cap Tariff Review Plan  
Calculation of EUCL Limits, PICC Rate and CCL Rates

Total Jurisdiction (a)	No Zone / Zone A (b)	Zone B (c)	Zone C (d)	Zone D (e)	Other Zone * (f)
0	N/A	N/A	N/A	N/A	N/A
0	N/A	N/A	N/A	N/A	N/A
0	N/A	N/A	N/A	N/A	N/A
0	N/A	N/A	N/A	N/A	N/A
0	N/A	N/A	N/A	N/A	N/A
0	N/A	N/A	N/A	N/A	N/A
0	N/A	N/A	N/A	N/A	N/A
0	N/A	N/A	N/A	N/A	N/A
0	N/A	N/A	N/A	N/A	N/A
0	N/A	N/A	N/A	N/A	N/A
0	N/A	N/A	N/A	N/A	N/A
0	N/A	N/A	N/A	N/A	N/A
0	N/A	N/A	N/A	N/A	N/A
0.000000	N/A	N/A	N/A	N/A	N/A
0	N/A	N/A	N/A	N/A	N/A
0.000000	N/A	N/A	N/A	N/A	N/A
0.000000	N/A	N/A	N/A	N/A	N/A
0	N/A	N/A	N/A	N/A	N/A
0	N/A	N/A	N/A	N/A	N/A
0	N/A	N/A	N/A	N/A	N/A
0.000000	N/A	N/A	N/A	N/A	N/A
0.000000	N/A	N/A	N/A	N/A	N/A
0	N/A	N/A	N/A	N/A	N/A
0.000000	N/A	N/A	N/A	N/A	N/A
0.000000	N/A	N/A	N/A	N/A	N/A
0	N/A	N/A	N/A	N/A	N/A
0	N/A	N/A	N/A	N/A	N/A
0	N/A	N/A	N/A	N/A	N/A
Yes	N/A	N/A	N/A	N/A	N/A
No	N/A	N/A	N/A	N/A	N/A
No	N/A	N/A	N/A	N/A	N/A
No	N/A	N/A	N/A	N/A	N/A
	N/A	N/A	N/A	N/A	N/A
	N/A	N/A	N/A	N/A	N/A
	N/A	N/A	N/A	N/A	N/A

Price Cap Tariff Review Plan  
Manual Input of EUCL Rates - No PICC or MOU Rates

Total Jurisdiction  
(a)

0  
0

0

0.00  
0.00  
0.00

0.00  
0.00  
0.00

0  
0  
0  
0

0

Price Cap Tariff Review Plan  
 Calculation of Minimum & Maximum EU Rates

Total Jurisdiction (a)	No Zone / Zone A (b)	Zone B (c)	Zone C (d)	Zone D (e)	Other Zone * (f)
CAP2	N/A	N/A	N/A	N/A	N/A
CAP2	N/A	N/A	N/A	N/A	N/A
CAP2	N/A	N/A	N/A	N/A	N/A
CAP2	CAP2	CAP2	CAP2	CAP2	CAP2
N/A	CAP2	CAP2	CAP2	CAP2	CAP2
N/A	CAP2	CAP2	CAP2	CAP2	CAP2
CAP2	CAP2	CAP2	CAP2	CAP2	CAP2
CAP2	N/A	N/A	N/A	N/A	N/A
CAP2	N/A	N/A	N/A	N/A	N/A
CAP2	CAP2	CAP2	CAP2	CAP2	CAP2
CAP2	N/A	N/A	N/A	N/A	N/A
N/A	CAP2	CAP2	CAP2	CAP2	CAP2
CAP2	N/A	N/A	N/A	N/A	N/A
CAP2	N/A	N/A	N/A	N/A	N/A
CAP2	CAP2	CAP2	CAP2	CAP2	CAP2
CAP2	N/A	N/A	N/A	N/A	N/A
CAP2	N/A	N/A	N/A	N/A	N/A
CAP2	N/A	N/A	N/A	N/A	N/A
CAP2	N/A	N/A	N/A	N/A	N/A
CAP2	N/A	N/A	N/A	N/A	N/A
CAP2	N/A	N/A	N/A	N/A	N/A
N/A	CAP2	CAP2	CAP2	CAP2	CAP2
N/A	CAP2	CAP2	CAP2	CAP2	CAP2
N/A	CAP2	CAP2	CAP2	CAP2	CAP2
CAP2	CAP2	CAP2	CAP2	CAP2	CAP2
CAP2	CAP2	CAP2	CAP2	CAP2	CAP2
CAP2	CAP2	CAP2	CAP2	CAP2	CAP2
CAP2	CAP2	CAP2	CAP2	CAP2	CAP2
CAP2	N/A	N/A	N/A	N/A	N/A

Price Cap Tariff Review Plan  
Allocation of Pool Revenues to MLB PICC & MLB EUCL

Total Jurisdiction (a)	No Zone / Zone A (b)	Zone B (c)	Zone C (d)	Zone D (e)	Other Zone * (f)
No Pooling	N/A	N/A	N/A	N/A	N/A
No Pooling	N/A	N/A	N/A	N/A	N/A
No Pooling	N/A	N/A	N/A	N/A	N/A
No Pooling	N/A	N/A	N/A	N/A	N/A
No Pooling	N/A	N/A	N/A	N/A	N/A
No Pooling	N/A	N/A	N/A	N/A	N/A
No Pooling	N/A	N/A	N/A	N/A	N/A
No Pooling	N/A	N/A	N/A	N/A	N/A
No Pooling	N/A	N/A	N/A	N/A	N/A
No Pooling	N/A	N/A	N/A	N/A	N/A
No Pooling	N/A	N/A	N/A	N/A	N/A
No Pooling	N/A	N/A	N/A	N/A	N/A
No Pooling	N/A	N/A	N/A	N/A	N/A
No Pooling	N/A	N/A	N/A	N/A	N/A
No Pooling	N/A	N/A	N/A	N/A	N/A
No Pooling	N/A	N/A	N/A	N/A	N/A
No Pooling	N/A	N/A	N/A	N/A	N/A
No Pooling	N/A	N/A	N/A	N/A	N/A
No Pooling	No Pooling	No Pooling	No Pooling	No Pooling	No Pooling
N/A	No Pooling	No Pooling	No Pooling	No Pooling	No Pooling
No Pooling	No Pooling	No Pooling	No Pooling	No Pooling	No Pooling
No Pooling	No Pooling	No Pooling	No Pooling	No Pooling	No Pooling
N/A	No Pooling	No Pooling	No Pooling	No Pooling	No Pooling
No Pooling	No Pooling	No Pooling	No Pooling	No Pooling	No Pooling
No Pooling	N/A	N/A	N/A	N/A	N/A

Price Cap Tariff Review Plan  
Verification of Recovered CMT Revenue

Total Jurisdiction  
(a)

0  
0

0  
0

0

0

0

0  
0

0

0

0

0

0  
0  
0



Price Cap Tariff Review Plan  
 Calculation of EUCL Limits, PICC Rate and CCL Rates

Total Jurisdiction (a)	No Zone / Zone A (b)	Zone B (c)	Zone C (d)	Zone D (e)	Other Zone * (f)
0	0	0	0	0	0
0	0	0	0	0	0
0	0	0	0	0	0
0	0	0	0	0	0
0	N/A	N/A	N/A	N/A	N/A
0	N/A	N/A	N/A	N/A	N/A
0	N/A	N/A	N/A	N/A	N/A
0	N/A	N/A	N/A	N/A	N/A
0	N/A	N/A	N/A	N/A	N/A
0	N/A	N/A	N/A	N/A	N/A
0	N/A	N/A	N/A	N/A	N/A
0	N/A	N/A	N/A	N/A	N/A
6.50	N/A	N/A	N/A	N/A	N/A
7.00	N/A	N/A	N/A	N/A	N/A
9.20	N/A	N/A	N/A	N/A	N/A
0.000000	N/A	N/A	N/A	N/A	N/A
0.000000	N/A	N/A	N/A	N/A	N/A
0.000000	N/A	N/A	N/A	N/A	N/A
0.000000	N/A	N/A	N/A	N/A	N/A





Price Cap Tariff Review Plan  
Manual Input of EUCL Rates - No PICC or MOU Rates

Total Jurisdiction  
(a)

0  
0

0

0.00  
0.00  
0.00

0.00  
0.00  
0.00

0  
0  
0  
0

0

Price Cap Tariff Review Plan  
 Calculation of Minimum & Maximum EU Rates

	Total Jurisdiction (a)	No Zone / Zone A (b)	Zone B (c)	Zone C (d)	Zone D (e)	Other Zone * (f)
	0	N/A	N/A	N/A	N/A	N/A
	0	N/A	N/A	N/A	N/A	N/A
	0	N/A	N/A	N/A	N/A	N/A
	0	0	0	0	0	0
N/A		0.00	0.00	0.00	0.00	0.00
N/A		0.00	0.00	0.00	0.00	0.00
	0	0	0	0	0	0
	0	N/A	N/A	N/A	N/A	N/A
	0	N/A	N/A	N/A	N/A	N/A
	0	0	0	0	0	0
	0	N/A	N/A	N/A	N/A	N/A
N/A		0	0	0	0	0
	0	N/A	N/A	N/A	N/A	N/A
	0	N/A	N/A	N/A	N/A	N/A
	0	N/A	N/A	N/A	N/A	N/A
	0	0	0	0	0	0
	0	N/A	N/A	N/A	N/A	N/A
	0	N/A	N/A	N/A	N/A	N/A
	0	N/A	N/A	N/A	N/A	N/A
	0	N/A	N/A	N/A	N/A	N/A
N/A		0.00	0.00	0.00	0.00	0.00
N/A		0.00	0.00	0.00	0.00	0.00
N/A		0.00	0.00	0.00	0.00	0.00
	0	0	0	0	0	0
	0	0	0	0	0	0
	0	0	0	0	0	0
	0	0	0	0	0	0
	0	N/A	N/A	N/A	N/A	N/A

Price Cap Tariff Review Plan  
Allocation of Pool Revenues to MLB PICC & MLB EUCL

Total Jurisdiction (a)	No Zone / Zone A (b)	Zone B (c)	Zone C (d)	Zone D (e)	Other Zone * (f)
No Pooling	N/A	N/A	N/A	N/A	N/A
No Pooling	N/A	N/A	N/A	N/A	N/A
No Pooling	N/A	N/A	N/A	N/A	N/A
No Pooling	N/A	N/A	N/A	N/A	N/A
No Pooling	N/A	N/A	N/A	N/A	N/A
No Pooling	N/A	N/A	N/A	N/A	N/A
No Pooling	N/A	N/A	N/A	N/A	N/A
No Pooling	N/A	N/A	N/A	N/A	N/A
No Pooling	N/A	N/A	N/A	N/A	N/A
No Pooling	N/A	N/A	N/A	N/A	N/A
No Pooling	N/A	N/A	N/A	N/A	N/A
No Pooling	N/A	N/A	N/A	N/A	N/A
No Pooling	N/A	N/A	N/A	N/A	N/A
No Pooling	N/A	N/A	N/A	N/A	N/A
No Pooling	N/A	N/A	N/A	N/A	N/A
No Pooling	No Pooling	No Pooling	No Pooling	No Pooling	No Pooling
N/A	No Pooling	No Pooling	No Pooling	No Pooling	No Pooling
No Pooling	No Pooling	No Pooling	No Pooling	No Pooling	No Pooling
No Pooling	No Pooling	No Pooling	No Pooling	No Pooling	No Pooling
N/A	No Pooling	No Pooling	No Pooling	No Pooling	No Pooling
No Pooling	No Pooling	No Pooling	No Pooling	No Pooling	No Pooling
No Pooling	N/A	N/A	N/A	N/A	N/A

Price Cap Tariff Review Plan  
Verification of Recovered CMT Revenue

Total Jurisdiction  
(a)

0  
0

0  
0

0

0

0

0  
0

0

0

0

0

0  
0  
0





Price Cap Tariff Review Plan  
 Calculation of EUCL Limits, PICC Rate and CCL Rates

Total Jurisdiction (a)	No Zone / Zone A (b)	Zone B (c)	Zone C (d)	Zone D (e)	Other Zone (f)
0	N/A	N/A	N/A	N/A	N/A
0	N/A	N/A	N/A	N/A	N/A
0	N/A	N/A	N/A	N/A	N/A
0	N/A	N/A	N/A	N/A	N/A
0	N/A	N/A	N/A	N/A	N/A
0	N/A	N/A	N/A	N/A	N/A
0	N/A	N/A	N/A	N/A	N/A
0	N/A	N/A	N/A	N/A	N/A
0	N/A	N/A	N/A	N/A	N/A
Agg.Rate	N/A	N/A	N/A	N/A	N/A
Agg.Rate	N/A	N/A	N/A	N/A	N/A
Agg.Rate	N/A	N/A	N/A	N/A	N/A
Agg.Rate	N/A	N/A	N/A	N/A	N/A
Agg.Rate	N/A	N/A	N/A	N/A	N/A
Agg.Rate	N/A	N/A	N/A	N/A	N/A
Agg.Rate	N/A	N/A	N/A	N/A	N/A
Agg.Rate	N/A	N/A	N/A	N/A	N/A
Agg.Rate	N/A	N/A	N/A	N/A	N/A
Agg.Rate	N/A	N/A	N/A	N/A	N/A
Agg.Rate	N/A	N/A	N/A	N/A	N/A
Agg.Rate	N/A	N/A	N/A	N/A	N/A
Agg.Rate	N/A	N/A	N/A	N/A	N/A
Agg.Rate	N/A	N/A	N/A	N/A	N/A
Agg.Rate	N/A	N/A	N/A	N/A	N/A
Agg.Rate	N/A	N/A	N/A	N/A	N/A
YES	N/A	N/A	N/A	N/A	N/A
No	N/A	N/A	N/A	N/A	N/A
No	N/A	N/A	N/A	N/A	N/A
	N/A	N/A	N/A	N/A	N/A
	N/A	N/A	N/A	N/A	N/A
	N/A	N/A	N/A	N/A	N/A



Price Cap Tariff Review Plan  
Manual Input of EUCL Rates - No PICC or MOU Rates

Total Jurisdiction  
(a)

ok  
ok  
ok

Price Cap Tariff Review Plan  
 Calculation of Minimum & Maximum EU Rates

Total Jurisdiction (a)	No Zone / Zone A (b)	Zone B (c)	Zone C (d)	Zone D (e)	Other Zone (f)
	N/A	N/A	N/A	N/A	N/A
	N/A	N/A	N/A	N/A	N/A
	N/A	N/A	N/A	N/A	N/A
N/A					
N/A					
	N/A	N/A	N/A	N/A	N/A
	N/A	N/A	N/A	N/A	N/A
	N/A	N/A	N/A	N/A	N/A
N/A					
	N/A	N/A	N/A	N/A	N/A
	N/A	N/A	N/A	N/A	N/A
	N/A	N/A	N/A	N/A	N/A
	N/A	N/A	N/A	N/A	N/A
	N/A	N/A	N/A	N/A	N/A
N/A					
N/A					
N/A					
	N/A	N/A	N/A	N/A	N/A

Price Cap Tariff Review Plan  
Allocation of Pool Revenues to MLB PICC & MLB EUCL

Total Jurisdiction (a)	No Zone / Zone A (b)	Zone B (c)	Zone C (d)	Zone D (e)	Other Zone (f)
	N/A	N/A	N/A	N/A	N/A
	N/A	N/A	N/A	N/A	N/A
	N/A	N/A	N/A	N/A	N/A
	N/A	N/A	N/A	N/A	N/A
	N/A	N/A	N/A	N/A	N/A
	N/A	N/A	N/A	N/A	N/A
	N/A	N/A	N/A	N/A	N/A
	N/A	N/A	N/A	N/A	N/A
	N/A	N/A	N/A	N/A	N/A
	N/A	N/A	N/A	N/A	N/A
	N/A	N/A	N/A	N/A	N/A
N/A					
N/A					
	N/A	N/A	N/A	N/A	N/A

Price Cap Tariff Review Plan  
Verification of Recovered CMT Revenue

Total Jurisdiction  
(a)

---

0  
0

0  
0

0

0

0

Agg.Rate 0

Agg.Rate

0

0 ok

0

0  
0

LEC	FCC	Delta	Flag
-----	-----	-------	------

---

		0.00	*
		0.00	*
		0.00	*
		0.00	*
		0.00	*
		0.00	*

0	0	0	*
0	0	0	*
0	0	0	*
0 Agg.Rate		0	*
0 Agg.Rate		0	*
0	0	0	*
0	0	0	*
0	0	0	*
			*
			*



Price Cap Tariff Review Plan  
 Calculation of EUCL Limits, PICC Rate and CCL Rates

Total Jurisdiction (a)	No Zone / Zone A (b)	Zone B (c)	Zone C (d)	Zone D (e)	Other Zone (f)
0	0	0	0	0	0
0	0	0	0	0	0
0	0	0	0	0	0
0	0	0	0	0	0
0	N/A	N/A	N/A	N/A	N/A
0	N/A	N/A	N/A	N/A	N/A
0	N/A	N/A	N/A	N/A	N/A
0	N/A	N/A	N/A	N/A	N/A
0	N/A	N/A	N/A	N/A	N/A
0	N/A	N/A	N/A	N/A	N/A
0	N/A	N/A	N/A	N/A	N/A
6.50	N/A	N/A	N/A	N/A	N/A
7.00	N/A	N/A	N/A	N/A	N/A
9.20	N/A	N/A	N/A	N/A	N/A
0.000000	N/A	N/A	N/A	N/A	N/A
0.000000	N/A	N/A	N/A	N/A	N/A
0.0000	N/A	N/A	N/A	N/A	N/A
0.000000	N/A	N/A	N/A	N/A	N/A





Price Cap Tariff Review Plan  
Manual Input of EUCL Rates - No PICC or MOU Rates

Total Jurisdiction  
(a)

ok  
ok  
ok

Price Cap Tariff Review Plan  
 Calculation of Minimum & Maximum EU Rates

Total Jurisdiction (a)	No Zone / Zone A (b)	Zone B (c)	Zone C (d)	Zone D (e)	Other Zone (f)
	N/A	N/A	N/A	N/A	N/A
	N/A	N/A	N/A	N/A	N/A
	N/A	N/A	N/A	N/A	N/A
N/A					
N/A					
	N/A	N/A	N/A	N/A	N/A
	N/A	N/A	N/A	N/A	N/A
	N/A	N/A	N/A	N/A	N/A
N/A					
	N/A	N/A	N/A	N/A	N/A
	N/A	N/A	N/A	N/A	N/A
	N/A	N/A	N/A	N/A	N/A
	N/A	N/A	N/A	N/A	N/A
	N/A	N/A	N/A	N/A	N/A
N/A					
N/A					
N/A					
	N/A	N/A	N/A	N/A	N/A

Price Cap Tariff Review Plan  
Allocation of Pool Revenues to MLB PICC & MLB EUCL

Total Jurisdiction (a)	No Zone / Zone A (b)	Zone B (c)	Zone C (d)	Zone D (e)	Other Zone (f)
	N/A	N/A	N/A	N/A	N/A
	N/A	N/A	N/A	N/A	N/A
	N/A	N/A	N/A	N/A	N/A
	N/A	N/A	N/A	N/A	N/A
	N/A	N/A	N/A	N/A	N/A
	N/A	N/A	N/A	N/A	N/A
	N/A	N/A	N/A	N/A	N/A
	N/A	N/A	N/A	N/A	N/A
	N/A	N/A	N/A	N/A	N/A
	N/A	N/A	N/A	N/A	N/A
N/A					
N/A					
	N/A	N/A	N/A	N/A	N/A

Price Cap Tariff Review Plan  
Verification of Recovered CMT Revenue

Total Jurisdiction  
(a)

---

0  
0

0  
0

0

0

0

Agg.Rate 0

Agg.Rate

0

0 ok

0

0  
0

0

LEC	FCC	Delta	Flag
-----	-----	-------	------

---

		0.00	*
		0.00	*
		0.00	*
		0.00	*
		0.00	*
		0.00	*

0	0	0	*
0	0	0	*
0	0	0	*
0 Agg.Rate		0	*
0 Agg.Rate		0	*
0	0	0	*
0	0	0	*
0	0	0	*
			*
			*



Price Cap Tariff Review Plan  
 Calculation of EUCL Limits, PICC Rate and CCL Rates

Total Jurisdiction (a)	No Zone / Zone A (b)	Zone B (c)	Zone C (d)	Zone D (e)	Other Zone * (f)
0	0	0	0	0	0
0	0	0	0	0	0
0	0	0	0	0	0
0	0	0	0	0	0
0	N/A	N/A	N/A	N/A	N/A
0	N/A	N/A	N/A	N/A	N/A
0	N/A	N/A	N/A	N/A	N/A
0	N/A	N/A	N/A	N/A	N/A
0	N/A	N/A	N/A	N/A	N/A
0	N/A	N/A	N/A	N/A	N/A
0	N/A	N/A	N/A	N/A	N/A
6.50	N/A	N/A	N/A	N/A	N/A
7.00	N/A	N/A	N/A	N/A	N/A
9.20	N/A	N/A	N/A	N/A	N/A
0.000000	N/A	N/A	N/A	N/A	N/A
0.000000	N/A	N/A	N/A	N/A	N/A
1.000000	N/A	N/A	N/A	N/A	N/A
0.000000	N/A	N/A	N/A	N/A	N/A





Price Cap Tariff Review Plan  
Manual Input of EUCL Rates - No PICC or MOU Rates

Total Jurisdiction  
(a)

0  
0

0

0.00  
0.00  
0.00

0.00  
0.00  
0.00

0  
0  
0  
0

0

Price Cap Tariff Review Plan  
 Calculation of Minimum & Maximum EU Rates

Total Jurisdiction (a)	No Zone / Zone A (b)	Zone B (c)	Zone C (d)	Zone D (e)	Other Zone * (f)
CAP2	N/A	N/A	N/A	N/A	N/A
CAP2	N/A	N/A	N/A	N/A	N/A
CAP2	N/A	N/A	N/A	N/A	N/A
CAP2	CAP2	CAP2	CAP2	CAP2	CAP2
N/A	CAP2	CAP2	CAP2	CAP2	CAP2
N/A	CAP2	CAP2	CAP2	CAP2	CAP2
CAP2	CAP2	CAP2	CAP2	CAP2	CAP2
CAP2	N/A	N/A	N/A	N/A	N/A
CAP2	N/A	N/A	N/A	N/A	N/A
CAP2	CAP2	CAP2	CAP2	CAP2	CAP2
CAP2	N/A	N/A	N/A	N/A	N/A
N/A	CAP2	CAP2	CAP2	CAP2	CAP2
CAP2	N/A	N/A	N/A	N/A	N/A
CAP2	N/A	N/A	N/A	N/A	N/A
CAP2	CAP2	CAP2	CAP2	CAP2	CAP2
CAP2	N/A	N/A	N/A	N/A	N/A
CAP2	N/A	N/A	N/A	N/A	N/A
CAP2	N/A	N/A	N/A	N/A	N/A
CAP2	N/A	N/A	N/A	N/A	N/A
CAP2	N/A	N/A	N/A	N/A	N/A
CAP2	N/A	N/A	N/A	N/A	N/A
N/A	CAP2	CAP2	CAP2	CAP2	CAP2
N/A	CAP2	CAP2	CAP2	CAP2	CAP2
N/A	CAP2	CAP2	CAP2	CAP2	CAP2
CAP2	CAP2	CAP2	CAP2	CAP2	CAP2
CAP2	CAP2	CAP2	CAP2	CAP2	CAP2
CAP2	CAP2	CAP2	CAP2	CAP2	CAP2
CAP2	CAP2	CAP2	CAP2	CAP2	CAP2
CAP2	N/A	N/A	N/A	N/A	N/A

Price Cap Tariff Review Plan  
 Allocation of Pool Revenues to MLB PICC & MLB EUCL

Total Jurisdiction (a)	No Zone / Zone A (b)	Zone B (c)	Zone C (d)	Zone D (e)	Other Zone * (f)
No Pooling	N/A	N/A	N/A	N/A	N/A
No Pooling	N/A	N/A	N/A	N/A	N/A
No Pooling	N/A	N/A	N/A	N/A	N/A
No Pooling	N/A	N/A	N/A	N/A	N/A
No Pooling	N/A	N/A	N/A	N/A	N/A
No Pooling	N/A	N/A	N/A	N/A	N/A
No Pooling	N/A	N/A	N/A	N/A	N/A
No Pooling	N/A	N/A	N/A	N/A	N/A
No Pooling	N/A	N/A	N/A	N/A	N/A
No Pooling	N/A	N/A	N/A	N/A	N/A
No Pooling	N/A	N/A	N/A	N/A	N/A
No Pooling	N/A	N/A	N/A	N/A	N/A
No Pooling	N/A	N/A	N/A	N/A	N/A
No Pooling	N/A	N/A	N/A	N/A	N/A
No Pooling	No Pooling	No Pooling	No Pooling	No Pooling	No Pooling
N/A	No Pooling	No Pooling	No Pooling	No Pooling	No Pooling
No Pooling	No Pooling	No Pooling	No Pooling	No Pooling	No Pooling
No Pooling	No Pooling	No Pooling	No Pooling	No Pooling	No Pooling
N/A	No Pooling	No Pooling	No Pooling	No Pooling	No Pooling
No Pooling	No Pooling	No Pooling	No Pooling	No Pooling	No Pooling
No Pooling	N/A	N/A	N/A	N/A	N/A

Price Cap Tariff Review Plan  
Verification of Recovered CMT Revenue

Total Jurisdiction  
(a)

0  
0

0  
0

0

0

0

0  
0

0

0

0

0

0  
0  
0



Price Cap Tariff Review Plan  
 Calculation of EUCL Limits, PICC Rate and CCL Rates

Total Jurisdiction (a)	No Zone / Zone A (b)	Zone B (c)	Zone C (d)	Zone D (e)	Other Zone * (f)
0	0	0	0	0	0
0	0	0	0	0	0
0	0	0	0	0	0
0	0	0	0	0	0
0	N/A	N/A	N/A	N/A	N/A
0	N/A	N/A	N/A	N/A	N/A
0	N/A	N/A	N/A	N/A	N/A
0	N/A	N/A	N/A	N/A	N/A
0	N/A	N/A	N/A	N/A	N/A
0	N/A	N/A	N/A	N/A	N/A
0	N/A	N/A	N/A	N/A	N/A
6.50	N/A	N/A	N/A	N/A	N/A
7.00	N/A	N/A	N/A	N/A	N/A
9.20	N/A	N/A	N/A	N/A	N/A
0.000000	N/A	N/A	N/A	N/A	N/A
0.000000	N/A	N/A	N/A	N/A	N/A
0.000000	N/A	N/A	N/A	N/A	N/A
0.000000	N/A	N/A	N/A	N/A	N/A

Price Cap Tariff Review Plan  
 Calculation of EUCL Limits, PICC Rate and CCL Rates

Total Jurisdiction (a)	No Zone / Zone A (b)	Zone B (c)	Zone C (d)	Zone D (e)	Other Zone * (f)
0	N/A	N/A	N/A	N/A	N/A
0	N/A	N/A	N/A	N/A	N/A
0	N/A	N/A	N/A	N/A	N/A
0	N/A	N/A	N/A	N/A	N/A
0	N/A	N/A	N/A	N/A	N/A
0	N/A	N/A	N/A	N/A	N/A
0	N/A	N/A	N/A	N/A	N/A
0	N/A	N/A	N/A	N/A	N/A
0	N/A	N/A	N/A	N/A	N/A
0	N/A	N/A	N/A	N/A	N/A
0	N/A	N/A	N/A	N/A	N/A
0	N/A	N/A	N/A	N/A	N/A
0.000000	N/A	N/A	N/A	N/A	N/A
0	N/A	N/A	N/A	N/A	N/A
0.000000	N/A	N/A	N/A	N/A	N/A
0.000000	N/A	N/A	N/A	N/A	N/A
0	N/A	N/A	N/A	N/A	N/A
0	N/A	N/A	N/A	N/A	N/A
0	N/A	N/A	N/A	N/A	N/A
0.000000	N/A	N/A	N/A	N/A	N/A
0.000000	N/A	N/A	N/A	N/A	N/A
0	N/A	N/A	N/A	N/A	N/A
0.000000	N/A	N/A	N/A	N/A	N/A
0.000000	N/A	N/A	N/A	N/A	N/A
0	N/A	N/A	N/A	N/A	N/A
0	N/A	N/A	N/A	N/A	N/A
0	N/A	N/A	N/A	N/A	N/A
YES	N/A	N/A	N/A	N/A	N/A
No	N/A	N/A	N/A	N/A	N/A
No	N/A	N/A	N/A	N/A	N/A
No	N/A	N/A	N/A	N/A	N/A
	N/A	N/A	N/A	N/A	N/A
	N/A	N/A	N/A	N/A	N/A
	N/A	N/A	N/A	N/A	N/A

Price Cap Tariff Review Plan  
Manual Input of EUCL Rates - No PICC or MOU Rates

Total Jurisdiction  
(a)

0  
0

0

0.00  
0.00  
0.00

0.00  
0.00  
0.00

0  
0  
0  
0

0



Price Cap Tariff Review Plan  
 Calculation of Minimum & Maximum EU Rates

	Total Jurisdiction (a)	No Zone / Zone A (b)	Zone B (c)	Zone C (d)	Zone D (e)	Other Zone * (f)
	0	N/A	N/A	N/A	N/A	N/A
	0	N/A	N/A	N/A	N/A	N/A
	0	N/A	N/A	N/A	N/A	N/A
	0	0	0	0	0	0
N/A		0.00	0.00	0.00	0.00	0.00
N/A		0.00	0.00	0.00	0.00	0.00
	0	0	0	0	0	0
	0	N/A	N/A	N/A	N/A	N/A
	0	N/A	N/A	N/A	N/A	N/A
	0	0	0	0	0	0
	0	N/A	N/A	N/A	N/A	N/A
N/A		0	0	0	0	0
	0	N/A	N/A	N/A	N/A	N/A
	0	N/A	N/A	N/A	N/A	N/A
	0	N/A	N/A	N/A	N/A	N/A
	0	0	0	0	0	0
	0	N/A	N/A	N/A	N/A	N/A
	0	N/A	N/A	N/A	N/A	N/A
	0	N/A	N/A	N/A	N/A	N/A
	0	N/A	N/A	N/A	N/A	N/A
N/A		0.00	0.00	0.00	0.00	0.00
N/A		0.00	0.00	0.00	0.00	0.00
N/A		0.00	0.00	0.00	0.00	0.00
	0	0	0	0	0	0
	0	0	0	0	0	0
	0	0	0	0	0	0
	0	0	0	0	0	0
	0	N/A	N/A	N/A	N/A	N/A

Price Cap Tariff Review Plan  
 Allocation of Pool Revenues to MLB PICC & MLB EUCL

Total Jurisdiction (a)	No Zone / Zone A (b)	Zone B (c)	Zone C (d)	Zone D (e)	Other Zone * (f)
No Pooling	N/A	N/A	N/A	N/A	N/A
No Pooling	N/A	N/A	N/A	N/A	N/A
No Pooling	N/A	N/A	N/A	N/A	N/A
No Pooling	N/A	N/A	N/A	N/A	N/A
No Pooling	N/A	N/A	N/A	N/A	N/A
No Pooling	N/A	N/A	N/A	N/A	N/A
No Pooling	N/A	N/A	N/A	N/A	N/A
No Pooling	N/A	N/A	N/A	N/A	N/A
No Pooling	N/A	N/A	N/A	N/A	N/A
No Pooling	N/A	N/A	N/A	N/A	N/A
No Pooling	N/A	N/A	N/A	N/A	N/A
No Pooling	N/A	N/A	N/A	N/A	N/A
No Pooling	N/A	N/A	N/A	N/A	N/A
No Pooling	N/A	N/A	N/A	N/A	N/A
No Pooling	N/A	N/A	N/A	N/A	N/A
No Pooling	N/A	N/A	N/A	N/A	N/A
No Pooling	No Pooling	No Pooling	No Pooling	No Pooling	No Pooling
N/A	No Pooling	No Pooling	No Pooling	No Pooling	No Pooling
No Pooling	No Pooling	No Pooling	No Pooling	No Pooling	No Pooling
No Pooling	No Pooling	No Pooling	No Pooling	No Pooling	No Pooling
N/A	No Pooling	No Pooling	No Pooling	No Pooling	No Pooling
No Pooling	No Pooling	No Pooling	No Pooling	No Pooling	No Pooling
No Pooling	N/A	N/A	N/A	N/A	N/A

Price Cap Tariff Review Plan  
Verification of Recovered CMT Revenue

Total Jurisdiction  
(a)

0  
0

0  
0

0

0

0

0  
0

0

0

0

0

0  
0  
0





Price Cap Tariff Review Plan  
Calculation of EUCL Limits, PICC Rate and CCL Rates

Total Jurisdiction (a)	No Zone / Zone A (b)	Zone B (c)	Zone C (d)	Zone D (e)	Other Zone (f)	
	0	N/A	N/A	N/A	N/A	N/A
	0	N/A	N/A	N/A	N/A	N/A
	0	N/A	N/A	N/A	N/A	N/A
	0	N/A	N/A	N/A	N/A	N/A
	0	N/A	N/A	N/A	N/A	N/A
	0	N/A	N/A	N/A	N/A	N/A
	0	N/A	N/A	N/A	N/A	N/A
	0	N/A	N/A	N/A	N/A	N/A
	0	N/A	N/A	N/A	N/A	N/A
	0	N/A	N/A	N/A	N/A	N/A
	0	N/A	N/A	N/A	N/A	N/A
Agg.Rate	N/A	N/A	N/A	N/A	N/A	N/A
Agg.Rate	N/A	N/A	N/A	N/A	N/A	N/A
Agg.Rate	N/A	N/A	N/A	N/A	N/A	N/A
Agg.Rate	N/A	N/A	N/A	N/A	N/A	N/A
Agg.Rate	N/A	N/A	N/A	N/A	N/A	N/A
Agg.Rate	N/A	N/A	N/A	N/A	N/A	N/A
Agg.Rate	N/A	N/A	N/A	N/A	N/A	N/A
Agg.Rate	N/A	N/A	N/A	N/A	N/A	N/A
Agg.Rate	N/A	N/A	N/A	N/A	N/A	N/A
Agg.Rate	N/A	N/A	N/A	N/A	N/A	N/A
Agg.Rate	N/A	N/A	N/A	N/A	N/A	N/A
Agg.Rate	N/A	N/A	N/A	N/A	N/A	N/A
Agg.Rate	N/A	N/A	N/A	N/A	N/A	N/A
Agg.Rate	N/A	N/A	N/A	N/A	N/A	N/A
Agg.Rate	N/A	N/A	N/A	N/A	N/A	N/A
Agg.Rate	N/A	N/A	N/A	N/A	N/A	N/A
YES	N/A	N/A	N/A	N/A	N/A	N/A
No	N/A	N/A	N/A	N/A	N/A	N/A
No	N/A	N/A	N/A	N/A	N/A	N/A
	N/A	N/A	N/A	N/A	N/A	N/A
	N/A	N/A	N/A	N/A	N/A	N/A
	N/A	N/A	N/A	N/A	N/A	N/A

Price Cap Tariff Review Plan  
Manual Input of EUCL Rates - No PICC or MOU Rates

Total Jurisdiction  
(a)

ok  
ok  
ok

Price Cap Tariff Review Plan  
 Calculation of Minimum & Maximum EU Rates

Total Jurisdiction (a)	No Zone / Zone A (b)	Zone B (c)	Zone C (d)	Zone D (e)	Other Zone (f)
	N/A	N/A	N/A	N/A	N/A
	N/A	N/A	N/A	N/A	N/A
	N/A	N/A	N/A	N/A	N/A
N/A					
N/A					
	N/A	N/A	N/A	N/A	N/A
	N/A	N/A	N/A	N/A	N/A
	N/A	N/A	N/A	N/A	N/A
N/A					
	N/A	N/A	N/A	N/A	N/A
	N/A	N/A	N/A	N/A	N/A
	N/A	N/A	N/A	N/A	N/A
	N/A	N/A	N/A	N/A	N/A
	N/A	N/A	N/A	N/A	N/A
N/A					
N/A					
N/A					
	N/A	N/A	N/A	N/A	N/A



Price Cap Tariff Review Plan  
 Allocation of Pool Revenues to MLB PICC & MLB EUCL

Total Jurisdiction (a)	No Zone / Zone A (b)	Zone B (c)	Zone C (d)	Zone D (e)	Other Zone (f)
	N/A	N/A	N/A	N/A	N/A
	N/A	N/A	N/A	N/A	N/A
	N/A	N/A	N/A	N/A	N/A
	N/A	N/A	N/A	N/A	N/A
	N/A	N/A	N/A	N/A	N/A
	N/A	N/A	N/A	N/A	N/A
	N/A	N/A	N/A	N/A	N/A
	N/A	N/A	N/A	N/A	N/A
	N/A	N/A	N/A	N/A	N/A
	N/A	N/A	N/A	N/A	N/A
N/A					
N/A					
	N/A	N/A	N/A	N/A	N/A

Price Cap Tariff Review Plan  
Verification of Recovered CMT Revenue

Total Jurisdiction  
(a)

---

0  
0

0  
0

0

0

0

Agg.Rate 0

Agg.Rate

0

0 ok

0

0  
0

LEC	FCC	Delta	Flag
-----	-----	-------	------

---

		0.00	*
		0.00	*
		0.00	*
		0.00	*
		0.00	*
		0.00	*

0	0	0	*
0	0	0	*
0	0	0	*
0 Agg.Rate		0	*
0 Agg.Rate		0	*
0	0	0	*
0	0	0	*
0	0	0	*
			*
			*



Price Cap Tariff Review Plan  
 Calculation of EUCL Limits, PICC Rate and CCL Rates

Total Jurisdiction (a)	No Zone / Zone A (b)	Zone B (c)	Zone C (d)	Zone D (e)	Other Zone (f)
0	0	0	0	0	0
0	0	0	0	0	0
0	0	0	0	0	0
0	0	0	0	0	0
0	N/A	N/A	N/A	N/A	N/A
0	N/A	N/A	N/A	N/A	N/A
0	N/A	N/A	N/A	N/A	N/A
0	N/A	N/A	N/A	N/A	N/A
0	N/A	N/A	N/A	N/A	N/A
0	N/A	N/A	N/A	N/A	N/A
0	N/A	N/A	N/A	N/A	N/A
0	N/A	N/A	N/A	N/A	N/A
6.50	N/A	N/A	N/A	N/A	N/A
7.00	N/A	N/A	N/A	N/A	N/A
9.20	N/A	N/A	N/A	N/A	N/A
0.000000	N/A	N/A	N/A	N/A	N/A
0.000000	N/A	N/A	N/A	N/A	N/A
0.0000	N/A	N/A	N/A	N/A	N/A
0.000000	N/A	N/A	N/A	N/A	N/A



Price Cap Tariff Review Plan  
Manual Input of EUCL Rates - No PICC or MOU Rates

Total Jurisdiction  
(a)

ok  
ok  
ok

Price Cap Tariff Review Plan  
 Calculation of Minimum & Maximum EU Rates

Total Jurisdiction (a)	No Zone / Zone A (b)	Zone B (c)	Zone C (d)	Zone D (e)	Other Zone (f)
	N/A	N/A	N/A	N/A	N/A
	N/A	N/A	N/A	N/A	N/A
	N/A	N/A	N/A	N/A	N/A
N/A					
N/A					
	N/A	N/A	N/A	N/A	N/A
	N/A	N/A	N/A	N/A	N/A
	N/A	N/A	N/A	N/A	N/A
N/A					
	N/A	N/A	N/A	N/A	N/A
	N/A	N/A	N/A	N/A	N/A
	N/A	N/A	N/A	N/A	N/A
	N/A	N/A	N/A	N/A	N/A
	N/A	N/A	N/A	N/A	N/A
N/A					
N/A					
N/A					
	N/A	N/A	N/A	N/A	N/A



Price Cap Tariff Review Plan  
 Allocation of Pool Revenues to MLB PICC & MLB EUCL

Total Jurisdiction (a)	No Zone / Zone A (b)	Zone B (c)	Zone C (d)	Zone D (e)	Other Zone (f)
	N/A	N/A	N/A	N/A	N/A
	N/A	N/A	N/A	N/A	N/A
	N/A	N/A	N/A	N/A	N/A
	N/A	N/A	N/A	N/A	N/A
	N/A	N/A	N/A	N/A	N/A
	N/A	N/A	N/A	N/A	N/A
	N/A	N/A	N/A	N/A	N/A
	N/A	N/A	N/A	N/A	N/A
	N/A	N/A	N/A	N/A	N/A
	N/A	N/A	N/A	N/A	N/A
	N/A	N/A	N/A	N/A	N/A
N/A					
N/A					
	N/A	N/A	N/A	N/A	N/A

Price Cap Tariff Review Plan  
Verification of Recovered CMT Revenue

Total Jurisdiction  
(a)

---

0  
0

0  
0

0

0

0

Agg.Rate 0

Agg.Rate

0

0 ok

0

0  
0  
0

LEC	FCC	Delta	Flag
-----	-----	-------	------

---

		0.00	*
		0.00	*
		0.00	*
		0.00	*
		0.00	*
		0.00	*

0	0	0	*
0	0	0	*
0	0	0	*
0 Agg.Rate		0	*
0 Agg.Rate		0	*
0	0	0	*
0	0	0	*
0	0	0	*
			*
			*



Price Cap Tariff Review Plan  
 Calculation of EUCL Limits, PICC Rate and CCL Rates

Total Jurisdiction (a)	No Zone / Zone A (b)	Zone B (c)	Zone C (d)	Zone D (e)	Other Zone * (f)
0	0	0	0	0	0
0	0	0	0	0	0
0	0	0	0	0	0
0	0	0	0	0	0
0	N/A	N/A	N/A	N/A	N/A
0	N/A	N/A	N/A	N/A	N/A
0	N/A	N/A	N/A	N/A	N/A
0	N/A	N/A	N/A	N/A	N/A
0	N/A	N/A	N/A	N/A	N/A
0	N/A	N/A	N/A	N/A	N/A
0	N/A	N/A	N/A	N/A	N/A
0	N/A	N/A	N/A	N/A	N/A
6.50	N/A	N/A	N/A	N/A	N/A
7.00	N/A	N/A	N/A	N/A	N/A
9.20	N/A	N/A	N/A	N/A	N/A
0.000000	N/A	N/A	N/A	N/A	N/A
0.000000	N/A	N/A	N/A	N/A	N/A
1.000000	N/A	N/A	N/A	N/A	N/A
0.000000	N/A	N/A	N/A	N/A	N/A

Price Cap Tariff Review Plan  
Calculation of EUCL Limits, PICC Rate and CCL Rates

Total Jurisdiction (a)	No Zone / Zone A (b)	Zone B (c)	Zone C (d)	Zone D (e)	Other Zone * (f)
0	N/A	N/A	N/A	N/A	N/A
0	N/A	N/A	N/A	N/A	N/A
0	N/A	N/A	N/A	N/A	N/A
0	N/A	N/A	N/A	N/A	N/A
0	N/A	N/A	N/A	N/A	N/A
0	N/A	N/A	N/A	N/A	N/A
0	N/A	N/A	N/A	N/A	N/A
0	N/A	N/A	N/A	N/A	N/A
0	N/A	N/A	N/A	N/A	N/A
0	N/A	N/A	N/A	N/A	N/A
0	N/A	N/A	N/A	N/A	N/A
0	N/A	N/A	N/A	N/A	N/A
0.000000	N/A	N/A	N/A	N/A	N/A
0	N/A	N/A	N/A	N/A	N/A
0.000000	N/A	N/A	N/A	N/A	N/A
0.000000	N/A	N/A	N/A	N/A	N/A
0	N/A	N/A	N/A	N/A	N/A
0	N/A	N/A	N/A	N/A	N/A
0	N/A	N/A	N/A	N/A	N/A
0.000000	N/A	N/A	N/A	N/A	N/A
0.000000	N/A	N/A	N/A	N/A	N/A
0	N/A	N/A	N/A	N/A	N/A
0.000000	N/A	N/A	N/A	N/A	N/A
0.000000	N/A	N/A	N/A	N/A	N/A
0	N/A	N/A	N/A	N/A	N/A
0	N/A	N/A	N/A	N/A	N/A
0	N/A	N/A	N/A	N/A	N/A
Yes	N/A	N/A	N/A	N/A	N/A
No	N/A	N/A	N/A	N/A	N/A
No	N/A	N/A	N/A	N/A	N/A
N/A	N/A	N/A	N/A	N/A	N/A
N/A	N/A	N/A	N/A	N/A	N/A
N/A	N/A	N/A	N/A	N/A	N/A

Price Cap Tariff Review Plan  
Manual Input of EUCL Rates - No PICC or MOU Rates

Total Jurisdiction  
(a)

0  
0

0

0.00  
0.00  
0.00

0.00  
0.00  
0.00

0  
0  
0  
0

0

Price Cap Tariff Review Plan  
 Calculation of Minimum & Maximum EU Rates

Total Jurisdiction (a)	No Zone / Zone A (b)	Zone B (c)	Zone C (d)	Zone D (e)	Other Zone * (f)
CAP2	N/A	N/A	N/A	N/A	N/A
CAP2	N/A	N/A	N/A	N/A	N/A
CAP2	N/A	N/A	N/A	N/A	N/A
CAP2	CAP2	CAP2	CAP2	CAP2	CAP2
N/A	CAP2	CAP2	CAP2	CAP2	CAP2
N/A	CAP2	CAP2	CAP2	CAP2	CAP2
CAP2	CAP2	CAP2	CAP2	CAP2	CAP2
CAP2	N/A	N/A	N/A	N/A	N/A
CAP2	N/A	N/A	N/A	N/A	N/A
CAP2	CAP2	CAP2	CAP2	CAP2	CAP2
CAP2	N/A	N/A	N/A	N/A	N/A
N/A	CAP2	CAP2	CAP2	CAP2	CAP2
CAP2	N/A	N/A	N/A	N/A	N/A
CAP2	N/A	N/A	N/A	N/A	N/A
CAP2	CAP2	CAP2	CAP2	CAP2	CAP2
CAP2	N/A	N/A	N/A	N/A	N/A
CAP2	N/A	N/A	N/A	N/A	N/A
CAP2	N/A	N/A	N/A	N/A	N/A
CAP2	N/A	N/A	N/A	N/A	N/A
CAP2	N/A	N/A	N/A	N/A	N/A
CAP2	N/A	N/A	N/A	N/A	N/A
N/A	CAP2	CAP2	CAP2	CAP2	CAP2
N/A	CAP2	CAP2	CAP2	CAP2	CAP2
N/A	CAP2	CAP2	CAP2	CAP2	CAP2
CAP2	CAP2	CAP2	CAP2	CAP2	CAP2
CAP2	CAP2	CAP2	CAP2	CAP2	CAP2
CAP2	CAP2	CAP2	CAP2	CAP2	CAP2
CAP2	CAP2	CAP2	CAP2	CAP2	CAP2
CAP2	N/A	N/A	N/A	N/A	N/A



Price Cap Tariff Review Plan  
 Allocation of Pool Revenues to MLB PICC & MLB EUCL

Total Jurisdiction (a)	No Zone / Zone A (b)	Zone B (c)	Zone C (d)	Zone D (e)	Other Zone * (f)
No Pooling	N/A	N/A	N/A	N/A	N/A
No Pooling	N/A	N/A	N/A	N/A	N/A
No Pooling	N/A	N/A	N/A	N/A	N/A
No Pooling	N/A	N/A	N/A	N/A	N/A
No Pooling	N/A	N/A	N/A	N/A	N/A
No Pooling	N/A	N/A	N/A	N/A	N/A
No Pooling	N/A	N/A	N/A	N/A	N/A
No Pooling	N/A	N/A	N/A	N/A	N/A
No Pooling	N/A	N/A	N/A	N/A	N/A
No Pooling	N/A	N/A	N/A	N/A	N/A
No Pooling	N/A	N/A	N/A	N/A	N/A
No Pooling	N/A	N/A	N/A	N/A	N/A
No Pooling	N/A	N/A	N/A	N/A	N/A
No Pooling	No Pooling	No Pooling	No Pooling	No Pooling	No Pooling
N/A	No Pooling	No Pooling	No Pooling	No Pooling	No Pooling
No Pooling	No Pooling	No Pooling	No Pooling	No Pooling	No Pooling
No Pooling	No Pooling	No Pooling	No Pooling	No Pooling	No Pooling
N/A	No Pooling	No Pooling	No Pooling	No Pooling	No Pooling
No Pooling	No Pooling	No Pooling	No Pooling	No Pooling	No Pooling
No Pooling	N/A	N/A	N/A	N/A	N/A

Price Cap Tariff Review Plan  
Verification of Recovered CMT Revenue

Total Jurisdiction  
(a)

0  
0

0  
0

0

0

0

0  
0

0

0

0

0

0  
0  
0





Price Cap Tariff Review Plan  
Calculation of EUCL Limits, PICC Rate and CCL Rates

Total Jurisdiction (a)	No Zone / Zone A (b)	Zone B (c)	Zone C (d)	Zone D (e)	Other Zone * (f)
0	N/A	N/A	N/A	N/A	N/A
0	N/A	N/A	N/A	N/A	N/A
0	N/A	N/A	N/A	N/A	N/A
0	N/A	N/A	N/A	N/A	N/A
0	N/A	N/A	N/A	N/A	N/A
0	N/A	N/A	N/A	N/A	N/A
0	N/A	N/A	N/A	N/A	N/A
0	N/A	N/A	N/A	N/A	N/A
0	N/A	N/A	N/A	N/A	N/A
0	N/A	N/A	N/A	N/A	N/A
0	N/A	N/A	N/A	N/A	N/A
0	N/A	N/A	N/A	N/A	N/A
0	N/A	N/A	N/A	N/A	N/A
0	N/A	N/A	N/A	N/A	N/A
0	N/A	N/A	N/A	N/A	N/A
0	N/A	N/A	N/A	N/A	N/A
0	N/A	N/A	N/A	N/A	N/A
0	N/A	N/A	N/A	N/A	N/A
0.000000	N/A	N/A	N/A	N/A	N/A
0	N/A	N/A	N/A	N/A	N/A
0.000000	N/A	N/A	N/A	N/A	N/A
0.000000	N/A	N/A	N/A	N/A	N/A
0	N/A	N/A	N/A	N/A	N/A
0	N/A	N/A	N/A	N/A	N/A
0	N/A	N/A	N/A	N/A	N/A
0.000000	N/A	N/A	N/A	N/A	N/A
0.000000	N/A	N/A	N/A	N/A	N/A
0	N/A	N/A	N/A	N/A	N/A
0.000000	N/A	N/A	N/A	N/A	N/A
0.000000	N/A	N/A	N/A	N/A	N/A
0	N/A	N/A	N/A	N/A	N/A
0	N/A	N/A	N/A	N/A	N/A
0	N/A	N/A	N/A	N/A	N/A
YES	N/A	N/A	N/A	N/A	N/A
No	N/A	N/A	N/A	N/A	N/A
No	N/A	N/A	N/A	N/A	N/A
No	N/A	N/A	N/A	N/A	N/A
	N/A	N/A	N/A	N/A	N/A
	N/A	N/A	N/A	N/A	N/A
	N/A	N/A	N/A	N/A	N/A

Price Cap Tariff Review Plan  
Manual Input of EUCL Rates - No PICC or MOU Rates

Total Jurisdiction  
(a)

0  
0

0

0.00  
0.00  
0.00

0.00  
0.00  
0.00

0  
0  
0  
0

0

Price Cap Tariff Review Plan  
 Calculation of Minimum & Maximum EU Rates

	Total Jurisdiction (a)	No Zone / Zone A (b)	Zone B (c)	Zone C (d)	Zone D (e)	Other Zone * (f)
	0	N/A	N/A	N/A	N/A	N/A
	0	N/A	N/A	N/A	N/A	N/A
	0	N/A	N/A	N/A	N/A	N/A
	0	0	0	0	0	0
N/A		0.00	0.00	0.00	0.00	0.00
N/A		0.00	0.00	0.00	0.00	0.00
	0	0	0	0	0	0
	0	N/A	N/A	N/A	N/A	N/A
	0	N/A	N/A	N/A	N/A	N/A
	0	0	0	0	0	0
	0	N/A	N/A	N/A	N/A	N/A
N/A		0	0	0	0	0
	0	N/A	N/A	N/A	N/A	N/A
	0	N/A	N/A	N/A	N/A	N/A
	0	N/A	N/A	N/A	N/A	N/A
	0	0	0	0	0	0
	0	N/A	N/A	N/A	N/A	N/A
	0	N/A	N/A	N/A	N/A	N/A
	0	N/A	N/A	N/A	N/A	N/A
	0	N/A	N/A	N/A	N/A	N/A
N/A		0.00	0.00	0.00	0.00	0.00
N/A		0.00	0.00	0.00	0.00	0.00
N/A		0.00	0.00	0.00	0.00	0.00
	0	0	0	0	0	0
	0	0	0	0	0	0
	0	0	0	0	0	0
	0	0	0	0	0	0
	0	N/A	N/A	N/A	N/A	N/A

Price Cap Tariff Review Plan  
Allocation of Pool Revenues to MLB PICC & MLB EUCL

Total Jurisdiction (a)	No Zone / Zone A (b)	Zone B (c)	Zone C (d)	Zone D (e)	Other Zone * (f)
No Pooling	N/A	N/A	N/A	N/A	N/A
No Pooling	N/A	N/A	N/A	N/A	N/A
No Pooling	N/A	N/A	N/A	N/A	N/A
No Pooling	N/A	N/A	N/A	N/A	N/A
No Pooling	N/A	N/A	N/A	N/A	N/A
No Pooling	N/A	N/A	N/A	N/A	N/A
No Pooling	N/A	N/A	N/A	N/A	N/A
No Pooling	N/A	N/A	N/A	N/A	N/A
No Pooling	N/A	N/A	N/A	N/A	N/A
No Pooling	N/A	N/A	N/A	N/A	N/A
No Pooling	N/A	N/A	N/A	N/A	N/A
No Pooling	N/A	N/A	N/A	N/A	N/A
No Pooling	N/A	N/A	N/A	N/A	N/A
No Pooling	N/A	N/A	N/A	N/A	N/A
No Pooling	N/A	N/A	N/A	N/A	N/A
No Pooling	No Pooling	No Pooling	No Pooling	No Pooling	No Pooling
N/A	No Pooling	No Pooling	No Pooling	No Pooling	No Pooling
No Pooling	No Pooling	No Pooling	No Pooling	No Pooling	No Pooling
No Pooling	No Pooling	No Pooling	No Pooling	No Pooling	No Pooling
N/A	No Pooling	No Pooling	No Pooling	No Pooling	No Pooling
No Pooling	No Pooling	No Pooling	No Pooling	No Pooling	No Pooling
No Pooling	N/A	N/A	N/A	N/A	N/A



Price Cap Tariff Review Plan  
Verification of Recovered CMT Revenue

Total Jurisdiction  
(a)

0  
0

0  
0

0

0

0

0  
0

0

0

0

0

0  
0  
0



Price Cap Tariff Review Plan  
 Calculation of EUCL Limits, PICC Rate and CCL Rates

Total Jurisdiction (a)	No Zone / Zone A (b)	Zone B (c)	Zone C (d)	Zone D (e)	Other Zone (f)
0	0	0	0	0	0
0	0	0	0	0	0
0	0	0	0	0	0
0	0	0	0	0	0
0	N/A	N/A	N/A	N/A	N/A
0	N/A	N/A	N/A	N/A	N/A
0	N/A	N/A	N/A	N/A	N/A
0	N/A	N/A	N/A	N/A	N/A
0	N/A	N/A	N/A	N/A	N/A
0	N/A	N/A	N/A	N/A	N/A
0	N/A	N/A	N/A	N/A	N/A
6.50	N/A	N/A	N/A	N/A	N/A
7.00	N/A	N/A	N/A	N/A	N/A
9.20	N/A	N/A	N/A	N/A	N/A
0.000000	N/A	N/A	N/A	N/A	N/A
0.000000	N/A	N/A	N/A	N/A	N/A
0.000000	N/A	N/A	N/A	N/A	N/A
0.000000	N/A	N/A	N/A	N/A	N/A



Price Cap Tariff Review Plan  
Manual Input of EUCL Rates - No PICC or MOU Rates

Total Jurisdiction  
(a)

ok  
ok  
ok

Price Cap Tariff Review Plan  
 Calculation of Minimum & Maximum EU Rates

Total Jurisdiction (a)	No Zone / Zone A (b)	Zone B (c)	Zone C (d)	Zone D (e)	Other Zone (f)
	N/A	N/A	N/A	N/A	N/A
	N/A	N/A	N/A	N/A	N/A
	N/A	N/A	N/A	N/A	N/A
N/A					
N/A					
	N/A	N/A	N/A	N/A	N/A
	N/A	N/A	N/A	N/A	N/A
	N/A	N/A	N/A	N/A	N/A
N/A					
	N/A	N/A	N/A	N/A	N/A
	N/A	N/A	N/A	N/A	N/A
	N/A	N/A	N/A	N/A	N/A
	N/A	N/A	N/A	N/A	N/A
	N/A	N/A	N/A	N/A	N/A
	N/A	N/A	N/A	N/A	N/A
N/A					
N/A					
N/A					
	N/A	N/A	N/A	N/A	N/A

Price Cap Tariff Review Plan  
Allocation of Pool Revenues to MLB PICC & MLB EUCL

Total Jurisdiction (a)	No Zone / Zone A (b)	Zone B (c)	Zone C (d)	Zone D (e)	Other Zone (f)
	N/A	N/A	N/A	N/A	N/A
	N/A	N/A	N/A	N/A	N/A
	N/A	N/A	N/A	N/A	N/A
	N/A	N/A	N/A	N/A	N/A
	N/A	N/A	N/A	N/A	N/A
	N/A	N/A	N/A	N/A	N/A
	N/A	N/A	N/A	N/A	N/A
	N/A	N/A	N/A	N/A	N/A
	N/A	N/A	N/A	N/A	N/A
	N/A	N/A	N/A	N/A	N/A
	N/A	N/A	N/A	N/A	N/A
	N/A	N/A	N/A	N/A	N/A
	N/A	N/A	N/A	N/A	N/A
	N/A	N/A	N/A	N/A	N/A
	N/A	N/A	N/A	N/A	N/A
	N/A	N/A	N/A	N/A	N/A
	N/A	N/A	N/A	N/A	N/A
	N/A	N/A	N/A	N/A	N/A
	N/A	N/A	N/A	N/A	N/A
	N/A	N/A	N/A	N/A	N/A
	N/A	N/A	N/A	N/A	N/A
N/A					
N/A					
	N/A	N/A	N/A	N/A	N/A

Price Cap Tariff Review Plan  
Verification of Recovered CMT Revenue

Total Jurisdiction  
(a)

---

0  
0

0  
0

0

0

0

Agg.Rate 0

Agg.Rate

0

0 ok

0

0  
0



LEC	FCC	Delta	Flag
-----	-----	-------	------

---

		0.00	*
		0.00	*
		0.00	*
		0.00	*
		0.00	*
		0.00	*

0	0	0	*
0	0	0	*
0	0	0	*
0 Agg.Rate		0	*
0 Agg.Rate		0	*
0	0	0	*
0	0	0	*
0	0	0	*
			*
			*



Price Cap Tariff Review Plan  
 Calculation of EUCL Limits, PICC Rate and CCL Rates

Total Jurisdiction (a)	No Zone / Zone A (b)	Zone B (c)	Zone C (d)	Zone D (e)	Other Zone (f)
0	0	0	0	0	0
0	0	0	0	0	0
0	0	0	0	0	0
0	0	0	0	0	0
0	N/A	N/A	N/A	N/A	N/A
0	N/A	N/A	N/A	N/A	N/A
0	N/A	N/A	N/A	N/A	N/A
0	N/A	N/A	N/A	N/A	N/A
0	N/A	N/A	N/A	N/A	N/A
0	N/A	N/A	N/A	N/A	N/A
0	N/A	N/A	N/A	N/A	N/A
6.50	N/A	N/A	N/A	N/A	N/A
7.00	N/A	N/A	N/A	N/A	N/A
9.20	N/A	N/A	N/A	N/A	N/A
0.000000	N/A	N/A	N/A	N/A	N/A
0.000000	N/A	N/A	N/A	N/A	N/A
0.0000	N/A	N/A	N/A	N/A	N/A
0.000000	N/A	N/A	N/A	N/A	N/A



Price Cap Tariff Review Plan  
Manual Input of EUCL Rates - No PICC or MOU Rates

Total Jurisdiction  
(a)

ok  
ok  
ok

Price Cap Tariff Review Plan  
 Calculation of Minimum & Maximum EU Rates

Total Jurisdiction (a)	No Zone / Zone A (b)	Zone B (c)	Zone C (d)	Zone D (e)	Other Zone (f)
	N/A	N/A	N/A	N/A	N/A
	N/A	N/A	N/A	N/A	N/A
	N/A	N/A	N/A	N/A	N/A
N/A					
N/A					
	N/A	N/A	N/A	N/A	N/A
	N/A	N/A	N/A	N/A	N/A
	N/A	N/A	N/A	N/A	N/A
N/A					
	N/A	N/A	N/A	N/A	N/A
	N/A	N/A	N/A	N/A	N/A
	N/A	N/A	N/A	N/A	N/A
	N/A	N/A	N/A	N/A	N/A
	N/A	N/A	N/A	N/A	N/A
N/A					
N/A					
N/A					
	N/A	N/A	N/A	N/A	N/A

Price Cap Tariff Review Plan  
 Allocation of Pool Revenues to MLB PICC & MLB EUCL

Total Jurisdiction (a)	No Zone / Zone A (b)	Zone B (c)	Zone C (d)	Zone D (e)	Other Zone (f)
	N/A	N/A	N/A	N/A	N/A
	N/A	N/A	N/A	N/A	N/A
	N/A	N/A	N/A	N/A	N/A
	N/A	N/A	N/A	N/A	N/A
	N/A	N/A	N/A	N/A	N/A
	N/A	N/A	N/A	N/A	N/A
	N/A	N/A	N/A	N/A	N/A
	N/A	N/A	N/A	N/A	N/A
	N/A	N/A	N/A	N/A	N/A
	N/A	N/A	N/A	N/A	N/A
	N/A	N/A	N/A	N/A	N/A
	N/A	N/A	N/A	N/A	N/A
N/A					
N/A					
	N/A	N/A	N/A	N/A	N/A

Price Cap Tariff Review Plan  
Verification of Recovered CMT Revenue

Total Jurisdiction  
(a)

---

0  
0

0  
0

0

0

0

Agg.Rate 0

Agg.Rate

0

0 ok

0

0  
0  
0



LEC	FCC	Delta	Flag
-----	-----	-------	------

---

		0.00	*
		0.00	*
		0.00	*
		0.00	*
		0.00	*
		0.00	*

0	0	0	*
0	0	0	*
0	0	0	*
0 Agg.Rate		0	*
0 Agg.Rate		0	*
0	0	0	*
0	0	0	*
0	0	0	*
			*
			*



Price Cap Tariff Review Plan  
 Calculation of EUCL Limits, PICC Rate and CCL Rates

Total Jurisdiction (a)	No Zone / Zone A (b)	Zone B (c)	Zone C (d)	Zone D (e)	Other Zone * (f)
0	0	0	0	0	0
0	0	0	0	0	0
0	0	0	0	0	0
0	0	0	0	0	0
0	N/A	N/A	N/A	N/A	N/A
0	N/A	N/A	N/A	N/A	N/A
0	N/A	N/A	N/A	N/A	N/A
0	N/A	N/A	N/A	N/A	N/A
0	N/A	N/A	N/A	N/A	N/A
0	N/A	N/A	N/A	N/A	N/A
0	N/A	N/A	N/A	N/A	N/A
6.50	N/A	N/A	N/A	N/A	N/A
7.00	N/A	N/A	N/A	N/A	N/A
9.20	N/A	N/A	N/A	N/A	N/A
0.000000	N/A	N/A	N/A	N/A	N/A
0.000000	N/A	N/A	N/A	N/A	N/A
1.000000	N/A	N/A	N/A	N/A	N/A
0.000000	N/A	N/A	N/A	N/A	N/A

Price Cap Tariff Review Plan  
 Calculation of EUCL Limits, PICC Rate and CCL Rates

Total Jurisdiction (a)	No Zone / Zone A (b)	Zone B (c)	Zone C (d)	Zone D (e)	Other Zone * (f)
0	N/A	N/A	N/A	N/A	N/A
0	N/A	N/A	N/A	N/A	N/A
0	N/A	N/A	N/A	N/A	N/A
0	N/A	N/A	N/A	N/A	N/A
0	N/A	N/A	N/A	N/A	N/A
0	N/A	N/A	N/A	N/A	N/A
0	N/A	N/A	N/A	N/A	N/A
0	N/A	N/A	N/A	N/A	N/A
0	N/A	N/A	N/A	N/A	N/A
0	N/A	N/A	N/A	N/A	N/A
0	N/A	N/A	N/A	N/A	N/A
0	N/A	N/A	N/A	N/A	N/A
0.000000	N/A	N/A	N/A	N/A	N/A
0	N/A	N/A	N/A	N/A	N/A
0.000000	N/A	N/A	N/A	N/A	N/A
0.000000	N/A	N/A	N/A	N/A	N/A
0	N/A	N/A	N/A	N/A	N/A
0	N/A	N/A	N/A	N/A	N/A
0	N/A	N/A	N/A	N/A	N/A
0.000000	N/A	N/A	N/A	N/A	N/A
0.000000	N/A	N/A	N/A	N/A	N/A
0	N/A	N/A	N/A	N/A	N/A
0.000000	N/A	N/A	N/A	N/A	N/A
0.000000	N/A	N/A	N/A	N/A	N/A
0	N/A	N/A	N/A	N/A	N/A
0	N/A	N/A	N/A	N/A	N/A
0	N/A	N/A	N/A	N/A	N/A
Yes	N/A	N/A	N/A	N/A	N/A
No	N/A	N/A	N/A	N/A	N/A
No	N/A	N/A	N/A	N/A	N/A
	N/A	N/A	N/A	N/A	N/A
	N/A	N/A	N/A	N/A	N/A
	N/A	N/A	N/A	N/A	N/A

Price Cap Tariff Review Plan  
Manual Input of EUCL Rates - No PICC or MOU Rates

Total Jurisdiction  
(a)

0  
0

0

0.00  
0.00  
0.00

0.00  
0.00  
0.00

0  
0  
0  
0

0

Price Cap Tariff Review Plan  
 Calculation of Minimum & Maximum EU Rates

Total Jurisdiction (a)	No Zone / Zone A (b)	Zone B (c)	Zone C (d)	Zone D (e)	Other Zone * (f)
CAP2	N/A	N/A	N/A	N/A	N/A
CAP2	N/A	N/A	N/A	N/A	N/A
CAP2	N/A	N/A	N/A	N/A	N/A
CAP2	CAP2	CAP2	CAP2	CAP2	CAP2
N/A	CAP2	CAP2	CAP2	CAP2	CAP2
N/A	CAP2	CAP2	CAP2	CAP2	CAP2
CAP2	CAP2	CAP2	CAP2	CAP2	CAP2
CAP2	N/A	N/A	N/A	N/A	N/A
CAP2	N/A	N/A	N/A	N/A	N/A
CAP2	CAP2	CAP2	CAP2	CAP2	CAP2
CAP2	N/A	N/A	N/A	N/A	N/A
N/A	CAP2	CAP2	CAP2	CAP2	CAP2
CAP2	N/A	N/A	N/A	N/A	N/A
CAP2	N/A	N/A	N/A	N/A	N/A
CAP2	CAP2	CAP2	CAP2	CAP2	CAP2
CAP2	N/A	N/A	N/A	N/A	N/A
CAP2	N/A	N/A	N/A	N/A	N/A
CAP2	N/A	N/A	N/A	N/A	N/A
CAP2	N/A	N/A	N/A	N/A	N/A
CAP2	N/A	N/A	N/A	N/A	N/A
CAP2	N/A	N/A	N/A	N/A	N/A
N/A	CAP2	CAP2	CAP2	CAP2	CAP2
N/A	CAP2	CAP2	CAP2	CAP2	CAP2
N/A	CAP2	CAP2	CAP2	CAP2	CAP2
CAP2	CAP2	CAP2	CAP2	CAP2	CAP2
CAP2	CAP2	CAP2	CAP2	CAP2	CAP2
CAP2	CAP2	CAP2	CAP2	CAP2	CAP2
CAP2	CAP2	CAP2	CAP2	CAP2	CAP2
CAP2	N/A	N/A	N/A	N/A	N/A

Price Cap Tariff Review Plan  
 Allocation of Pool Revenues to MLB PICC & MLB EUCL

Total Jurisdiction (a)	No Zone / Zone A (b)	Zone B (c)	Zone C (d)	Zone D (e)	Other Zone * (f)
No Pooling	N/A	N/A	N/A	N/A	N/A
No Pooling	N/A	N/A	N/A	N/A	N/A
No Pooling	N/A	N/A	N/A	N/A	N/A
No Pooling	N/A	N/A	N/A	N/A	N/A
No Pooling	N/A	N/A	N/A	N/A	N/A
No Pooling	N/A	N/A	N/A	N/A	N/A
No Pooling	N/A	N/A	N/A	N/A	N/A
No Pooling	N/A	N/A	N/A	N/A	N/A
No Pooling	N/A	N/A	N/A	N/A	N/A
No Pooling	N/A	N/A	N/A	N/A	N/A
No Pooling	N/A	N/A	N/A	N/A	N/A
No Pooling	N/A	N/A	N/A	N/A	N/A
No Pooling	N/A	N/A	N/A	N/A	N/A
No Pooling	N/A	N/A	N/A	N/A	N/A
No Pooling	No Pooling	No Pooling	No Pooling	No Pooling	No Pooling
N/A	No Pooling	No Pooling	No Pooling	No Pooling	No Pooling
No Pooling	No Pooling	No Pooling	No Pooling	No Pooling	No Pooling
No Pooling	No Pooling	No Pooling	No Pooling	No Pooling	No Pooling
N/A	No Pooling	No Pooling	No Pooling	No Pooling	No Pooling
No Pooling	No Pooling	No Pooling	No Pooling	No Pooling	No Pooling
No Pooling	N/A	N/A	N/A	N/A	N/A

Price Cap Tariff Review Plan  
Verification of Recovered CMT Revenue

Total Jurisdiction  
(a)

0  
0

0  
0

0

0

0

0  
0

0

0

0

0

0  
0  
0







Price Cap Tariff Review Plan  
 Calculation of EUCL Limits, PICC Rate and CCL Rates

Total Jurisdiction (a)	No Zone / Zone A (b)	Zone B (c)	Zone C (d)	Zone D (e)	Other Zone * (f)
0	N/A	N/A	N/A	N/A	N/A
0	N/A	N/A	N/A	N/A	N/A
0	N/A	N/A	N/A	N/A	N/A
0	N/A	N/A	N/A	N/A	N/A
0	N/A	N/A	N/A	N/A	N/A
0	N/A	N/A	N/A	N/A	N/A
0	N/A	N/A	N/A	N/A	N/A
0	N/A	N/A	N/A	N/A	N/A
0	N/A	N/A	N/A	N/A	N/A
0	N/A	N/A	N/A	N/A	N/A
0	N/A	N/A	N/A	N/A	N/A
0	N/A	N/A	N/A	N/A	N/A
0.000000	N/A	N/A	N/A	N/A	N/A
0	N/A	N/A	N/A	N/A	N/A
0.000000	N/A	N/A	N/A	N/A	N/A
0.000000	N/A	N/A	N/A	N/A	N/A
0	N/A	N/A	N/A	N/A	N/A
0	N/A	N/A	N/A	N/A	N/A
0	N/A	N/A	N/A	N/A	N/A
0.000000	N/A	N/A	N/A	N/A	N/A
0.000000	N/A	N/A	N/A	N/A	N/A
0	N/A	N/A	N/A	N/A	N/A
0.000000	N/A	N/A	N/A	N/A	N/A
0.000000	N/A	N/A	N/A	N/A	N/A
0	N/A	N/A	N/A	N/A	N/A
0	N/A	N/A	N/A	N/A	N/A
0	N/A	N/A	N/A	N/A	N/A
YES	N/A	N/A	N/A	N/A	N/A
No	N/A	N/A	N/A	N/A	N/A
No	N/A	N/A	N/A	N/A	N/A
	N/A	N/A	N/A	N/A	N/A
	N/A	N/A	N/A	N/A	N/A
	N/A	N/A	N/A	N/A	N/A

Price Cap Tariff Review Plan  
Manual Input of EUCL Rates - No PICC or MOU Rates

Total Jurisdiction  
(a)

0  
0

0

0.00  
0.00  
0.00

0.00  
0.00  
0.00

0  
0  
0  
0

0

Price Cap Tariff Review Plan  
 Calculation of Minimum & Maximum EU Rates

	Total Jurisdiction (a)	No Zone / Zone A (b)	Zone B (c)	Zone C (d)	Zone D (e)	Other Zone * (f)
	0	N/A	N/A	N/A	N/A	N/A
	0	N/A	N/A	N/A	N/A	N/A
	0	N/A	N/A	N/A	N/A	N/A
	0	0	0	0	0	0
N/A		0.00	0.00	0.00	0.00	0.00
N/A		0.00	0.00	0.00	0.00	0.00
	0	0	0	0	0	0
	0	N/A	N/A	N/A	N/A	N/A
	0	N/A	N/A	N/A	N/A	N/A
	0	0	0	0	0	0
	0	N/A	N/A	N/A	N/A	N/A
N/A		0	0	0	0	0
	0	N/A	N/A	N/A	N/A	N/A
	0	N/A	N/A	N/A	N/A	N/A
	0	N/A	N/A	N/A	N/A	N/A
	0	0	0	0	0	0
	0	N/A	N/A	N/A	N/A	N/A
	0	N/A	N/A	N/A	N/A	N/A
	0	N/A	N/A	N/A	N/A	N/A
	0	N/A	N/A	N/A	N/A	N/A
N/A		0.00	0.00	0.00	0.00	0.00
N/A		0.00	0.00	0.00	0.00	0.00
N/A		0.00	0.00	0.00	0.00	0.00
	0	0	0	0	0	0
	0	0	0	0	0	0
	0	0	0	0	0	0
	0	0	0	0	0	0
	0	N/A	N/A	N/A	N/A	N/A

Price Cap Tariff Review Plan  
Allocation of Pool Revenues to MLB PICC & MLB EUCL

Total Jurisdiction (a)	No Zone / Zone A (b)	Zone B (c)	Zone C (d)	Zone D (e)	Other Zone * (f)
No Pooling	N/A	N/A	N/A	N/A	N/A
No Pooling	N/A	N/A	N/A	N/A	N/A
No Pooling	N/A	N/A	N/A	N/A	N/A
No Pooling	N/A	N/A	N/A	N/A	N/A
No Pooling	N/A	N/A	N/A	N/A	N/A
No Pooling	N/A	N/A	N/A	N/A	N/A
No Pooling	N/A	N/A	N/A	N/A	N/A
No Pooling	N/A	N/A	N/A	N/A	N/A
No Pooling	N/A	N/A	N/A	N/A	N/A
No Pooling	N/A	N/A	N/A	N/A	N/A
No Pooling	N/A	N/A	N/A	N/A	N/A
No Pooling	N/A	N/A	N/A	N/A	N/A
No Pooling	N/A	N/A	N/A	N/A	N/A
No Pooling	N/A	N/A	N/A	N/A	N/A
No Pooling	N/A	N/A	N/A	N/A	N/A
No Pooling	N/A	N/A	N/A	N/A	N/A
No Pooling	No Pooling	No Pooling	No Pooling	No Pooling	No Pooling
No Pooling	No Pooling	No Pooling	No Pooling	No Pooling	No Pooling
No Pooling	No Pooling	No Pooling	No Pooling	No Pooling	No Pooling
No Pooling	No Pooling	No Pooling	No Pooling	No Pooling	No Pooling
No Pooling	No Pooling	No Pooling	No Pooling	No Pooling	No Pooling
No Pooling	No Pooling	No Pooling	No Pooling	No Pooling	No Pooling
No Pooling	No Pooling	No Pooling	No Pooling	No Pooling	No Pooling
No Pooling	N/A	N/A	N/A	N/A	N/A

Price Cap Tariff Review Plan  
Verification of Recovered CMT Revenue

Total Jurisdiction  
(a)

0  
0

0  
0

0

0

0

0  
0

0

0

0

0

0  
0  
0





Price Cap Tariff Review Plan  
 Calculation of EUCL Limits, PICC Rate and CCL Rates

Total Jurisdiction (a)	No Zone / Zone A (b)	Zone B (c)	Zone C (d)	Zone D (e)	Other Zone (f)
0	0	0	0	0	0
0	0	0	0	0	0
0	0	0	0	0	0
0	0	0	0	0	0
0	N/A	N/A	N/A	N/A	N/A
0	N/A	N/A	N/A	N/A	N/A
0	N/A	N/A	N/A	N/A	N/A
0	N/A	N/A	N/A	N/A	N/A
0	N/A	N/A	N/A	N/A	N/A
0	N/A	N/A	N/A	N/A	N/A
0	N/A	N/A	N/A	N/A	N/A
0	N/A	N/A	N/A	N/A	N/A
6.50	N/A	N/A	N/A	N/A	N/A
7.00	N/A	N/A	N/A	N/A	N/A
9.20	N/A	N/A	N/A	N/A	N/A
0.000000	N/A	N/A	N/A	N/A	N/A
0.000000	N/A	N/A	N/A	N/A	N/A
0.000000	N/A	N/A	N/A	N/A	N/A
0.000000	N/A	N/A	N/A	N/A	N/A



Price Cap Tariff Review Plan  
Manual Input of EUCL Rates - No PICC or MOU Rates

Total Jurisdiction  
(a)

ok  
ok  
ok

Price Cap Tariff Review Plan  
 Calculation of Minimum & Maximum EU Rates

Total Jurisdiction (a)	No Zone / Zone A (b)	Zone B (c)	Zone C (d)	Zone D (e)	Other Zone (f)
	N/A	N/A	N/A	N/A	N/A
	N/A	N/A	N/A	N/A	N/A
	N/A	N/A	N/A	N/A	N/A
N/A					
N/A					
	N/A	N/A	N/A	N/A	N/A
	N/A	N/A	N/A	N/A	N/A
	N/A	N/A	N/A	N/A	N/A
N/A					
	N/A	N/A	N/A	N/A	N/A
	N/A	N/A	N/A	N/A	N/A
	N/A	N/A	N/A	N/A	N/A
	N/A	N/A	N/A	N/A	N/A
	N/A	N/A	N/A	N/A	N/A
N/A					
N/A					
N/A					
	N/A	N/A	N/A	N/A	N/A

Price Cap Tariff Review Plan  
Allocation of Pool Revenues to MLB PICC & MLB EUCL

Total Jurisdiction (a)	No Zone / Zone A (b)	Zone B (c)	Zone C (d)	Zone D (e)	Other Zone (f)
	N/A	N/A	N/A	N/A	N/A
	N/A	N/A	N/A	N/A	N/A
	N/A	N/A	N/A	N/A	N/A
	N/A	N/A	N/A	N/A	N/A
	N/A	N/A	N/A	N/A	N/A
	N/A	N/A	N/A	N/A	N/A
	N/A	N/A	N/A	N/A	N/A
	N/A	N/A	N/A	N/A	N/A
	N/A	N/A	N/A	N/A	N/A
	N/A	N/A	N/A	N/A	N/A
	N/A	N/A	N/A	N/A	N/A
N/A					
N/A					
	N/A	N/A	N/A	N/A	N/A

Price Cap Tariff Review Plan  
Verification of Recovered CMT Revenue

Total Jurisdiction  
(a)

---

0  
0

0  
0

0

0

0

Agg.Rate 0

Agg.Rate

0

0 ok

0

0  
0

LEC	FCC	Delta	Flag
-----	-----	-------	------

---

		0.00	*
		0.00	*
		0.00	*
		0.00	*
		0.00	*
		0.00	*

0	0	0	*
0	0	0	*
0	0	0	*
0 Agg.Rate		0	*
0 Agg.Rate		0	*
0	0	0	*
0	0	0	*
0	0	0	*
			*
			*





Price Cap Tariff Review Plan  
 Calculation of EUCL Limits, PICC Rate and CCL Rates

Total Jurisdiction (a)	No Zone / Zone A (b)	Zone B (c)	Zone C (d)	Zone D (e)	Other Zone (f)
0	0	0	0	0	0
0	0	0	0	0	0
0	0	0	0	0	0
0	0	0	0	0	0
0	N/A	N/A	N/A	N/A	N/A
0	N/A	N/A	N/A	N/A	N/A
0	N/A	N/A	N/A	N/A	N/A
0	N/A	N/A	N/A	N/A	N/A
0	N/A	N/A	N/A	N/A	N/A
0	N/A	N/A	N/A	N/A	N/A
0	N/A	N/A	N/A	N/A	N/A
6.50	N/A	N/A	N/A	N/A	N/A
7.00	N/A	N/A	N/A	N/A	N/A
9.20	N/A	N/A	N/A	N/A	N/A
0.000000	N/A	N/A	N/A	N/A	N/A
0.000000	N/A	N/A	N/A	N/A	N/A
0.0000	N/A	N/A	N/A	N/A	N/A
0.000000	N/A	N/A	N/A	N/A	N/A



Price Cap Tariff Review Plan  
Manual Input of EUCL Rates - No PICC or MOU Rates

Total Jurisdiction  
(a)

ok  
ok  
ok

Price Cap Tariff Review Plan  
 Calculation of Minimum & Maximum EU Rates

Total Jurisdiction (a)	No Zone / Zone A (b)	Zone B (c)	Zone C (d)	Zone D (e)	Other Zone (f)
	N/A	N/A	N/A	N/A	N/A
	N/A	N/A	N/A	N/A	N/A
	N/A	N/A	N/A	N/A	N/A
N/A					
N/A					
	N/A	N/A	N/A	N/A	N/A
	N/A	N/A	N/A	N/A	N/A
	N/A	N/A	N/A	N/A	N/A
N/A					
	N/A	N/A	N/A	N/A	N/A
	N/A	N/A	N/A	N/A	N/A
	N/A	N/A	N/A	N/A	N/A
	N/A	N/A	N/A	N/A	N/A
	N/A	N/A	N/A	N/A	N/A
N/A					
N/A					
N/A					
	N/A	N/A	N/A	N/A	N/A

Price Cap Tariff Review Plan  
 Allocation of Pool Revenues to MLB PICC & MLB EUCL

Total Jurisdiction (a)	No Zone / Zone A (b)	Zone B (c)	Zone C (d)	Zone D (e)	Other Zone (f)
	N/A	N/A	N/A	N/A	N/A
	N/A	N/A	N/A	N/A	N/A
	N/A	N/A	N/A	N/A	N/A
	N/A	N/A	N/A	N/A	N/A
	N/A	N/A	N/A	N/A	N/A
	N/A	N/A	N/A	N/A	N/A
	N/A	N/A	N/A	N/A	N/A
	N/A	N/A	N/A	N/A	N/A
	N/A	N/A	N/A	N/A	N/A
	N/A	N/A	N/A	N/A	N/A
	N/A	N/A	N/A	N/A	N/A
N/A					
N/A					
	N/A	N/A	N/A	N/A	N/A

Price Cap Tariff Review Plan  
Verification of Recovered CMT Revenue

Total Jurisdiction  
(a)

---

0  
0

0  
0

0

0

0

Agg.Rate 0

Agg.Rate

0

0 ok

0

0  
0  
0

LEC	FCC	Delta	Flag
-----	-----	-------	------

---

		0.00	*
		0.00	*
		0.00	*
		0.00	*
		0.00	*
		0.00	*

0	0	0	*
0	0	0	*
0	0	0	*
0 Agg.Rate		0	*
0 Agg.Rate		0	*
0	0	0	*
0	0	0	*
0	0	0	*
			*
			*





Price Cap Tariff Review Plan  
 Calculation of EUCL Limits, PICC Rate and CCL Rates

Total Jurisdiction (a)	No Zone / Zone A (b)	Zone B (c)	Zone C (d)	Zone D (e)	Other Zone * (f)
0	0	0	0	0	0
0	0	0	0	0	0
0	0	0	0	0	0
0	0	0	0	0	0
0	N/A	N/A	N/A	N/A	N/A
0	N/A	N/A	N/A	N/A	N/A
0	N/A	N/A	N/A	N/A	N/A
0	N/A	N/A	N/A	N/A	N/A
0	N/A	N/A	N/A	N/A	N/A
0	N/A	N/A	N/A	N/A	N/A
0	N/A	N/A	N/A	N/A	N/A
6.50	N/A	N/A	N/A	N/A	N/A
7.00	N/A	N/A	N/A	N/A	N/A
9.20	N/A	N/A	N/A	N/A	N/A
0.000000	N/A	N/A	N/A	N/A	N/A
0.000000	N/A	N/A	N/A	N/A	N/A
1.000000	N/A	N/A	N/A	N/A	N/A
0.000000	N/A	N/A	N/A	N/A	N/A



Price Cap Tariff Review Plan  
Manual Input of EUCL Rates - No PICC or MOU Rates

Total Jurisdiction  
(a)

0  
0

0

0.00  
0.00  
0.00

0.00  
0.00  
0.00

0  
0  
0  
0

0

Price Cap Tariff Review Plan  
 Calculation of Minimum & Maximum EU Rates

Total Jurisdiction (a)	No Zone / Zone A (b)	Zone B (c)	Zone C (d)	Zone D (e)	Other Zone * (f)
CAP2	N/A	N/A	N/A	N/A	N/A
CAP2	N/A	N/A	N/A	N/A	N/A
CAP2	N/A	N/A	N/A	N/A	N/A
CAP2	CAP2	CAP2	CAP2	CAP2	CAP2
N/A	CAP2	CAP2	CAP2	CAP2	CAP2
N/A	CAP2	CAP2	CAP2	CAP2	CAP2
CAP2	CAP2	CAP2	CAP2	CAP2	CAP2
CAP2	N/A	N/A	N/A	N/A	N/A
CAP2	N/A	N/A	N/A	N/A	N/A
CAP2	CAP2	CAP2	CAP2	CAP2	CAP2
CAP2	N/A	N/A	N/A	N/A	N/A
N/A	CAP2	CAP2	CAP2	CAP2	CAP2
CAP2	N/A	N/A	N/A	N/A	N/A
CAP2	N/A	N/A	N/A	N/A	N/A
CAP2	CAP2	CAP2	CAP2	CAP2	CAP2
CAP2	N/A	N/A	N/A	N/A	N/A
CAP2	N/A	N/A	N/A	N/A	N/A
CAP2	N/A	N/A	N/A	N/A	N/A
CAP2	N/A	N/A	N/A	N/A	N/A
CAP2	N/A	N/A	N/A	N/A	N/A
CAP2	N/A	N/A	N/A	N/A	N/A
CAP2	N/A	N/A	N/A	N/A	N/A
CAP2	N/A	N/A	N/A	N/A	N/A
CAP2	CAP2	CAP2	CAP2	CAP2	CAP2
CAP2	CAP2	CAP2	CAP2	CAP2	CAP2
CAP2	CAP2	CAP2	CAP2	CAP2	CAP2
CAP2	CAP2	CAP2	CAP2	CAP2	CAP2
CAP2	N/A	N/A	N/A	N/A	N/A

Price Cap Tariff Review Plan  
 Allocation of Pool Revenues to MLB PICC & MLB EUCL

Total Jurisdiction (a)	No Zone / Zone A (b)	Zone B (c)	Zone C (d)	Zone D (e)	Other Zone * (f)
No Pooling	N/A	N/A	N/A	N/A	N/A
No Pooling	N/A	N/A	N/A	N/A	N/A
No Pooling	N/A	N/A	N/A	N/A	N/A
No Pooling	N/A	N/A	N/A	N/A	N/A
No Pooling	N/A	N/A	N/A	N/A	N/A
No Pooling	N/A	N/A	N/A	N/A	N/A
No Pooling	N/A	N/A	N/A	N/A	N/A
No Pooling	N/A	N/A	N/A	N/A	N/A
No Pooling	N/A	N/A	N/A	N/A	N/A
No Pooling	N/A	N/A	N/A	N/A	N/A
No Pooling	N/A	N/A	N/A	N/A	N/A
No Pooling	N/A	N/A	N/A	N/A	N/A
No Pooling	N/A	N/A	N/A	N/A	N/A
No Pooling	N/A	N/A	N/A	N/A	N/A
No Pooling	N/A	N/A	N/A	N/A	N/A
No Pooling	No Pooling	No Pooling	No Pooling	No Pooling	No Pooling
N/A	No Pooling	No Pooling	No Pooling	No Pooling	No Pooling
No Pooling	No Pooling	No Pooling	No Pooling	No Pooling	No Pooling
No Pooling	No Pooling	No Pooling	No Pooling	No Pooling	No Pooling
N/A	No Pooling	No Pooling	No Pooling	No Pooling	No Pooling
No Pooling	No Pooling	No Pooling	No Pooling	No Pooling	No Pooling
No Pooling	N/A	N/A	N/A	N/A	N/A

Price Cap Tariff Review Plan  
Verification of Recovered CMT Revenue

Total Jurisdiction  
(a)

0  
0

0  
0

0

0

0

0  
0

0

0

0

0

0  
0  
0



Price Cap Tariff Review Plan  
 Calculation of EUCL Limits, PICC Rate and CCL Rates

Total Jurisdiction (a)	No Zone / Zone A (b)	Zone B (c)	Zone C (d)	Zone D (e)	Other Zone * (f)
0	0	0	0	0	0
0	0	0	0	0	0
0	0	0	0	0	0
0	0	0	0	0	0
0	N/A	N/A	N/A	N/A	N/A
0	N/A	N/A	N/A	N/A	N/A
0	N/A	N/A	N/A	N/A	N/A
0	N/A	N/A	N/A	N/A	N/A
0	N/A	N/A	N/A	N/A	N/A
0	N/A	N/A	N/A	N/A	N/A
0	N/A	N/A	N/A	N/A	N/A
0	N/A	N/A	N/A	N/A	N/A
6.50	N/A	N/A	N/A	N/A	N/A
7.00	N/A	N/A	N/A	N/A	N/A
9.20	N/A	N/A	N/A	N/A	N/A
0.000000	N/A	N/A	N/A	N/A	N/A
0.000000	N/A	N/A	N/A	N/A	N/A
0.000000	N/A	N/A	N/A	N/A	N/A
0.000000	N/A	N/A	N/A	N/A	N/A



Price Cap Tariff Review Plan  
 Calculation of EUCL Limits, PICC Rate and CCL Rates

Total Jurisdiction (a)	No Zone / Zone A (b)	Zone B (c)	Zone C (d)	Zone D (e)	Other Zone * (f)
0	N/A	N/A	N/A	N/A	N/A
0	N/A	N/A	N/A	N/A	N/A
0	N/A	N/A	N/A	N/A	N/A
0	N/A	N/A	N/A	N/A	N/A
0	N/A	N/A	N/A	N/A	N/A
0	N/A	N/A	N/A	N/A	N/A
0	N/A	N/A	N/A	N/A	N/A
0	N/A	N/A	N/A	N/A	N/A
0	N/A	N/A	N/A	N/A	N/A
0	N/A	N/A	N/A	N/A	N/A
0	N/A	N/A	N/A	N/A	N/A
0.000000	N/A	N/A	N/A	N/A	N/A
0	N/A	N/A	N/A	N/A	N/A
0.000000	N/A	N/A	N/A	N/A	N/A
0.000000	N/A	N/A	N/A	N/A	N/A
0	N/A	N/A	N/A	N/A	N/A
0	N/A	N/A	N/A	N/A	N/A
0	N/A	N/A	N/A	N/A	N/A
0.000000	N/A	N/A	N/A	N/A	N/A
0.000000	N/A	N/A	N/A	N/A	N/A
0	N/A	N/A	N/A	N/A	N/A
0.000000	N/A	N/A	N/A	N/A	N/A
0.000000	N/A	N/A	N/A	N/A	N/A
0	N/A	N/A	N/A	N/A	N/A
0	N/A	N/A	N/A	N/A	N/A
0	N/A	N/A	N/A	N/A	N/A
YES	N/A	N/A	N/A	N/A	N/A
No	N/A	N/A	N/A	N/A	N/A
No	N/A	N/A	N/A	N/A	N/A
No	N/A	N/A	N/A	N/A	N/A
	N/A	N/A	N/A	N/A	N/A
	N/A	N/A	N/A	N/A	N/A
	N/A	N/A	N/A	N/A	N/A

Price Cap Tariff Review Plan  
Manual Input of EUCL Rates - No PICC or MOU Rates

Total Jurisdiction  
(a)

0  
0

0

0.00  
0.00  
0.00

0.00  
0.00  
0.00

0  
0  
0  
0

0

Price Cap Tariff Review Plan  
 Calculation of Minimum & Maximum EU Rates

	Total Jurisdiction (a)	No Zone / Zone A (b)	Zone B (c)	Zone C (d)	Zone D (e)	Other Zone * (f)
	0	N/A	N/A	N/A	N/A	N/A
	0	N/A	N/A	N/A	N/A	N/A
	0	N/A	N/A	N/A	N/A	N/A
	0	0	0	0	0	0
N/A		0.00	0.00	0.00	0.00	0.00
N/A		0.00	0.00	0.00	0.00	0.00
	0	0	0	0	0	0
	0	N/A	N/A	N/A	N/A	N/A
	0	N/A	N/A	N/A	N/A	N/A
	0	0	0	0	0	0
	0	N/A	N/A	N/A	N/A	N/A
N/A		0	0	0	0	0
	0	N/A	N/A	N/A	N/A	N/A
	0	N/A	N/A	N/A	N/A	N/A
	0	N/A	N/A	N/A	N/A	N/A
	0	0	0	0	0	0
	0	N/A	N/A	N/A	N/A	N/A
	0	N/A	N/A	N/A	N/A	N/A
	0	N/A	N/A	N/A	N/A	N/A
	0	N/A	N/A	N/A	N/A	N/A
N/A		0.00	0.00	0.00	0.00	0.00
N/A		0.00	0.00	0.00	0.00	0.00
N/A		0.00	0.00	0.00	0.00	0.00
	0	0	0	0	0	0
	0	0	0	0	0	0
	0	0	0	0	0	0
	0	0	0	0	0	0
	0	N/A	N/A	N/A	N/A	N/A

Price Cap Tariff Review Plan  
 Allocation of Pool Revenues to MLB PICC & MLB EUCL

Total Jurisdiction (a)	No Zone / Zone A (b)	Zone B (c)	Zone C (d)	Zone D (e)	Other Zone * (f)
No Pooling	N/A	N/A	N/A	N/A	N/A
No Pooling	N/A	N/A	N/A	N/A	N/A
No Pooling	N/A	N/A	N/A	N/A	N/A
No Pooling	N/A	N/A	N/A	N/A	N/A
No Pooling	N/A	N/A	N/A	N/A	N/A
No Pooling	N/A	N/A	N/A	N/A	N/A
No Pooling	N/A	N/A	N/A	N/A	N/A
No Pooling	N/A	N/A	N/A	N/A	N/A
No Pooling	N/A	N/A	N/A	N/A	N/A
No Pooling	N/A	N/A	N/A	N/A	N/A
No Pooling	N/A	N/A	N/A	N/A	N/A
No Pooling	N/A	N/A	N/A	N/A	N/A
No Pooling	N/A	N/A	N/A	N/A	N/A
No Pooling	N/A	N/A	N/A	N/A	N/A
No Pooling	N/A	N/A	N/A	N/A	N/A
No Pooling	No Pooling	No Pooling	No Pooling	No Pooling	No Pooling
N/A	No Pooling	No Pooling	No Pooling	No Pooling	No Pooling
No Pooling	No Pooling	No Pooling	No Pooling	No Pooling	No Pooling
No Pooling	No Pooling	No Pooling	No Pooling	No Pooling	No Pooling
N/A	No Pooling	No Pooling	No Pooling	No Pooling	No Pooling
No Pooling	No Pooling	No Pooling	No Pooling	No Pooling	No Pooling
No Pooling	N/A	N/A	N/A	N/A	N/A

Price Cap Tariff Review Plan  
Verification of Recovered CMT Revenue

Total Jurisdiction  
(a)

0  
0

0  
0

0

0

0

0  
0

0

0

0

0

0  
0  
0



Price Cap Tariff Review Plan  
 Calculation of EUCL Limits, PICC Rate and CCL Rates

Total Jurisdiction (a)	No Zone / Zone A (b)	Zone B (c)	Zone C (d)	Zone D (e)	Other Zone (f)
0	0	0	0	0	0
0	0	0	0	0	0
0	0	0	0	0	0
0	0	0	0	0	0
0	N/A	N/A	N/A	N/A	N/A
0	N/A	N/A	N/A	N/A	N/A
0	N/A	N/A	N/A	N/A	N/A
0	N/A	N/A	N/A	N/A	N/A
0	N/A	N/A	N/A	N/A	N/A
0	N/A	N/A	N/A	N/A	N/A
0	N/A	N/A	N/A	N/A	N/A
0	N/A	N/A	N/A	N/A	N/A
6.50	N/A	N/A	N/A	N/A	N/A
7.00	N/A	N/A	N/A	N/A	N/A
9.20	N/A	N/A	N/A	N/A	N/A
0.000000	N/A	N/A	N/A	N/A	N/A
0.000000	N/A	N/A	N/A	N/A	N/A
0.000000	N/A	N/A	N/A	N/A	N/A
0.000000	N/A	N/A	N/A	N/A	N/A





Price Cap Tariff Review Plan  
Manual Input of EUCL Rates - No PICC or MOU Rates

Total Jurisdiction  
(a)

ok  
ok  
ok

Price Cap Tariff Review Plan  
 Calculation of Minimum & Maximum EU Rates

Total Jurisdiction (a)	No Zone / Zone A (b)	Zone B (c)	Zone C (d)	Zone D (e)	Other Zone (f)
	N/A	N/A	N/A	N/A	N/A
	N/A	N/A	N/A	N/A	N/A
	N/A	N/A	N/A	N/A	N/A
N/A					
N/A					
	N/A	N/A	N/A	N/A	N/A
	N/A	N/A	N/A	N/A	N/A
	N/A	N/A	N/A	N/A	N/A
N/A					
	N/A	N/A	N/A	N/A	N/A
	N/A	N/A	N/A	N/A	N/A
	N/A	N/A	N/A	N/A	N/A
	N/A	N/A	N/A	N/A	N/A
	N/A	N/A	N/A	N/A	N/A
N/A					
N/A					
N/A					
	N/A	N/A	N/A	N/A	N/A

Price Cap Tariff Review Plan  
 Allocation of Pool Revenues to MLB PICC & MLB EUCL

Total Jurisdiction (a)	No Zone / Zone A (b)	Zone B (c)	Zone C (d)	Zone D (e)	Other Zone (f)
	N/A	N/A	N/A	N/A	N/A
	N/A	N/A	N/A	N/A	N/A
	N/A	N/A	N/A	N/A	N/A
	N/A	N/A	N/A	N/A	N/A
	N/A	N/A	N/A	N/A	N/A
	N/A	N/A	N/A	N/A	N/A
	N/A	N/A	N/A	N/A	N/A
	N/A	N/A	N/A	N/A	N/A
	N/A	N/A	N/A	N/A	N/A
	N/A	N/A	N/A	N/A	N/A
	N/A	N/A	N/A	N/A	N/A
	N/A	N/A	N/A	N/A	N/A
	N/A	N/A	N/A	N/A	N/A
	N/A	N/A	N/A	N/A	N/A
	N/A	N/A	N/A	N/A	N/A
N/A					
N/A					
	N/A	N/A	N/A	N/A	N/A

Price Cap Tariff Review Plan  
Verification of Recovered CMT Revenue

Total Jurisdiction  
(a)

---

0  
0

0  
0

0

0

0

Agg.Rate 0

Agg.Rate

0

0 ok

0

0  
0

LEC	FCC	Delta	Flag
-----	-----	-------	------

---

		0.00	*
		0.00	*
		0.00	*
		0.00	*
		0.00	*
		0.00	*

0	0	0	*
0	0	0	*
0	0	0	*
0 Agg.Rate		0	*
0 Agg.Rate		0	*
0	0	0	*
0	0	0	*
0	0	0	*
			*
			*



Price Cap Tariff Review Plan  
 Calculation of EUCL Limits, PICC Rate and CCL Rates

Total Jurisdiction (a)	No Zone / Zone A (b)	Zone B (c)	Zone C (d)	Zone D (e)	Other Zone (f)
0	0	0	0	0	0
0	0	0	0	0	0
0	0	0	0	0	0
0	0	0	0	0	0
0	N/A	N/A	N/A	N/A	N/A
0	N/A	N/A	N/A	N/A	N/A
0	N/A	N/A	N/A	N/A	N/A
0	N/A	N/A	N/A	N/A	N/A
0	N/A	N/A	N/A	N/A	N/A
0	N/A	N/A	N/A	N/A	N/A
0	N/A	N/A	N/A	N/A	N/A
6.50	N/A	N/A	N/A	N/A	N/A
7.00	N/A	N/A	N/A	N/A	N/A
9.20	N/A	N/A	N/A	N/A	N/A
0.000000	N/A	N/A	N/A	N/A	N/A
0.000000	N/A	N/A	N/A	N/A	N/A
0.0000	N/A	N/A	N/A	N/A	N/A
0.000000	N/A	N/A	N/A	N/A	N/A





Price Cap Tariff Review Plan  
Manual Input of EUCL Rates - No PICC or MOU Rates

Total Jurisdiction  
(a)

ok  
ok  
ok

Price Cap Tariff Review Plan  
 Calculation of Minimum & Maximum EU Rates

Total Jurisdiction (a)	No Zone / Zone A (b)	Zone B (c)	Zone C (d)	Zone D (e)	Other Zone (f)
	N/A	N/A	N/A	N/A	N/A
	N/A	N/A	N/A	N/A	N/A
	N/A	N/A	N/A	N/A	N/A
N/A					
N/A					
	N/A	N/A	N/A	N/A	N/A
	N/A	N/A	N/A	N/A	N/A
	N/A	N/A	N/A	N/A	N/A
N/A					
	N/A	N/A	N/A	N/A	N/A
	N/A	N/A	N/A	N/A	N/A
	N/A	N/A	N/A	N/A	N/A
	N/A	N/A	N/A	N/A	N/A
	N/A	N/A	N/A	N/A	N/A
	N/A	N/A	N/A	N/A	N/A
N/A					
N/A					
N/A					
	N/A	N/A	N/A	N/A	N/A

Price Cap Tariff Review Plan  
 Allocation of Pool Revenues to MLB PICC & MLB EUCL

Total Jurisdiction (a)	No Zone / Zone A (b)	Zone B (c)	Zone C (d)	Zone D (e)	Other Zone (f)
	N/A	N/A	N/A	N/A	N/A
	N/A	N/A	N/A	N/A	N/A
	N/A	N/A	N/A	N/A	N/A
	N/A	N/A	N/A	N/A	N/A
	N/A	N/A	N/A	N/A	N/A
	N/A	N/A	N/A	N/A	N/A
	N/A	N/A	N/A	N/A	N/A
	N/A	N/A	N/A	N/A	N/A
	N/A	N/A	N/A	N/A	N/A
	N/A	N/A	N/A	N/A	N/A
	N/A	N/A	N/A	N/A	N/A
N/A					
N/A					
	N/A	N/A	N/A	N/A	N/A

Price Cap Tariff Review Plan  
Verification of Recovered CMT Revenue

Total Jurisdiction  
(a)

---

0  
0

0  
0

0

0

0

Agg.Rate 0

Agg.Rate  
0

0 ok

0  
0  
0

LEC	FCC	Delta	Flag
-----	-----	-------	------

---

		0.00	*
		0.00	*
		0.00	*
		0.00	*
		0.00	*
		0.00	*

0	0	0	*
0	0	0	*
0	0	0	*
0 Agg.Rate		0	*
0 Agg.Rate		0	*
0	0	0	*
0	0	0	*
0	0	0	*
			*
			*



Price Cap Tariff Review Plan  
 Calculation of EUCL Limits, PICC Rate and CCL Rates

Total Jurisdiction (a)	No Zone / Zone A (b)	Zone B (c)	Zone C (d)	Zone D (e)	Other Zone * (f)
0	0	0	0	0	0
0	0	0	0	0	0
0	0	0	0	0	0
0	0	0	0	0	0
0	N/A	N/A	N/A	N/A	N/A
0	N/A	N/A	N/A	N/A	N/A
0	N/A	N/A	N/A	N/A	N/A
0	N/A	N/A	N/A	N/A	N/A
0	N/A	N/A	N/A	N/A	N/A
0	N/A	N/A	N/A	N/A	N/A
0	N/A	N/A	N/A	N/A	N/A
6.50	N/A	N/A	N/A	N/A	N/A
7.00	N/A	N/A	N/A	N/A	N/A
9.20	N/A	N/A	N/A	N/A	N/A
0.000000	N/A	N/A	N/A	N/A	N/A
0.000000	N/A	N/A	N/A	N/A	N/A
1.000000	N/A	N/A	N/A	N/A	N/A
0.000000	N/A	N/A	N/A	N/A	N/A

Price Cap Tariff Review Plan  
Calculation of EUCL Limits, PICC Rate and CCL Rates

Total Jurisdiction (a)	No Zone / Zone A (b)	Zone B (c)	Zone C (d)	Zone D (e)	Other Zone * (f)
0	N/A	N/A	N/A	N/A	N/A
0	N/A	N/A	N/A	N/A	N/A
0	N/A	N/A	N/A	N/A	N/A
0	N/A	N/A	N/A	N/A	N/A
0	N/A	N/A	N/A	N/A	N/A
0	N/A	N/A	N/A	N/A	N/A
0	N/A	N/A	N/A	N/A	N/A
0	N/A	N/A	N/A	N/A	N/A
0	N/A	N/A	N/A	N/A	N/A
0	N/A	N/A	N/A	N/A	N/A
0	N/A	N/A	N/A	N/A	N/A
0.000000	N/A	N/A	N/A	N/A	N/A
0	N/A	N/A	N/A	N/A	N/A
0.000000	N/A	N/A	N/A	N/A	N/A
0.000000	N/A	N/A	N/A	N/A	N/A
0	N/A	N/A	N/A	N/A	N/A
0	N/A	N/A	N/A	N/A	N/A
0	N/A	N/A	N/A	N/A	N/A
0.000000	N/A	N/A	N/A	N/A	N/A
0.000000	N/A	N/A	N/A	N/A	N/A
0	N/A	N/A	N/A	N/A	N/A
0.000000	N/A	N/A	N/A	N/A	N/A
0.000000	N/A	N/A	N/A	N/A	N/A
0	N/A	N/A	N/A	N/A	N/A
0	N/A	N/A	N/A	N/A	N/A
0	N/A	N/A	N/A	N/A	N/A
YES	N/A	N/A	N/A	N/A	N/A
No	N/A	N/A	N/A	N/A	N/A
No	N/A	N/A	N/A	N/A	N/A
	N/A	N/A	N/A	N/A	N/A
	N/A	N/A	N/A	N/A	N/A
	N/A	N/A	N/A	N/A	N/A
	N/A	N/A	N/A	N/A	N/A



Price Cap Tariff Review Plan  
Manual Input of EUCL Rates - No PICC or MOU Rates

Total Jurisdiction  
(a)

0  
0

0

0.00  
0.00  
0.00

0.00  
0.00  
0.00

0  
0  
0  
0

0

Price Cap Tariff Review Plan  
 Calculation of Minimum & Maximum EU Rates

Total Jurisdiction (a)	No Zone / Zone A (b)	Zone B (c)	Zone C (d)	Zone D (e)	Other Zone * (f)
CAP2	N/A	N/A	N/A	N/A	N/A
CAP2	N/A	N/A	N/A	N/A	N/A
CAP2	N/A	N/A	N/A	N/A	N/A
CAP2	CAP2	CAP2	CAP2	CAP2	CAP2
N/A	CAP2	CAP2	CAP2	CAP2	CAP2
N/A	CAP2	CAP2	CAP2	CAP2	CAP2
CAP2	CAP2	CAP2	CAP2	CAP2	CAP2
CAP2	N/A	N/A	N/A	N/A	N/A
CAP2	N/A	N/A	N/A	N/A	N/A
CAP2	CAP2	CAP2	CAP2	CAP2	CAP2
CAP2	N/A	N/A	N/A	N/A	N/A
N/A	CAP2	CAP2	CAP2	CAP2	CAP2
CAP2	N/A	N/A	N/A	N/A	N/A
CAP2	N/A	N/A	N/A	N/A	N/A
CAP2	CAP2	CAP2	CAP2	CAP2	CAP2
CAP2	N/A	N/A	N/A	N/A	N/A
CAP2	N/A	N/A	N/A	N/A	N/A
CAP2	N/A	N/A	N/A	N/A	N/A
CAP2	N/A	N/A	N/A	N/A	N/A
CAP2	N/A	N/A	N/A	N/A	N/A
N/A	CAP2	CAP2	CAP2	CAP2	CAP2
N/A	CAP2	CAP2	CAP2	CAP2	CAP2
N/A	CAP2	CAP2	CAP2	CAP2	CAP2
CAP2	CAP2	CAP2	CAP2	CAP2	CAP2
CAP2	CAP2	CAP2	CAP2	CAP2	CAP2
CAP2	CAP2	CAP2	CAP2	CAP2	CAP2
CAP2	CAP2	CAP2	CAP2	CAP2	CAP2
CAP2	N/A	N/A	N/A	N/A	N/A

Price Cap Tariff Review Plan  
Allocation of Pool Revenues to MLB PICC & MLB EUCL

Total Jurisdiction (a)	No Zone / Zone A (b)	Zone B (c)	Zone C (d)	Zone D (e)	Other Zone * (f)
No Pooling	N/A	N/A	N/A	N/A	N/A
No Pooling	N/A	N/A	N/A	N/A	N/A
No Pooling	N/A	N/A	N/A	N/A	N/A
No Pooling	N/A	N/A	N/A	N/A	N/A
No Pooling	N/A	N/A	N/A	N/A	N/A
No Pooling	N/A	N/A	N/A	N/A	N/A
No Pooling	N/A	N/A	N/A	N/A	N/A
No Pooling	N/A	N/A	N/A	N/A	N/A
No Pooling	N/A	N/A	N/A	N/A	N/A
No Pooling	N/A	N/A	N/A	N/A	N/A
No Pooling	N/A	N/A	N/A	N/A	N/A
No Pooling	N/A	N/A	N/A	N/A	N/A
No Pooling	N/A	N/A	N/A	N/A	N/A
No Pooling	N/A	N/A	N/A	N/A	N/A
No Pooling	N/A	N/A	N/A	N/A	N/A
No Pooling	N/A	N/A	N/A	N/A	N/A
No Pooling	N/A	N/A	N/A	N/A	N/A
No Pooling	N/A	N/A	N/A	N/A	N/A
No Pooling	No Pooling	No Pooling	No Pooling	No Pooling	No Pooling
N/A	No Pooling	No Pooling	No Pooling	No Pooling	No Pooling
No Pooling	No Pooling	No Pooling	No Pooling	No Pooling	No Pooling
No Pooling	No Pooling	No Pooling	No Pooling	No Pooling	No Pooling
N/A	No Pooling	No Pooling	No Pooling	No Pooling	No Pooling
No Pooling	No Pooling	No Pooling	No Pooling	No Pooling	No Pooling
No Pooling	N/A	N/A	N/A	N/A	N/A

Price Cap Tariff Review Plan  
Verification of Recovered CMT Revenue

Total Jurisdiction  
(a)

0  
0

0  
0

0

0

0

0  
0

0

0

0

0

0  
0  
0



Price Cap Tariff Review Plan  
 Calculation of EUCL Limits, PICC Rate and CCL Rates

Total Jurisdiction (a)	No Zone / Zone A (b)	Zone B (c)	Zone C (d)	Zone D (e)	Other Zone * (f)
0	0	0	0	0	0
0	0	0	0	0	0
0	0	0	0	0	0
0	0	0	0	0	0
0	N/A	N/A	N/A	N/A	N/A
0	N/A	N/A	N/A	N/A	N/A
0	N/A	N/A	N/A	N/A	N/A
0	N/A	N/A	N/A	N/A	N/A
0	N/A	N/A	N/A	N/A	N/A
0	N/A	N/A	N/A	N/A	N/A
0	N/A	N/A	N/A	N/A	N/A
6.50	N/A	N/A	N/A	N/A	N/A
7.00	N/A	N/A	N/A	N/A	N/A
9.20	N/A	N/A	N/A	N/A	N/A
0.000000	N/A	N/A	N/A	N/A	N/A
0.000000	N/A	N/A	N/A	N/A	N/A
0.000000	N/A	N/A	N/A	N/A	N/A
0.000000	N/A	N/A	N/A	N/A	N/A

Price Cap Tariff Review Plan  
 Calculation of EUCL Limits, PICC Rate and CCL Rates

Total Jurisdiction (a)	No Zone / Zone A (b)	Zone B (c)	Zone C (d)	Zone D (e)	Other Zone * (f)
0	N/A	N/A	N/A	N/A	N/A
0	N/A	N/A	N/A	N/A	N/A
0	N/A	N/A	N/A	N/A	N/A
0	N/A	N/A	N/A	N/A	N/A
0	N/A	N/A	N/A	N/A	N/A
0	N/A	N/A	N/A	N/A	N/A
0	N/A	N/A	N/A	N/A	N/A
0	N/A	N/A	N/A	N/A	N/A
0	N/A	N/A	N/A	N/A	N/A
0	N/A	N/A	N/A	N/A	N/A
0	N/A	N/A	N/A	N/A	N/A
0.000000	N/A	N/A	N/A	N/A	N/A
0	N/A	N/A	N/A	N/A	N/A
0.000000	N/A	N/A	N/A	N/A	N/A
0.000000	N/A	N/A	N/A	N/A	N/A
0	N/A	N/A	N/A	N/A	N/A
0	N/A	N/A	N/A	N/A	N/A
0	N/A	N/A	N/A	N/A	N/A
0.000000	N/A	N/A	N/A	N/A	N/A
0.000000	N/A	N/A	N/A	N/A	N/A
0	N/A	N/A	N/A	N/A	N/A
0.000000	N/A	N/A	N/A	N/A	N/A
0.000000	N/A	N/A	N/A	N/A	N/A
0	N/A	N/A	N/A	N/A	N/A
0	N/A	N/A	N/A	N/A	N/A
0	N/A	N/A	N/A	N/A	N/A
YES	N/A	N/A	N/A	N/A	N/A
No	N/A	N/A	N/A	N/A	N/A
No	N/A	N/A	N/A	N/A	N/A
	N/A	N/A	N/A	N/A	N/A
	N/A	N/A	N/A	N/A	N/A
	N/A	N/A	N/A	N/A	N/A

Price Cap Tariff Review Plan  
Manual Input of EUCL Rates - No PICC or MOU Rates

Total Jurisdiction  
(a)

0  
0

0

0.00  
0.00  
0.00

0.00  
0.00  
0.00

0  
0  
0  
0

0



Price Cap Tariff Review Plan  
 Calculation of Minimum & Maximum EU Rates

	Total Jurisdiction (a)	No Zone / Zone A (b)	Zone B (c)	Zone C (d)	Zone D (e)	Other Zone * (f)
	0	N/A	N/A	N/A	N/A	N/A
	0	N/A	N/A	N/A	N/A	N/A
	0	N/A	N/A	N/A	N/A	N/A
	0	0	0	0	0	0
N/A		0.00	0.00	0.00	0.00	0.00
N/A		0.00	0.00	0.00	0.00	0.00
	0	0	0	0	0	0
	0	N/A	N/A	N/A	N/A	N/A
	0	N/A	N/A	N/A	N/A	N/A
	0	0	0	0	0	0
	0	N/A	N/A	N/A	N/A	N/A
N/A		0	0	0	0	0
	0	N/A	N/A	N/A	N/A	N/A
	0	N/A	N/A	N/A	N/A	N/A
	0	N/A	N/A	N/A	N/A	N/A
	0	0	0	0	0	0
	0	N/A	N/A	N/A	N/A	N/A
	0	N/A	N/A	N/A	N/A	N/A
	0	N/A	N/A	N/A	N/A	N/A
	0	N/A	N/A	N/A	N/A	N/A
N/A		0.00	0.00	0.00	0.00	0.00
N/A		0.00	0.00	0.00	0.00	0.00
N/A		0.00	0.00	0.00	0.00	0.00
	0	0	0	0	0	0
	0	0	0	0	0	0
	0	0	0	0	0	0
	0	0	0	0	0	0
	0	N/A	N/A	N/A	N/A	N/A

Price Cap Tariff Review Plan  
Allocation of Pool Revenues to MLB PICC & MLB EUCL

Total Jurisdiction (a)	No Zone / Zone A (b)	Zone B (c)	Zone C (d)	Zone D (e)	Other Zone * (f)
No Pooling	N/A	N/A	N/A	N/A	N/A
No Pooling	N/A	N/A	N/A	N/A	N/A
No Pooling	N/A	N/A	N/A	N/A	N/A
No Pooling	N/A	N/A	N/A	N/A	N/A
No Pooling	N/A	N/A	N/A	N/A	N/A
No Pooling	N/A	N/A	N/A	N/A	N/A
No Pooling	N/A	N/A	N/A	N/A	N/A
No Pooling	N/A	N/A	N/A	N/A	N/A
No Pooling	N/A	N/A	N/A	N/A	N/A
No Pooling	N/A	N/A	N/A	N/A	N/A
No Pooling	N/A	N/A	N/A	N/A	N/A
No Pooling	N/A	N/A	N/A	N/A	N/A
No Pooling	N/A	N/A	N/A	N/A	N/A
No Pooling	N/A	N/A	N/A	N/A	N/A
No Pooling	N/A	N/A	N/A	N/A	N/A
No Pooling	No Pooling	No Pooling	No Pooling	No Pooling	No Pooling
N/A	No Pooling	No Pooling	No Pooling	No Pooling	No Pooling
No Pooling	No Pooling	No Pooling	No Pooling	No Pooling	No Pooling
No Pooling	No Pooling	No Pooling	No Pooling	No Pooling	No Pooling
N/A	No Pooling	No Pooling	No Pooling	No Pooling	No Pooling
No Pooling	No Pooling	No Pooling	No Pooling	No Pooling	No Pooling
No Pooling	N/A	N/A	N/A	N/A	N/A

Price Cap Tariff Review Plan  
Verification of Recovered CMT Revenue

Total Jurisdiction  
(a)

0  
0

0  
0

0

0

0

0  
0

0

0

0

0

0  
0  
0



Price Cap Tariff Review Plan  
 Calculation of EUCL Limits, PICC Rate and CCL Rates

Total Jurisdiction (a)	No Zone / Zone A (b)	Zone B (c)	Zone C (d)	Zone D (e)	Other Zone (f)
0	0	0	0	0	0
0	0	0	0	0	0
0	0	0	0	0	0
0	0	0	0	0	0
0	N/A	N/A	N/A	N/A	N/A
0	N/A	N/A	N/A	N/A	N/A
0	N/A	N/A	N/A	N/A	N/A
0	N/A	N/A	N/A	N/A	N/A
0	N/A	N/A	N/A	N/A	N/A
0	N/A	N/A	N/A	N/A	N/A
0	N/A	N/A	N/A	N/A	N/A
0	N/A	N/A	N/A	N/A	N/A
6.50	N/A	N/A	N/A	N/A	N/A
7.00	N/A	N/A	N/A	N/A	N/A
9.20	N/A	N/A	N/A	N/A	N/A
0.000000	N/A	N/A	N/A	N/A	N/A
0.000000	N/A	N/A	N/A	N/A	N/A
0.000000	N/A	N/A	N/A	N/A	N/A
0.000000	N/A	N/A	N/A	N/A	N/A



Price Cap Tariff Review Plan  
Manual Input of EUCL Rates - No PICC or MOU Rates

Total Jurisdiction  
(a)

ok  
ok  
ok

Price Cap Tariff Review Plan  
 Calculation of Minimum & Maximum EU Rates

Total Jurisdiction (a)	No Zone / Zone A (b)	Zone B (c)	Zone C (d)	Zone D (e)	Other Zone (f)
	N/A	N/A	N/A	N/A	N/A
	N/A	N/A	N/A	N/A	N/A
	N/A	N/A	N/A	N/A	N/A
N/A					
N/A					
	N/A	N/A	N/A	N/A	N/A
	N/A	N/A	N/A	N/A	N/A
	N/A	N/A	N/A	N/A	N/A
N/A					
	N/A	N/A	N/A	N/A	N/A
	N/A	N/A	N/A	N/A	N/A
	N/A	N/A	N/A	N/A	N/A
	N/A	N/A	N/A	N/A	N/A
	N/A	N/A	N/A	N/A	N/A
N/A					
N/A					
N/A					
	N/A	N/A	N/A	N/A	N/A



Price Cap Tariff Review Plan  
Allocation of Pool Revenues to MLB PICC & MLB EUCL

Total Jurisdiction (a)	No Zone / Zone A (b)	Zone B (c)	Zone C (d)	Zone D (e)	Other Zone (f)
	N/A	N/A	N/A	N/A	N/A
	N/A	N/A	N/A	N/A	N/A
	N/A	N/A	N/A	N/A	N/A
	N/A	N/A	N/A	N/A	N/A
	N/A	N/A	N/A	N/A	N/A
	N/A	N/A	N/A	N/A	N/A
	N/A	N/A	N/A	N/A	N/A
	N/A	N/A	N/A	N/A	N/A
	N/A	N/A	N/A	N/A	N/A
	N/A	N/A	N/A	N/A	N/A
	N/A	N/A	N/A	N/A	N/A
	N/A	N/A	N/A	N/A	N/A
N/A					
N/A					
	N/A	N/A	N/A	N/A	N/A

Price Cap Tariff Review Plan  
Verification of Recovered CMT Revenue

Total Jurisdiction  
(a)

---

0  
0

0  
0

0

0

0

Agg.Rate 0

Agg.Rate  
0

0 ok

0  
0  
0

LEC	FCC	Delta	Flag
-----	-----	-------	------

---

		0.00	*
		0.00	*
		0.00	*
		0.00	*
		0.00	*
		0.00	*

0	0	0	*
0	0	0	*
0	0	0	*
0 Agg.Rate		0	*
0 Agg.Rate		0	*
0	0	0	*
0	0	0	*
0	0	0	*
			*
			*



Price Cap Tariff Review Plan  
 Calculation of EUCL Limits, PICC Rate and CCL Rates

Total Jurisdiction (a)	No Zone / Zone A (b)	Zone B (c)	Zone C (d)	Zone D (e)	Other Zone (f)
0	0	0	0	0	0
0	0	0	0	0	0
0	0	0	0	0	0
0	0	0	0	0	0
0	N/A	N/A	N/A	N/A	N/A
0	N/A	N/A	N/A	N/A	N/A
0	N/A	N/A	N/A	N/A	N/A
0	N/A	N/A	N/A	N/A	N/A
0	N/A	N/A	N/A	N/A	N/A
0	N/A	N/A	N/A	N/A	N/A
0	N/A	N/A	N/A	N/A	N/A
0	N/A	N/A	N/A	N/A	N/A
6.50	N/A	N/A	N/A	N/A	N/A
7.00	N/A	N/A	N/A	N/A	N/A
9.20	N/A	N/A	N/A	N/A	N/A
0.000000	N/A	N/A	N/A	N/A	N/A
0.000000	N/A	N/A	N/A	N/A	N/A
0.0000	N/A	N/A	N/A	N/A	N/A
0.000000	N/A	N/A	N/A	N/A	N/A

Price Cap Tariff Review Plan  
 Calculation of EUCL Limits, PICC Rate and CCL Rates

Total Jurisdiction (a)	No Zone / Zone A (b)	Zone B (c)	Zone C (d)	Zone D (e)	Other Zone (f)
	0	N/A	N/A	N/A	N/A
	0	N/A	N/A	N/A	N/A
	0	N/A	N/A	N/A	N/A
	0	N/A	N/A	N/A	N/A
	0	N/A	N/A	N/A	N/A
	0	N/A	N/A	N/A	N/A
	0	N/A	N/A	N/A	N/A
	0	N/A	N/A	N/A	N/A
	0	N/A	N/A	N/A	N/A
Agg.Rate	N/A	N/A	N/A	N/A	N/A
Agg.Rate	N/A	N/A	N/A	N/A	N/A
Agg.Rate	N/A	N/A	N/A	N/A	N/A
Agg.Rate	N/A	N/A	N/A	N/A	N/A
Agg.Rate	N/A	N/A	N/A	N/A	N/A
Agg.Rate	N/A	N/A	N/A	N/A	N/A
Agg.Rate	N/A	N/A	N/A	N/A	N/A
Agg.Rate	N/A	N/A	N/A	N/A	N/A
Agg.Rate	N/A	N/A	N/A	N/A	N/A
Agg.Rate	N/A	N/A	N/A	N/A	N/A
Agg.Rate	N/A	N/A	N/A	N/A	N/A
Agg.Rate	N/A	N/A	N/A	N/A	N/A
Agg.Rate	N/A	N/A	N/A	N/A	N/A
Agg.Rate	N/A	N/A	N/A	N/A	N/A
Agg.Rate	N/A	N/A	N/A	N/A	N/A
YES	N/A	N/A	N/A	N/A	N/A
No	N/A	N/A	N/A	N/A	N/A
No	N/A	N/A	N/A	N/A	N/A
	N/A	N/A	N/A	N/A	N/A
	N/A	N/A	N/A	N/A	N/A
	N/A	N/A	N/A	N/A	N/A

Price Cap Tariff Review Plan  
Manual Input of EUCL Rates - No PICC or MOU Rates

Total Jurisdiction  
(a)

ok  
ok  
ok

Price Cap Tariff Review Plan  
 Calculation of Minimum & Maximum EU Rates

Total Jurisdiction (a)	No Zone / Zone A (b)	Zone B (c)	Zone C (d)	Zone D (e)	Other Zone (f)
	N/A	N/A	N/A	N/A	N/A
	N/A	N/A	N/A	N/A	N/A
	N/A	N/A	N/A	N/A	N/A
N/A					
N/A					
	N/A	N/A	N/A	N/A	N/A
	N/A	N/A	N/A	N/A	N/A
	N/A	N/A	N/A	N/A	N/A
N/A					
	N/A	N/A	N/A	N/A	N/A
	N/A	N/A	N/A	N/A	N/A
	N/A	N/A	N/A	N/A	N/A
	N/A	N/A	N/A	N/A	N/A
	N/A	N/A	N/A	N/A	N/A
N/A					
N/A					
N/A					
	N/A	N/A	N/A	N/A	N/A



Price Cap Tariff Review Plan  
 Allocation of Pool Revenues to MLB PICC & MLB EUCL

Total Jurisdiction (a)	No Zone / Zone A (b)	Zone B (c)	Zone C (d)	Zone D (e)	Other Zone (f)
	N/A	N/A	N/A	N/A	N/A
	N/A	N/A	N/A	N/A	N/A
	N/A	N/A	N/A	N/A	N/A
	N/A	N/A	N/A	N/A	N/A
	N/A	N/A	N/A	N/A	N/A
	N/A	N/A	N/A	N/A	N/A
	N/A	N/A	N/A	N/A	N/A
	N/A	N/A	N/A	N/A	N/A
	N/A	N/A	N/A	N/A	N/A
	N/A	N/A	N/A	N/A	N/A
N/A					
N/A					
	N/A	N/A	N/A	N/A	N/A

Price Cap Tariff Review Plan  
Verification of Recovered CMT Revenue

Total Jurisdiction  
(a)

---

0  
0

0  
0

0

0

0

Agg.Rate 0

Agg.Rate

0

0 ok

0

0  
0  
0

LEC	FCC	Delta	Flag
-----	-----	-------	------

---

		0.00	*
		0.00	*
		0.00	*
		0.00	*
		0.00	*
		0.00	*

0	0	0	*
0	0	0	*
0	0	0	*
0 Agg.Rate		0	*
0 Agg.Rate		0	*
0	0	0	*
0	0	0	*
0	0	0	*
			*
			*



Price Cap Tariff Review Plan  
 Calculation of EUCL Limits, PICC Rate and CCL Rates

Total Jurisdiction (a)	No Zone / Zone A (b)	Zone B (c)	Zone C (d)	Zone D (e)	Other Zone * (f)
0	0	0	0	0	0
0	0	0	0	0	0
0	0	0	0	0	0
0	0	0	0	0	0
0	N/A	N/A	N/A	N/A	N/A
0	N/A	N/A	N/A	N/A	N/A
0	N/A	N/A	N/A	N/A	N/A
0	N/A	N/A	N/A	N/A	N/A
0	N/A	N/A	N/A	N/A	N/A
0	N/A	N/A	N/A	N/A	N/A
0	N/A	N/A	N/A	N/A	N/A
6.50	N/A	N/A	N/A	N/A	N/A
7.00	N/A	N/A	N/A	N/A	N/A
9.20	N/A	N/A	N/A	N/A	N/A
0.000000	N/A	N/A	N/A	N/A	N/A
0.000000	N/A	N/A	N/A	N/A	N/A
1.000000	N/A	N/A	N/A	N/A	N/A
0.000000	N/A	N/A	N/A	N/A	N/A

Price Cap Tariff Review Plan  
Calculation of EUCL Limits, PICC Rate and CCL Rates

Total Jurisdiction (a)	No Zone / Zone A (b)	Zone B (c)	Zone C (d)	Zone D (e)	Other Zone * (f)
0	N/A	N/A	N/A	N/A	N/A
0	N/A	N/A	N/A	N/A	N/A
0	N/A	N/A	N/A	N/A	N/A
0	N/A	N/A	N/A	N/A	N/A
0	N/A	N/A	N/A	N/A	N/A
0	N/A	N/A	N/A	N/A	N/A
0	N/A	N/A	N/A	N/A	N/A
0	N/A	N/A	N/A	N/A	N/A
0	N/A	N/A	N/A	N/A	N/A
0.000000	N/A	N/A	N/A	N/A	N/A
0	N/A	N/A	N/A	N/A	N/A
0.000000	N/A	N/A	N/A	N/A	N/A
0.000000	N/A	N/A	N/A	N/A	N/A
0	N/A	N/A	N/A	N/A	N/A
0	N/A	N/A	N/A	N/A	N/A
0	N/A	N/A	N/A	N/A	N/A
0.000000	N/A	N/A	N/A	N/A	N/A
0.000000	N/A	N/A	N/A	N/A	N/A
0	N/A	N/A	N/A	N/A	N/A
0.000000	N/A	N/A	N/A	N/A	N/A
0.000000	N/A	N/A	N/A	N/A	N/A
0	N/A	N/A	N/A	N/A	N/A
0	N/A	N/A	N/A	N/A	N/A
0	N/A	N/A	N/A	N/A	N/A
YES	N/A	N/A	N/A	N/A	N/A
No	N/A	N/A	N/A	N/A	N/A
No	N/A	N/A	N/A	N/A	N/A
	N/A	N/A	N/A	N/A	N/A
	N/A	N/A	N/A	N/A	N/A
	N/A	N/A	N/A	N/A	N/A

Price Cap Tariff Review Plan  
Manual Input of EUCL Rates - No PICC or MOU Rates

Total Jurisdiction  
(a)

0  
0

0

0.00  
0.00  
0.00

0.00  
0.00  
0.00

0  
0  
0  
0

0

Price Cap Tariff Review Plan  
 Calculation of Minimum & Maximum EU Rates

Total Jurisdiction (a)	No Zone / Zone A (b)	Zone B (c)	Zone C (d)	Zone D (e)	Other Zone * (f)
CAP2	N/A	N/A	N/A	N/A	N/A
CAP2	N/A	N/A	N/A	N/A	N/A
CAP2	N/A	N/A	N/A	N/A	N/A
CAP2	CAP2	CAP2	CAP2	CAP2	CAP2
N/A	CAP2	CAP2	CAP2	CAP2	CAP2
N/A	CAP2	CAP2	CAP2	CAP2	CAP2
CAP2	CAP2	CAP2	CAP2	CAP2	CAP2
CAP2	N/A	N/A	N/A	N/A	N/A
CAP2	N/A	N/A	N/A	N/A	N/A
CAP2	CAP2	CAP2	CAP2	CAP2	CAP2
CAP2	N/A	N/A	N/A	N/A	N/A
N/A	CAP2	CAP2	CAP2	CAP2	CAP2
CAP2	N/A	N/A	N/A	N/A	N/A
CAP2	N/A	N/A	N/A	N/A	N/A
CAP2	CAP2	CAP2	CAP2	CAP2	CAP2
CAP2	N/A	N/A	N/A	N/A	N/A
CAP2	N/A	N/A	N/A	N/A	N/A
CAP2	N/A	N/A	N/A	N/A	N/A
CAP2	N/A	N/A	N/A	N/A	N/A
CAP2	N/A	N/A	N/A	N/A	N/A
CAP2	N/A	N/A	N/A	N/A	N/A
N/A	CAP2	CAP2	CAP2	CAP2	CAP2
N/A	CAP2	CAP2	CAP2	CAP2	CAP2
N/A	CAP2	CAP2	CAP2	CAP2	CAP2
CAP2	CAP2	CAP2	CAP2	CAP2	CAP2
CAP2	CAP2	CAP2	CAP2	CAP2	CAP2
CAP2	CAP2	CAP2	CAP2	CAP2	CAP2
CAP2	CAP2	CAP2	CAP2	CAP2	CAP2
CAP2	N/A	N/A	N/A	N/A	N/A



Price Cap Tariff Review Plan  
Allocation of Pool Revenues to MLB PICC & MLB EUCL

Total Jurisdiction (a)	No Zone / Zone A (b)	Zone B (c)	Zone C (d)	Zone D (e)	Other Zone * (f)
No Pooling	N/A	N/A	N/A	N/A	N/A
No Pooling	N/A	N/A	N/A	N/A	N/A
No Pooling	N/A	N/A	N/A	N/A	N/A
No Pooling	N/A	N/A	N/A	N/A	N/A
No Pooling	N/A	N/A	N/A	N/A	N/A
No Pooling	N/A	N/A	N/A	N/A	N/A
No Pooling	N/A	N/A	N/A	N/A	N/A
No Pooling	N/A	N/A	N/A	N/A	N/A
No Pooling	N/A	N/A	N/A	N/A	N/A
No Pooling	N/A	N/A	N/A	N/A	N/A
No Pooling	N/A	N/A	N/A	N/A	N/A
No Pooling	N/A	N/A	N/A	N/A	N/A
No Pooling	N/A	N/A	N/A	N/A	N/A
No Pooling	N/A	N/A	N/A	N/A	N/A
No Pooling	N/A	N/A	N/A	N/A	N/A
No Pooling	No Pooling	No Pooling	No Pooling	No Pooling	No Pooling
N/A	No Pooling	No Pooling	No Pooling	No Pooling	No Pooling
No Pooling	No Pooling	No Pooling	No Pooling	No Pooling	No Pooling
No Pooling	No Pooling	No Pooling	No Pooling	No Pooling	No Pooling
N/A	No Pooling	No Pooling	No Pooling	No Pooling	No Pooling
No Pooling	No Pooling	No Pooling	No Pooling	No Pooling	No Pooling
No Pooling	N/A	N/A	N/A	N/A	N/A

Price Cap Tariff Review Plan  
Verification of Recovered CMT Revenue

Total Jurisdiction  
(a)

0  
0

0  
0

0

0

0

0  
0

0

0

0

0

0  
0  
0





Price Cap Tariff Review Plan  
 Calculation of EUCL Limits, PICC Rate and CCL Rates

Total Jurisdiction (a)	No Zone / Zone A (b)	Zone B (c)	Zone C (d)	Zone D (e)	Other Zone * (f)
0	N/A	N/A	N/A	N/A	N/A
0	N/A	N/A	N/A	N/A	N/A
0	N/A	N/A	N/A	N/A	N/A
0	N/A	N/A	N/A	N/A	N/A
0	N/A	N/A	N/A	N/A	N/A
0	N/A	N/A	N/A	N/A	N/A
0	N/A	N/A	N/A	N/A	N/A
0	N/A	N/A	N/A	N/A	N/A
0	N/A	N/A	N/A	N/A	N/A
0	N/A	N/A	N/A	N/A	N/A
0	N/A	N/A	N/A	N/A	N/A
0	N/A	N/A	N/A	N/A	N/A
0.000000	N/A	N/A	N/A	N/A	N/A
0	N/A	N/A	N/A	N/A	N/A
0.000000	N/A	N/A	N/A	N/A	N/A
0.000000	N/A	N/A	N/A	N/A	N/A
0	N/A	N/A	N/A	N/A	N/A
0	N/A	N/A	N/A	N/A	N/A
0	N/A	N/A	N/A	N/A	N/A
0.000000	N/A	N/A	N/A	N/A	N/A
0.000000	N/A	N/A	N/A	N/A	N/A
0	N/A	N/A	N/A	N/A	N/A
0.000000	N/A	N/A	N/A	N/A	N/A
0.000000	N/A	N/A	N/A	N/A	N/A
0	N/A	N/A	N/A	N/A	N/A
0	N/A	N/A	N/A	N/A	N/A
0	N/A	N/A	N/A	N/A	N/A
YES	N/A	N/A	N/A	N/A	N/A
No	N/A	N/A	N/A	N/A	N/A
No	N/A	N/A	N/A	N/A	N/A
	N/A	N/A	N/A	N/A	N/A
	N/A	N/A	N/A	N/A	N/A
	N/A	N/A	N/A	N/A	N/A

Price Cap Tariff Review Plan  
Manual Input of EUCL Rates - No PICC or MOU Rates

Total Jurisdiction  
(a)

0  
0

0

0.00  
0.00  
0.00

0.00  
0.00  
0.00

0  
0  
0  
0

0

Price Cap Tariff Review Plan  
 Calculation of Minimum & Maximum EU Rates

	Total Jurisdiction (a)	No Zone / Zone A (b)	Zone B (c)	Zone C (d)	Zone D (e)	Other Zone * (f)
	0	N/A	N/A	N/A	N/A	N/A
	0	N/A	N/A	N/A	N/A	N/A
	0	N/A	N/A	N/A	N/A	N/A
	0	0	0	0	0	0
N/A		0.00	0.00	0.00	0.00	0.00
N/A		0.00	0.00	0.00	0.00	0.00
	0	0	0	0	0	0
	0	N/A	N/A	N/A	N/A	N/A
	0	N/A	N/A	N/A	N/A	N/A
	0	0	0	0	0	0
	0	N/A	N/A	N/A	N/A	N/A
N/A		0	0	0	0	0
	0	N/A	N/A	N/A	N/A	N/A
	0	N/A	N/A	N/A	N/A	N/A
	0	N/A	N/A	N/A	N/A	N/A
	0	0	0	0	0	0
	0	N/A	N/A	N/A	N/A	N/A
	0	N/A	N/A	N/A	N/A	N/A
	0	N/A	N/A	N/A	N/A	N/A
	0	N/A	N/A	N/A	N/A	N/A
N/A		0.00	0.00	0.00	0.00	0.00
N/A		0.00	0.00	0.00	0.00	0.00
N/A		0.00	0.00	0.00	0.00	0.00
	0	0	0	0	0	0
	0	0	0	0	0	0
	0	0	0	0	0	0
	0	0	0	0	0	0
	0	N/A	N/A	N/A	N/A	N/A

Price Cap Tariff Review Plan  
Allocation of Pool Revenues to MLB PICC & MLB EUCL

Total Jurisdiction (a)	No Zone / Zone A (b)	Zone B (c)	Zone C (d)	Zone D (e)	Other Zone * (f)
No Pooling	N/A	N/A	N/A	N/A	N/A
No Pooling	N/A	N/A	N/A	N/A	N/A
No Pooling	N/A	N/A	N/A	N/A	N/A
No Pooling	N/A	N/A	N/A	N/A	N/A
No Pooling	N/A	N/A	N/A	N/A	N/A
No Pooling	N/A	N/A	N/A	N/A	N/A
No Pooling	N/A	N/A	N/A	N/A	N/A
No Pooling	N/A	N/A	N/A	N/A	N/A
No Pooling	N/A	N/A	N/A	N/A	N/A
No Pooling	N/A	N/A	N/A	N/A	N/A
No Pooling	N/A	N/A	N/A	N/A	N/A
No Pooling	N/A	N/A	N/A	N/A	N/A
No Pooling	N/A	N/A	N/A	N/A	N/A
No Pooling	N/A	N/A	N/A	N/A	N/A
No Pooling	N/A	N/A	N/A	N/A	N/A
No Pooling	No Pooling	No Pooling	No Pooling	No Pooling	No Pooling
N/A	No Pooling	No Pooling	No Pooling	No Pooling	No Pooling
No Pooling	No Pooling	No Pooling	No Pooling	No Pooling	No Pooling
No Pooling	No Pooling	No Pooling	No Pooling	No Pooling	No Pooling
N/A	No Pooling	No Pooling	No Pooling	No Pooling	No Pooling
No Pooling	No Pooling	No Pooling	No Pooling	No Pooling	No Pooling
No Pooling	N/A	N/A	N/A	N/A	N/A



Price Cap Tariff Review Plan  
Verification of Recovered CMT Revenue

Total Jurisdiction  
(a)

0  
0

0  
0

0

0

0

0  
0

0

0

0

0

0  
0  
0



Price Cap Tariff Review Plan  
 Calculation of EUCL Limits, PICC Rate and CCL Rates

Total Jurisdiction (a)	No Zone / Zone A (b)	Zone B (c)	Zone C (d)	Zone D (e)	Other Zone (f)
0	0	0	0	0	0
0	0	0	0	0	0
0	0	0	0	0	0
0	0	0	0	0	0
0	N/A	N/A	N/A	N/A	N/A
0	N/A	N/A	N/A	N/A	N/A
0	N/A	N/A	N/A	N/A	N/A
0	N/A	N/A	N/A	N/A	N/A
0	N/A	N/A	N/A	N/A	N/A
0	N/A	N/A	N/A	N/A	N/A
0	N/A	N/A	N/A	N/A	N/A
0	N/A	N/A	N/A	N/A	N/A
6.50	N/A	N/A	N/A	N/A	N/A
7.00	N/A	N/A	N/A	N/A	N/A
9.20	N/A	N/A	N/A	N/A	N/A
0.000000	N/A	N/A	N/A	N/A	N/A
0.000000	N/A	N/A	N/A	N/A	N/A
0.000000	N/A	N/A	N/A	N/A	N/A
0.000000	N/A	N/A	N/A	N/A	N/A

Price Cap Tariff Review Plan  
 Calculation of EUCL Limits, PICC Rate and CCL Rates

Total Jurisdiction (a)	No Zone / Zone A (b)	Zone B (c)	Zone C (d)	Zone D (e)	Other Zone (f)
0	N/A	N/A	N/A	N/A	N/A
0	N/A	N/A	N/A	N/A	N/A
0	N/A	N/A	N/A	N/A	N/A
0	N/A	N/A	N/A	N/A	N/A
0	N/A	N/A	N/A	N/A	N/A
0	N/A	N/A	N/A	N/A	N/A
0	N/A	N/A	N/A	N/A	N/A
0	N/A	N/A	N/A	N/A	N/A
	0	N/A	N/A	N/A	N/A
Agg.Rate	N/A	N/A	N/A	N/A	N/A
Agg.Rate	N/A	N/A	N/A	N/A	N/A
Agg.Rate	N/A	N/A	N/A	N/A	N/A
Agg.Rate	N/A	N/A	N/A	N/A	N/A
Agg.Rate	N/A	N/A	N/A	N/A	N/A
Agg.Rate	N/A	N/A	N/A	N/A	N/A
Agg.Rate	N/A	N/A	N/A	N/A	N/A
Agg.Rate	N/A	N/A	N/A	N/A	N/A
Agg.Rate	N/A	N/A	N/A	N/A	N/A
Agg.Rate	N/A	N/A	N/A	N/A	N/A
Agg.Rate	N/A	N/A	N/A	N/A	N/A
Agg.Rate	N/A	N/A	N/A	N/A	N/A
Agg.Rate	N/A	N/A	N/A	N/A	N/A
Agg.Rate	N/A	N/A	N/A	N/A	N/A
Agg.Rate	N/A	N/A	N/A	N/A	N/A
YES	N/A	N/A	N/A	N/A	N/A
No	N/A	N/A	N/A	N/A	N/A
No	N/A	N/A	N/A	N/A	N/A
	N/A	N/A	N/A	N/A	N/A
	N/A	N/A	N/A	N/A	N/A
	N/A	N/A	N/A	N/A	N/A

Price Cap Tariff Review Plan  
Manual Input of EUCL Rates - No PICC or MOU Rates

Total Jurisdiction  
(a)

ok  
ok  
ok

Price Cap Tariff Review Plan  
 Calculation of Minimum & Maximum EU Rates

Total Jurisdiction (a)	No Zone / Zone A (b)	Zone B (c)	Zone C (d)	Zone D (e)	Other Zone (f)
	N/A	N/A	N/A	N/A	N/A
	N/A	N/A	N/A	N/A	N/A
	N/A	N/A	N/A	N/A	N/A
N/A					
N/A					
	N/A	N/A	N/A	N/A	N/A
	N/A	N/A	N/A	N/A	N/A
	N/A	N/A	N/A	N/A	N/A
N/A					
	N/A	N/A	N/A	N/A	N/A
	N/A	N/A	N/A	N/A	N/A
	N/A	N/A	N/A	N/A	N/A
	N/A	N/A	N/A	N/A	N/A
	N/A	N/A	N/A	N/A	N/A
N/A					
N/A					
N/A					
	N/A	N/A	N/A	N/A	N/A

Price Cap Tariff Review Plan  
 Allocation of Pool Revenues to MLB PICC & MLB EUCL

Total Jurisdiction (a)	No Zone / Zone A (b)	Zone B (c)	Zone C (d)	Zone D (e)	Other Zone (f)
	N/A	N/A	N/A	N/A	N/A
	N/A	N/A	N/A	N/A	N/A
	N/A	N/A	N/A	N/A	N/A
	N/A	N/A	N/A	N/A	N/A
	N/A	N/A	N/A	N/A	N/A
	N/A	N/A	N/A	N/A	N/A
	N/A	N/A	N/A	N/A	N/A
	N/A	N/A	N/A	N/A	N/A
	N/A	N/A	N/A	N/A	N/A
	N/A	N/A	N/A	N/A	N/A
N/A					
N/A					
	N/A	N/A	N/A	N/A	N/A

Price Cap Tariff Review Plan  
Verification of Recovered CMT Revenue

Total Jurisdiction  
(a)

---

0  
0

0  
0

0

0

0

Agg.Rate 0

Agg.Rate  
0

0 ok

0  
0  
0



LEC	FCC	Delta	Flag
-----	-----	-------	------

---

		0.00	*
		0.00	*
		0.00	*
		0.00	*
		0.00	*
		0.00	*

0	0	0	*
0	0	0	*
0	0	0	*
0 Agg.Rate		0	*
0 Agg.Rate		0	*
0	0	0	*
0	0	0	*
0	0	0	*
			*
			*



Price Cap Tariff Review Plan  
 Calculation of EUCL Limits, PICC Rate and CCL Rates

Total Jurisdiction (a)	No Zone / Zone A (b)	Zone B (c)	Zone C (d)	Zone D (e)	Other Zone (f)
0	0	0	0	0	0
0	0	0	0	0	0
0	0	0	0	0	0
0	0	0	0	0	0
0	N/A	N/A	N/A	N/A	N/A
0	N/A	N/A	N/A	N/A	N/A
0	N/A	N/A	N/A	N/A	N/A
0	N/A	N/A	N/A	N/A	N/A
0	N/A	N/A	N/A	N/A	N/A
0	N/A	N/A	N/A	N/A	N/A
0	N/A	N/A	N/A	N/A	N/A
6.50	N/A	N/A	N/A	N/A	N/A
7.00	N/A	N/A	N/A	N/A	N/A
9.20	N/A	N/A	N/A	N/A	N/A
0.000000	N/A	N/A	N/A	N/A	N/A
0.000000	N/A	N/A	N/A	N/A	N/A
0.0000	N/A	N/A	N/A	N/A	N/A
0.000000	N/A	N/A	N/A	N/A	N/A



Price Cap Tariff Review Plan  
Manual Input of EUCL Rates - No PICC or MOU Rates

Total Jurisdiction  
(a)

ok  
ok  
ok

Price Cap Tariff Review Plan  
 Calculation of Minimum & Maximum EU Rates

Total Jurisdiction (a)	No Zone / Zone A (b)	Zone B (c)	Zone C (d)	Zone D (e)	Other Zone (f)
	N/A	N/A	N/A	N/A	N/A
	N/A	N/A	N/A	N/A	N/A
	N/A	N/A	N/A	N/A	N/A
N/A					
N/A					
	N/A	N/A	N/A	N/A	N/A
	N/A	N/A	N/A	N/A	N/A
	N/A	N/A	N/A	N/A	N/A
N/A					
	N/A	N/A	N/A	N/A	N/A
	N/A	N/A	N/A	N/A	N/A
	N/A	N/A	N/A	N/A	N/A
	N/A	N/A	N/A	N/A	N/A
	N/A	N/A	N/A	N/A	N/A
N/A					
N/A					
N/A					
	N/A	N/A	N/A	N/A	N/A

Price Cap Tariff Review Plan  
Allocation of Pool Revenues to MLB PICC & MLB EUCL

Total Jurisdiction (a)	No Zone / Zone A (b)	Zone B (c)	Zone C (d)	Zone D (e)	Other Zone (f)
	N/A	N/A	N/A	N/A	N/A
	N/A	N/A	N/A	N/A	N/A
	N/A	N/A	N/A	N/A	N/A
	N/A	N/A	N/A	N/A	N/A
	N/A	N/A	N/A	N/A	N/A
	N/A	N/A	N/A	N/A	N/A
	N/A	N/A	N/A	N/A	N/A
	N/A	N/A	N/A	N/A	N/A
	N/A	N/A	N/A	N/A	N/A
	N/A	N/A	N/A	N/A	N/A
	N/A	N/A	N/A	N/A	N/A
	N/A	N/A	N/A	N/A	N/A
	N/A	N/A	N/A	N/A	N/A
	N/A	N/A	N/A	N/A	N/A
	N/A	N/A	N/A	N/A	N/A
	N/A	N/A	N/A	N/A	N/A
	N/A	N/A	N/A	N/A	N/A
	N/A	N/A	N/A	N/A	N/A
	N/A	N/A	N/A	N/A	N/A
	N/A	N/A	N/A	N/A	N/A
	N/A	N/A	N/A	N/A	N/A
	N/A	N/A	N/A	N/A	N/A
	N/A	N/A	N/A	N/A	N/A
	N/A	N/A	N/A	N/A	N/A
N/A					
N/A					
	N/A	N/A	N/A	N/A	N/A

Price Cap Tariff Review Plan  
Verification of Recovered CMT Revenue

Total Jurisdiction  
(a)

---

0  
0

0  
0

0

0

0

Agg.Rate 0

Agg.Rate  
0

0 ok

0  
0  
0



LEC	FCC	Delta	Flag
-----	-----	-------	------

---

		0.00	*
		0.00	*
		0.00	*
		0.00	*
		0.00	*
		0.00	*

0	0	0	*
0	0	0	*
0	0	0	*
0 Agg.Rate		0	*
0 Agg.Rate		0	*
0	0	0	*
0	0	0	*
0	0	0	*
			*
			*



Price Cap Tariff Review Plan  
 Calculation of EUCL Limits, PICC Rate and CCL Rates

Total Jurisdiction (a)	No Zone / Zone A (b)	Zone B (c)	Zone C (d)	Zone D (e)	Other Zone * (f)
0	0	0	0	0	0
0	0	0	0	0	0
0	0	0	0	0	0
0	0	0	0	0	0
0	N/A	N/A	N/A	N/A	N/A
0	N/A	N/A	N/A	N/A	N/A
0	N/A	N/A	N/A	N/A	N/A
0	N/A	N/A	N/A	N/A	N/A
0	N/A	N/A	N/A	N/A	N/A
0	N/A	N/A	N/A	N/A	N/A
0	N/A	N/A	N/A	N/A	N/A
6.50	N/A	N/A	N/A	N/A	N/A
7.00	N/A	N/A	N/A	N/A	N/A
9.20	N/A	N/A	N/A	N/A	N/A
0.000000	N/A	N/A	N/A	N/A	N/A
0.000000	N/A	N/A	N/A	N/A	N/A
1.000000	N/A	N/A	N/A	N/A	N/A
0.000000	N/A	N/A	N/A	N/A	N/A

Price Cap Tariff Review Plan  
Calculation of EUCL Limits, PICC Rate and CCL Rates

Total Jurisdiction (a)	No Zone / Zone A (b)	Zone B (c)	Zone C (d)	Zone D (e)	Other Zone * (f)
0	N/A	N/A	N/A	N/A	N/A
0	N/A	N/A	N/A	N/A	N/A
0	N/A	N/A	N/A	N/A	N/A
0	N/A	N/A	N/A	N/A	N/A
0	N/A	N/A	N/A	N/A	N/A
0	N/A	N/A	N/A	N/A	N/A
0	N/A	N/A	N/A	N/A	N/A
0	N/A	N/A	N/A	N/A	N/A
0	N/A	N/A	N/A	N/A	N/A
0	N/A	N/A	N/A	N/A	N/A
0	N/A	N/A	N/A	N/A	N/A
0	N/A	N/A	N/A	N/A	N/A
0	N/A	N/A	N/A	N/A	N/A
0.000000	N/A	N/A	N/A	N/A	N/A
0	N/A	N/A	N/A	N/A	N/A
0.000000	N/A	N/A	N/A	N/A	N/A
0.000000	N/A	N/A	N/A	N/A	N/A
0	N/A	N/A	N/A	N/A	N/A
0	N/A	N/A	N/A	N/A	N/A
0	N/A	N/A	N/A	N/A	N/A
0.000000	N/A	N/A	N/A	N/A	N/A
0.000000	N/A	N/A	N/A	N/A	N/A
0	N/A	N/A	N/A	N/A	N/A
0.000000	N/A	N/A	N/A	N/A	N/A
0.000000	N/A	N/A	N/A	N/A	N/A
0	N/A	N/A	N/A	N/A	N/A
0	N/A	N/A	N/A	N/A	N/A
0	N/A	N/A	N/A	N/A	N/A
YES	N/A	N/A	N/A	N/A	N/A
No	N/A	N/A	N/A	N/A	N/A
No	N/A	N/A	N/A	N/A	N/A
	N/A	N/A	N/A	N/A	N/A
	N/A	N/A	N/A	N/A	N/A
	N/A	N/A	N/A	N/A	N/A

Price Cap Tariff Review Plan  
Manual Input of EUCL Rates - No PICC or MOU Rates

Total Jurisdiction  
(a)

0  
0

0

0.00  
0.00  
0.00

0.00  
0.00  
0.00

0  
0  
0  
0

0

Price Cap Tariff Review Plan  
 Calculation of Minimum & Maximum EU Rates

Total Jurisdiction (a)	No Zone / Zone A (b)	Zone B (c)	Zone C (d)	Zone D (e)	Other Zone * (f)
CAP2	N/A	N/A	N/A	N/A	N/A
CAP2	N/A	N/A	N/A	N/A	N/A
CAP2	N/A	N/A	N/A	N/A	N/A
CAP2	CAP2	CAP2	CAP2	CAP2	CAP2
N/A	CAP2	CAP2	CAP2	CAP2	CAP2
N/A	CAP2	CAP2	CAP2	CAP2	CAP2
CAP2	CAP2	CAP2	CAP2	CAP2	CAP2
CAP2	N/A	N/A	N/A	N/A	N/A
CAP2	N/A	N/A	N/A	N/A	N/A
CAP2	CAP2	CAP2	CAP2	CAP2	CAP2
CAP2	N/A	N/A	N/A	N/A	N/A
N/A	CAP2	CAP2	CAP2	CAP2	CAP2
CAP2	N/A	N/A	N/A	N/A	N/A
CAP2	N/A	N/A	N/A	N/A	N/A
CAP2	CAP2	CAP2	CAP2	CAP2	CAP2
CAP2	N/A	N/A	N/A	N/A	N/A
CAP2	N/A	N/A	N/A	N/A	N/A
CAP2	N/A	N/A	N/A	N/A	N/A
CAP2	N/A	N/A	N/A	N/A	N/A
CAP2	N/A	N/A	N/A	N/A	N/A
CAP2	N/A	N/A	N/A	N/A	N/A
N/A	CAP2	CAP2	CAP2	CAP2	CAP2
N/A	CAP2	CAP2	CAP2	CAP2	CAP2
N/A	CAP2	CAP2	CAP2	CAP2	CAP2
CAP2	CAP2	CAP2	CAP2	CAP2	CAP2
CAP2	CAP2	CAP2	CAP2	CAP2	CAP2
CAP2	CAP2	CAP2	CAP2	CAP2	CAP2
CAP2	CAP2	CAP2	CAP2	CAP2	CAP2
CAP2	N/A	N/A	N/A	N/A	N/A

Price Cap Tariff Review Plan  
 Allocation of Pool Revenues to MLB PICC & MLB EUCL

Total Jurisdiction (a)	No Zone / Zone A (b)	Zone B (c)	Zone C (d)	Zone D (e)	Other Zone * (f)
No Pooling	N/A	N/A	N/A	N/A	N/A
No Pooling	N/A	N/A	N/A	N/A	N/A
No Pooling	N/A	N/A	N/A	N/A	N/A
No Pooling	N/A	N/A	N/A	N/A	N/A
No Pooling	N/A	N/A	N/A	N/A	N/A
No Pooling	N/A	N/A	N/A	N/A	N/A
No Pooling	N/A	N/A	N/A	N/A	N/A
No Pooling	N/A	N/A	N/A	N/A	N/A
No Pooling	N/A	N/A	N/A	N/A	N/A
No Pooling	N/A	N/A	N/A	N/A	N/A
No Pooling	N/A	N/A	N/A	N/A	N/A
No Pooling	N/A	N/A	N/A	N/A	N/A
No Pooling	N/A	N/A	N/A	N/A	N/A
No Pooling	N/A	N/A	N/A	N/A	N/A
No Pooling	N/A	N/A	N/A	N/A	N/A
No Pooling	No Pooling	No Pooling	No Pooling	No Pooling	No Pooling
N/A	No Pooling	No Pooling	No Pooling	No Pooling	No Pooling
No Pooling	No Pooling	No Pooling	No Pooling	No Pooling	No Pooling
No Pooling	No Pooling	No Pooling	No Pooling	No Pooling	No Pooling
N/A	No Pooling	No Pooling	No Pooling	No Pooling	No Pooling
No Pooling	No Pooling	No Pooling	No Pooling	No Pooling	No Pooling
No Pooling	N/A	N/A	N/A	N/A	N/A

Price Cap Tariff Review Plan  
Verification of Recovered CMT Revenue

Total Jurisdiction  
(a)

0  
0

0  
0

0

0

0

0  
0

0

0

0

0

0  
0  
0





Price Cap Tariff Review Plan  
 Calculation of EUCL Limits, PICC Rate and CCL Rates

Total Jurisdiction (a)	No Zone / Zone A (b)	Zone B (c)	Zone C (d)	Zone D (e)	Other Zone * (f)
0	0	0	0	0	0
0	0	0	0	0	0
0	0	0	0	0	0
0	0	0	0	0	0
0	N/A	N/A	N/A	N/A	N/A
0	N/A	N/A	N/A	N/A	N/A
0	N/A	N/A	N/A	N/A	N/A
0	N/A	N/A	N/A	N/A	N/A
0	N/A	N/A	N/A	N/A	N/A
0	N/A	N/A	N/A	N/A	N/A
0	N/A	N/A	N/A	N/A	N/A
6.50	N/A	N/A	N/A	N/A	N/A
7.00	N/A	N/A	N/A	N/A	N/A
9.20	N/A	N/A	N/A	N/A	N/A
0.000000	N/A	N/A	N/A	N/A	N/A
0.000000	N/A	N/A	N/A	N/A	N/A
0.000000	N/A	N/A	N/A	N/A	N/A
0.000000	N/A	N/A	N/A	N/A	N/A

Price Cap Tariff Review Plan  
 Calculation of EUCL Limits, PICC Rate and CCL Rates

Total Jurisdiction (a)	No Zone / Zone A (b)	Zone B (c)	Zone C (d)	Zone D (e)	Other Zone * (f)
0	N/A	N/A	N/A	N/A	N/A
0	N/A	N/A	N/A	N/A	N/A
0	N/A	N/A	N/A	N/A	N/A
0	N/A	N/A	N/A	N/A	N/A
0	N/A	N/A	N/A	N/A	N/A
0	N/A	N/A	N/A	N/A	N/A
0	N/A	N/A	N/A	N/A	N/A
0	N/A	N/A	N/A	N/A	N/A
0	N/A	N/A	N/A	N/A	N/A
0	N/A	N/A	N/A	N/A	N/A
0	N/A	N/A	N/A	N/A	N/A
0	N/A	N/A	N/A	N/A	N/A
0.000000	N/A	N/A	N/A	N/A	N/A
0	N/A	N/A	N/A	N/A	N/A
0.000000	N/A	N/A	N/A	N/A	N/A
0.000000	N/A	N/A	N/A	N/A	N/A
0	N/A	N/A	N/A	N/A	N/A
0	N/A	N/A	N/A	N/A	N/A
0	N/A	N/A	N/A	N/A	N/A
0.000000	N/A	N/A	N/A	N/A	N/A
0.000000	N/A	N/A	N/A	N/A	N/A
0	N/A	N/A	N/A	N/A	N/A
0.000000	N/A	N/A	N/A	N/A	N/A
0.000000	N/A	N/A	N/A	N/A	N/A
0	N/A	N/A	N/A	N/A	N/A
0	N/A	N/A	N/A	N/A	N/A
0	N/A	N/A	N/A	N/A	N/A
YES	N/A	N/A	N/A	N/A	N/A
No	N/A	N/A	N/A	N/A	N/A
No	N/A	N/A	N/A	N/A	N/A
	N/A	N/A	N/A	N/A	N/A
	N/A	N/A	N/A	N/A	N/A
	N/A	N/A	N/A	N/A	N/A

Price Cap Tariff Review Plan  
Manual Input of EUCL Rates - No PICC or MOU Rates

Total Jurisdiction  
(a)

0  
0

0

0.00  
0.00  
0.00

0.00  
0.00  
0.00

0  
0  
0  
0

0

Price Cap Tariff Review Plan  
 Calculation of Minimum & Maximum EU Rates

	Total Jurisdiction (a)	No Zone / Zone A (b)	Zone B (c)	Zone C (d)	Zone D (e)	Other Zone * (f)
	0	N/A	N/A	N/A	N/A	N/A
	0	N/A	N/A	N/A	N/A	N/A
	0	N/A	N/A	N/A	N/A	N/A
	0	0	0	0	0	0
N/A		0.00	0.00	0.00	0.00	0.00
N/A		0.00	0.00	0.00	0.00	0.00
	0	0	0	0	0	0
	0	N/A	N/A	N/A	N/A	N/A
	0	N/A	N/A	N/A	N/A	N/A
	0	0	0	0	0	0
	0	N/A	N/A	N/A	N/A	N/A
N/A		0	0	0	0	0
	0	N/A	N/A	N/A	N/A	N/A
	0	N/A	N/A	N/A	N/A	N/A
	0	N/A	N/A	N/A	N/A	N/A
	0	0	0	0	0	0
	0	N/A	N/A	N/A	N/A	N/A
	0	N/A	N/A	N/A	N/A	N/A
	0	N/A	N/A	N/A	N/A	N/A
	0	N/A	N/A	N/A	N/A	N/A
N/A		0.00	0.00	0.00	0.00	0.00
N/A		0.00	0.00	0.00	0.00	0.00
N/A		0.00	0.00	0.00	0.00	0.00
	0	0	0	0	0	0
	0	0	0	0	0	0
	0	0	0	0	0	0
	0	0	0	0	0	0
	0	N/A	N/A	N/A	N/A	N/A

Price Cap Tariff Review Plan  
Allocation of Pool Revenues to MLB PICC & MLB EUCL

Total Jurisdiction (a)	No Zone / Zone A (b)	Zone B (c)	Zone C (d)	Zone D (e)	Other Zone * (f)
No Pooling	N/A	N/A	N/A	N/A	N/A
No Pooling	N/A	N/A	N/A	N/A	N/A
No Pooling	N/A	N/A	N/A	N/A	N/A
No Pooling	N/A	N/A	N/A	N/A	N/A
No Pooling	N/A	N/A	N/A	N/A	N/A
No Pooling	N/A	N/A	N/A	N/A	N/A
No Pooling	N/A	N/A	N/A	N/A	N/A
No Pooling	N/A	N/A	N/A	N/A	N/A
No Pooling	N/A	N/A	N/A	N/A	N/A
No Pooling	N/A	N/A	N/A	N/A	N/A
No Pooling	N/A	N/A	N/A	N/A	N/A
No Pooling	N/A	N/A	N/A	N/A	N/A
No Pooling	N/A	N/A	N/A	N/A	N/A
No Pooling	N/A	N/A	N/A	N/A	N/A
No Pooling	N/A	N/A	N/A	N/A	N/A
No Pooling	N/A	N/A	N/A	N/A	N/A
No Pooling	No Pooling	No Pooling	No Pooling	No Pooling	No Pooling
N/A	No Pooling	No Pooling	No Pooling	No Pooling	No Pooling
No Pooling	No Pooling	No Pooling	No Pooling	No Pooling	No Pooling
No Pooling	No Pooling	No Pooling	No Pooling	No Pooling	No Pooling
N/A	No Pooling	No Pooling	No Pooling	No Pooling	No Pooling
No Pooling	No Pooling	No Pooling	No Pooling	No Pooling	No Pooling
No Pooling	N/A	N/A	N/A	N/A	N/A

Price Cap Tariff Review Plan  
Verification of Recovered CMT Revenue

Total Jurisdiction  
(a)

0  
0

0  
0

0

0

0

0  
0

0

0

0

0

0  
0  
0





Price Cap Tariff Review Plan  
 Calculation of EUCL Limits, PICC Rate and CCL Rates

Total Jurisdiction (a)	No Zone / Zone A (b)	Zone B (c)	Zone C (d)	Zone D (e)	Other Zone (f)
0	0	0	0	0	0
0	0	0	0	0	0
0	0	0	0	0	0
0	0	0	0	0	0
0	N/A	N/A	N/A	N/A	N/A
0	N/A	N/A	N/A	N/A	N/A
0	N/A	N/A	N/A	N/A	N/A
0	N/A	N/A	N/A	N/A	N/A
0	N/A	N/A	N/A	N/A	N/A
0	N/A	N/A	N/A	N/A	N/A
0	N/A	N/A	N/A	N/A	N/A
0	N/A	N/A	N/A	N/A	N/A
6.50	N/A	N/A	N/A	N/A	N/A
7.00	N/A	N/A	N/A	N/A	N/A
9.20	N/A	N/A	N/A	N/A	N/A
0.000000	N/A	N/A	N/A	N/A	N/A
0.000000	N/A	N/A	N/A	N/A	N/A
0.000000	N/A	N/A	N/A	N/A	N/A
0.000000	N/A	N/A	N/A	N/A	N/A



Price Cap Tariff Review Plan  
Manual Input of EUCL Rates - No PICC or MOU Rates

Total Jurisdiction  
(a)

ok  
ok  
ok

Price Cap Tariff Review Plan  
 Calculation of Minimum & Maximum EU Rates

Total Jurisdiction (a)	No Zone / Zone A (b)	Zone B (c)	Zone C (d)	Zone D (e)	Other Zone (f)
	N/A	N/A	N/A	N/A	N/A
	N/A	N/A	N/A	N/A	N/A
	N/A	N/A	N/A	N/A	N/A
N/A					
N/A					
	N/A	N/A	N/A	N/A	N/A
	N/A	N/A	N/A	N/A	N/A
	N/A	N/A	N/A	N/A	N/A
N/A					
	N/A	N/A	N/A	N/A	N/A
	N/A	N/A	N/A	N/A	N/A
	N/A	N/A	N/A	N/A	N/A
	N/A	N/A	N/A	N/A	N/A
	N/A	N/A	N/A	N/A	N/A
N/A					
N/A					
N/A					
	N/A	N/A	N/A	N/A	N/A

Price Cap Tariff Review Plan  
Allocation of Pool Revenues to MLB PICC & MLB EUCL

Total Jurisdiction (a)	No Zone / Zone A (b)	Zone B (c)	Zone C (d)	Zone D (e)	Other Zone (f)
	N/A	N/A	N/A	N/A	N/A
	N/A	N/A	N/A	N/A	N/A
	N/A	N/A	N/A	N/A	N/A
	N/A	N/A	N/A	N/A	N/A
	N/A	N/A	N/A	N/A	N/A
	N/A	N/A	N/A	N/A	N/A
	N/A	N/A	N/A	N/A	N/A
	N/A	N/A	N/A	N/A	N/A
	N/A	N/A	N/A	N/A	N/A
	N/A	N/A	N/A	N/A	N/A
	N/A	N/A	N/A	N/A	N/A
N/A					
N/A					
	N/A	N/A	N/A	N/A	N/A

Price Cap Tariff Review Plan  
Verification of Recovered CMT Revenue

Total Jurisdiction  
(a)

---

0  
0

0  
0

0

0

0

Agg.Rate 0

Agg.Rate

0

0 ok

0

0  
0

0

LEC	FCC	Delta	Flag
-----	-----	-------	------

---

		0.00	*
		0.00	*
		0.00	*
		0.00	*
		0.00	*
		0.00	*

0	0	0	*
0	0	0	*
0	0	0	*
0 Agg.Rate		0	*
0 Agg.Rate		0	*
0	0	0	*
0	0	0	*
0	0	0	*
			*
			*





Price Cap Tariff Review Plan  
 Calculation of EUCL Limits, PICC Rate and CCL Rates

Total Jurisdiction (a)	No Zone / Zone A (b)	Zone B (c)	Zone C (d)	Zone D (e)	Other Zone (f)
0	0	0	0	0	0
0	0	0	0	0	0
0	0	0	0	0	0
0	0	0	0	0	0
0	N/A	N/A	N/A	N/A	N/A
0	N/A	N/A	N/A	N/A	N/A
0	N/A	N/A	N/A	N/A	N/A
0	N/A	N/A	N/A	N/A	N/A
0	N/A	N/A	N/A	N/A	N/A
0	N/A	N/A	N/A	N/A	N/A
0	N/A	N/A	N/A	N/A	N/A
6.50	N/A	N/A	N/A	N/A	N/A
7.00	N/A	N/A	N/A	N/A	N/A
9.20	N/A	N/A	N/A	N/A	N/A
0.000000	N/A	N/A	N/A	N/A	N/A
0.000000	N/A	N/A	N/A	N/A	N/A
0.0000	N/A	N/A	N/A	N/A	N/A
0.000000	N/A	N/A	N/A	N/A	N/A

Price Cap Tariff Review Plan  
 Calculation of EUCL Limits, PICC Rate and CCL Rates

Total Jurisdiction (a)	No Zone / Zone A (b)	Zone B (c)	Zone C (d)	Zone D (e)	Other Zone (f)	
	0	N/A	N/A	N/A	N/A	N/A
	0	N/A	N/A	N/A	N/A	N/A
	0	N/A	N/A	N/A	N/A	N/A
	0	N/A	N/A	N/A	N/A	N/A
	0	N/A	N/A	N/A	N/A	N/A
	0	N/A	N/A	N/A	N/A	N/A
	0	N/A	N/A	N/A	N/A	N/A
	0	N/A	N/A	N/A	N/A	N/A
	0	N/A	N/A	N/A	N/A	N/A
	0	N/A	N/A	N/A	N/A	N/A
Agg.Rate	N/A	N/A	N/A	N/A	N/A	N/A
Agg.Rate	N/A	N/A	N/A	N/A	N/A	N/A
Agg.Rate	N/A	N/A	N/A	N/A	N/A	N/A
Agg.Rate	N/A	N/A	N/A	N/A	N/A	N/A
Agg.Rate	N/A	N/A	N/A	N/A	N/A	N/A
Agg.Rate	N/A	N/A	N/A	N/A	N/A	N/A
Agg.Rate	N/A	N/A	N/A	N/A	N/A	N/A
Agg.Rate	N/A	N/A	N/A	N/A	N/A	N/A
Agg.Rate	N/A	N/A	N/A	N/A	N/A	N/A
Agg.Rate	N/A	N/A	N/A	N/A	N/A	N/A
Agg.Rate	N/A	N/A	N/A	N/A	N/A	N/A
Agg.Rate	N/A	N/A	N/A	N/A	N/A	N/A
Agg.Rate	N/A	N/A	N/A	N/A	N/A	N/A
Agg.Rate	N/A	N/A	N/A	N/A	N/A	N/A
Agg.Rate	N/A	N/A	N/A	N/A	N/A	N/A
YES	N/A	N/A	N/A	N/A	N/A	N/A
No	N/A	N/A	N/A	N/A	N/A	N/A
No	N/A	N/A	N/A	N/A	N/A	N/A
	N/A	N/A	N/A	N/A	N/A	N/A
	N/A	N/A	N/A	N/A	N/A	N/A
	N/A	N/A	N/A	N/A	N/A	N/A

Price Cap Tariff Review Plan  
Manual Input of EUCL Rates - No PICC or MOU Rates

Total Jurisdiction  
(a)

ok  
ok  
ok

Price Cap Tariff Review Plan  
 Calculation of Minimum & Maximum EU Rates

Total Jurisdiction (a)	No Zone / Zone A (b)	Zone B (c)	Zone C (d)	Zone D (e)	Other Zone (f)
	N/A	N/A	N/A	N/A	N/A
	N/A	N/A	N/A	N/A	N/A
	N/A	N/A	N/A	N/A	N/A
N/A					
N/A					
	N/A	N/A	N/A	N/A	N/A
	N/A	N/A	N/A	N/A	N/A
	N/A	N/A	N/A	N/A	N/A
N/A					
	N/A	N/A	N/A	N/A	N/A
	N/A	N/A	N/A	N/A	N/A
	N/A	N/A	N/A	N/A	N/A
	N/A	N/A	N/A	N/A	N/A
	N/A	N/A	N/A	N/A	N/A
N/A					
N/A					
N/A					
	N/A	N/A	N/A	N/A	N/A

Price Cap Tariff Review Plan  
Allocation of Pool Revenues to MLB PICC & MLB EUCL

Total Jurisdiction (a)	No Zone / Zone A (b)	Zone B (c)	Zone C (d)	Zone D (e)	Other Zone (f)
	N/A	N/A	N/A	N/A	N/A
	N/A	N/A	N/A	N/A	N/A
	N/A	N/A	N/A	N/A	N/A
	N/A	N/A	N/A	N/A	N/A
	N/A	N/A	N/A	N/A	N/A
	N/A	N/A	N/A	N/A	N/A
	N/A	N/A	N/A	N/A	N/A
	N/A	N/A	N/A	N/A	N/A
	N/A	N/A	N/A	N/A	N/A
	N/A	N/A	N/A	N/A	N/A
	N/A	N/A	N/A	N/A	N/A
	N/A	N/A	N/A	N/A	N/A
	N/A	N/A	N/A	N/A	N/A
	N/A	N/A	N/A	N/A	N/A
N/A					
N/A					
	N/A	N/A	N/A	N/A	N/A

Price Cap Tariff Review Plan  
Verification of Recovered CMT Revenue

Total Jurisdiction  
(a)

---

0  
0

0  
0

0

0

0

Agg.Rate 0

Agg.Rate

0

0 ok

0

0  
0  
0

LEC	FCC	Delta	Flag
-----	-----	-------	------

---

		0.00	*
		0.00	*
		0.00	*
		0.00	*
		0.00	*
		0.00	*

0	0	0	*
0	0	0	*
0	0	0	*
0 Agg.Rate		0	*
0 Agg.Rate		0	*
0	0	0	*
0	0	0	*
0	0	0	*
			*
			*





Price Cap Tariff Review Plan  
 Calculation of EUCL Limits, PICC Rate and CCL Rates

Total Jurisdiction (a)	No Zone / Zone A (b)	Zone B (c)	Zone C (d)	Zone D (e)	Other Zone * (f)
0	0	0	0	0	0
0	0	0	0	0	0
0	0	0	0	0	0
0	0	0	0	0	0
0	N/A	N/A	N/A	N/A	N/A
0	N/A	N/A	N/A	N/A	N/A
0	N/A	N/A	N/A	N/A	N/A
0	N/A	N/A	N/A	N/A	N/A
0	N/A	N/A	N/A	N/A	N/A
0	N/A	N/A	N/A	N/A	N/A
0	N/A	N/A	N/A	N/A	N/A
6.50	N/A	N/A	N/A	N/A	N/A
7.00	N/A	N/A	N/A	N/A	N/A
9.20	N/A	N/A	N/A	N/A	N/A
0.000000	N/A	N/A	N/A	N/A	N/A
0.000000	N/A	N/A	N/A	N/A	N/A
1.000000	N/A	N/A	N/A	N/A	N/A
0.000000	N/A	N/A	N/A	N/A	N/A

Price Cap Tariff Review Plan  
 Calculation of EUCL Limits, PICC Rate and CCL Rates

Total Jurisdiction (a)	No Zone / Zone A (b)	Zone B (c)	Zone C (d)	Zone D (e)	Other Zone * (f)
0	N/A	N/A	N/A	N/A	N/A
0	N/A	N/A	N/A	N/A	N/A
0	N/A	N/A	N/A	N/A	N/A
0	N/A	N/A	N/A	N/A	N/A
0	N/A	N/A	N/A	N/A	N/A
0	N/A	N/A	N/A	N/A	N/A
0	N/A	N/A	N/A	N/A	N/A
0	N/A	N/A	N/A	N/A	N/A
0	N/A	N/A	N/A	N/A	N/A
0	N/A	N/A	N/A	N/A	N/A
0	N/A	N/A	N/A	N/A	N/A
0	N/A	N/A	N/A	N/A	N/A
0	N/A	N/A	N/A	N/A	N/A
0.000000	N/A	N/A	N/A	N/A	N/A
0	N/A	N/A	N/A	N/A	N/A
0.000000	N/A	N/A	N/A	N/A	N/A
0.000000	N/A	N/A	N/A	N/A	N/A
0	N/A	N/A	N/A	N/A	N/A
0	N/A	N/A	N/A	N/A	N/A
0	N/A	N/A	N/A	N/A	N/A
0.000000	N/A	N/A	N/A	N/A	N/A
0.000000	N/A	N/A	N/A	N/A	N/A
0	N/A	N/A	N/A	N/A	N/A
0.000000	N/A	N/A	N/A	N/A	N/A
0.000000	N/A	N/A	N/A	N/A	N/A
0	N/A	N/A	N/A	N/A	N/A
0	N/A	N/A	N/A	N/A	N/A
0	N/A	N/A	N/A	N/A	N/A
YES	N/A	N/A	N/A	N/A	N/A
No	N/A	N/A	N/A	N/A	N/A
No	N/A	N/A	N/A	N/A	N/A
	N/A	N/A	N/A	N/A	N/A
	N/A	N/A	N/A	N/A	N/A
	N/A	N/A	N/A	N/A	N/A

Price Cap Tariff Review Plan  
Manual Input of EUCL Rates - No PICC or MOU Rates

Total Jurisdiction  
(a)

0  
0

0

0.00  
0.00  
0.00

0.00  
0.00  
0.00

0  
0  
0  
0

0

Price Cap Tariff Review Plan  
 Calculation of Minimum & Maximum EU Rates

Total Jurisdiction (a)	No Zone / Zone A (b)	Zone B (c)	Zone C (d)	Zone D (e)	Other Zone * (f)
CAP2	N/A	N/A	N/A	N/A	N/A
CAP2	N/A	N/A	N/A	N/A	N/A
CAP2	N/A	N/A	N/A	N/A	N/A
CAP2	CAP2	CAP2	CAP2	CAP2	CAP2
N/A	CAP2	CAP2	CAP2	CAP2	CAP2
N/A	CAP2	CAP2	CAP2	CAP2	CAP2
CAP2	CAP2	CAP2	CAP2	CAP2	CAP2
CAP2	N/A	N/A	N/A	N/A	N/A
CAP2	N/A	N/A	N/A	N/A	N/A
CAP2	CAP2	CAP2	CAP2	CAP2	CAP2
CAP2	N/A	N/A	N/A	N/A	N/A
N/A	CAP2	CAP2	CAP2	CAP2	CAP2
CAP2	N/A	N/A	N/A	N/A	N/A
CAP2	N/A	N/A	N/A	N/A	N/A
CAP2	CAP2	CAP2	CAP2	CAP2	CAP2
CAP2	N/A	N/A	N/A	N/A	N/A
CAP2	N/A	N/A	N/A	N/A	N/A
CAP2	N/A	N/A	N/A	N/A	N/A
CAP2	N/A	N/A	N/A	N/A	N/A
CAP2	N/A	N/A	N/A	N/A	N/A
CAP2	N/A	N/A	N/A	N/A	N/A
CAP2	N/A	N/A	N/A	N/A	N/A
CAP2	CAP2	CAP2	CAP2	CAP2	CAP2
CAP2	CAP2	CAP2	CAP2	CAP2	CAP2
CAP2	CAP2	CAP2	CAP2	CAP2	CAP2
CAP2	CAP2	CAP2	CAP2	CAP2	CAP2
CAP2	N/A	N/A	N/A	N/A	N/A

Price Cap Tariff Review Plan  
Allocation of Pool Revenues to MLB PICC & MLB EUCL

Total Jurisdiction (a)	No Zone / Zone A (b)	Zone B (c)	Zone C (d)	Zone D (e)	Other Zone * (f)
No Pooling	N/A	N/A	N/A	N/A	N/A
No Pooling	N/A	N/A	N/A	N/A	N/A
No Pooling	N/A	N/A	N/A	N/A	N/A
No Pooling	N/A	N/A	N/A	N/A	N/A
No Pooling	N/A	N/A	N/A	N/A	N/A
No Pooling	N/A	N/A	N/A	N/A	N/A
No Pooling	N/A	N/A	N/A	N/A	N/A
No Pooling	N/A	N/A	N/A	N/A	N/A
No Pooling	N/A	N/A	N/A	N/A	N/A
No Pooling	N/A	N/A	N/A	N/A	N/A
No Pooling	N/A	N/A	N/A	N/A	N/A
No Pooling	N/A	N/A	N/A	N/A	N/A
No Pooling	N/A	N/A	N/A	N/A	N/A
No Pooling	N/A	N/A	N/A	N/A	N/A
No Pooling	N/A	N/A	N/A	N/A	N/A
No Pooling	N/A	N/A	N/A	N/A	N/A
No Pooling	N/A	N/A	N/A	N/A	N/A
No Pooling	N/A	N/A	N/A	N/A	N/A
No Pooling	No Pooling	No Pooling	No Pooling	No Pooling	No Pooling
N/A	No Pooling	No Pooling	No Pooling	No Pooling	No Pooling
No Pooling	No Pooling	No Pooling	No Pooling	No Pooling	No Pooling
No Pooling	No Pooling	No Pooling	No Pooling	No Pooling	No Pooling
N/A	No Pooling	No Pooling	No Pooling	No Pooling	No Pooling
No Pooling	No Pooling	No Pooling	No Pooling	No Pooling	No Pooling
No Pooling	N/A	N/A	N/A	N/A	N/A

Price Cap Tariff Review Plan  
Verification of Recovered CMT Revenue

Total Jurisdiction  
(a)

0  
0

0  
0

0

0

0

0  
0

0

0

0

0

0  
0  
0



Price Cap Tariff Review Plan  
 Calculation of EUCL Limits, PICC Rate and CCL Rates

Total Jurisdiction (a)	No Zone / Zone A (b)	Zone B (c)	Zone C (d)	Zone D (e)	Other Zone * (f)
0	0	0	0	0	0
0	0	0	0	0	0
0	0	0	0	0	0
0	0	0	0	0	0
0	N/A	N/A	N/A	N/A	N/A
0	N/A	N/A	N/A	N/A	N/A
0	N/A	N/A	N/A	N/A	N/A
0	N/A	N/A	N/A	N/A	N/A
0	N/A	N/A	N/A	N/A	N/A
0	N/A	N/A	N/A	N/A	N/A
0	N/A	N/A	N/A	N/A	N/A
6.50	N/A	N/A	N/A	N/A	N/A
7.00	N/A	N/A	N/A	N/A	N/A
9.20	N/A	N/A	N/A	N/A	N/A
0.000000	N/A	N/A	N/A	N/A	N/A
0.000000	N/A	N/A	N/A	N/A	N/A
0.000000	N/A	N/A	N/A	N/A	N/A
0.000000	N/A	N/A	N/A	N/A	N/A



Price Cap Tariff Review Plan  
Calculation of EUCL Limits, PICC Rate and CCL Rates

Total Jurisdiction (a)	No Zone / Zone A (b)	Zone B (c)	Zone C (d)	Zone D (e)	Other Zone * (f)
0	N/A	N/A	N/A	N/A	N/A
0	N/A	N/A	N/A	N/A	N/A
0	N/A	N/A	N/A	N/A	N/A
0	N/A	N/A	N/A	N/A	N/A
0	N/A	N/A	N/A	N/A	N/A
0	N/A	N/A	N/A	N/A	N/A
0	N/A	N/A	N/A	N/A	N/A
0	N/A	N/A	N/A	N/A	N/A
0	N/A	N/A	N/A	N/A	N/A
0	N/A	N/A	N/A	N/A	N/A
0	N/A	N/A	N/A	N/A	N/A
0.000000	N/A	N/A	N/A	N/A	N/A
0	N/A	N/A	N/A	N/A	N/A
0.000000	N/A	N/A	N/A	N/A	N/A
0.000000	N/A	N/A	N/A	N/A	N/A
0	N/A	N/A	N/A	N/A	N/A
0	N/A	N/A	N/A	N/A	N/A
0	N/A	N/A	N/A	N/A	N/A
0.000000	N/A	N/A	N/A	N/A	N/A
0.000000	N/A	N/A	N/A	N/A	N/A
0	N/A	N/A	N/A	N/A	N/A
0.000000	N/A	N/A	N/A	N/A	N/A
0.000000	N/A	N/A	N/A	N/A	N/A
0	N/A	N/A	N/A	N/A	N/A
0	N/A	N/A	N/A	N/A	N/A
0	N/A	N/A	N/A	N/A	N/A
YES	N/A	N/A	N/A	N/A	N/A
No	N/A	N/A	N/A	N/A	N/A
No	N/A	N/A	N/A	N/A	N/A
	N/A	N/A	N/A	N/A	N/A
	N/A	N/A	N/A	N/A	N/A
	N/A	N/A	N/A	N/A	N/A
	N/A	N/A	N/A	N/A	N/A

Price Cap Tariff Review Plan  
Manual Input of EUCL Rates - No PICC or MOU Rates

Total Jurisdiction  
(a)

0  
0

0

0.00  
0.00  
0.00

0.00  
0.00  
0.00

0  
0  
0  
0

0

Price Cap Tariff Review Plan  
 Calculation of Minimum & Maximum EU Rates

	Total Jurisdiction (a)	No Zone / Zone A (b)	Zone B (c)	Zone C (d)	Zone D (e)	Other Zone * (f)
	0	N/A	N/A	N/A	N/A	N/A
	0	N/A	N/A	N/A	N/A	N/A
	0	N/A	N/A	N/A	N/A	N/A
	0	0	0	0	0	0
N/A		0.00	0.00	0.00	0.00	0.00
N/A		0.00	0.00	0.00	0.00	0.00
	0	0	0	0	0	0
	0	N/A	N/A	N/A	N/A	N/A
	0	N/A	N/A	N/A	N/A	N/A
	0	0	0	0	0	0
	0	N/A	N/A	N/A	N/A	N/A
N/A		0	0	0	0	0
	0	N/A	N/A	N/A	N/A	N/A
	0	N/A	N/A	N/A	N/A	N/A
	0	N/A	N/A	N/A	N/A	N/A
	0	0	0	0	0	0
	0	N/A	N/A	N/A	N/A	N/A
	0	N/A	N/A	N/A	N/A	N/A
	0	N/A	N/A	N/A	N/A	N/A
	0	N/A	N/A	N/A	N/A	N/A
N/A		0.00	0.00	0.00	0.00	0.00
N/A		0.00	0.00	0.00	0.00	0.00
N/A		0.00	0.00	0.00	0.00	0.00
	0	0	0	0	0	0
	0	0	0	0	0	0
	0	0	0	0	0	0
	0	0	0	0	0	0
	0	N/A	N/A	N/A	N/A	N/A

Price Cap Tariff Review Plan  
Allocation of Pool Revenues to MLB PICC & MLB EUCL

Total Jurisdiction (a)	No Zone / Zone A (b)	Zone B (c)	Zone C (d)	Zone D (e)	Other Zone * (f)
No Pooling	N/A	N/A	N/A	N/A	N/A
No Pooling	N/A	N/A	N/A	N/A	N/A
No Pooling	N/A	N/A	N/A	N/A	N/A
No Pooling	N/A	N/A	N/A	N/A	N/A
No Pooling	N/A	N/A	N/A	N/A	N/A
No Pooling	N/A	N/A	N/A	N/A	N/A
No Pooling	N/A	N/A	N/A	N/A	N/A
No Pooling	N/A	N/A	N/A	N/A	N/A
No Pooling	N/A	N/A	N/A	N/A	N/A
No Pooling	N/A	N/A	N/A	N/A	N/A
No Pooling	N/A	N/A	N/A	N/A	N/A
No Pooling	N/A	N/A	N/A	N/A	N/A
No Pooling	N/A	N/A	N/A	N/A	N/A
No Pooling	N/A	N/A	N/A	N/A	N/A
No Pooling	N/A	N/A	N/A	N/A	N/A
No Pooling	No Pooling	No Pooling	No Pooling	No Pooling	No Pooling
N/A	No Pooling	No Pooling	No Pooling	No Pooling	No Pooling
No Pooling	No Pooling	No Pooling	No Pooling	No Pooling	No Pooling
No Pooling	No Pooling	No Pooling	No Pooling	No Pooling	No Pooling
N/A	No Pooling	No Pooling	No Pooling	No Pooling	No Pooling
No Pooling	No Pooling	No Pooling	No Pooling	No Pooling	No Pooling
No Pooling	N/A	N/A	N/A	N/A	N/A

Price Cap Tariff Review Plan  
Verification of Recovered CMT Revenue

Total Jurisdiction  
(a)

0  
0

0  
0

0

0

0

0  
0

0

0

0

0

0  
0  
0









Price Cap Tariff Review Plan  
Manual Input of EUCL Rates - No PICC or MOU Rates

Total Jurisdiction  
(a)

ok  
ok  
ok

Price Cap Tariff Review Plan  
 Calculation of Minimum & Maximum EU Rates

Total Jurisdiction (a)	No Zone / Zone A (b)	Zone B (c)	Zone C (d)	Zone D (e)	Other Zone (f)
	N/A	N/A	N/A	N/A	N/A
	N/A	N/A	N/A	N/A	N/A
	N/A	N/A	N/A	N/A	N/A
N/A					
N/A					
	N/A	N/A	N/A	N/A	N/A
	N/A	N/A	N/A	N/A	N/A
	N/A	N/A	N/A	N/A	N/A
N/A					
	N/A	N/A	N/A	N/A	N/A
	N/A	N/A	N/A	N/A	N/A
	N/A	N/A	N/A	N/A	N/A
	N/A	N/A	N/A	N/A	N/A
	N/A	N/A	N/A	N/A	N/A
N/A					
N/A					
N/A					
	N/A	N/A	N/A	N/A	N/A

Price Cap Tariff Review Plan  
 Allocation of Pool Revenues to MLB PICC & MLB EUCL

Total Jurisdiction (a)	No Zone / Zone A (b)	Zone B (c)	Zone C (d)	Zone D (e)	Other Zone (f)
	N/A	N/A	N/A	N/A	N/A
	N/A	N/A	N/A	N/A	N/A
	N/A	N/A	N/A	N/A	N/A
	N/A	N/A	N/A	N/A	N/A
	N/A	N/A	N/A	N/A	N/A
	N/A	N/A	N/A	N/A	N/A
	N/A	N/A	N/A	N/A	N/A
	N/A	N/A	N/A	N/A	N/A
	N/A	N/A	N/A	N/A	N/A
	N/A	N/A	N/A	N/A	N/A
	N/A	N/A	N/A	N/A	N/A
N/A					
N/A					
	N/A	N/A	N/A	N/A	N/A

Price Cap Tariff Review Plan  
Verification of Recovered CMT Revenue

Total Jurisdiction  
(a)

---

0  
0

0  
0

0

0

0

Agg.Rate 0

Agg.Rate

0

0 ok

0

0  
0

LEC	FCC	Delta	Flag
-----	-----	-------	------

---

		0.00	*
		0.00	*
		0.00	*
		0.00	*
		0.00	*
		0.00	*

0	0	0	*
0	0	0	*
0	0	0	*
0 Agg.Rate		0	*
0 Agg.Rate		0	*
0	0	0	*
0	0	0	*
0	0	0	*
			*
			*



Price Cap Tariff Review Plan  
 Calculation of EUCL Limits, PICC Rate and CCL Rates

Total Jurisdiction (a)	No Zone / Zone A (b)	Zone B (c)	Zone C (d)	Zone D (e)	Other Zone (f)
0	0	0	0	0	0
0	0	0	0	0	0
0	0	0	0	0	0
0	0	0	0	0	0
0	N/A	N/A	N/A	N/A	N/A
0	N/A	N/A	N/A	N/A	N/A
0	N/A	N/A	N/A	N/A	N/A
0	N/A	N/A	N/A	N/A	N/A
0	N/A	N/A	N/A	N/A	N/A
0	N/A	N/A	N/A	N/A	N/A
0	N/A	N/A	N/A	N/A	N/A
0	N/A	N/A	N/A	N/A	N/A
6.50	N/A	N/A	N/A	N/A	N/A
7.00	N/A	N/A	N/A	N/A	N/A
9.20	N/A	N/A	N/A	N/A	N/A
0.000000	N/A	N/A	N/A	N/A	N/A
0.000000	N/A	N/A	N/A	N/A	N/A
0.0000	N/A	N/A	N/A	N/A	N/A
0.000000	N/A	N/A	N/A	N/A	N/A





Price Cap Tariff Review Plan  
Manual Input of EUCL Rates - No PICC or MOU Rates

Total Jurisdiction  
(a)

ok  
ok  
ok

Price Cap Tariff Review Plan  
 Calculation of Minimum & Maximum EU Rates

Total Jurisdiction (a)	No Zone / Zone A (b)	Zone B (c)	Zone C (d)	Zone D (e)	Other Zone (f)
	N/A	N/A	N/A	N/A	N/A
	N/A	N/A	N/A	N/A	N/A
	N/A	N/A	N/A	N/A	N/A
N/A					
N/A					
	N/A	N/A	N/A	N/A	N/A
	N/A	N/A	N/A	N/A	N/A
	N/A	N/A	N/A	N/A	N/A
N/A					
	N/A	N/A	N/A	N/A	N/A
	N/A	N/A	N/A	N/A	N/A
	N/A	N/A	N/A	N/A	N/A
	N/A	N/A	N/A	N/A	N/A
	N/A	N/A	N/A	N/A	N/A
N/A					
N/A					
N/A					
	N/A	N/A	N/A	N/A	N/A

Price Cap Tariff Review Plan  
 Allocation of Pool Revenues to MLB PICC & MLB EUCL

Total Jurisdiction (a)	No Zone / Zone A (b)	Zone B (c)	Zone C (d)	Zone D (e)	Other Zone (f)
	N/A	N/A	N/A	N/A	N/A
	N/A	N/A	N/A	N/A	N/A
	N/A	N/A	N/A	N/A	N/A
	N/A	N/A	N/A	N/A	N/A
	N/A	N/A	N/A	N/A	N/A
	N/A	N/A	N/A	N/A	N/A
	N/A	N/A	N/A	N/A	N/A
	N/A	N/A	N/A	N/A	N/A
	N/A	N/A	N/A	N/A	N/A
	N/A	N/A	N/A	N/A	N/A
N/A					
N/A					
	N/A	N/A	N/A	N/A	N/A

Price Cap Tariff Review Plan  
Verification of Recovered CMT Revenue

Total Jurisdiction  
(a)

---

0  
0

0  
0

0

0

0

Agg.Rate 0

Agg.Rate  
0

0 ok

0  
0  
0

LEC	FCC	Delta	Flag
-----	-----	-------	------

---

		0.00	*
		0.00	*
		0.00	*
		0.00	*
		0.00	*
		0.00	*

0	0	0	*
0	0	0	*
0	0	0	*
0 Agg.Rate		0	*
0 Agg.Rate		0	*
0	0	0	*
0	0	0	*
0	0	0	*
			*
			*



Price Cap Tariff Review Plan  
 Calculation of EUCL Limits, PICC Rate and CCL Rates

Total Jurisdiction (a)	No Zone / Zone A (b)	Zone B (c)	Zone C (d)	Zone D (e)	Other Zone * (f)
0	0	0	0	0	0
0	0	0	0	0	0
0	0	0	0	0	0
0	0	0	0	0	0
0	N/A	N/A	N/A	N/A	N/A
0	N/A	N/A	N/A	N/A	N/A
0	N/A	N/A	N/A	N/A	N/A
0	N/A	N/A	N/A	N/A	N/A
0	N/A	N/A	N/A	N/A	N/A
0	N/A	N/A	N/A	N/A	N/A
0	N/A	N/A	N/A	N/A	N/A
6.50	N/A	N/A	N/A	N/A	N/A
7.00	N/A	N/A	N/A	N/A	N/A
9.20	N/A	N/A	N/A	N/A	N/A
0.000000	N/A	N/A	N/A	N/A	N/A
0.000000	N/A	N/A	N/A	N/A	N/A
1.000000	N/A	N/A	N/A	N/A	N/A
0.000000	N/A	N/A	N/A	N/A	N/A

Price Cap Tariff Review Plan  
 Calculation of EUCL Limits, PICC Rate and CCL Rates

Total Jurisdiction (a)	No Zone / Zone A (b)	Zone B (c)	Zone C (d)	Zone D (e)	Other Zone * (f)
---------------------------	-------------------------	---------------	---------------	---------------	---------------------

0	N/A	N/A	N/A	N/A	N/A
0	N/A	N/A	N/A	N/A	N/A
0	N/A	N/A	N/A	N/A	N/A
0	N/A	N/A	N/A	N/A	N/A
0	N/A	N/A	N/A	N/A	N/A
0	N/A	N/A	N/A	N/A	N/A
0	N/A	N/A	N/A	N/A	N/A
0	N/A	N/A	N/A	N/A	N/A

0	N/A	N/A	N/A	N/A	N/A
---	-----	-----	-----	-----	-----

0.000000	N/A	N/A	N/A	N/A	N/A
0	N/A	N/A	N/A	N/A	N/A
0.000000	N/A	N/A	N/A	N/A	N/A
0.000000	N/A	N/A	N/A	N/A	N/A
0	N/A	N/A	N/A	N/A	N/A
0	N/A	N/A	N/A	N/A	N/A
0	N/A	N/A	N/A	N/A	N/A

0.000000	N/A	N/A	N/A	N/A	N/A
0.000000	N/A	N/A	N/A	N/A	N/A
0	N/A	N/A	N/A	N/A	N/A
0.000000	N/A	N/A	N/A	N/A	N/A
0.000000	N/A	N/A	N/A	N/A	N/A
0	N/A	N/A	N/A	N/A	N/A
0	N/A	N/A	N/A	N/A	N/A
0	N/A	N/A	N/A	N/A	N/A

YES	N/A	N/A	N/A	N/A	N/A
No	N/A	N/A	N/A	N/A	N/A
No	N/A	N/A	N/A	N/A	N/A
	N/A	N/A	N/A	N/A	N/A
	N/A	N/A	N/A	N/A	N/A
	N/A	N/A	N/A	N/A	N/A
	N/A	N/A	N/A	N/A	N/A



Price Cap Tariff Review Plan  
Manual Input of EUCL Rates - No PICC or MOU Rates

Total Jurisdiction  
(a)

0  
0

0

0.00  
0.00  
0.00

0.00  
0.00  
0.00

0  
0  
0  
0

0

Price Cap Tariff Review Plan  
 Calculation of Minimum & Maximum EU Rates

Total Jurisdiction (a)	No Zone / Zone A (b)	Zone B (c)	Zone C (d)	Zone D (e)	Other Zone * (f)
CAP2	N/A	N/A	N/A	N/A	N/A
CAP2	N/A	N/A	N/A	N/A	N/A
CAP2	N/A	N/A	N/A	N/A	N/A
CAP2	CAP2	CAP2	CAP2	CAP2	CAP2
N/A	CAP2	CAP2	CAP2	CAP2	CAP2
N/A	CAP2	CAP2	CAP2	CAP2	CAP2
CAP2	CAP2	CAP2	CAP2	CAP2	CAP2
CAP2	N/A	N/A	N/A	N/A	N/A
CAP2	N/A	N/A	N/A	N/A	N/A
CAP2	CAP2	CAP2	CAP2	CAP2	CAP2
CAP2	N/A	N/A	N/A	N/A	N/A
N/A	CAP2	CAP2	CAP2	CAP2	CAP2
CAP2	N/A	N/A	N/A	N/A	N/A
CAP2	N/A	N/A	N/A	N/A	N/A
CAP2	CAP2	CAP2	CAP2	CAP2	CAP2
CAP2	N/A	N/A	N/A	N/A	N/A
CAP2	N/A	N/A	N/A	N/A	N/A
CAP2	N/A	N/A	N/A	N/A	N/A
CAP2	N/A	N/A	N/A	N/A	N/A
CAP2	N/A	N/A	N/A	N/A	N/A
N/A	CAP2	CAP2	CAP2	CAP2	CAP2
N/A	CAP2	CAP2	CAP2	CAP2	CAP2
N/A	CAP2	CAP2	CAP2	CAP2	CAP2
CAP2	CAP2	CAP2	CAP2	CAP2	CAP2
CAP2	CAP2	CAP2	CAP2	CAP2	CAP2
CAP2	CAP2	CAP2	CAP2	CAP2	CAP2
CAP2	CAP2	CAP2	CAP2	CAP2	CAP2
CAP2	N/A	N/A	N/A	N/A	N/A

Price Cap Tariff Review Plan  
Allocation of Pool Revenues to MLB PICC & MLB EUCL

Total Jurisdiction (a)	No Zone / Zone A (b)	Zone B (c)	Zone C (d)	Zone D (e)	Other Zone * (f)
No Pooling	N/A	N/A	N/A	N/A	N/A
No Pooling	N/A	N/A	N/A	N/A	N/A
No Pooling	N/A	N/A	N/A	N/A	N/A
No Pooling	N/A	N/A	N/A	N/A	N/A
No Pooling	N/A	N/A	N/A	N/A	N/A
No Pooling	N/A	N/A	N/A	N/A	N/A
No Pooling	N/A	N/A	N/A	N/A	N/A
No Pooling	N/A	N/A	N/A	N/A	N/A
No Pooling	N/A	N/A	N/A	N/A	N/A
No Pooling	N/A	N/A	N/A	N/A	N/A
No Pooling	N/A	N/A	N/A	N/A	N/A
No Pooling	N/A	N/A	N/A	N/A	N/A
No Pooling	N/A	N/A	N/A	N/A	N/A
No Pooling	N/A	N/A	N/A	N/A	N/A
No Pooling	N/A	N/A	N/A	N/A	N/A
No Pooling	N/A	N/A	N/A	N/A	N/A
No Pooling	N/A	N/A	N/A	N/A	N/A
No Pooling	N/A	N/A	N/A	N/A	N/A
No Pooling	No Pooling	No Pooling	No Pooling	No Pooling	No Pooling
N/A	No Pooling	No Pooling	No Pooling	No Pooling	No Pooling
No Pooling	No Pooling	No Pooling	No Pooling	No Pooling	No Pooling
No Pooling	No Pooling	No Pooling	No Pooling	No Pooling	No Pooling
N/A	No Pooling	No Pooling	No Pooling	No Pooling	No Pooling
No Pooling	No Pooling	No Pooling	No Pooling	No Pooling	No Pooling
No Pooling	N/A	N/A	N/A	N/A	N/A

Price Cap Tariff Review Plan  
Verification of Recovered CMT Revenue

Total Jurisdiction  
(a)

0  
0

0  
0

0

0

0

0  
0

0

0

0

0

0  
0  
0





Price Cap Tariff Review Plan  
 Calculation of EUCL Limits, PICC Rate and CCL Rates

Total Jurisdiction (a)	No Zone / Zone A (b)	Zone B (c)	Zone C (d)	Zone D (e)	Other Zone * (f)
0	N/A	N/A	N/A	N/A	N/A
0	N/A	N/A	N/A	N/A	N/A
0	N/A	N/A	N/A	N/A	N/A
0	N/A	N/A	N/A	N/A	N/A
0	N/A	N/A	N/A	N/A	N/A
0	N/A	N/A	N/A	N/A	N/A
0	N/A	N/A	N/A	N/A	N/A
0	N/A	N/A	N/A	N/A	N/A
0	N/A	N/A	N/A	N/A	N/A
0	N/A	N/A	N/A	N/A	N/A
0	N/A	N/A	N/A	N/A	N/A
0	N/A	N/A	N/A	N/A	N/A
0.000000	N/A	N/A	N/A	N/A	N/A
0	N/A	N/A	N/A	N/A	N/A
0.000000	N/A	N/A	N/A	N/A	N/A
0.000000	N/A	N/A	N/A	N/A	N/A
0	N/A	N/A	N/A	N/A	N/A
0	N/A	N/A	N/A	N/A	N/A
0	N/A	N/A	N/A	N/A	N/A
0.000000	N/A	N/A	N/A	N/A	N/A
0.000000	N/A	N/A	N/A	N/A	N/A
0	N/A	N/A	N/A	N/A	N/A
0.000000	N/A	N/A	N/A	N/A	N/A
0.000000	N/A	N/A	N/A	N/A	N/A
0	N/A	N/A	N/A	N/A	N/A
0	N/A	N/A	N/A	N/A	N/A
0	N/A	N/A	N/A	N/A	N/A
YES	N/A	N/A	N/A	N/A	N/A
No	N/A	N/A	N/A	N/A	N/A
No	N/A	N/A	N/A	N/A	N/A
	N/A	N/A	N/A	N/A	N/A
	N/A	N/A	N/A	N/A	N/A
	N/A	N/A	N/A	N/A	N/A

Price Cap Tariff Review Plan  
Manual Input of EUCL Rates - No PICC or MOU Rates

Total Jurisdiction  
(a)

0  
0

0

0.00  
0.00  
0.00

0.00  
0.00  
0.00

0  
0  
0  
0

0



Price Cap Tariff Review Plan  
 Calculation of Minimum & Maximum EU Rates

	Total Jurisdiction (a)	No Zone / Zone A (b)	Zone B (c)	Zone C (d)	Zone D (e)	Other Zone * (f)
	0	N/A	N/A	N/A	N/A	N/A
	0	N/A	N/A	N/A	N/A	N/A
	0	N/A	N/A	N/A	N/A	N/A
	0	0	0	0	0	0
N/A		0.00	0.00	0.00	0.00	0.00
N/A		0.00	0.00	0.00	0.00	0.00
	0	0	0	0	0	0
	0	N/A	N/A	N/A	N/A	N/A
	0	N/A	N/A	N/A	N/A	N/A
	0	0	0	0	0	0
	0	N/A	N/A	N/A	N/A	N/A
N/A		0	0	0	0	0
	0	N/A	N/A	N/A	N/A	N/A
	0	N/A	N/A	N/A	N/A	N/A
	0	N/A	N/A	N/A	N/A	N/A
	0	0	0	0	0	0
	0	N/A	N/A	N/A	N/A	N/A
	0	N/A	N/A	N/A	N/A	N/A
	0	N/A	N/A	N/A	N/A	N/A
	0	N/A	N/A	N/A	N/A	N/A
N/A		0.00	0.00	0.00	0.00	0.00
N/A		0.00	0.00	0.00	0.00	0.00
N/A		0.00	0.00	0.00	0.00	0.00
	0	0	0	0	0	0
	0	0	0	0	0	0
	0	0	0	0	0	0
	0	0	0	0	0	0
	0	N/A	N/A	N/A	N/A	N/A

Price Cap Tariff Review Plan  
Allocation of Pool Revenues to MLB PICC & MLB EUCL

Total Jurisdiction (a)	No Zone / Zone A (b)	Zone B (c)	Zone C (d)	Zone D (e)	Other Zone * (f)
No Pooling	N/A	N/A	N/A	N/A	N/A
No Pooling	N/A	N/A	N/A	N/A	N/A
No Pooling	N/A	N/A	N/A	N/A	N/A
No Pooling	N/A	N/A	N/A	N/A	N/A
No Pooling	N/A	N/A	N/A	N/A	N/A
No Pooling	N/A	N/A	N/A	N/A	N/A
No Pooling	N/A	N/A	N/A	N/A	N/A
No Pooling	N/A	N/A	N/A	N/A	N/A
No Pooling	N/A	N/A	N/A	N/A	N/A
No Pooling	N/A	N/A	N/A	N/A	N/A
No Pooling	N/A	N/A	N/A	N/A	N/A
No Pooling	N/A	N/A	N/A	N/A	N/A
No Pooling	N/A	N/A	N/A	N/A	N/A
No Pooling	N/A	N/A	N/A	N/A	N/A
No Pooling	No Pooling	No Pooling	No Pooling	No Pooling	No Pooling
N/A	No Pooling	No Pooling	No Pooling	No Pooling	No Pooling
No Pooling	No Pooling	No Pooling	No Pooling	No Pooling	No Pooling
No Pooling	No Pooling	No Pooling	No Pooling	No Pooling	No Pooling
N/A	No Pooling	No Pooling	No Pooling	No Pooling	No Pooling
No Pooling	No Pooling	No Pooling	No Pooling	No Pooling	No Pooling
No Pooling	N/A	N/A	N/A	N/A	N/A

Price Cap Tariff Review Plan  
Verification of Recovered CMT Revenue

Total Jurisdiction  
(a)

0  
0

0  
0

0

0

0

0  
0

0

0

0

0

0  
0  
0





Price Cap Tariff Review Plan  
Calculation of EUCL Limits, PICC Rate and CCL Rates

Total Jurisdiction (a)	No Zone / Zone A (b)	Zone B (c)	Zone C (d)	Zone D (e)	Other Zone (f)
	0	N/A	N/A	N/A	N/A
	0	N/A	N/A	N/A	N/A
	0	N/A	N/A	N/A	N/A
	0	N/A	N/A	N/A	N/A
	0	N/A	N/A	N/A	N/A
	0	N/A	N/A	N/A	N/A
	0	N/A	N/A	N/A	N/A
	0	N/A	N/A	N/A	N/A
	0	N/A	N/A	N/A	N/A
	0	N/A	N/A	N/A	N/A
	0	N/A	N/A	N/A	N/A
Agg.Rate	N/A	N/A	N/A	N/A	N/A
Agg.Rate	N/A	N/A	N/A	N/A	N/A
Agg.Rate	N/A	N/A	N/A	N/A	N/A
Agg.Rate	N/A	N/A	N/A	N/A	N/A
Agg.Rate	N/A	N/A	N/A	N/A	N/A
Agg.Rate	N/A	N/A	N/A	N/A	N/A
Agg.Rate	N/A	N/A	N/A	N/A	N/A
Agg.Rate	N/A	N/A	N/A	N/A	N/A
Agg.Rate	N/A	N/A	N/A	N/A	N/A
Agg.Rate	N/A	N/A	N/A	N/A	N/A
Agg.Rate	N/A	N/A	N/A	N/A	N/A
Agg.Rate	N/A	N/A	N/A	N/A	N/A
Agg.Rate	N/A	N/A	N/A	N/A	N/A
Agg.Rate	N/A	N/A	N/A	N/A	N/A
Agg.Rate	N/A	N/A	N/A	N/A	N/A
Agg.Rate	N/A	N/A	N/A	N/A	N/A
YES	N/A	N/A	N/A	N/A	N/A
No	N/A	N/A	N/A	N/A	N/A
No	N/A	N/A	N/A	N/A	N/A
	N/A	N/A	N/A	N/A	N/A
	N/A	N/A	N/A	N/A	N/A
	N/A	N/A	N/A	N/A	N/A

Price Cap Tariff Review Plan  
Manual Input of EUCL Rates - No PICC or MOU Rates

Total Jurisdiction  
(a)

ok  
ok  
ok

Price Cap Tariff Review Plan  
 Calculation of Minimum & Maximum EU Rates

Total Jurisdiction (a)	No Zone / Zone A (b)	Zone B (c)	Zone C (d)	Zone D (e)	Other Zone (f)
	N/A	N/A	N/A	N/A	N/A
	N/A	N/A	N/A	N/A	N/A
	N/A	N/A	N/A	N/A	N/A
N/A					
N/A					
	N/A	N/A	N/A	N/A	N/A
	N/A	N/A	N/A	N/A	N/A
	N/A	N/A	N/A	N/A	N/A
N/A					
	N/A	N/A	N/A	N/A	N/A
	N/A	N/A	N/A	N/A	N/A
	N/A	N/A	N/A	N/A	N/A
	N/A	N/A	N/A	N/A	N/A
	N/A	N/A	N/A	N/A	N/A
N/A					
N/A					
N/A					
	N/A	N/A	N/A	N/A	N/A



Price Cap Tariff Review Plan  
 Allocation of Pool Revenues to MLB PICC & MLB EUCL

Total Jurisdiction (a)	No Zone / Zone A (b)	Zone B (c)	Zone C (d)	Zone D (e)	Other Zone (f)
	N/A	N/A	N/A	N/A	N/A
	N/A	N/A	N/A	N/A	N/A
	N/A	N/A	N/A	N/A	N/A
	N/A	N/A	N/A	N/A	N/A
	N/A	N/A	N/A	N/A	N/A
	N/A	N/A	N/A	N/A	N/A
	N/A	N/A	N/A	N/A	N/A
	N/A	N/A	N/A	N/A	N/A
	N/A	N/A	N/A	N/A	N/A
	N/A	N/A	N/A	N/A	N/A
	N/A	N/A	N/A	N/A	N/A
N/A					
N/A					
	N/A	N/A	N/A	N/A	N/A

Price Cap Tariff Review Plan  
Verification of Recovered CMT Revenue

Total Jurisdiction  
(a)

---

0  
0

0  
0

0

0

0

Agg.Rate 0

Agg.Rate

0

0 ok

0

0  
0

LEC	FCC	Delta	Flag
-----	-----	-------	------

---

		0.00	*
		0.00	*
		0.00	*
		0.00	*
		0.00	*
		0.00	*

0	0	0	*
0	0	0	*
0	0	0	*
0 Agg.Rate		0	*
0 Agg.Rate		0	*
0	0	0	*
0	0	0	*
0	0	0	*
			*
			*







Price Cap Tariff Review Plan  
Manual Input of EUCL Rates - No PICC or MOU Rates

Total Jurisdiction  
(a)

ok  
ok  
ok

Price Cap Tariff Review Plan  
 Calculation of Minimum & Maximum EU Rates

Total Jurisdiction (a)	No Zone / Zone A (b)	Zone B (c)	Zone C (d)	Zone D (e)	Other Zone (f)
	N/A	N/A	N/A	N/A	N/A
	N/A	N/A	N/A	N/A	N/A
	N/A	N/A	N/A	N/A	N/A
N/A					
N/A					
	N/A	N/A	N/A	N/A	N/A
	N/A	N/A	N/A	N/A	N/A
	N/A	N/A	N/A	N/A	N/A
N/A					
	N/A	N/A	N/A	N/A	N/A
	N/A	N/A	N/A	N/A	N/A
	N/A	N/A	N/A	N/A	N/A
	N/A	N/A	N/A	N/A	N/A
	N/A	N/A	N/A	N/A	N/A
N/A					
N/A					
N/A					
	N/A	N/A	N/A	N/A	N/A



Price Cap Tariff Review Plan  
Allocation of Pool Revenues to MLB PICC & MLB EUCL

Total Jurisdiction (a)	No Zone / Zone A (b)	Zone B (c)	Zone C (d)	Zone D (e)	Other Zone (f)
	N/A	N/A	N/A	N/A	N/A
	N/A	N/A	N/A	N/A	N/A
	N/A	N/A	N/A	N/A	N/A
	N/A	N/A	N/A	N/A	N/A
	N/A	N/A	N/A	N/A	N/A
	N/A	N/A	N/A	N/A	N/A
	N/A	N/A	N/A	N/A	N/A
	N/A	N/A	N/A	N/A	N/A
	N/A	N/A	N/A	N/A	N/A
	N/A	N/A	N/A	N/A	N/A
	N/A	N/A	N/A	N/A	N/A
	N/A	N/A	N/A	N/A	N/A
	N/A	N/A	N/A	N/A	N/A
	N/A	N/A	N/A	N/A	N/A
	N/A	N/A	N/A	N/A	N/A
	N/A	N/A	N/A	N/A	N/A
	N/A	N/A	N/A	N/A	N/A
N/A					
N/A					
	N/A	N/A	N/A	N/A	N/A

Price Cap Tariff Review Plan  
Verification of Recovered CMT Revenue

Total Jurisdiction  
(a)

---

0  
0

0  
0

0

0

0

Agg.Rate 0

Agg.Rate  
0

0 ok

0  
0  
0

LEC	FCC	Delta	Flag
-----	-----	-------	------

---

		0.00	*
		0.00	*
		0.00	*
		0.00	*
		0.00	*
		0.00	*

0	0	0	*
0	0	0	*
0	0	0	*
0 Agg.Rate		0	*
0 Agg.Rate		0	*
0	0	0	*
0	0	0	*
0	0	0	*
			*
			*



Price Cap Tariff Review Plan  
 Calculation of EUCL Limits, PICC Rate and CCL Rates

Total Jurisdiction (a)	No Zone / Zone A (b)	Zone B (c)	Zone C (d)	Zone D (e)	Other Zone * (f)
0	0	0	0	0	0
0	0	0	0	0	0
0	0	0	0	0	0
0	0	0	0	0	0
0	N/A	N/A	N/A	N/A	N/A
0	N/A	N/A	N/A	N/A	N/A
0	N/A	N/A	N/A	N/A	N/A
0	N/A	N/A	N/A	N/A	N/A
0	N/A	N/A	N/A	N/A	N/A
0	N/A	N/A	N/A	N/A	N/A
0	N/A	N/A	N/A	N/A	N/A
6.50	N/A	N/A	N/A	N/A	N/A
7.00	N/A	N/A	N/A	N/A	N/A
9.20	N/A	N/A	N/A	N/A	N/A
0.000000	N/A	N/A	N/A	N/A	N/A
0.000000	N/A	N/A	N/A	N/A	N/A
1.000000	N/A	N/A	N/A	N/A	N/A
0.000000	N/A	N/A	N/A	N/A	N/A

Price Cap Tariff Review Plan  
 Calculation of EUCL Limits, PICC Rate and CCL Rates

Total Jurisdiction (a)	No Zone / Zone A (b)	Zone B (c)	Zone C (d)	Zone D (e)	Other Zone * (f)
0	N/A	N/A	N/A	N/A	N/A
0	N/A	N/A	N/A	N/A	N/A
0	N/A	N/A	N/A	N/A	N/A
0	N/A	N/A	N/A	N/A	N/A
0	N/A	N/A	N/A	N/A	N/A
0	N/A	N/A	N/A	N/A	N/A
0	N/A	N/A	N/A	N/A	N/A
0	N/A	N/A	N/A	N/A	N/A
0	N/A	N/A	N/A	N/A	N/A
0	N/A	N/A	N/A	N/A	N/A
0	N/A	N/A	N/A	N/A	N/A
0.000000	N/A	N/A	N/A	N/A	N/A
0	N/A	N/A	N/A	N/A	N/A
0.000000	N/A	N/A	N/A	N/A	N/A
0.000000	N/A	N/A	N/A	N/A	N/A
0	N/A	N/A	N/A	N/A	N/A
0	N/A	N/A	N/A	N/A	N/A
0	N/A	N/A	N/A	N/A	N/A
0.000000	N/A	N/A	N/A	N/A	N/A
0.000000	N/A	N/A	N/A	N/A	N/A
0	N/A	N/A	N/A	N/A	N/A
0.000000	N/A	N/A	N/A	N/A	N/A
0.000000	N/A	N/A	N/A	N/A	N/A
0	N/A	N/A	N/A	N/A	N/A
0	N/A	N/A	N/A	N/A	N/A
0	N/A	N/A	N/A	N/A	N/A
YES	N/A	N/A	N/A	N/A	N/A
No	N/A	N/A	N/A	N/A	N/A
No	N/A	N/A	N/A	N/A	N/A
	N/A	N/A	N/A	N/A	N/A
	N/A	N/A	N/A	N/A	N/A
	N/A	N/A	N/A	N/A	N/A

Price Cap Tariff Review Plan  
Manual Input of EUCL Rates - No PICC or MOU Rates

Total Jurisdiction  
(a)

0  
0

0

0.00  
0.00  
0.00

0.00  
0.00  
0.00

0  
0  
0  
0

0

Price Cap Tariff Review Plan  
 Calculation of Minimum & Maximum EU Rates

Total Jurisdiction (a)	No Zone / Zone A (b)	Zone B (c)	Zone C (d)	Zone D (e)	Other Zone * (f)
CAP2	N/A	N/A	N/A	N/A	N/A
CAP2	N/A	N/A	N/A	N/A	N/A
CAP2	N/A	N/A	N/A	N/A	N/A
CAP2	CAP2	CAP2	CAP2	CAP2	CAP2
N/A	CAP2	CAP2	CAP2	CAP2	CAP2
N/A	CAP2	CAP2	CAP2	CAP2	CAP2
CAP2	CAP2	CAP2	CAP2	CAP2	CAP2
CAP2	N/A	N/A	N/A	N/A	N/A
CAP2	N/A	N/A	N/A	N/A	N/A
CAP2	CAP2	CAP2	CAP2	CAP2	CAP2
CAP2	N/A	N/A	N/A	N/A	N/A
N/A	CAP2	CAP2	CAP2	CAP2	CAP2
CAP2	N/A	N/A	N/A	N/A	N/A
CAP2	N/A	N/A	N/A	N/A	N/A
CAP2	CAP2	CAP2	CAP2	CAP2	CAP2
CAP2	N/A	N/A	N/A	N/A	N/A
CAP2	N/A	N/A	N/A	N/A	N/A
CAP2	N/A	N/A	N/A	N/A	N/A
CAP2	N/A	N/A	N/A	N/A	N/A
CAP2	N/A	N/A	N/A	N/A	N/A
CAP2	N/A	N/A	N/A	N/A	N/A
CAP2	N/A	N/A	N/A	N/A	N/A
CAP2	CAP2	CAP2	CAP2	CAP2	CAP2
N/A	CAP2	CAP2	CAP2	CAP2	CAP2
N/A	CAP2	CAP2	CAP2	CAP2	CAP2
N/A	CAP2	CAP2	CAP2	CAP2	CAP2
CAP2	CAP2	CAP2	CAP2	CAP2	CAP2
CAP2	CAP2	CAP2	CAP2	CAP2	CAP2
CAP2	CAP2	CAP2	CAP2	CAP2	CAP2
CAP2	CAP2	CAP2	CAP2	CAP2	CAP2
CAP2	N/A	N/A	N/A	N/A	N/A



Price Cap Tariff Review Plan  
Allocation of Pool Revenues to MLB PICC & MLB EUCL

Total Jurisdiction (a)	No Zone / Zone A (b)	Zone B (c)	Zone C (d)	Zone D (e)	Other Zone * (f)
No Pooling	N/A	N/A	N/A	N/A	N/A
No Pooling	N/A	N/A	N/A	N/A	N/A
No Pooling	N/A	N/A	N/A	N/A	N/A
No Pooling	N/A	N/A	N/A	N/A	N/A
No Pooling	N/A	N/A	N/A	N/A	N/A
No Pooling	N/A	N/A	N/A	N/A	N/A
No Pooling	N/A	N/A	N/A	N/A	N/A
No Pooling	N/A	N/A	N/A	N/A	N/A
No Pooling	N/A	N/A	N/A	N/A	N/A
No Pooling	N/A	N/A	N/A	N/A	N/A
No Pooling	N/A	N/A	N/A	N/A	N/A
No Pooling	N/A	N/A	N/A	N/A	N/A
No Pooling	N/A	N/A	N/A	N/A	N/A
No Pooling	N/A	N/A	N/A	N/A	N/A
No Pooling	N/A	N/A	N/A	N/A	N/A
No Pooling	N/A	N/A	N/A	N/A	N/A
No Pooling	N/A	N/A	N/A	N/A	N/A
No Pooling	No Pooling	No Pooling	No Pooling	No Pooling	No Pooling
N/A	No Pooling	No Pooling	No Pooling	No Pooling	No Pooling
No Pooling	No Pooling	No Pooling	No Pooling	No Pooling	No Pooling
No Pooling	No Pooling	No Pooling	No Pooling	No Pooling	No Pooling
N/A	No Pooling	No Pooling	No Pooling	No Pooling	No Pooling
No Pooling	No Pooling	No Pooling	No Pooling	No Pooling	No Pooling
No Pooling	N/A	N/A	N/A	N/A	N/A

Price Cap Tariff Review Plan  
Verification of Recovered CMT Revenue

Total Jurisdiction  
(a)

0  
0

0  
0

0

0

0

0  
0

0

0

0

0

0  
0  
0



Price Cap Tariff Review Plan  
 Calculation of EUCL Limits, PICC Rate and CCL Rates

Total Jurisdiction (a)	No Zone / Zone A (b)	Zone B (c)	Zone C (d)	Zone D (e)	Other Zone * (f)
0	0	0	0	0	0
0	0	0	0	0	0
0	0	0	0	0	0
0	0	0	0	0	0
0	N/A	N/A	N/A	N/A	N/A
0	N/A	N/A	N/A	N/A	N/A
0	N/A	N/A	N/A	N/A	N/A
0	N/A	N/A	N/A	N/A	N/A
0	N/A	N/A	N/A	N/A	N/A
0	N/A	N/A	N/A	N/A	N/A
0	N/A	N/A	N/A	N/A	N/A
0	N/A	N/A	N/A	N/A	N/A
6.50	N/A	N/A	N/A	N/A	N/A
7.00	N/A	N/A	N/A	N/A	N/A
9.20	N/A	N/A	N/A	N/A	N/A
0.000000	N/A	N/A	N/A	N/A	N/A
0.000000	N/A	N/A	N/A	N/A	N/A
0.000000	N/A	N/A	N/A	N/A	N/A
0.000000	N/A	N/A	N/A	N/A	N/A

Price Cap Tariff Review Plan  
 Calculation of EUCL Limits, PICC Rate and CCL Rates

Total Jurisdiction (a)	No Zone / Zone A (b)	Zone B (c)	Zone C (d)	Zone D (e)	Other Zone * (f)
0	N/A	N/A	N/A	N/A	N/A
0	N/A	N/A	N/A	N/A	N/A
0	N/A	N/A	N/A	N/A	N/A
0	N/A	N/A	N/A	N/A	N/A
0	N/A	N/A	N/A	N/A	N/A
0	N/A	N/A	N/A	N/A	N/A
0	N/A	N/A	N/A	N/A	N/A
0	N/A	N/A	N/A	N/A	N/A
0	N/A	N/A	N/A	N/A	N/A
0	N/A	N/A	N/A	N/A	N/A
0	N/A	N/A	N/A	N/A	N/A
0	N/A	N/A	N/A	N/A	N/A
0	N/A	N/A	N/A	N/A	N/A
0.000000	N/A	N/A	N/A	N/A	N/A
0	N/A	N/A	N/A	N/A	N/A
0.000000	N/A	N/A	N/A	N/A	N/A
0.000000	N/A	N/A	N/A	N/A	N/A
0	N/A	N/A	N/A	N/A	N/A
0	N/A	N/A	N/A	N/A	N/A
0	N/A	N/A	N/A	N/A	N/A
0.000000	N/A	N/A	N/A	N/A	N/A
0.000000	N/A	N/A	N/A	N/A	N/A
0	N/A	N/A	N/A	N/A	N/A
0.000000	N/A	N/A	N/A	N/A	N/A
0.000000	N/A	N/A	N/A	N/A	N/A
0	N/A	N/A	N/A	N/A	N/A
0	N/A	N/A	N/A	N/A	N/A
0	N/A	N/A	N/A	N/A	N/A
YES	N/A	N/A	N/A	N/A	N/A
No	N/A	N/A	N/A	N/A	N/A
No	N/A	N/A	N/A	N/A	N/A
	N/A	N/A	N/A	N/A	N/A
	N/A	N/A	N/A	N/A	N/A
	N/A	N/A	N/A	N/A	N/A

Price Cap Tariff Review Plan  
Manual Input of EUCL Rates - No PICC or MOU Rates

Total Jurisdiction  
(a)

0  
0

0

0.00  
0.00  
0.00

0.00  
0.00  
0.00

0  
0  
0  
0

0

Price Cap Tariff Review Plan  
 Calculation of Minimum & Maximum EU Rates

	Total Jurisdiction (a)	No Zone / Zone A (b)	Zone B (c)	Zone C (d)	Zone D (e)	Other Zone * (f)
	0	N/A	N/A	N/A	N/A	N/A
	0	N/A	N/A	N/A	N/A	N/A
	0	N/A	N/A	N/A	N/A	N/A
	0	0	0	0	0	0
N/A		0.00	0.00	0.00	0.00	0.00
N/A		0.00	0.00	0.00	0.00	0.00
	0	0	0	0	0	0
	0	N/A	N/A	N/A	N/A	N/A
	0	N/A	N/A	N/A	N/A	N/A
	0	0	0	0	0	0
	0	N/A	N/A	N/A	N/A	N/A
N/A		0	0	0	0	0
	0	N/A	N/A	N/A	N/A	N/A
	0	N/A	N/A	N/A	N/A	N/A
	0	N/A	N/A	N/A	N/A	N/A
	0	0	0	0	0	0
	0	N/A	N/A	N/A	N/A	N/A
	0	N/A	N/A	N/A	N/A	N/A
	0	N/A	N/A	N/A	N/A	N/A
	0	N/A	N/A	N/A	N/A	N/A
N/A		0.00	0.00	0.00	0.00	0.00
N/A		0.00	0.00	0.00	0.00	0.00
N/A		0.00	0.00	0.00	0.00	0.00
	0	0	0	0	0	0
	0	0	0	0	0	0
	0	0	0	0	0	0
	0	0	0	0	0	0
	0	N/A	N/A	N/A	N/A	N/A

Price Cap Tariff Review Plan  
 Allocation of Pool Revenues to MLB PICC & MLB EUCL

Total Jurisdiction (a)	No Zone / Zone A (b)	Zone B (c)	Zone C (d)	Zone D (e)	Other Zone * (f)
No Pooling	N/A	N/A	N/A	N/A	N/A
No Pooling	N/A	N/A	N/A	N/A	N/A
No Pooling	N/A	N/A	N/A	N/A	N/A
No Pooling	N/A	N/A	N/A	N/A	N/A
No Pooling	N/A	N/A	N/A	N/A	N/A
No Pooling	N/A	N/A	N/A	N/A	N/A
No Pooling	N/A	N/A	N/A	N/A	N/A
No Pooling	N/A	N/A	N/A	N/A	N/A
No Pooling	N/A	N/A	N/A	N/A	N/A
No Pooling	N/A	N/A	N/A	N/A	N/A
No Pooling	N/A	N/A	N/A	N/A	N/A
No Pooling	N/A	N/A	N/A	N/A	N/A
No Pooling	N/A	N/A	N/A	N/A	N/A
No Pooling	N/A	N/A	N/A	N/A	N/A
No Pooling	N/A	N/A	N/A	N/A	N/A
No Pooling	N/A	N/A	N/A	N/A	N/A
No Pooling	N/A	N/A	N/A	N/A	N/A
No Pooling	N/A	N/A	N/A	N/A	N/A
No Pooling	N/A	N/A	N/A	N/A	N/A
No Pooling	No Pooling	No Pooling	No Pooling	No Pooling	No Pooling
N/A	No Pooling	No Pooling	No Pooling	No Pooling	No Pooling
No Pooling	No Pooling	No Pooling	No Pooling	No Pooling	No Pooling
No Pooling	No Pooling	No Pooling	No Pooling	No Pooling	No Pooling
N/A	No Pooling	No Pooling	No Pooling	No Pooling	No Pooling
No Pooling	No Pooling	No Pooling	No Pooling	No Pooling	No Pooling
No Pooling	N/A	N/A	N/A	N/A	N/A



Price Cap Tariff Review Plan  
Verification of Recovered CMT Revenue

Total Jurisdiction  
(a)

0  
0

0  
0

0

0

0

0  
0

0

0

0

0

0  
0  
0







Price Cap Tariff Review Plan  
Manual Input of EUCL Rates - No PICC or MOU Rates

Total Jurisdiction  
(a)

ok  
ok  
ok

Price Cap Tariff Review Plan  
 Calculation of Minimum & Maximum EU Rates

Total Jurisdiction (a)	No Zone / Zone A (b)	Zone B (c)	Zone C (d)	Zone D (e)	Other Zone (f)
	N/A	N/A	N/A	N/A	N/A
	N/A	N/A	N/A	N/A	N/A
	N/A	N/A	N/A	N/A	N/A
N/A					
N/A					
	N/A	N/A	N/A	N/A	N/A
	N/A	N/A	N/A	N/A	N/A
	N/A	N/A	N/A	N/A	N/A
N/A					
	N/A	N/A	N/A	N/A	N/A
	N/A	N/A	N/A	N/A	N/A
	N/A	N/A	N/A	N/A	N/A
	N/A	N/A	N/A	N/A	N/A
	N/A	N/A	N/A	N/A	N/A
N/A					
N/A					
N/A					
	N/A	N/A	N/A	N/A	N/A

Price Cap Tariff Review Plan  
 Allocation of Pool Revenues to MLB PICC & MLB EUCL

Total Jurisdiction (a)	No Zone / Zone A (b)	Zone B (c)	Zone C (d)	Zone D (e)	Other Zone (f)
	N/A	N/A	N/A	N/A	N/A
	N/A	N/A	N/A	N/A	N/A
	N/A	N/A	N/A	N/A	N/A
	N/A	N/A	N/A	N/A	N/A
	N/A	N/A	N/A	N/A	N/A
	N/A	N/A	N/A	N/A	N/A
	N/A	N/A	N/A	N/A	N/A
	N/A	N/A	N/A	N/A	N/A
	N/A	N/A	N/A	N/A	N/A
	N/A	N/A	N/A	N/A	N/A
N/A					
N/A					
	N/A	N/A	N/A	N/A	N/A

Price Cap Tariff Review Plan  
Verification of Recovered CMT Revenue

Total Jurisdiction  
(a)

---

0  
0

0  
0

0

0

0

Agg.Rate 0

Agg.Rate

0

0 ok

0

0  
0

0



LEC	FCC	Delta	Flag
-----	-----	-------	------

---

		0.00	*
		0.00	*
		0.00	*
		0.00	*
		0.00	*
		0.00	*

0	0	0	*
0	0	0	*
0	0	0	*
0 Agg.Rate		0	*
0 Agg.Rate		0	*
0	0	0	*
0	0	0	*
0	0	0	*
			*
			*



Price Cap Tariff Review Plan  
 Calculation of EUCL Limits, PICC Rate and CCL Rates

Total Jurisdiction (a)	No Zone / Zone A (b)	Zone B (c)	Zone C (d)	Zone D (e)	Other Zone (f)
0	0	0	0	0	0
0	0	0	0	0	0
0	0	0	0	0	0
0	0	0	0	0	0
0	N/A	N/A	N/A	N/A	N/A
0	N/A	N/A	N/A	N/A	N/A
0	N/A	N/A	N/A	N/A	N/A
0	N/A	N/A	N/A	N/A	N/A
0	N/A	N/A	N/A	N/A	N/A
0	N/A	N/A	N/A	N/A	N/A
0	N/A	N/A	N/A	N/A	N/A
0	N/A	N/A	N/A	N/A	N/A
6.50	N/A	N/A	N/A	N/A	N/A
7.00	N/A	N/A	N/A	N/A	N/A
9.20	N/A	N/A	N/A	N/A	N/A
0.000000	N/A	N/A	N/A	N/A	N/A
0.000000	N/A	N/A	N/A	N/A	N/A
0.0000	N/A	N/A	N/A	N/A	N/A
0.000000	N/A	N/A	N/A	N/A	N/A

Price Cap Tariff Review Plan  
 Calculation of EUCL Limits, PICC Rate and CCL Rates

Total Jurisdiction (a)	No Zone / Zone A (b)	Zone B (c)	Zone C (d)	Zone D (e)	Other Zone (f)
0	N/A	N/A	N/A	N/A	N/A
0	N/A	N/A	N/A	N/A	N/A
0	N/A	N/A	N/A	N/A	N/A
0	N/A	N/A	N/A	N/A	N/A
0	N/A	N/A	N/A	N/A	N/A
0	N/A	N/A	N/A	N/A	N/A
0	N/A	N/A	N/A	N/A	N/A
0	N/A	N/A	N/A	N/A	N/A
	0	N/A	N/A	N/A	N/A
Agg.Rate	N/A	N/A	N/A	N/A	N/A
Agg.Rate	N/A	N/A	N/A	N/A	N/A
Agg.Rate	N/A	N/A	N/A	N/A	N/A
Agg.Rate	N/A	N/A	N/A	N/A	N/A
Agg.Rate	N/A	N/A	N/A	N/A	N/A
Agg.Rate	N/A	N/A	N/A	N/A	N/A
Agg.Rate	N/A	N/A	N/A	N/A	N/A
Agg.Rate	N/A	N/A	N/A	N/A	N/A
Agg.Rate	N/A	N/A	N/A	N/A	N/A
Agg.Rate	N/A	N/A	N/A	N/A	N/A
Agg.Rate	N/A	N/A	N/A	N/A	N/A
Agg.Rate	N/A	N/A	N/A	N/A	N/A
Agg.Rate	N/A	N/A	N/A	N/A	N/A
Agg.Rate	N/A	N/A	N/A	N/A	N/A
Agg.Rate	N/A	N/A	N/A	N/A	N/A
YES	N/A	N/A	N/A	N/A	N/A
No	N/A	N/A	N/A	N/A	N/A
No	N/A	N/A	N/A	N/A	N/A
	N/A	N/A	N/A	N/A	N/A
	N/A	N/A	N/A	N/A	N/A
	N/A	N/A	N/A	N/A	N/A

Price Cap Tariff Review Plan  
Manual Input of EUCL Rates - No PICC or MOU Rates

Total Jurisdiction  
(a)

ok  
ok  
ok

Price Cap Tariff Review Plan  
 Calculation of Minimum & Maximum EU Rates

Total Jurisdiction (a)	No Zone / Zone A (b)	Zone B (c)	Zone C (d)	Zone D (e)	Other Zone (f)
	N/A	N/A	N/A	N/A	N/A
	N/A	N/A	N/A	N/A	N/A
	N/A	N/A	N/A	N/A	N/A
N/A					
N/A					
	N/A	N/A	N/A	N/A	N/A
	N/A	N/A	N/A	N/A	N/A
	N/A	N/A	N/A	N/A	N/A
N/A					
	N/A	N/A	N/A	N/A	N/A
	N/A	N/A	N/A	N/A	N/A
	N/A	N/A	N/A	N/A	N/A
	N/A	N/A	N/A	N/A	N/A
	N/A	N/A	N/A	N/A	N/A
N/A					
N/A					
N/A					
	N/A	N/A	N/A	N/A	N/A

Price Cap Tariff Review Plan  
 Allocation of Pool Revenues to MLB PICC & MLB EUCL

Total Jurisdiction (a)	No Zone / Zone A (b)	Zone B (c)	Zone C (d)	Zone D (e)	Other Zone (f)
	N/A	N/A	N/A	N/A	N/A
	N/A	N/A	N/A	N/A	N/A
	N/A	N/A	N/A	N/A	N/A
	N/A	N/A	N/A	N/A	N/A
	N/A	N/A	N/A	N/A	N/A
	N/A	N/A	N/A	N/A	N/A
	N/A	N/A	N/A	N/A	N/A
	N/A	N/A	N/A	N/A	N/A
	N/A	N/A	N/A	N/A	N/A
	N/A	N/A	N/A	N/A	N/A
	N/A	N/A	N/A	N/A	N/A
N/A					
N/A					
	N/A	N/A	N/A	N/A	N/A

Price Cap Tariff Review Plan  
Verification of Recovered CMT Revenue

Total Jurisdiction  
(a)

---

0  
0

0  
0

0

0

0

Agg.Rate 0

Agg.Rate  
0

0 ok

0  
0  
0



LEC	FCC	Delta	Flag
-----	-----	-------	------

---

		0.00	*
		0.00	*
		0.00	*
		0.00	*
		0.00	*
		0.00	*

0	0	0	*
0	0	0	*
0	0	0	*
0 Agg.Rate		0	*
0 Agg.Rate		0	*
0	0	0	*
0	0	0	*
0	0	0	*
			*
			*



Price Cap Tariff Review Plan  
 Calculation of EUCL Limits, PICC Rate and CCL Rates

Total Jurisdiction (a)	No Zone / Zone A (b)	Zone B (c)	Zone C (d)	Zone D (e)	Other Zone * (f)
0	0	0	0	0	0
0	0	0	0	0	0
0	0	0	0	0	0
0	0	0	0	0	0
0	N/A	N/A	N/A	N/A	N/A
0	N/A	N/A	N/A	N/A	N/A
0	N/A	N/A	N/A	N/A	N/A
0	N/A	N/A	N/A	N/A	N/A
0	N/A	N/A	N/A	N/A	N/A
0	N/A	N/A	N/A	N/A	N/A
0	N/A	N/A	N/A	N/A	N/A
6.50	N/A	N/A	N/A	N/A	N/A
7.00	N/A	N/A	N/A	N/A	N/A
9.20	N/A	N/A	N/A	N/A	N/A
0.000000	N/A	N/A	N/A	N/A	N/A
0.000000	N/A	N/A	N/A	N/A	N/A
1.000000	N/A	N/A	N/A	N/A	N/A
0.000000	N/A	N/A	N/A	N/A	N/A



Price Cap Tariff Review Plan  
Manual Input of EUCL Rates - No PICC or MOU Rates

Total Jurisdiction  
(a)

0  
0

0

0.00  
0.00  
0.00

0.00  
0.00  
0.00

0  
0  
0  
0

0

Price Cap Tariff Review Plan  
 Calculation of Minimum & Maximum EU Rates

Total Jurisdiction (a)	No Zone / Zone A (b)	Zone B (c)	Zone C (d)	Zone D (e)	Other Zone * (f)
CAP2	N/A	N/A	N/A	N/A	N/A
CAP2	N/A	N/A	N/A	N/A	N/A
CAP2	N/A	N/A	N/A	N/A	N/A
CAP2	CAP2	CAP2	CAP2	CAP2	CAP2
N/A	CAP2	CAP2	CAP2	CAP2	CAP2
N/A	CAP2	CAP2	CAP2	CAP2	CAP2
CAP2	CAP2	CAP2	CAP2	CAP2	CAP2
CAP2	N/A	N/A	N/A	N/A	N/A
CAP2	N/A	N/A	N/A	N/A	N/A
CAP2	CAP2	CAP2	CAP2	CAP2	CAP2
CAP2	N/A	N/A	N/A	N/A	N/A
N/A	CAP2	CAP2	CAP2	CAP2	CAP2
CAP2	N/A	N/A	N/A	N/A	N/A
CAP2	N/A	N/A	N/A	N/A	N/A
CAP2	CAP2	CAP2	CAP2	CAP2	CAP2
CAP2	N/A	N/A	N/A	N/A	N/A
CAP2	N/A	N/A	N/A	N/A	N/A
CAP2	N/A	N/A	N/A	N/A	N/A
CAP2	N/A	N/A	N/A	N/A	N/A
CAP2	N/A	N/A	N/A	N/A	N/A
N/A	CAP2	CAP2	CAP2	CAP2	CAP2
N/A	CAP2	CAP2	CAP2	CAP2	CAP2
N/A	CAP2	CAP2	CAP2	CAP2	CAP2
CAP2	CAP2	CAP2	CAP2	CAP2	CAP2
CAP2	CAP2	CAP2	CAP2	CAP2	CAP2
CAP2	CAP2	CAP2	CAP2	CAP2	CAP2
CAP2	CAP2	CAP2	CAP2	CAP2	CAP2
CAP2	N/A	N/A	N/A	N/A	N/A

Price Cap Tariff Review Plan  
Allocation of Pool Revenues to MLB PICC & MLB EUCL

Total Jurisdiction (a)	No Zone / Zone A (b)	Zone B (c)	Zone C (d)	Zone D (e)	Other Zone * (f)
No Pooling	N/A	N/A	N/A	N/A	N/A
No Pooling	N/A	N/A	N/A	N/A	N/A
No Pooling	N/A	N/A	N/A	N/A	N/A
No Pooling	N/A	N/A	N/A	N/A	N/A
No Pooling	N/A	N/A	N/A	N/A	N/A
No Pooling	N/A	N/A	N/A	N/A	N/A
No Pooling	N/A	N/A	N/A	N/A	N/A
No Pooling	N/A	N/A	N/A	N/A	N/A
No Pooling	N/A	N/A	N/A	N/A	N/A
No Pooling	N/A	N/A	N/A	N/A	N/A
No Pooling	N/A	N/A	N/A	N/A	N/A
No Pooling	N/A	N/A	N/A	N/A	N/A
No Pooling	N/A	N/A	N/A	N/A	N/A
No Pooling	N/A	N/A	N/A	N/A	N/A
No Pooling	N/A	N/A	N/A	N/A	N/A
No Pooling	N/A	N/A	N/A	N/A	N/A
No Pooling	N/A	N/A	N/A	N/A	N/A
No Pooling	N/A	N/A	N/A	N/A	N/A
No Pooling	No Pooling	No Pooling	No Pooling	No Pooling	No Pooling
N/A	No Pooling	No Pooling	No Pooling	No Pooling	No Pooling
No Pooling	No Pooling	No Pooling	No Pooling	No Pooling	No Pooling
No Pooling	No Pooling	No Pooling	No Pooling	No Pooling	No Pooling
N/A	No Pooling	No Pooling	No Pooling	No Pooling	No Pooling
No Pooling	No Pooling	No Pooling	No Pooling	No Pooling	No Pooling
No Pooling	N/A	N/A	N/A	N/A	N/A

Price Cap Tariff Review Plan  
Verification of Recovered CMT Revenue

Total Jurisdiction  
(a)

0  
0

0  
0

0

0

0

0  
0

0

0

0

0

0  
0  
0





Price Cap Tariff Review Plan  
 Calculation of EUCL Limits, PICC Rate and CCL Rates

Total Jurisdiction (a)	No Zone / Zone A (b)	Zone B (c)	Zone C (d)	Zone D (e)	Other Zone * (f)
0	0	0	0	0	0
0	0	0	0	0	0
0	0	0	0	0	0
0	0	0	0	0	0
0	N/A	N/A	N/A	N/A	N/A
0	N/A	N/A	N/A	N/A	N/A
0	N/A	N/A	N/A	N/A	N/A
0	N/A	N/A	N/A	N/A	N/A
0	N/A	N/A	N/A	N/A	N/A
0	N/A	N/A	N/A	N/A	N/A
0	N/A	N/A	N/A	N/A	N/A
6.50	N/A	N/A	N/A	N/A	N/A
7.00	N/A	N/A	N/A	N/A	N/A
9.20	N/A	N/A	N/A	N/A	N/A
0.000000	N/A	N/A	N/A	N/A	N/A
0.000000	N/A	N/A	N/A	N/A	N/A
0.000000	N/A	N/A	N/A	N/A	N/A
0.000000	N/A	N/A	N/A	N/A	N/A

Price Cap Tariff Review Plan  
 Calculation of EUCL Limits, PICC Rate and CCL Rates

Total Jurisdiction (a)	No Zone / Zone A (b)	Zone B (c)	Zone C (d)	Zone D (e)	Other Zone * (f)
	0	N/A	N/A	N/A	N/A
	0	N/A	N/A	N/A	N/A
	0	N/A	N/A	N/A	N/A
	0	N/A	N/A	N/A	N/A
	0	N/A	N/A	N/A	N/A
	0	N/A	N/A	N/A	N/A
	0	N/A	N/A	N/A	N/A
	0	N/A	N/A	N/A	N/A
	0	N/A	N/A	N/A	N/A
	0.000000	N/A	N/A	N/A	N/A
	0	N/A	N/A	N/A	N/A
	0.000000	N/A	N/A	N/A	N/A
	0.000000	N/A	N/A	N/A	N/A
	0	N/A	N/A	N/A	N/A
	0	N/A	N/A	N/A	N/A
	0	N/A	N/A	N/A	N/A
	0.000000	N/A	N/A	N/A	N/A
	0.000000	N/A	N/A	N/A	N/A
	0	N/A	N/A	N/A	N/A
	0.000000	N/A	N/A	N/A	N/A
	0.000000	N/A	N/A	N/A	N/A
	0	N/A	N/A	N/A	N/A
	0	N/A	N/A	N/A	N/A
	0	N/A	N/A	N/A	N/A
YES		N/A	N/A	N/A	N/A
No		N/A	N/A	N/A	N/A
No		N/A	N/A	N/A	N/A
		N/A	N/A	N/A	N/A
		N/A	N/A	N/A	N/A
		N/A	N/A	N/A	N/A

Price Cap Tariff Review Plan  
Manual Input of EUCL Rates - No PICC or MOU Rates

Total Jurisdiction  
(a)

0  
0

0

0.00  
0.00  
0.00

0.00  
0.00  
0.00

0  
0  
0  
0

0

Price Cap Tariff Review Plan  
 Calculation of Minimum & Maximum EU Rates

	Total Jurisdiction (a)	No Zone / Zone A (b)	Zone B (c)	Zone C (d)	Zone D (e)	Other Zone * (f)
	0	N/A	N/A	N/A	N/A	N/A
	0	N/A	N/A	N/A	N/A	N/A
	0	N/A	N/A	N/A	N/A	N/A
	0	0	0	0	0	0
N/A		0.00	0.00	0.00	0.00	0.00
N/A		0.00	0.00	0.00	0.00	0.00
	0	0	0	0	0	0
	0	N/A	N/A	N/A	N/A	N/A
	0	N/A	N/A	N/A	N/A	N/A
	0	0	0	0	0	0
	0	N/A	N/A	N/A	N/A	N/A
N/A		0	0	0	0	0
	0	N/A	N/A	N/A	N/A	N/A
	0	N/A	N/A	N/A	N/A	N/A
	0	N/A	N/A	N/A	N/A	N/A
	0	0	0	0	0	0
	0	N/A	N/A	N/A	N/A	N/A
	0	N/A	N/A	N/A	N/A	N/A
	0	N/A	N/A	N/A	N/A	N/A
	0	N/A	N/A	N/A	N/A	N/A
N/A		0.00	0.00	0.00	0.00	0.00
N/A		0.00	0.00	0.00	0.00	0.00
N/A		0.00	0.00	0.00	0.00	0.00
	0	0	0	0	0	0
	0	0	0	0	0	0
	0	0	0	0	0	0
	0	0	0	0	0	0
	0	N/A	N/A	N/A	N/A	N/A

Price Cap Tariff Review Plan  
Allocation of Pool Revenues to MLB PICC & MLB EUCL

Total Jurisdiction (a)	No Zone / Zone A (b)	Zone B (c)	Zone C (d)	Zone D (e)	Other Zone * (f)
No Pooling	N/A	N/A	N/A	N/A	N/A
No Pooling	N/A	N/A	N/A	N/A	N/A
No Pooling	N/A	N/A	N/A	N/A	N/A
No Pooling	N/A	N/A	N/A	N/A	N/A
No Pooling	N/A	N/A	N/A	N/A	N/A
No Pooling	N/A	N/A	N/A	N/A	N/A
No Pooling	N/A	N/A	N/A	N/A	N/A
No Pooling	N/A	N/A	N/A	N/A	N/A
No Pooling	N/A	N/A	N/A	N/A	N/A
No Pooling	N/A	N/A	N/A	N/A	N/A
No Pooling	N/A	N/A	N/A	N/A	N/A
No Pooling	N/A	N/A	N/A	N/A	N/A
No Pooling	N/A	N/A	N/A	N/A	N/A
No Pooling	N/A	N/A	N/A	N/A	N/A
No Pooling	N/A	N/A	N/A	N/A	N/A
No Pooling	No Pooling	No Pooling	No Pooling	No Pooling	No Pooling
N/A	No Pooling	No Pooling	No Pooling	No Pooling	No Pooling
No Pooling	No Pooling	No Pooling	No Pooling	No Pooling	No Pooling
No Pooling	No Pooling	No Pooling	No Pooling	No Pooling	No Pooling
N/A	No Pooling	No Pooling	No Pooling	No Pooling	No Pooling
No Pooling	No Pooling	No Pooling	No Pooling	No Pooling	No Pooling
No Pooling	N/A	N/A	N/A	N/A	N/A

Price Cap Tariff Review Plan  
Verification of Recovered CMT Revenue

Total Jurisdiction  
(a)

0  
0

0  
0

0

0

0

0  
0

0

0

0

0

0  
0  
0





Price Cap Tariff Review Plan  
 Calculation of EUCL Limits, PICC Rate and CCL Rates

Total Jurisdiction (a)	No Zone / Zone A (b)	Zone B (c)	Zone C (d)	Zone D (e)	Other Zone (f)
0	0	0	0	0	0
0	0	0	0	0	0
0	0	0	0	0	0
0	0	0	0	0	0
0	N/A	N/A	N/A	N/A	N/A
0	N/A	N/A	N/A	N/A	N/A
0	N/A	N/A	N/A	N/A	N/A
0	N/A	N/A	N/A	N/A	N/A
0	N/A	N/A	N/A	N/A	N/A
0	N/A	N/A	N/A	N/A	N/A
0	N/A	N/A	N/A	N/A	N/A
0	N/A	N/A	N/A	N/A	N/A
6.50	N/A	N/A	N/A	N/A	N/A
7.00	N/A	N/A	N/A	N/A	N/A
9.20	N/A	N/A	N/A	N/A	N/A
0.000000	N/A	N/A	N/A	N/A	N/A
0.000000	N/A	N/A	N/A	N/A	N/A
0.000000	N/A	N/A	N/A	N/A	N/A
0.000000	N/A	N/A	N/A	N/A	N/A



Price Cap Tariff Review Plan  
Manual Input of EUCL Rates - No PICC or MOU Rates

Total Jurisdiction  
(a)

ok  
ok  
ok

Price Cap Tariff Review Plan  
 Calculation of Minimum & Maximum EU Rates

Total Jurisdiction (a)	No Zone / Zone A (b)	Zone B (c)	Zone C (d)	Zone D (e)	Other Zone (f)
	N/A	N/A	N/A	N/A	N/A
	N/A	N/A	N/A	N/A	N/A
	N/A	N/A	N/A	N/A	N/A
N/A					
N/A					
	N/A	N/A	N/A	N/A	N/A
	N/A	N/A	N/A	N/A	N/A
	N/A	N/A	N/A	N/A	N/A
N/A					
	N/A	N/A	N/A	N/A	N/A
	N/A	N/A	N/A	N/A	N/A
	N/A	N/A	N/A	N/A	N/A
	N/A	N/A	N/A	N/A	N/A
	N/A	N/A	N/A	N/A	N/A
N/A					
N/A					
N/A					
	N/A	N/A	N/A	N/A	N/A

Price Cap Tariff Review Plan  
 Allocation of Pool Revenues to MLB PICC & MLB EUCL

Total Jurisdiction (a)	No Zone / Zone A (b)	Zone B (c)	Zone C (d)	Zone D (e)	Other Zone (f)
	N/A	N/A	N/A	N/A	N/A
	N/A	N/A	N/A	N/A	N/A
	N/A	N/A	N/A	N/A	N/A
	N/A	N/A	N/A	N/A	N/A
	N/A	N/A	N/A	N/A	N/A
	N/A	N/A	N/A	N/A	N/A
	N/A	N/A	N/A	N/A	N/A
	N/A	N/A	N/A	N/A	N/A
	N/A	N/A	N/A	N/A	N/A
	N/A	N/A	N/A	N/A	N/A
	N/A	N/A	N/A	N/A	N/A
	N/A	N/A	N/A	N/A	N/A
	N/A	N/A	N/A	N/A	N/A
	N/A	N/A	N/A	N/A	N/A
N/A					
N/A					
	N/A	N/A	N/A	N/A	N/A

Price Cap Tariff Review Plan  
Verification of Recovered CMT Revenue

Total Jurisdiction  
(a)

---

0  
0

0  
0

0

0

0

Agg.Rate 0

Agg.Rate

0

0 ok

0

0  
0

LEC	FCC	Delta	Flag
-----	-----	-------	------

---

		0.00	*
		0.00	*
		0.00	*
		0.00	*
		0.00	*
		0.00	*

0	0	0	*
0	0	0	*
0	0	0	*
0 Agg.Rate		0	*
0 Agg.Rate		0	*
0	0	0	*
0	0	0	*
0	0	0	*
			*
			*





Price Cap Tariff Review Plan  
 Calculation of EUCL Limits, PICC Rate and CCL Rates

Total Jurisdiction (a)	No Zone / Zone A (b)	Zone B (c)	Zone C (d)	Zone D (e)	Other Zone (f)
0	0	0	0	0	0
0	0	0	0	0	0
0	0	0	0	0	0
0	0	0	0	0	0
0	N/A	N/A	N/A	N/A	N/A
0	N/A	N/A	N/A	N/A	N/A
0	N/A	N/A	N/A	N/A	N/A
0	N/A	N/A	N/A	N/A	N/A
0	N/A	N/A	N/A	N/A	N/A
0	N/A	N/A	N/A	N/A	N/A
0	N/A	N/A	N/A	N/A	N/A
0	N/A	N/A	N/A	N/A	N/A
0	N/A	N/A	N/A	N/A	N/A
6.50	N/A	N/A	N/A	N/A	N/A
7.00	N/A	N/A	N/A	N/A	N/A
9.20	N/A	N/A	N/A	N/A	N/A
0.000000	N/A	N/A	N/A	N/A	N/A
0.000000	N/A	N/A	N/A	N/A	N/A
0.0000	N/A	N/A	N/A	N/A	N/A
0.000000	N/A	N/A	N/A	N/A	N/A



Price Cap Tariff Review Plan  
Manual Input of EUCL Rates - No PICC or MOU Rates

Total Jurisdiction  
(a)

ok  
ok  
ok

Price Cap Tariff Review Plan  
 Calculation of Minimum & Maximum EU Rates

Total Jurisdiction (a)	No Zone / Zone A (b)	Zone B (c)	Zone C (d)	Zone D (e)	Other Zone (f)
	N/A	N/A	N/A	N/A	N/A
	N/A	N/A	N/A	N/A	N/A
	N/A	N/A	N/A	N/A	N/A
N/A					
N/A					
	N/A	N/A	N/A	N/A	N/A
	N/A	N/A	N/A	N/A	N/A
	N/A	N/A	N/A	N/A	N/A
N/A					
	N/A	N/A	N/A	N/A	N/A
	N/A	N/A	N/A	N/A	N/A
	N/A	N/A	N/A	N/A	N/A
	N/A	N/A	N/A	N/A	N/A
	N/A	N/A	N/A	N/A	N/A
N/A					
N/A					
N/A					
	N/A	N/A	N/A	N/A	N/A

Price Cap Tariff Review Plan  
 Allocation of Pool Revenues to MLB PICC & MLB EUCL

Total Jurisdiction (a)	No Zone / Zone A (b)	Zone B (c)	Zone C (d)	Zone D (e)	Other Zone (f)
	N/A	N/A	N/A	N/A	N/A
	N/A	N/A	N/A	N/A	N/A
	N/A	N/A	N/A	N/A	N/A
	N/A	N/A	N/A	N/A	N/A
	N/A	N/A	N/A	N/A	N/A
	N/A	N/A	N/A	N/A	N/A
	N/A	N/A	N/A	N/A	N/A
	N/A	N/A	N/A	N/A	N/A
	N/A	N/A	N/A	N/A	N/A
	N/A	N/A	N/A	N/A	N/A
	N/A	N/A	N/A	N/A	N/A
	N/A	N/A	N/A	N/A	N/A
	N/A	N/A	N/A	N/A	N/A
	N/A	N/A	N/A	N/A	N/A
N/A					
N/A					
	N/A	N/A	N/A	N/A	N/A

Price Cap Tariff Review Plan  
Verification of Recovered CMT Revenue

Total Jurisdiction  
(a)

---

0  
0

0  
0

0

0

0

Agg.Rate 0

Agg.Rate  
0

0 ok

0  
0  
0

LEC	FCC	Delta	Flag
-----	-----	-------	------

---

		0.00	*
		0.00	*
		0.00	*
		0.00	*
		0.00	*
		0.00	*

0	0	0	*
0	0	0	*
0	0	0	*
0 Agg.Rate		0	*
0 Agg.Rate		0	*
0	0	0	*
0	0	0	*
0	0	0	*
			*
			*





Total - Jurisdictions 1 through 52

Price Cap Tariff Review Plan  
 Calculation of EUCL Limits, PICC Rate and CCL Rates

Total Jurisdiction (a)	No Zone / Zone A (b)	Zone B (c)	Zone C (d)	Zone D (e)	Other Zone * (f)
0	0	0	0	0	0
0	0	0	0	0	0
0	0	0	0	0	0
0	0	0	0	0	0
0	N/A	N/A	N/A	N/A	N/A
0	N/A	N/A	N/A	N/A	N/A
0	N/A	N/A	N/A	N/A	N/A
0	N/A	N/A	N/A	N/A	N/A
0	N/A	N/A	N/A	N/A	N/A
0	N/A	N/A	N/A	N/A	N/A
0	N/A	N/A	N/A	N/A	N/A
0	N/A	N/A	N/A	N/A	N/A
6.50	N/A	N/A	N/A	N/A	N/A
7.00	N/A	N/A	N/A	N/A	N/A
9.20	N/A	N/A	N/A	N/A	N/A
0.000000	N/A	N/A	N/A	N/A	N/A
0.000000	N/A	N/A	N/A	N/A	N/A
1.000000	N/A	N/A	N/A	N/A	N/A
0.000000	N/A	N/A	N/A	N/A	N/A

Total - Jurisdictions 1 through 52

Price Cap Tariff Review Plan  
Calculation of EUCL Limits, PICC Rate and CCL Rates

Total Jurisdiction (a)	No Zone / Zone A (b)	Zone B (c)	Zone C (d)	Zone D (e)	Other Zone * (f)
---------------------------	-------------------------	---------------	---------------	---------------	---------------------

0  
0  
0  
0  
0  
0  
0  
0

0

Juris 1 to 52	Juris 1 to 26	Juris 27 to 52
---------------	---------------	----------------

0.000000  
0  
0.000000  
0.000000  
0  
0  
0

0.000000  
0.000000  
0  
0.000000  
0.000000

0  
0  
0

0  
0  
0  
0

0  
0  
0

Total - Jurisdictions 1 through 52

Price Cap Tariff Review Plan  
Manual Input of EUCL Rates - No PICC or MOU Rates

Total Jurisdiction  
(a)

0  
0  
0

0  
0  
0  
0  
0

Total - Jurisdictions 1 through 52

Price Cap Tariff Review Plan  
 Calculation of Minimum & Maximum EU Rates

Total Jurisdiction (a)	No Zone / Zone A (b)	Zone B (c)	Zone C (d)	Zone D (e)	Other Zone * (f)
	0 N/A	N/A	N/A	N/A	N/A
	0 N/A	N/A	N/A	N/A	N/A
	0 N/A	N/A	N/A	N/A	N/A
N/A	0	0	0	0	0
N/A	Jurisdictional	Jurisdictional	Jurisdictional	Jurisdictional	Jurisdictional
	0.00	0.00	0.00	0.00	0
	0	0	0	0	0
	0 N/A	N/A	N/A	N/A	N/A
	0 N/A	N/A	N/A	N/A	N/A
	0	0	0	0	0
	0 N/A	N/A	N/A	N/A	N/A
N/A		0	0	0	0
	0 N/A	N/A	N/A	N/A	N/A
	0 N/A	N/A	N/A	N/A	N/A
	0	0	0	0	0
	0 N/A	N/A	N/A	N/A	N/A
	0.00	0	0	0	0
	0 N/A	N/A	N/A	N/A	N/A
	0.00 N/A	N/A	N/A	N/A	N/A
	0.00 N/A	N/A	N/A	N/A	N/A
	0.00 N/A	N/A	N/A	N/A	N/A
	0.00 N/A	N/A	N/A	N/A	N/A
N/A		0.00	0.00	0.00	0
N/A		0.00	0.00	0.00	0
N/A		0.00	0.00	0.00	0
	0	0	0	0	0
	0	0	0	0	0
	0	0	0	0	0
	0	0	0	0	0
	0 N/A	N/A	N/A	N/A	N/A

Total - Jurisdictions 1 through 52

Price Cap Tariff Review Plan  
 Allocation of Pool Revenues to MLB PICC & MLB EUCL

Total Jurisdiction (a)	No Zone / Zone A (b)	Zone B (c)	Zone C (d)	Zone D (e)	Other Zone * (f)	
Jurisdictional	0	N/A	N/A	N/A	N/A	
		N/A	N/A	N/A	N/A	
No Pooling		N/A	N/A	N/A	N/A	
No Pooling		N/A	N/A	N/A	N/A	
	0	N/A	N/A	N/A	N/A	
	0	N/A	N/A	N/A	N/A	
No Pooling		N/A	N/A	N/A	N/A	
	0	N/A	N/A	N/A	N/A	
	0	N/A	N/A	N/A	N/A	
No Pooling		N/A	N/A	N/A	N/A	
No Pooling		N/A	N/A	N/A	N/A	
	0	N/A	N/A	N/A	N/A	
No Pooling		N/A	N/A	N/A	N/A	
	0	N/A	N/A	N/A	N/A	
	0	N/A	N/A	N/A	N/A	
	0	N/A	N/A	N/A	N/A	
	0	N/A	N/A	N/A	N/A	
N/A	0		0	0	0	0
	No Pooling	No Pooling	No Pooling	No Pooling	No Pooling	No Pooling
	0	0	0	0	0	0
No Pooling	No Pooling	No Pooling	No Pooling	No Pooling	No Pooling	No Pooling
N/A	No Pooling	No Pooling	No Pooling	No Pooling	No Pooling	No Pooling
	0	0	0	0	0	0
	0	N/A	N/A	N/A	N/A	N/A

Total - Jurisdictions 1 through 52

Price Cap Tariff Review Plan  
Verification of Recovered CMT Revenue

Total Jurisdiction  
(a)

0  
0

0  
0

0

0

0

0

EUCL revenue to be recovered by jurisdictional EUCL rates only

0

PICC revenue to be recovered by jurisdictional PICC rates only

0

CCL revenue to be recovered by jurisdictional CCL rates only

0

EUCL, PICC, and CCL revenue to be recovered by jurisdictional rates only

0

over- or under-recovery, as it relates to jurisdictional rates only

0

0

0



Subtotal - Jurisdictions 27 through 52

Price Cap Tariff Review Plan  
 Calculation of EUCL Limits, PICC Rate and CCL Rates

Total Jurisdiction (a)	No Zone / Zone A (b)	Zone B (c)	Zone C (d)	Zone D (e)	Other Zone * (f)
0	0	0	0	0	0
0	0	0	0	0	0
0	0	0	0	0	0
0	0	0	0	0	0
0	N/A	N/A	N/A	N/A	N/A
0	N/A	N/A	N/A	N/A	N/A
0	N/A	N/A	N/A	N/A	N/A
0	N/A	N/A	N/A	N/A	N/A
0	N/A	N/A	N/A	N/A	N/A
0	N/A	N/A	N/A	N/A	N/A
0	N/A	N/A	N/A	N/A	N/A
6.50	N/A	N/A	N/A	N/A	N/A
7.00	N/A	N/A	N/A	N/A	N/A
9.20	N/A	N/A	N/A	N/A	N/A
4.31	N/A	N/A	N/A	N/A	N/A
0.000000	N/A	N/A	N/A	N/A	N/A
0.0000	N/A	N/A	N/A	N/A	N/A
0.000000	N/A	N/A	N/A	N/A	N/A





Subtotal - Jurisdictions 27 through 52

Price Cap Tariff Review Plan  
Manual Input of EUCL Rates - No PICC or MOU Rates

Total Jurisdiction  
(a)

---

Subtotal - Jurisdictions 27 through 52

Price Cap Tariff Review Plan  
Calculation of Minimum & Maximum EU Rates

Total Jurisdiction (a)	No Zone / Zone A (b)	Zone B (c)	Zone C (d)	Zone D (e)	Other Zone * (f)
0	N/A	N/A	N/A	N/A	N/A
0	N/A	N/A	N/A	N/A	N/A
0	N/A	N/A	N/A	N/A	N/A
0	N/A	N/A	N/A	N/A	N/A
N/A	0	0	0	0	0
N/A	Jurisdictional	Jurisdictional	Jurisdictional	Jurisdictional	Jurisdictional
0		0	0	0	0
0	N/A	0	0	0	0
0	N/A	N/A	N/A	N/A	N/A
0	N/A	N/A	N/A	N/A	N/A
0	N/A	0	0	0	0
0	N/A	N/A	N/A	N/A	N/A
N/A		0	0	0	0
0	N/A	N/A	N/A	N/A	N/A
0	N/A	N/A	N/A	N/A	N/A
0		0	0	0	0
0	N/A	0	0	0	0
0	N/A	N/A	N/A	N/A	N/A
0	N/A	N/A	N/A	N/A	N/A
0	N/A	N/A	N/A	N/A	N/A
0	N/A	N/A	N/A	N/A	N/A
N/A		0	0	0	0
N/A		0	0	0	0
N/A		0	0	0	0
0		0	0	0	0
0		0	0	0	0
0		0	0	0	0
0		0	0	0	0
0	N/A	N/A	N/A	N/A	N/A

Subtotal - Jurisdictions 27 through 52

Price Cap Tariff Review Plan  
Allocation of Pool Revenues to MLB PICC & MLB EUCL

Total Jurisdiction (a)	No Zone / Zone A (b)	Zone B (c)	Zone C (d)	Zone D (e)	Other Zone * (f)		
Jurisdictional	0	N/A	N/A	N/A	N/A	N/A	
		N/A	N/A	N/A	N/A	N/A	
No Pooling		N/A	N/A	N/A	N/A	N/A	
No Pooling		N/A	N/A	N/A	N/A	N/A	
	0	N/A	N/A	N/A	N/A	N/A	
	0	N/A	N/A	N/A	N/A	N/A	
No Pooling		N/A	N/A	N/A	N/A	N/A	
	0	N/A	N/A	N/A	N/A	N/A	
	0	N/A	N/A	N/A	N/A	N/A	
No Pooling		N/A	N/A	N/A	N/A	N/A	
No Pooling		N/A	N/A	N/A	N/A	N/A	
	0	N/A	N/A	N/A	N/A	N/A	
	0	N/A	N/A	N/A	N/A	N/A	
No Pooling		N/A	N/A	N/A	N/A	N/A	
	0	N/A	N/A	N/A	N/A	N/A	
	0	N/A	N/A	N/A	N/A	N/A	
	0	N/A	N/A	N/A	N/A	N/A	
N/A	0	No Pooling	0	No Pooling	0	No Pooling	0
	0	No Pooling	0	No Pooling	0	No Pooling	0
No Pooling		No Pooling	0	No Pooling	0	No Pooling	0
N/A		No Pooling	0	No Pooling	0	No Pooling	0
	0	No Pooling	0	No Pooling	0	No Pooling	0
	0	N/A	N/A	N/A	N/A	N/A	

Total - Jurisdictions 27 through 52

Price Cap Tariff Review Plan  
Verification of Recovered CMT Revenue

Total Jurisdiction  
(a)

0  
0

0  
0

0

0

0

0  
0

0

0

0

0

0

0



Total - Jurisdictions 1 through 52

Price Cap Tariff Review Plan  
 Calculation of EUCL Limits, PICC Rate and CCL Rates

Total (a)	No Zone / Zone A (b)	Zone B (c)	Zone C (d)	Zone D (e)	Other Zone (f)
0	0	0	0	0	0
0	0	0	0	0	0
0	0	0	0	0	0
0	0	0	0	0	0
0					
0					
0					
0					
0					
0					
0					
6.50					
7.00					
9.20					
0.000000					
Juris 1 to 52	Juris 1 to 26	Juris 27 to 52			
0.000000					
0.000000					
0.000000					





Total - Jurisdictions 1 through 52

Price Cap Tariff Review Plan  
Manual Input of EUCL Rates - No PICC or MOU Rates

Total  
(a)

---

0  
0  
0

0  
0  
0  
0  
0

Total - Jurisdictions 1 through 52

Price Cap Tariff Review Plan  
Calculation of Minimum & Maximum EU Rates

Total (a)	No Zone / Zone A (b)	Zone B (c)	Zone C (d)	Zone D (e)	Other Zone (f)
0					
0					
0					
0	0	0	0	0	0
0	0	0	0	0	0
0	0	0	0	0	0
0	0	0	0	0	0
0	0	0	0	0	0
0					
0	0	0	0	0	0
0	0	0	0	0	0
0	0	0	0	0	0
0	0	0	0	0	0
0					

Total - Jurisdictions 1 through 52

Price Cap Tariff Review Plan  
Allocation of Pool Revenues to MLB PICC & MLB EUCL

Total (a)	No Zone / Zone A (b)	Zone B (c)	Zone C (d)	Zone D (e)	Other Zone (f)
0					
0					
0					
0					
0					
0					
0	0	0	0	0	0
0	0	0	0	0	0
0	0	0	0	0	0
0					

Total - Jurisdictions 1 through 52

Price Cap Tariff Review Plan  
Verification of Recovered CMT Revenue

Total  
(a)

0  
0  
0  
0  
0  
0  
0

Juris 1 to 52

Juris 1 to 26 Juris 27 to 52

0  
0  
0  
0  
0

EUCL revenue to be recovered by jurisdictional EUCL rates only  
PICC revenue to be recovered by jurisdictional PICC rates only  
  
CCL revenue to be recovered by jurisdictional CCL rates only  
EUCL, PICC, and CCL revenue to be recovered by jurisdictional rates only  
over- or under-recovery, as it relates to jurisdictional rates only

0  
0  
0





Total - Jurisdictions 27 through 52

Price Cap Tariff Review Plan  
Calculation of EUCL Limits, PICC Rate and CCL Rates

Total (a)	No Zone / Zone A (b)	Zone B (c)	Zone C (d)	Zone D (e)	Other Zone (f)
0	0	0	0	0	0
0	0	0	0	0	0
0	0	0	0	0	0
0	0	0	0	0	0
0					
0					
0					
0					
0					
0					
0					
0.000000					
0.0000					
0.000000					







Total - Jurisdictions 27 through 52

Price Cap Tariff Review Plan  
Calculation of Minimum & Maximum EU Rates

Total (a)	No Zone / Zone A (b)	Zone B (c)	Zone C (d)	Zone D (e)	Other Zone (f)
0					
0					
0					
0	0	0	0	0	0
0	0	0	0	0	0
0	0	0	0	0	0
0	0	0	0	0	0
0	0	0	0	0	0
0					
0	0	0	0	0	0
0	0	0	0	0	0
0	0	0	0	0	0
0	0	0	0	0	0
0					

Total - Jurisdictions 27 through 52

Price Cap Tariff Review Plan  
Allocation of Pool Revenues to MLB PICC & MLB EUCL

Total (a)	No Zone / Zone A (b)	Zone B (c)	Zone C (d)	Zone D (e)	Other Zone (f)
0					
0					
0					
0					
0					
0					
0	0	0	0	0	0
0	0	0	0	0	0
0	0	0	0	0	0
0					

Total - Jurisdictions 27 through 52

Price Cap Tariff Review Plan  
Verification of Recovered CMT Revenue

Total  
(a)

0  
0  
0  
0  
0  
0  
0  
0

0 EUCL revenue to be recovered by jurisdictional EUCL rates only  
0 PICC revenue to be recovered by jurisdictional PICC rates only  
0 CCL revenue to be recovered by jurisdictional CCL rates only  
0 EUCL, PICC, and CCL revenue to be recovered by jurisdictional rates only  
0 over- or under-recovery, as it relates to jurisdictional rates only

0  
0  
0

