

Filing Date (enter w/leading '): 06/16/2015 2015 Annual Filing? (Y/N) y
 Tariff Entity (4 character COSA code): PTNV Initial CALLS Restructure? n
 Transmittal Number (enter w/leading '): 280
 Filing Name: PTNV 2015 LFAF - (PTNVAN15.xls)

Do you have an extension of X-factor rules? n
 EOPYDate (enter w/leading ') 7/1/2015
 Total # Juris (sheets B&C):(up to 52 allowed) 0

KEY (Erase text & color before filing):

Data entry

Conditional Formatting: Cell expecting data

- 1) Uses multiplicative SBI Upper limits
- 2) Chart check sheets begin at row 1001
- 3) ANALYZER (18 pages) starts in column DG.

	Juris 1-26	Juris 27-52
Jurisdictional SLCs?	n	n
Jurisdictional PICCs?	n	n
Jurisdictional MOU?	n	n
Jurisdictional Targeting?	n	
Mixed Jurisdictional SPM?	n	

[enter N if fewer than 27 jurisdictions or want to calc combined Agg Rates for Juris 1 thru 52)

IND-1 chart, Page 1. Arrow right for next chart.
 Page down 60 for next page.
 To Print, Use Manual Compression = 63% and Landscape Mode.

To print **Sheet A TRP** reports, press "CTRL+SHIFT+P"
 To print **jurisdictional input** data, press "CTRL+SHIFT+J"
 To print jurisdictional YZE data, press "CTRL+SHIFT+Y"

Price Cap Tariff Review Plan
 Indices

	PROPOSED PCI (A)	PROPOSED API (B)	PROPOSED SBI (C)	PROPOSED SBI LIMIT (D)	EXISTING PCI (E)	EXISTING API (F)	EXISTING SBI (G)	EXISTING SBI LIMIT (H)	7/1/2015 PCI (I)	7/1/2015 SBI (J)
600 Interexchange Basket	0.0000	0.0000	N/A	N/A	0.0000	0.0000	0.0000	0.0000	N/A	N/A
Special Access Basket										
720 VG/WATS, Met, Tgh - Special	N/A	N/A	77.7333	81.6694	N/A	N/A	77.7333	81.6325	N/A	77.7333
721 VG Spec Density Zone 1	N/A	N/A	0.0000	0.0000	N/A	N/A	0.0000	0.0000	N/A	0.0000
722 VG Spec Density Zone 2	N/A	N/A	0.0000	0.0000	N/A	N/A	0.0000	0.0000	N/A	0.0000
723 VG Spec Density Zone 3	N/A	N/A	0.0000	0.0000	N/A	N/A	0.0000	0.0000	N/A	0.0000
724 VG Spec Density Zone 4	N/A	N/A	0.0000	0.0000	N/A	N/A	0.0000	0.0000	N/A	0.0000
725 VG Spec Density Zone 5	N/A	N/A	0.0000	0.0000	N/A	N/A	0.0000	0.0000	N/A	0.0000
726 VG Spec Density Zone 6	N/A	N/A	0.0000	0.0000	N/A	N/A	0.0000	0.0000	N/A	0.0000
727 VG Spec Density Zone 7	N/A	N/A	0.0000	0.0000	N/A	N/A	0.0000	0.0000	N/A	0.0000
730 Audio & Video	N/A	N/A	89.5641	94.0568	N/A	N/A	89.5641	94.0503	N/A	89.5641
731 Audio/Video Density Zone 1	N/A	N/A	0.0000	0.0000	N/A	N/A	0.0000	0.0000	N/A	0.0000
732 Audio/Video Density Zone 2	N/A	N/A	0.0000	0.0000	N/A	N/A	0.0000	0.0000	N/A	0.0000
733 Audio/Video Density Zone 3	N/A	N/A	0.0000	0.0000	N/A	N/A	0.0000	0.0000	N/A	0.0000
734 Audio/Video Density Zone 4	N/A	N/A	0.0000	0.0000	N/A	N/A	0.0000	0.0000	N/A	0.0000
735 Audio/Video Density Zone 5	N/A	N/A	0.0000	0.0000	N/A	N/A	0.0000	0.0000	N/A	0.0000
736 Audio/Video Density Zone 6	N/A	N/A	0.0000	0.0000	N/A	N/A	0.0000	0.0000	N/A	0.0000
737 Audio/Video Density Zone 7	N/A	N/A	0.0000	0.0000	N/A	N/A	0.0000	0.0000	N/A	0.0000
740 High Cap & DDS - Special	N/A	N/A	69.8895	73.4285	N/A	N/A	69.8895	73.3953	N/A	69.8895
750 DS-1 SubCat - Special	N/A	N/A	77.9605	81.9082	N/A	N/A	77.9605	81.8711	N/A	77.9605
751 DS1 Spec Density Zone 1	N/A	N/A	0.0000	0.0000	N/A	N/A	0.0000	0.0000	N/A	0.0000
752 DS1 Spec Density Zone 2	N/A	N/A	0.0000	0.0000	N/A	N/A	0.0000	0.0000	N/A	0.0000
753 DS1 Spec Density Zone 3	N/A	N/A	0.0000	0.0000	N/A	N/A	0.0000	0.0000	N/A	0.0000
754 DS1 Spec Density Zone 4	N/A	N/A	0.0000	0.0000	N/A	N/A	0.0000	0.0000	N/A	0.0000
755 DS1 Spec Density Zone 5	N/A	N/A	0.0000	0.0000	N/A	N/A	0.0000	0.0000	N/A	0.0000
756 DS1 Spec Density Zone 6	N/A	N/A	0.0000	0.0000	N/A	N/A	0.0000	0.0000	N/A	0.0000
757 DS1 Spec Density Zone 7	N/A	N/A	0.0000	0.0000	N/A	N/A	0.0000	0.0000	N/A	0.0000
760 DS-3 SubCat - Special	N/A	N/A	66.6338	70.0080	N/A	N/A	66.6338	69.9763	N/A	66.6338
761 DS3 Spec Density Zone 1	N/A	N/A	0.0000	0.0000	N/A	N/A	0.0000	0.0000	N/A	0.0000
762 DS3 Spec Density Zone 2	N/A	N/A	0.0000	0.0000	N/A	N/A	0.0000	0.0000	N/A	0.0000
763 DS3 Spec Density Zone 3	N/A	N/A	0.0000	0.0000	N/A	N/A	0.0000	0.0000	N/A	0.0000
764 DS3 Spec Density Zone 4	N/A	N/A	0.0000	0.0000	N/A	N/A	0.0000	0.0000	N/A	0.0000
765 DS3 Spec Density Zone 5	N/A	N/A	0.0000	0.0000	N/A	N/A	0.0000	0.0000	N/A	0.0000
766 DS3 Spec Density Zone 6	N/A	N/A	0.0000	0.0000	N/A	N/A	0.0000	0.0000	N/A	0.0000
767 DS3 Spec Density Zone 7	N/A	N/A	0.0000	0.0000	N/A	N/A	0.0000	0.0000	N/A	0.0000
770 DDS&Other Sp Density Zone 1	N/A	N/A	0.0000	0.0000	N/A	N/A	0.0000	0.0000	N/A	0.0000
771 DDS&Other Sp Density Zone 2	N/A	N/A	0.0000	0.0000	N/A	N/A	0.0000	0.0000	N/A	0.0000
772 DDS&Other Sp Density Zone 3	N/A	N/A	0.0000	0.0000	N/A	N/A	0.0000	0.0000	N/A	0.0000
773 DDS&Other Sp Density Zone 4	N/A	N/A	0.0000	0.0000	N/A	N/A	0.0000	0.0000	N/A	0.0000
774 DDS&Other Sp Density Zone 5	N/A	N/A	0.0000	0.0000	N/A	N/A	0.0000	0.0000	N/A	0.0000
775 DDS&Other Sp Density Zone 6	N/A	N/A	0.0000	0.0000	N/A	N/A	0.0000	0.0000	N/A	0.0000
776 DDS&Other Sp Density Zone 7	N/A	N/A	0.0000	0.0000	N/A	N/A	0.0000	0.0000	N/A	0.0000
790 Wideband	N/A	N/A	0.0000	0.0000	N/A	N/A	0.0000	0.0000	N/A	0.0000
791 WB Density Zone 1	N/A	N/A	0.0000	0.0000	N/A	N/A	0.0000	0.0000	N/A	0.0000
792 WB Density Zone 2	N/A	N/A	0.0000	0.0000	N/A	N/A	0.0000	0.0000	N/A	0.0000
793 WB Density Zone 3	N/A	N/A	0.0000	0.0000	N/A	N/A	0.0000	0.0000	N/A	0.0000
794 WB Density Zone 4	N/A	N/A	0.0000	0.0000	N/A	N/A	0.0000	0.0000	N/A	0.0000
795 WB Density Zone 5	N/A	N/A	0.0000	0.0000	N/A	N/A	0.0000	0.0000	N/A	0.0000
796 WB Density Zone 6	N/A	N/A	0.0000	0.0000	N/A	N/A	0.0000	0.0000	N/A	0.0000
797 WB Density Zone 7	N/A	N/A	0.0000	0.0000	N/A	N/A	0.0000	0.0000	N/A	0.0000
899 Total Special Access	56.7557	56.6798	N/A	N/A	56.7300	56.6798	N/A	N/A	56.7213	N/A

Price Cap Tariff Review Plan
 Indices

	PROPOSED PCI (A)	PROPOSED API (B)	PROPOSED SBI (C)	PROPOSED SBI LIMIT (D)	EXISTING PCI (E)	EXISTING API (F)	EXISTING SBI (G)	EXISTING SBI LIMIT (H)	7/1/2015 PCI (I)	7/1/2015 SBI (J)
600 Interexchange Basket						0.0000			N/A	
Special Access Basket										
720 VG/WATS, Met, Tgh - Special							77.7333	81.6325		77.7333
721 VG Spec Density Zone 1							0.0000	0.0000		0.0000
722 VG Spec Density Zone 2							0.0000	0.0000		0.0000
723 VG Spec Density Zone 3							0.0000	0.0000		0.0000
724 VG Spec Density Zone 4							0.0000	0.0000		0.0000
725 VG Spec Density Zone 5							0.0000	0.0000		0.0000
726 VG Spec Density Zone 6							0.0000	0.0000		0.0000
727 VG Spec Density Zone 7							0.0000	0.0000		0.0000
730 Audio & Video							89.5641	94.0503		89.5641
731 Audio/Video Density Zone 1							0.0000	0.0000		0.0000
732 Audio/Video Density Zone 2							0.0000	0.0000		0.0000
733 Audio/Video Density Zone 3							0.0000	0.0000		0.0000
734 Audio/Video Density Zone 4							0.0000	0.0000		0.0000
735 Audio/Video Density Zone 5							0.0000	0.0000		0.0000
736 Audio/Video Density Zone 6							0.0000	0.0000		0.0000
737 Audio/Video Density Zone 7							0.0000	0.0000		0.0000
740 High Cap & DDS - Special							69.8895	73.3953		69.8895
750 DS-1 SubCat - Special							77.9605	81.8711		77.9605
751 DS1 Spec Density Zone 1							0.0000	0.0000		0.0000
752 DS1 Spec Density Zone 2							0.0000	0.0000		0.0000
753 DS1 Spec Density Zone 3							0.0000	0.0000		0.0000
754 DS1 Spec Density Zone 4							0.0000	0.0000		0.0000
755 DS1 Spec Density Zone 5							0.0000	0.0000		0.0000
756 DS1 Spec Density Zone 6							0.0000	0.0000		0.0000
757 DS1 Spec Density Zone 7							0.0000	0.0000		0.0000
760 DS-3 SubCat - Special							66.6338	69.9763		66.6338
761 DS3 Spec Density Zone 1							0.0000	0.0000		0.0000
762 DS3 Spec Density Zone 2							0.0000	0.0000		0.0000
763 DS3 Spec Density Zone 3							0.0000	0.0000		0.0000
764 DS3 Spec Density Zone 4							0.0000	0.0000		0.0000
765 DS3 Spec Density Zone 5							0.0000	0.0000		0.0000
766 DS3 Spec Density Zone 6							0.0000	0.0000		0.0000
767 DS3 Spec Density Zone 7							0.0000	0.0000		0.0000
770 DDS&Other Sp Density Zone 1							0.0000	0.0000		0.0000
771 DDS&Other Sp Density Zone 2							0.0000	0.0000		0.0000
772 DDS&Other Sp Density Zone 3							0.0000	0.0000		0.0000
773 DDS&Other Sp Density Zone 4							0.0000	0.0000		0.0000
774 DDS&Other Sp Density Zone 5							0.0000	0.0000		0.0000
775 DDS&Other Sp Density Zone 6							0.0000	0.0000		0.0000
776 DDS&Other Sp Density Zone 7							0.0000	0.0000		0.0000
790 Wideband							0.0000	0.0000		0.0000
791 WB Density Zone 1							0.0000	0.0000		0.0000
792 WB Density Zone 2							0.0000	0.0000		0.0000
793 WB Density Zone 3							0.0000	0.0000		0.0000
794 WB Density Zone 4							0.0000	0.0000		0.0000
795 WB Density Zone 5							0.0000	0.0000		0.0000
796 WB Density Zone 6							0.0000	0.0000		0.0000
797 WB Density Zone 7							0.0000	0.0000		0.0000
899 Total Special Access							N/A	N/A	56.7213	N/A

PCI-1 chart starts in cell Q255 below. Arrow right for next chart.

To Print, Use Manual Compression = 63% and Landscape Mode.

Price Cap Tariff Review Plan
 PCI Development

	Source	INTER-EXCHANGE BASKET	SPECIAL ACCESS BASKET
		(A)	(B)
600 GDP-PI	Input	0.0130	0.0130
610 Productivity Factor (X)	col.A:3.0; col.B:r600, exc. for COSA w/X extension	3.0000	0.0130
620 GDP-PI - X	r600-r610	-2.9870	0.0000
680 Existing PCI	Input	0.0000	56.7300
710 Delta Z	EXG1,c.S	0	16,156
720 R(t-1)	SUM1,c.A	0	35,680,037
740 Delta Z/R	r710/r720*100	0.0000	0.0453
750 W	100+r740	0.0000	100.0453
760 W*(GDP-PI - X)	r750*r620/100	0.0000	0.0000
970 Prop. PCI (NonExog Only: Annual Filing SBI Upper Limit calculations only)	col.B: r680*(1+r620/100)	N/A	56.7300
980 Proposed PCI	col.A&B: r680*(1+r760/100+r740/100)	0.0000	56.7557

NOTES:

- (1) Display indexes and factors as percent to four decimal places (e.g., display 100% as 100.000).
- (2) Display revenues as whole numbers.

Price Cap Tariff Review Plan
 PCI Development

	Source	INTER-EXCHANGE BASKET	SPECIAL ACCESS BASKET
		(A)	(B)
600 GDP-PI	Input	0.0130	0.0130
610 Productivity Factor (X)	col.A:3.0; col.B:r600, exc. for COSA w/X extension	3.0000	0.0130
620 GDP-PI - X	r600-r610	-2.9870	0.0000
680 Existing PCI	Input	0.0000	56.7300
710 Delta Z	EXG1,c.S	0	16,156
720 R(t-1)	SUM1,c.A	0	35,680,037
740 Delta Z/R	r710/r720*100	0.0000	0.0453
750 W	100+r740	0.0000	100.0453
760 W*(GDP-PI - X)	r750*r620/100	0.0000	0.0000
970 Prop. PCI (NonExog Only: Annual Filing SBI Upper Limit calculations only)	col.B: r680*(1+r620/100)	N/A	56.7300
980 Proposed PCI	col.A&B: r680*(1+r760/100+r740/100)	0.0000	56.7557

NOTES:

- (1) Display indexes and factors as percent to four decimal places (e.g., display 100% as 100.000).
- (2) Display revenues as whole numbers.

SUM-1 chart. Arrow right for next chart.

To Print, Use Manual Compression = 63% and Landscape Mode.

Price Cap Tariff Review Plan
 Price Out Summary

	BASE PERIOD DEMAND x RATES AT LAST PCI UPDATE (A)	BASE PERIOD DEMAND x CURRENT RATES (B)	BASE PERIOD DEMAND x PROPOSED RATES (C)	BASE PER DMD x CURR RATES minus BASE PER DMD x RATES AT LAST PCI UPDATE (D) = (B) - (A)	BASE PER DMD x PROP RATES minus BASE PER DMD x CURRENT RATES (E) = (C) - (B)
Common Line Basket					
100 End User Common Line	6,621,854	6,621,854	6,677,647	0	55,793
110 Common Line per MOU	0	0	0	0	0
112 PICC Common Line	0	0	0	0	0
115 Other Common Line	0	0	0	0	0
118 USAC Receipts	2,292,982	2,292,982	2,292,982	0	0
120 Total Common Line	8,914,835	8,914,835	8,970,628	0	55,793
Interexchange Basket					
230 Total Interexchange	0	0	0	0	0
Special Access Basket					
300 VoiceGrade,WATS,Met&Tgh: Special	74,358	74,358	74,358	0	0
310 Audio & Video	0	0	0	0	0
320 High Caps & DDS: Special	35,605,679	35,605,679	35,605,679	0	0
330 Wideband	0	0	0	0	0
340 Total Special Access	35,680,037	35,680,037	35,680,037	0	0
400 Total	44,594,872	44,594,872	44,650,665	0	55,793

Note: Display whole numbers for rows 100 through 400.

Price Caps Tariff Review Plan
 Price Out Summary

	BASE PERIOD DEMAND x RATES AT LAST PCI UPDATE (A)	BASE PERIOD DEMAND x CURRENT RATES (B)	BASE PERIOD DEMAND x PROPOSED RATES (C)	BASE PER DMD x CURR RATES minus BASE PER DMD x RATES AT LAST PCI UPDATE (D) = (B) - (A)	BASE PER DMD x PROP RATES minus BASE PER DMD x CURRENT RATES (E) = (C) - (B)
Common Line Basket					
100 End User Common Line	6,621,854	6,621,854	6,677,647	0	55,793
110 Common Line per MOU	0	0	0	0	0
112 PICC Common Line	0	0	0	0	0
115 Other Common Line	0	0	0	0	0
118 USAC Receipts	2,292,982	2,292,982	2,292,982	0	0
120 Total Common Line	8,914,835	8,914,835	8,970,628	0	55,793
	8,914,835	8,914,835	8,970,628	0	55,793
Interexchange Basket					
230 Total Interexchange	0	0	0	0	0
Special Access Basket					
300 VoiceGrade,WATS,Met&Tgh: Special	74,358	74,358	74,358	0	0
310 Audio & Video	0	0	0	0	0
320 High Caps & DDS: Special	35,605,679	35,605,679	35,605,679	0	0
330 Wideband	0	0	0	0	0
340 Total Special Access	35,680,037	35,680,037	35,680,037	0	0
	35,680,037	35,680,037	35,680,037	0	0
400 Total	44,594,872	44,594,872	44,650,665	0	55,793

Note: Display whole numbers for rows 100 through 400.

EXG-1 chart, Page 1. Arrow down for next page and EXG-2 chart. Arrow right for next chart.
Page down 60 for next page.
To Print, Use Manual Compression = 63% and Landscape Mode.

Price Cap Tariff Review Plan
 Exogenous Cost Changes

	SALE OF EXCHANGES	REGULATORY FEES	EXCESS DEFERRED TAXES	ITC AMORTIZ.	REMOVAL OF LOW END ADJUSTMENT	TRUEUP PRIOR SHARING / LOW END ADJUSTMENT	CURRENT LOW END ADJUSTMENT	TELECOMM. RELAY SERVICES	REG/NON-REG
	(A)	(B)	(C)	(D)	(E)	(F)	(G)	(H)	(I)
COMMON LINE Revenue Effect									
100 Depreciation Expense	N/A	N/A	N/A	N/A	N/A	N/A	N/A	N/A	N/A
110 Expense less Depreciation	N/A	N/A	N/A	N/A	N/A	N/A	N/A	N/A	N/A
120 Taxes less F.I.T.	N/A	N/A	N/A	N/A	N/A	N/A	N/A	N/A	N/A
130 Net Return	N/A	N/A	N/A	N/A	N/A	N/A	N/A	N/A	N/A
140 F.I.T.	N/A	N/A	N/A	N/A	N/A	N/A	N/A	N/A	N/A
150 Uncollectible Rev. & Other Adj.	N/A	N/A	N/A	N/A	N/A	N/A	N/A	N/A	N/A
160 Revenue Effects	0	(1,784)	0	1,090	0	0	0	56,487	0
INTEREXCHANGE Revenue Effect									
700 Depreciation Expense	N/A	N/A	N/A	N/A	N/A	N/A	N/A	N/A	N/A
710 Expense less Depreciation	N/A	N/A	N/A	N/A	N/A	N/A	N/A	N/A	N/A
720 Taxes less F.I.T.	N/A	N/A	N/A	N/A	N/A	N/A	N/A	N/A	N/A
730 Net Return	N/A	N/A	N/A	N/A	N/A	N/A	N/A	N/A	N/A
740 F.I.T.	N/A	N/A	N/A	N/A	N/A	N/A	N/A	N/A	N/A
750 Uncollectible Rev. & Other Adj.	N/A	N/A	N/A	N/A	N/A	N/A	N/A	N/A	N/A
760 Revenue Effects	0	0	0	0	0	0	0	0	0
SPECIAL Access Revenue Effect									
1300 Depreciation Expense	N/A	N/A	N/A	N/A	N/A	N/A	N/A	N/A	N/A
1310 Expense less Depreciation	N/A	N/A	N/A	N/A	N/A	N/A	N/A	N/A	N/A
1320 Taxes less F.I.T.	N/A	N/A	N/A	N/A	N/A	N/A	N/A	N/A	N/A
1330 Net Return	N/A	N/A	N/A	N/A	N/A	N/A	N/A	N/A	N/A
1340 F.I.T.	N/A	N/A	N/A	N/A	N/A	N/A	N/A	N/A	N/A
1350 Uncollectible Rev. & Other Adj.	N/A	N/A	N/A	N/A	N/A	N/A	N/A	N/A	N/A
1360 Revenue Effects	0	(392)	0	4,140	0	0	0	12,408	0

NOTE: (1) Total may not equal sum of changes due to interactive effects.
 (2) Display whole numbers.

Price Cap Tariff Review Plan
 Exogenous Cost Changes

DESCRIPTION:	NANPA		TBNP (incl. reversal)		OTHER (3)	OTHER (4)	OTHER (5)	OTHER (6)	OTHER (7)	OTHER (8)	OTHER (9)	TOTAL
	OTHER (1)	OTHER (2)	OTHER (2)	OTHER (2)								
	(J)	(K)	(L)	(M)	(N)	(O)	(P)	(Q)	(R)	(S)		
COMMON LINE Revenue Effect												
100 Depreciation Expense	N/A	N/A	N/A	N/A	N/A	N/A	N/A	N/A	N/A	N/A	N/A	N/A
110 Expense less Depreciation	N/A	N/A	N/A	N/A	N/A	N/A	N/A	N/A	N/A	N/A	N/A	N/A
120 Taxes less F.I.T.	N/A	N/A	N/A	N/A	N/A	N/A	N/A	N/A	N/A	N/A	N/A	N/A
130 Net Return	N/A	N/A	N/A	N/A	N/A	N/A	N/A	N/A	N/A	N/A	N/A	N/A
140 F.I.T.	N/A	N/A	N/A	N/A	N/A	N/A	N/A	N/A	N/A	N/A	N/A	N/A
150 Uncollectible Rev. & Other Adj.	N/A	N/A	N/A	N/A	N/A	N/A	N/A	N/A	N/A	N/A	N/A	N/A
160 Revenue Effects	0	0	0	0	0	0	0	0	0	0	0	55,793
INTEREXCHANGE Revenue Effect												
700 Depreciation Expense	N/A	N/A	N/A	N/A	N/A	N/A	N/A	N/A	N/A	N/A	N/A	N/A
710 Expense less Depreciation	N/A	N/A	N/A	N/A	N/A	N/A	N/A	N/A	N/A	N/A	N/A	N/A
720 Taxes less F.I.T.	N/A	N/A	N/A	N/A	N/A	N/A	N/A	N/A	N/A	N/A	N/A	N/A
730 Net Return	N/A	N/A	N/A	N/A	N/A	N/A	N/A	N/A	N/A	N/A	N/A	N/A
740 F.I.T.	N/A	N/A	N/A	N/A	N/A	N/A	N/A	N/A	N/A	N/A	N/A	N/A
750 Uncollectible Rev. & Other Adj.	N/A	N/A	N/A	N/A	N/A	N/A	N/A	N/A	N/A	N/A	N/A	N/A
760 Revenue Effects	0	0	0	0	0	0	0	0	0	0	0	0
SPECIAL Access Revenue Effect												
1300 Depreciation Expense	N/A	N/A	N/A	N/A	N/A	N/A	N/A	N/A	N/A	N/A	N/A	N/A
1310 Expense less Depreciation	N/A	N/A	N/A	N/A	N/A	N/A	N/A	N/A	N/A	N/A	N/A	N/A
1320 Taxes less F.I.T.	N/A	N/A	N/A	N/A	N/A	N/A	N/A	N/A	N/A	N/A	N/A	N/A
1330 Net Return	N/A	N/A	N/A	N/A	N/A	N/A	N/A	N/A	N/A	N/A	N/A	N/A
1340 F.I.T.	N/A	N/A	N/A	N/A	N/A	N/A	N/A	N/A	N/A	N/A	N/A	N/A
1350 Uncollectible Rev. & Other Adj.	N/A	N/A	N/A	N/A	N/A	N/A	N/A	N/A	N/A	N/A	N/A	N/A
1360 Revenue Effects	0	0	0	0	0	0	0	0	0	0	0	16,156

NOTE: (1) Total may not equal sum of changes due to interactive effects.
 (2) Display whole numbers.

Other Exog

<u>Common Line Basket</u>	
100 Total Common Line	55,793
<u>Interexchange Basket</u>	
600 Total Interexchange	0
<u>Special Access Basket</u>	
700 VG,MT,TGH SP (undesigned)	0
701 VG Spec Density Zone 1	0
702 VG Spec Density Zone 2	0
703 VG Spec Density Zone 3	0
704 VG Spec Density Zone 4	0
705 VG Spec Density Zone 5	0
706 VG Spec Density Zone 6	0
707 VG Spec Density Zone 7	0
710 Audio & Video (undesigned)	0
711 Audio/Video Density Zone 1	0
712 Audio/Video Density Zone 2	0
713 Audio/Video Density Zone 3	0
714 Audio/Video Density Zone 4	0
715 Audio/Video Density Zone 5	0
716 Audio/Video Density Zone 6	0
717 Audio/Video Density Zone 7	0
720 High Cap & DDS SP (undesigned)	0
730 DS-1 SubCat SP (undesigned)	0
731 DS1 Spec Density Zone 1	0
732 DS1 Spec Density Zone 2	0
733 DS1 Spec Density Zone 3	0
734 DS1 Spec Density Zone 4	0
735 DS1 Spec Density Zone 5	0
736 DS1 Spec Density Zone 6	0
737 DS1 Spec Density Zone 7	0
740 DS-3 SubCat SP (undesigned)	0
741 DS3 Spec Density Zone 1	0
742 DS3 Spec Density Zone 2	0
743 DS3 Spec Density Zone 3	0
744 DS3 Spec Density Zone 4	0
745 DS3 Spec Density Zone 5	0
746 DS3 Spec Density Zone 6	0
747 DS3 Spec Density Zone 7	0
750 DDS&Oth SP Density Zone 1	0
751 DDS&Oth SP Density Zone 2	0
752 DDS&Oth SP Density Zone 3	0
753 DDS&Oth SP Density Zone 4	0
754 DDS&Oth SP Density Zone 5	0
755 DDS&Oth SP Density Zone 6	0
756 DDS&Oth SP Density Zone 7	0
760 Wideband (undesigned)	0
761 WB Density Zone 1	0
762 WB Density Zone 2	0
763 WB Density Zone 3	0
764 WB Density Zone 4	0
765 WB Density Zone 5	0

Price Cap Tariff Review Plan
Net Exogenous Cost Shifts

Other Exog

766	WB Density Zone 6	0
767	WB Density Zone 7	0
770	SP Undesignated to Svc Bands	16,156
780	Total Special Access	16,156

0
0
16,156
16,156

Price Cap Tariff Review Plan
 Exogenous Cost Changes

	SALE OF EXCHANGES	REGULA- TORY FEES	EXCESS DEFERRED TAXES	ITC AMORTIZ.	REMOVAL OF LOW END ADJUSTMENT	TRUEUP PRIOR SHARING / LOW END ADJUSTMENT	CURRENT LOW END ADJUSTMENT	TELECOMM. RELAY SERVICES	REG/NON-REG
	(A)	(B)	(C)	(D)	(E)	(F)	(G)	(H)	(I)
COMMON LINE Revenue Effect									
100 Depreciation Expense									
110 Expense less Depreciation									
120 Taxes less F.I.T.									
130 Net Return									
140 F.I.T.									
150 Uncollectible Rev. & Other Adj.									
160 Revenue Effects	0	-1,784	0	1,090	0	0	0	56,487	0
INTEREXCHANGE Revenue Effect									
700 Depreciation Expense									
710 Expense less Depreciation									
720 Taxes less F.I.T.									
730 Net Return									
740 F.I.T.									
750 Uncollectible Rev. & Other Adj.									
760 Revenue Effects	0	0	0	0	0	0	0	0	0
SPECIAL Access Revenue Effect									
1300 Depreciation Expense									
1310 Expense less Depreciation									
1320 Taxes less F.I.T.									
1330 Net Return									
1340 F.I.T.									
1350 Uncollectible Rev. & Other Adj.									
1360 Revenue Effects	0	-392	0	4,140	0	0	0	12,408	0

NOTE: (1) Total may not equal sum of changes due to interactive effects.
 (2) Display whole numbers.

Price Cap Tariff Review Plan
 Exogenous Cost Changes

DESCRIPTION:	NANPA OTHER (1)	TBNP (incl. reversal) OTHER (2)	OTHER (3)	OTHER (4)	OTHER (5)	OTHER (6)	OTHER (7)	OTHER (8)	OTHER (9)	TOTAL
	(J)	(K)	(L)	(M)	(N)	(O)	(P)	(Q)	(R)	(S)
COMMON LINE Revenue Effect										
100 Depreciation Expense										
110 Expense less Depreciation										
120 Taxes less F.I.T.										
130 Net Return										
140 F.I.T.										
150 Uncollectible Rev. & Other Adj.										
160 Revenue Effects	0	0	0	0	0	0	0	0	0	55,793
INTEREXCHANGE Revenue Effect										
700 Depreciation Expense										
710 Expense less Depreciation										
720 Taxes less F.I.T.										
730 Net Return										
740 F.I.T.										
750 Uncollectible Rev. & Other Adj.										
760 Revenue Effects	0	0	0	0	0	0	0	0	0	0
SPECIAL Access Revenue Effect										
1300 Depreciation Expense										
1310 Expense less Depreciation										
1320 Taxes less F.I.T.										
1330 Net Return										
1340 F.I.T.										
1350 Uncollectible Rev. & Other Adj.										
1360 Revenue Effects	0	0	0	0	0	0	0	0	0	16,156

NOTE: (1) Total may not equal sum of changes due to interactive effects.
 (2) Display whole numbers.

	Other Exog	from EXG1
Common Line Basket		
100 Total Common Line	55,793	55,793
Interexchange Basket		
600 Total Interexchange	0	0
Special Access Basket		
700 VG,MT,TGH SP (undesigned)	0	N/A
701 VG Spec Density Zone 1	0	N/A
702 VG Spec Density Zone 2	0	N/A
703 VG Spec Density Zone 3	0	N/A
704 VG Spec Density Zone 4	0	N/A
705 VG Spec Density Zone 5	0	N/A
706 VG Spec Density Zone 6	0	N/A
707 VG Spec Density Zone 7	0	N/A
710 Audio & Video (undesigned)	0	N/A
711 Audio/Video Density Zone 1	0	N/A
712 Audio/Video Density Zone 2	0	N/A
713 Audio/Video Density Zone 3	0	N/A
714 Audio/Video Density Zone 4	0	N/A
715 Audio/Video Density Zone 5	0	N/A
716 Audio/Video Density Zone 6	0	N/A
717 Audio/Video Density Zone 7	0	N/A
720 High Cap & DDS SP (undesigned)	0	N/A
730 DS-1 SubCat SP (undesigned)	0	N/A
731 DS1 Spec Density Zone 1	0	N/A
732 DS1 Spec Density Zone 2	0	N/A
733 DS1 Spec Density Zone 3	0	N/A
734 DS1 Spec Density Zone 4	0	N/A
735 DS1 Spec Density Zone 5	0	N/A
736 DS1 Spec Density Zone 6	0	N/A
737 DS1 Spec Density Zone 7	0	N/A
740 DS-3 SubCat SP (undesigned)	0	N/A
741 DS3 Spec Density Zone 1	0	N/A
742 DS3 Spec Density Zone 2	0	N/A
743 DS3 Spec Density Zone 3	0	N/A
744 DS3 Spec Density Zone 4	0	N/A
745 DS3 Spec Density Zone 5	0	N/A
746 DS3 Spec Density Zone 6	0	N/A
747 DS3 Spec Density Zone 7	0	N/A
750 DDS&Oth SP Density Zone 1	0	N/A
751 DDS&Oth SP Density Zone 2	0	N/A
752 DDS&Oth SP Density Zone 3	0	N/A
753 DDS&Oth SP Density Zone 4	0	N/A
754 DDS&Oth SP Density Zone 5	0	N/A
755 DDS&Oth SP Density Zone 6	0	N/A
756 DDS&Oth SP Density Zone 7	0	N/A
760 Wideband (undesigned)	0	N/A
761 WB Density Zone 1	0	N/A
762 WB Density Zone 2	0	N/A
763 WB Density Zone 3	0	N/A
764 WB Density Zone 4	0	N/A
765 WB Density Zone 5	0	N/A

EXG-2 ANALYZE

Filing Date: 06/16/2015

Filing Entity: PTNV

Transmittal Number: 280

PTNV 2015 LFAF - (PTNVAN15.xls)

Page 2 of 2

Price Cap Tariff Review Plan
Net Exogenous Cost Shifts

	Other Exog	from EXG1
766 WB Density Zone 6	0	N/A
767 WB Density Zone 7	0	N/A
770 SP Undesignated to Svc Bands	16,156	N/A
780 Total Special Access	16,156	16,156

0.000000

0.000000

0.000000
0.000000

0.000000

0.000000

0.000453

0.000000

0.000000

0.000000
0.000000

0.000000

0.000000

0.000453

RTE-1 chart, Pages 1-10. Arrow right for Pages 11-20.
Page down 60 for next page
To Print, Use Manual Compression = 63% and Landscape Mode

Price Caps Tariff Review Plan
 Common Line Basket

	BASE PERIOD DEMAND	RATES AT LAST PCI UPDATE	CURRENT RATES	PROPOSED RATES	BASE PERIOD DEMAND x RATES AT LAST PCI UPDATE	BASE PERIOD DEMAND x CURRENT RATES	BASE PERIOD DEMAND x PROPOSED RATES	INDEX RESULTS
	(A)	(B)	(C)	(D)	(E)	(F)	(G)	(H)
End User Common Line (EUCL)								
No Zone or Zone A:								
102 Primary Res, Single Line Bus, Lifeline EUCL (1)	729,832	4.53	4.52827378	4.57	3,304,879	3,304,879	3,333,749	N/A
104 NonPrimary Residence & BRI ISDN EUCL (1)	62,600	4.53	4.52827378	4.57	283,470	283,470	285,946	N/A
106 Multiline Bus, PRI ISDN, Centrex EUCL (1)	618,011	4.53	4.52827378	4.57	2,798,523	2,798,523	2,822,970	N/A
108 Special Access Surcharge	64	25.00000000	25.00000000	25.00000000	1,600	1,600	1,600	N/A
109 Other EUCL	N/A	N/A	N/A	N/A	233,382	233,382	233,382	N/A
Zone B:								
112 Primary Res, Single Line Bus, Lifeline EUCL (1)	0	0.00000000	0.00000000	0.00000000	0	0	0	N/A
114 NonPrimary Residence & BRI ISDN EUCL (1)	0	0.00000000	0.00000000	0.00000000	0	0	0	N/A
116 Multiline Bus, PRI ISDN, Centrex EUCL (1)	0	0.00000000	0.00000000	0.00000000	0	0	0	N/A
Zone C:								
122 Primary Res, Single Line Bus, Lifeline EUCL (1)	0	0.00000000	0.00000000	0.00000000	0	0	0	N/A
124 NonPrimary Residence & BRI ISDN EUCL (1)	0	0.00000000	0.00000000	0.00000000	0	0	0	N/A
126 Multiline Bus, PRI ISDN, Centrex EUCL (1)	0	0.00000000	0.00000000	0.00000000	0	0	0	N/A
Zone D:								
132 Primary Res, Single Line Bus, Lifeline EUCL (1)	0	0.00000000	0.00000000	0.00000000	0	0	0	N/A
134 NonPrimary Residence & BRI ISDN EUCL (1)	0	0.00000000	0.00000000	0.00000000	0	0	0	N/A
136 Multiline Bus, PRI ISDN, Centrex EUCL (1)	0	0.00000000	0.00000000	0.00000000	0	0	0	N/A
Zone - Other:								
142 Primary Res, Single Line Bus, Lifeline EUCL (1)	0	0.00000000	0.00000000	0.00000000	0	0	0	N/A
144 NonPrimary Residence & BRI ISDN EUCL (1)	0	0.00000000	0.00000000	0.00000000	0	0	0	N/A
146 Multiline Bus, PRI ISDN, Centrex EUCL (1)	0	0.00000000	0.00000000	0.00000000	0	0	0	N/A
Presubscribed Interexchange Carrier Charge (PICC)								
155 Multiline Business & PRI ISDN PICC (1)	333,228	0.00000000	0.00000000	0.00000000	0	0	0	N/A
157 Business Centrex PICC	295,941	N/A	N/A	N/A	0	0	0	N/A
Carrier Common Line								
161 Terminating CCL Prem.	148,041,480	0.00000000	0.00000000	0.00000000	0	0	0	N/A
163 Terminating CCL Non-Prem.	0	0.00000000	0.00000000	0.00000000	0	0	0	N/A
165 Originating CCL Prem.	190,842,108	0.00000000	0.00000000	0.00000000	0	0	0	N/A
167 Originating CCL Non-Prem.	0	0.00000000	0.00000000	0.00000000	0	0	0	N/A
180 Other Common Line	N/A	N/A	N/A	N/A	0	0	0	N/A
185 USAC Receipts	1,410,443	1.62571726	1.62571726	1.62571726	2,292,982	2,292,982	2,292,982	N/A
190 Total Basket	N/A	N/A	N/A	N/A	8,914,835	8,914,835	8,970,628	N/A

(1) May be a composite rate

Price Caps Tariff Review Plan
 Interexchange Basket

	BASE PERIOD DEMAND	RATES AT LAST PCI UPDATE	CURRENT RATES	PROPOSED RATES	BASE PERIOD DEMAND x RATES AT LAST PCI UPDATE	BASE PERIOD DEMAND x CURRENT RATES	BASE PERIOD DEMAND x PROPOSED RATES	INDEX RESULTS
	(A)	(B)	(C)	(D)	(E)	(F)	(G)	(H)
Interexchange								
3000 Total IX Basket	N/A	N/A	N/A	N/A	0	0	0	N/A
3010 Total IX API	N/A	N/A	N/A	N/A	N/A	N/A	N/A	0.0000
3020 Total IX PCI	N/A	N/A	N/A	N/A	N/A	N/A	N/A	0.0000

Price Caps Tariff Review Plan
 Special Access Basket

	BASE PERIOD DEMAND	RATES AT LAST PCI UPDATE	CURRENT RATES	PROPOSED RATES	BASE PERIOD DEMAND x RATES AT LAST PCI UPDATE	BASE PERIOD DEMAND x CURRENT RATES	BASE PERIOD DEMAND x PROPOSED RATES	INDEX RESULTS
	(A)	(B)	(C)	(D)	(E)	(F)	(G)	(H)
Voice Grade, WATS, Metallic, & Telegraph Service Category								
VG Special Density Zone 1								
4001 VG Special DZ1 Chan Term	0	N/A	N/A	N/A	0	0	0	N/A
4002 VG Special DZ1 InterOfc Transport - Fixed	0	N/A	N/A	N/A	0	0	0	N/A
4003 VG Special DZ1 InterOfc Transport - Variable	0	N/A	N/A	N/A	0	0	0	N/A
4004 VG Special DZ1 Other	N/A	N/A	N/A	N/A	0	0	0	N/A
4017 Total Density Zone Sub-Category	N/A	N/A	N/A	N/A	0	0	0	N/A
4018 VG Special DZ1 SubIndex	N/A	N/A	N/A	N/A	N/A	N/A	N/A	0.0000
4019 VG Special DZ1 Upper Limit	N/A	N/A	N/A	N/A	N/A	N/A	N/A	0.0000
VG Special Density Zone 2								
4021 VG Special DZ2 Chan Term	0	N/A	N/A	N/A	0	0	0	N/A
4022 VG Special DZ2 InterOfc Transport - Fixed	0	N/A	N/A	N/A	0	0	0	N/A
4023 VG Special DZ2 InterOfc Transport - Variable	0	N/A	N/A	N/A	0	0	0	N/A
4024 VG Special DZ2 Other	N/A	N/A	N/A	N/A	0	0	0	N/A
4037 Total VG Special DZ2 Sub-Category	N/A	N/A	N/A	N/A	0	0	0	N/A
4038 VG Special DZ2 SubIndex	N/A	N/A	N/A	N/A	N/A	N/A	N/A	0.0000
4039 VG Special DZ2 Upper Limit	N/A	N/A	N/A	N/A	N/A	N/A	N/A	0.0000
VG Special Density Zone 3								
4041 VG Special DZ3 Chan Term	0	N/A	N/A	N/A	0	0	0	N/A
4042 VG Special DZ3 InterOfc Transport - Fixed	0	N/A	N/A	N/A	0	0	0	N/A
4043 VG Special DZ3 InterOfc Transport - Variable	0	N/A	N/A	N/A	0	0	0	N/A
4044 VG Special DZ3 Other	N/A	N/A	N/A	N/A	0	0	0	N/A
4057 Total VG Special DZ3 Sub-Category	N/A	N/A	N/A	N/A	0	0	0	N/A
4058 VG Special DZ3 SubIndex	N/A	N/A	N/A	N/A	N/A	N/A	N/A	0.0000
4059 VG Special DZ3 Upper Limit	N/A	N/A	N/A	N/A	N/A	N/A	N/A	0.0000

Price Caps Tariff Review Plan
 Special Access Basket

Voice Grade, WATS, Metallic, & Telegraph Service Category	BASE PERIOD DEMAND	RATES AT LAST PCI UPDATE	CURRENT RATES	PROPOSED RATES	BASE PERIOD DEMAND x RATES AT LAST PCI UPDATE	BASE PERIOD DEMAND x CURRENT RATES	BASE PERIOD DEMAND x PROPOSED RATES	INDEX RESULTS
-----	(A)	(B)	(C)	(D)	(E)	(F)	(G)	(H)
VG Special Density Zone 4								
4061 VG Special DZ4 Chan Term	0	N/A	N/A	N/A	0	0	0	N/A
4062 VG Special DZ4 InterOfc Transport - Fixed	0	N/A	N/A	N/A	0	0	0	N/A
4063 VG Special DZ4 InterOfc Transport - Variable	0	N/A	N/A	N/A	0	0	0	N/A
4064 VG Special DZ4 Other	N/A	N/A	N/A	N/A	0	0	0	N/A
4077 Total VG Special DZ4 Sub-Category	N/A	N/A	N/A	N/A	0	0	0	N/A
4078 VG Special DZ4 SubIndex	N/A	N/A	N/A	N/A	N/A	N/A	N/A	0.0000
4079 VG Special DZ4 Upper Limit	N/A	N/A	N/A	N/A	N/A	N/A	N/A	0.0000
VG Special Density Zone 5								
4081 VG Special DZ5 Chan Term	0	N/A	N/A	N/A	0	0	0	N/A
4082 VG Special DZ5 InterOfc Transport - Fixed	0	N/A	N/A	N/A	0	0	0	N/A
4083 VG Special DZ5 InterOfc Transport - Variable	0	N/A	N/A	N/A	0	0	0	N/A
4084 VG Special DZ5 Other	N/A	N/A	N/A	N/A	0	0	0	N/A
4097 Total VG Special DZ5 Sub-Category	N/A	N/A	N/A	N/A	0	0	0	N/A
4098 VG Special DZ5 SubIndex	N/A	N/A	N/A	N/A	N/A	N/A	N/A	0.0000
4099 VG Special DZ5 Upper Limit	N/A	N/A	N/A	N/A	N/A	N/A	N/A	0.0000
VG Special Density Zone 6								
4101 VG Special DZ6 Chan Term	0	N/A	N/A	N/A	0	0	0	N/A
4102 VG Special DZ6 InterOfc Transport - Fixed	0	N/A	N/A	N/A	0	0	0	N/A
4103 VG Special DZ6 InterOfc Transport - Variable	0	N/A	N/A	N/A	0	0	0	N/A
4104 VG Special DZ6 Other	N/A	N/A	N/A	N/A	0	0	0	N/A
4117 Total VG Special DZ6 Sub-Category	N/A	N/A	N/A	N/A	0	0	0	N/A
4118 VG Special DZ6 SubIndex	N/A	N/A	N/A	N/A	N/A	N/A	N/A	0.0000
4119 VG Special DZ6 Upper Limit	N/A	N/A	N/A	N/A	N/A	N/A	N/A	0.0000
VG Special Density Zone 7								
4121 VG Special DZ7 Chan Term	0	N/A	N/A	N/A	0	0	0	N/A
4122 VG Special DZ7 InterOfc Transport - Fixed	0	N/A	N/A	N/A	0	0	0	N/A
4123 VG Special DZ7 InterOfc Transport - Variable	0	N/A	N/A	N/A	0	0	0	N/A
4124 VG Special DZ7 Other	N/A	N/A	N/A	N/A	0	0	0	N/A
4137 Total VG Special DZ7 Sub-Category	N/A	N/A	N/A	N/A	0	0	0	N/A
4138 VG Special DZ7 SubIndex	N/A	N/A	N/A	N/A	N/A	N/A	N/A	0.0000
4139 VG Special DZ7 Upper Limit	N/A	N/A	N/A	N/A	N/A	N/A	N/A	0.0000

Price Caps Tariff Review Plan
 Special Access Basket

	BASE PERIOD DEMAND	RATES AT LAST PCI UPDATE	CURRENT RATES	PROPOSED RATES	BASE PERIOD DEMAND x RATES AT LAST PCI UPDATE	BASE PERIOD DEMAND x CURRENT RATES	BASE PERIOD DEMAND x PROPOSED RATES	INDEX RESULTS
	(A)	(B)	(C)	(D)	(E)	(F)	(G)	(H)
Audio & Video Service Category								

Audio/Video Density Zone 1								
4201 Audio/Video DZ1 Chan Term	0	N/A	N/A	N/A	0	0	0	N/A
4202 Audio/Video DZ1 InterOfc Transport - Fixed	0	N/A	N/A	N/A	0	0	0	N/A
4203 Audio/Video DZ1 InterOfc Transport - Variable	0	N/A	N/A	N/A	0	0	0	N/A
4204 Audio/Video DZ1 Other	N/A	N/A	N/A	N/A	0	0	0	N/A
4217 Total Audio/Video DZ1 Sub-Category	N/A	N/A	N/A	N/A	0	0	0	N/A
4218 Audio/Video DZ1 SubIndex	N/A	N/A	N/A	N/A	N/A	N/A	N/A	0.0000
4219 Audio/Video DZ1 Upper Limit	N/A	N/A	N/A	N/A	N/A	N/A	N/A	0.0000
Audio/Video Density Zone 2								
4221 Audio/Video DZ2 Chan Term	0	N/A	N/A	N/A	0	0	0	N/A
4222 Audio/Video DZ2 InterOfc Transport - Fixed	0	N/A	N/A	N/A	0	0	0	N/A
4223 Audio/Video DZ2 InterOfc Transport - Variable	0	N/A	N/A	N/A	0	0	0	N/A
4224 Audio/Video DZ2 Other	N/A	N/A	N/A	N/A	0	0	0	N/A
4237 Total Audio/Video DZ2 Sub-Category	N/A	N/A	N/A	N/A	0	0	0	N/A
4238 Audio/Video DZ2 SubIndex	N/A	N/A	N/A	N/A	N/A	N/A	N/A	0.0000
4239 Audio/Video DZ2 Upper Limit	N/A	N/A	N/A	N/A	N/A	N/A	N/A	0.0000
Audio/Video Density Zone 3								
4241 Audio/Video DZ3 Chan Term	0	N/A	N/A	N/A	0	0	0	N/A
4242 Audio/Video DZ3 InterOfc Transport - Fixed	0	N/A	N/A	N/A	0	0	0	N/A
4243 Audio/Video DZ3 InterOfc Transport - Variable	0	N/A	N/A	N/A	0	0	0	N/A
4244 Audio/Video DZ3 Other	N/A	N/A	N/A	N/A	0	0	0	N/A
4257 Total Audio/Video DZ3 Sub-Category	N/A	N/A	N/A	N/A	0	0	0	N/A
4258 Audio/Video DZ3 SubIndex	N/A	N/A	N/A	N/A	N/A	N/A	N/A	0.0000
4259 Audio/Video DZ3 Upper Limit	N/A	N/A	N/A	N/A	N/A	N/A	N/A	0.0000

Price Caps Tariff Review Plan
 Special Access Basket

	BASE PERIOD DEMAND	RATES AT LAST PCI UPDATE	CURRENT RATES	PROPOSED RATES	BASE PERIOD DEMAND x RATES AT LAST PCI UPDATE	BASE PERIOD DEMAND x CURRENT RATES	BASE PERIOD DEMAND x PROPOSED RATES	INDEX RESULTS
Audio & Video Service Category	(A)	(B)	(C)	(D)	(E)	(F)	(G)	(H)
Audio/Video Density Zone 4								
4261 Audio/Video DZ4 Chan Term	0	N/A	N/A	N/A	0	0	0	N/A
4262 Audio/Video DZ4 InterOfc Transport - Fixed	0	N/A	N/A	N/A	0	0	0	N/A
4263 Audio/Video DZ4 InterOfc Transport - Variable	0	N/A	N/A	N/A	0	0	0	N/A
4264 Audio/Video DZ4 Other	N/A	N/A	N/A	N/A	0	0	0	N/A
4277 Total Audio/Video DZ4 Sub-Category	N/A	N/A	N/A	N/A	0	0	0	N/A
4278 Audio/Video DZ4 SubIndex	N/A	N/A	N/A	N/A	N/A	N/A	N/A	0.0000
4279 Audio/Video DZ4 Upper Limit	N/A	N/A	N/A	N/A	N/A	N/A	N/A	0.0000
Audio/Video Density Zone 5								
4281 Audio/Video DZ5 Chan Term	0	N/A	N/A	N/A	0	0	0	N/A
4282 Audio/Video DZ5 InterOfc Transport - Fixed	0	N/A	N/A	N/A	0	0	0	N/A
4283 Audio/Video DZ5 InterOfc Transport - Variable	0	N/A	N/A	N/A	0	0	0	N/A
4284 Audio/Video DZ5 Other	N/A	N/A	N/A	N/A	0	0	0	N/A
4297 Total Audio/Video DZ5 Sub-Category	N/A	N/A	N/A	N/A	0	0	0	N/A
4298 Audio/Video DZ5 SubIndex	N/A	N/A	N/A	N/A	N/A	N/A	N/A	0.0000
4299 Audio/Video DZ5 Upper Limit	N/A	N/A	N/A	N/A	N/A	N/A	N/A	0.0000
Audio/Video Density Zone 6								
4301 Audio/Video DZ6 Chan Term	0	N/A	N/A	N/A	0	0	0	N/A
4302 Audio/Video DZ6 InterOfc Transport - Fixed	0	N/A	N/A	N/A	0	0	0	N/A
4303 Audio/Video DZ6 InterOfc Transport - Variable	0	N/A	N/A	N/A	0	0	0	N/A
4304 Audio/Video DZ6 Other	N/A	N/A	N/A	N/A	0	0	0	N/A
4317 Total Audio/Video DZ6 Sub-Category	N/A	N/A	N/A	N/A	0	0	0	N/A
4318 Audio/Video DZ6 Audio SubIndex	N/A	N/A	N/A	N/A	N/A	N/A	N/A	0.0000
4319 Audio/Video DZ6 Audio Upper Limit	N/A	N/A	N/A	N/A	N/A	N/A	N/A	0.0000
Audio/Video Density Zone 7								
4321 Audio/Video DZ7 Chan Term	0	N/A	N/A	N/A	0	0	0	N/A
4322 Audio/Video DZ7 InterOfc Transport - Fixed	0	N/A	N/A	N/A	0	0	0	N/A
4323 Audio/Video DZ7 InterOfc Transport - Variable	0	N/A	N/A	N/A	0	0	0	N/A
4324 Audio/Video DZ7 Other	N/A	N/A	N/A	N/A	0	0	0	N/A
4337 Total Audio/Video DZ7 Sub-Category	N/A	N/A	N/A	N/A	0	0	0	N/A
4338 Audio/Video DZ7 SubIndex	N/A	N/A	N/A	N/A	N/A	N/A	N/A	0.0000
4339 Audio/Video DZ7 Upper Limit	N/A	N/A	N/A	N/A	N/A	N/A	N/A	0.0000

Price Caps Tariff Review Plan
 Special Access Basket

	BASE PERIOD DEMAND	RATES AT LAST PCI UPDATE	CURRENT RATES	PROPOSED RATES	BASE PERIOD DEMAND x RATES AT LAST PCI UPDATE	BASE PERIOD DEMAND x CURRENT RATES	BASE PERIOD DEMAND x PROPOSED RATES	INDEX RESULTS
	(A)	(B)	(C)	(D)	(E)	(F)	(G)	(H)

Audio & Video Service Category								

Non-Zone Audio & Video								
4361 Audio/Video NonDZ Channel Term	0	N/A	N/A	N/A	0	0	0	N/A
4362 Audio/Video NonDZ InterOfc Tprt - Fixed	0	N/A	N/A	N/A	0	0	0	N/A
4363 Audio/Video NonDZ InterOfc Tprt - Variable	0	N/A	N/A	N/A	0	0	0	N/A
4364 Audio/Video NonDZ Other	N/A	N/A	N/A	N/A	0	0	0	N/A
4368 Total Audio/Video NonZone	N/A	N/A	N/A	N/A	0	0	0	N/A
4397 Total Audio/Video Service Category	N/A	N/A	N/A	N/A	0	0	0	N/A
4398 Audio/Video SBI	N/A	N/A	N/A	N/A	N/A	N/A	N/A	89.5641
4399 Audio/Video Upper SBI Limit	N/A	N/A	N/A	N/A	N/A	N/A	N/A	94.0568

Price Caps Tariff Review Plan
 Special Access Basket

	BASE PERIOD DEMAND	RATES AT LAST PCI UPDATE	CURRENT RATES	PROPOSED RATES	BASE PERIOD DEMAND x RATES AT LAST PCI UPDATE	BASE PERIOD DEMAND x CURRENT RATES	BASE PERIOD DEMAND x PROPOSED RATES	INDEX RESULTS
	(A)	(B)	(C)	(D)	(E)	(F)	(G)	(H)
High Cap & DDS Service Category - Special								

DS1, Special Access Density Zone 1:								
4401 DS1 Spec DZ1 ChanTerm	0	N/A	N/A	N/A	0	0	0	N/A
4402 DS1 Spec DZ1 InterOfc Transport - Fixed	0	N/A	N/A	N/A	0	0	0	N/A
4403 DS1 Spec DZ1 InterOfc Transport - Variable	0	N/A	N/A	N/A	0	0	0	N/A
4404 DS1 Spec DZ1 Other	N/A	N/A	N/A	N/A	0	0	0	N/A
4417 Total DS1 Spec DZ1 Sub-Category	N/A	N/A	N/A	N/A	0	0	0	N/A
4418 DS1 Spec DZ1 Subindex	N/A	N/A	N/A	N/A	N/A	N/A	N/A	0.0000
4419 DS1 Spec DZ1 Upper Limit	N/A	N/A	N/A	N/A	N/A	N/A	N/A	0.0000
DS1, Special Access Density Zone 2:								
4421 DS1 Spec DZ2 ChanTerm	0	N/A	N/A	N/A	0	0	0	N/A
4422 DS1 Spec DZ2 InterOfc Transport - Fixed	0	N/A	N/A	N/A	0	0	0	N/A
4423 DS1 Spec DZ2 InterOfc Transport - Variable	0	N/A	N/A	N/A	0	0	0	N/A
4424 DS1 Spec DZ2 Other	N/A	N/A	N/A	N/A	0	0	0	N/A
4437 Total DS1 Spec DZ2 Sub-Category	N/A	N/A	N/A	N/A	0	0	0	N/A
4438 DS1 Spec DZ2 Subindex	N/A	N/A	N/A	N/A	N/A	N/A	N/A	0.0000
4439 DS1 Spec DZ2 Upper Limit	N/A	N/A	N/A	N/A	N/A	N/A	N/A	0.0000
DS1, Special Access Density Zone 3:								
4441 DS1 Spec DZ3 ChanTerm	0	N/A	N/A	N/A	0	0	0	N/A
4442 DS1 Spec DZ3 InterOfc Transport - Fixed	0	N/A	N/A	N/A	0	0	0	N/A
4443 DS1 Spec DZ3 InterOfc Transport - Variable	0	N/A	N/A	N/A	0	0	0	N/A
4444 DS1 Spec DZ3 Other	N/A	N/A	N/A	N/A	0	0	0	N/A
4457 Total DS1 Spec DZ3 Sub-Category	N/A	N/A	N/A	N/A	0	0	0	N/A
4458 DS1 Spec DZ3 Subindex	N/A	N/A	N/A	N/A	N/A	N/A	N/A	0.0000
4459 DS1 Spec DZ3 Upper Limit	N/A	N/A	N/A	N/A	N/A	N/A	N/A	0.0000

Price Caps Tariff Review Plan
 Special Access Basket

	BASE PERIOD DEMAND	RATES AT LAST PCI UPDATE	CURRENT RATES	PROPOSED RATES	BASE PERIOD DEMAND x RATES AT LAST PCI UPDATE	BASE PERIOD DEMAND x CURRENT RATES	BASE PERIOD DEMAND x PROPOSED RATES	INDEX RESULTS
	(A)	(B)	(C)	(D)	(E)	(F)	(G)	(H)
High Cap & DDS Service Category - Special								
DS1, Special Access Density Zone 4:								
4461 DS1 Spec DZ4 ChanTerm	0	N/A	N/A	N/A	0	0	0	N/A
4462 DS1 Spec DZ4 InterOfc Transport - Fixed	0	N/A	N/A	N/A	0	0	0	N/A
4463 DS1 Spec DZ4 InterOfc Transport - Variable	0	N/A	N/A	N/A	0	0	0	N/A
4464 DS1 Spec DZ4 Other	N/A	N/A	N/A	N/A	0	0	0	N/A
4477 Total DS1 Spec DZ4 Sub-Category	N/A	N/A	N/A	N/A	0	0	0	N/A
4478 DS1 Spec DZ4 Subindex	N/A	N/A	N/A	N/A	N/A	N/A	N/A	0.0000
4479 DS1 Spec DZ4 Upper Limit	N/A	N/A	N/A	N/A	N/A	N/A	N/A	0.0000
DS1, Special Access Density Zone 5:								
4481 DS1 Spec DZ5 ChanTerm	0	N/A	N/A	N/A	0	0	0	N/A
4482 DS1 Spec DZ5 InterOfc Transport - Fixed	0	N/A	N/A	N/A	0	0	0	N/A
4483 DS1 Spec DZ5 InterOfc Transport - Variable	0	N/A	N/A	N/A	0	0	0	N/A
4484 DS1 Spec DZ5 Other	N/A	N/A	N/A	N/A	0	0	0	N/A
4497 Total DS1 Spec DZ5 Sub-Category	N/A	N/A	N/A	N/A	0	0	0	N/A
4498 DS1 Spec DZ5 Subindex	N/A	N/A	N/A	N/A	N/A	N/A	N/A	0.0000
4499 DS1 Spec DZ5 Upper Limit	N/A	N/A	N/A	N/A	N/A	N/A	N/A	0.0000
DS1, Special Access Density Zone 6:								
4501 DS1 Spec DZ6 ChanTerm	0	N/A	N/A	N/A	0	0	0	N/A
4502 DS1 Spec DZ6 InterOfc Transport - Fixed	0	N/A	N/A	N/A	0	0	0	N/A
4503 DS1 Spec DZ6 InterOfc Transport - Variable	0	N/A	N/A	N/A	0	0	0	N/A
4504 DS1 Spec DZ6 Other	N/A	N/A	N/A	N/A	0	0	0	N/A
4517 Total DS1 Spec DZ6 Sub-Category	N/A	N/A	N/A	N/A	0	0	0	N/A
4518 DS1 Spec DZ6 Subindex	N/A	N/A	N/A	N/A	N/A	N/A	N/A	0.0000
4519 DS1 Spec DZ6 Upper Limit	N/A	N/A	N/A	N/A	N/A	N/A	N/A	0.0000
DS1, Special Access Density Zone 7:								
4521 DS1 Spec DZ7 ChanTerm	0	N/A	N/A	N/A	0	0	0	N/A
4522 DS1 Spec DZ7 InterOfc Transport - Fixed	0	N/A	N/A	N/A	0	0	0	N/A
4523 DS1 Spec DZ7 InterOfc Transport - Variable	0	N/A	N/A	N/A	0	0	0	N/A
4524 DS1 Spec DZ7 Other	N/A	N/A	N/A	N/A	0	0	0	N/A
4537 Total DS1 Spec DZ7 Sub-Category	N/A	N/A	N/A	N/A	0	0	0	N/A
4538 DS1 Spec DZ7 Subindex	N/A	N/A	N/A	N/A	N/A	N/A	N/A	0.0000
4539 DS1 Spec DZ7 Upper Limit	N/A	N/A	N/A	N/A	N/A	N/A	N/A	0.0000

Price Caps Tariff Review Plan
 Common Line Basket

	BASE PERIOD DEMAND	RATES AT LAST PCI UPDATE	CURRENT RATES	PROPOSED RATES	BASE PERIOD DEMAND x RATES AT LAST PCI UPDATE	BASE PERIOD DEMAND x CURRENT RATES	BASE PERIOD DEMAND x PROPOSED RATES	INDEX RESULTS
	(A)	(B)	(C)	(D)	(E)	(F)	(G)	(H)
End User Common Line (EUCL)								
No Zone or Zone A:								
102 Primary Res, Single Line Bus, Lifeline EUCL (1)	729,832	4.52827378	4.52827378	4.56783086	3,304,879	3,304,879	3,333,749	N/A
104 NonPrimary Residence & BRI ISDN EUCL (1)	62,600	4.52827378	4.52827378	4.56783086	283,470	283,470	285,946	N/A
106 Multiline Bus, PRI ISDN, Centrex EUCL (1)	618,011	4.52827378	4.52827378	4.56783086	2,798,523	2,798,523	2,822,970	N/A
108 Special Access Surcharge	64	25.00000000	25.00000000	25.00000000	1,600	1,600	1,600	N/A
109 Other EUCL	N/A	N/A	N/A	N/A	233,382	233,382	233,382	N/A
Zone B:								
112 Primary Res, Single Line Bus, Lifeline EUCL (1)	0	0.00000000	0.00000000	0.00000000	0	0	0	N/A
114 NonPrimary Residence & BRI ISDN EUCL (1)	0	0.00000000	0.00000000	0.00000000	0	0	0	N/A
116 Multiline Bus, PRI ISDN, Centrex EUCL (1)	0	0.00000000	0.00000000	0.00000000	0	0	0	N/A
Zone C:								
122 Primary Res, Single Line Bus, Lifeline EUCL (1)	0	0.00000000	0.00000000	0.00000000	0	0	0	N/A
124 NonPrimary Residence & BRI ISDN EUCL (1)	0	0.00000000	0.00000000	0.00000000	0	0	0	N/A
126 Multiline Bus, PRI ISDN, Centrex EUCL (1)	0	0.00000000	0.00000000	0.00000000	0	0	0	N/A
Zone D:								
132 Primary Res, Single Line Bus, Lifeline EUCL (1)	0	0.00000000	0.00000000	0.00000000	0	0	0	N/A
134 NonPrimary Residence & BRI ISDN EUCL (1)	0	0.00000000	0.00000000	0.00000000	0	0	0	N/A
136 Multiline Bus, PRI ISDN, Centrex EUCL (1)	0	0.00000000	0.00000000	0.00000000	0	0	0	N/A
Zone - Other:								
142 Primary Res, Single Line Bus, Lifeline EUCL (1)	0	0.00000000	0.00000000	0.00000000	0	0	0	N/A
144 NonPrimary Residence & BRI ISDN EUCL (1)	0	0.00000000	0.00000000	0.00000000	0	0	0	N/A
146 Multiline Bus, PRI ISDN, Centrex EUCL (1)	0	0.00000000	0.00000000	0.00000000	0	0	0	N/A
Presubscribed Interexchange Carrier Charge (PICC)								
155 Multiline Business & PRI ISDN PICC (1)	333,228	0.00000000	0.00000000	0.00000000	0	0	0	N/A
157 Business Centrex PICC	295,941	N/A	N/A	N/A	0	0	0	N/A
Carrier Common Line								
161 Terminating CCL Prem.	148,041,480	0.00000000	0.00000000	0.00000000	0	0	0	N/A
163 Terminating CCL Non-Prem.	0	0.00000000	0.00000000	0.00000000	0	0	0	N/A
165 Originating CCL Prem.	190,842,108	0.00000000	0.00000000	0.00000000	0	0	0	N/A
167 Originating CCL Non-Prem.	0	0.00000000	0.00000000	0.00000000	0	0	0	N/A
180 Other Common Line	N/A	N/A	N/A	N/A	0	0	0	N/A
185 USAC Receipts Per Minute Revenues	1,410,443	1.62571726	1.62571726	1.62571726	2,292,982	2,292,982	2,292,982	N/A
190 Total Basket	N/A	N/A	N/A	N/A	8,914,835	8,914,835	8,970,628	N/A

Price Caps Tariff Review Plan
 Interexchange Basket

	BASE PERIOD DEMAND	RATES AT LAST PCI UPDATE	CURRENT RATES	PROPOSED RATES	BASE PERIOD DEMAND x RATES AT LAST PCI UPDATE	BASE PERIOD DEMAND x CURRENT RATES	BASE PERIOD DEMAND x PROPOSED RATES	INDEX RESULTS
	(A)	(B)	(C)	(D)	(E)	(F)	(G)	(H)
Interexchange								
3000 Total IX Basket	N/A	N/A	N/A	N/A	0	0	0	N/A
3010 Total IX API	N/A	N/A	N/A	N/A	N/A	N/A	N/A	0.0000
3020 Total IX PCI	N/A	N/A	N/A	N/A	N/A	N/A	N/A	0.0000

Price Caps Tariff Review Plan
 Special Access Basket

	BASE PERIOD DEMAND	RATES AT LAST PCI UPDATE	CURRENT RATES	PROPOSED RATES	BASE PERIOD DEMAND x RATES AT LAST PCI UPDATE	BASE PERIOD DEMAND x CURRENT RATES	BASE PERIOD DEMAND x PROPOSED RATES	INDEX RESULTS
	(A)	(B)	(C)	(D)	(E)	(F)	(G)	(H)
Voice Grade, WATS, Metallic, & Telegraph Service Category								
VG Special Density Zone 1								
4001 VG Special DZ1 Chan Term	0	N/A	N/A	N/A	0	0	0	N/A
4002 VG Special DZ1 InterOfc Transport - Fixed	0	N/A	N/A	N/A	0	0	0	N/A
4003 VG Special DZ1 InterOfc Transport - Variable	0	N/A	N/A	N/A	0	0	0	N/A
4004 VG Special DZ1 Other	N/A	N/A	N/A	N/A	0	0	0	N/A
4017 Total Density Zone Sub-Category	N/A	N/A	N/A	N/A	0	0	0	N/A
4018 VG Special DZ1 SubIndex	N/A	N/A	N/A	N/A	N/A	N/A	N/A	0.0000
4019 VG Special DZ1 Upper Limit	N/A	N/A	N/A	N/A	N/A	N/A	N/A	0.0000
VG Special Density Zone 2								
4021 VG Special DZ2 Chan Term	0	N/A	N/A	N/A	0	0	0	N/A
4022 VG Special DZ2 InterOfc Transport - Fixed	0	N/A	N/A	N/A	0	0	0	N/A
4023 VG Special DZ2 InterOfc Transport - Variable	0	N/A	N/A	N/A	0	0	0	N/A
4024 VG Special DZ2 Other	N/A	N/A	N/A	N/A	0	0	0	N/A
4037 Total VG Special DZ2 Sub-Category	N/A	N/A	N/A	N/A	0	0	0	N/A
4038 VG Special DZ2 SubIndex	N/A	N/A	N/A	N/A	N/A	N/A	N/A	0.0000
4039 VG Special DZ2 Upper Limit	N/A	N/A	N/A	N/A	N/A	N/A	N/A	0.0000
VG Special Density Zone 3								
4041 VG Special DZ3 Chan Term	0	N/A	N/A	N/A	0	0	0	N/A
4042 VG Special DZ3 InterOfc Transport - Fixed	0	N/A	N/A	N/A	0	0	0	N/A
4043 VG Special DZ3 InterOfc Transport - Variable	0	N/A	N/A	N/A	0	0	0	N/A
4044 VG Special DZ3 Other	N/A	N/A	N/A	N/A	0	0	0	N/A
4057 Total VG Special DZ3 Sub-Category	N/A	N/A	N/A	N/A	0	0	0	N/A
4058 VG Special DZ3 SubIndex	N/A	N/A	N/A	N/A	N/A	N/A	N/A	0.0000
4059 VG Special DZ3 Upper Limit	N/A	N/A	N/A	N/A	N/A	N/A	N/A	0.0000

Price Caps Tariff Review Plan
 Special Access Basket

Voice Grade, WATS, Metallic, & Telegraph Service Category	BASE PERIOD DEMAND	RATES AT LAST PCI UPDATE	CURRENT RATES	PROPOSED RATES	BASE PERIOD DEMAND x RATES AT LAST PCI UPDATE	BASE PERIOD DEMAND x CURRENT RATES	BASE PERIOD DEMAND x PROPOSED RATES	INDEX RESULTS
-----	(A)	(B)	(C)	(D)	(E)	(F)	(G)	(H)
VG Special Density Zone 4								
4061 VG Special DZ4 Chan Term	0	N/A	N/A	N/A	0	0	0	N/A
4062 VG Special DZ4 InterOfc Transport - Fixed	0	N/A	N/A	N/A	0	0	0	N/A
4063 VG Special DZ4 InterOfc Transport - Variable	0	N/A	N/A	N/A	0	0	0	N/A
4064 VG Special DZ4 Other	N/A	N/A	N/A	N/A	0	0	0	N/A
4077 Total VG Special DZ4 Sub-Category	N/A	N/A	N/A	N/A	0	0	0	N/A
4078 VG Special DZ4 SubIndex	N/A	N/A	N/A	N/A	N/A	N/A	N/A	0.0000
4079 VG Special DZ4 Upper Limit	N/A	N/A	N/A	N/A	N/A	N/A	N/A	0.0000
VG Special Density Zone 5								
4081 VG Special DZ5 Chan Term	0	N/A	N/A	N/A	0	0	0	N/A
4082 VG Special DZ5 InterOfc Transport - Fixed	0	N/A	N/A	N/A	0	0	0	N/A
4083 VG Special DZ5 InterOfc Transport - Variable	0	N/A	N/A	N/A	0	0	0	N/A
4084 VG Special DZ5 Other	N/A	N/A	N/A	N/A	0	0	0	N/A
4097 Total VG Special DZ5 Sub-Category	N/A	N/A	N/A	N/A	0	0	0	N/A
4098 VG Special DZ5 SubIndex	N/A	N/A	N/A	N/A	N/A	N/A	N/A	0.0000
4099 VG Special DZ5 Upper Limit	N/A	N/A	N/A	N/A	N/A	N/A	N/A	0.0000
VG Special Density Zone 6								
4101 VG Special DZ6 Chan Term	0	N/A	N/A	N/A	0	0	0	N/A
4102 VG Special DZ6 InterOfc Transport - Fixed	0	N/A	N/A	N/A	0	0	0	N/A
4103 VG Special DZ6 InterOfc Transport - Variable	0	N/A	N/A	N/A	0	0	0	N/A
4104 VG Special DZ6 Other	N/A	N/A	N/A	N/A	0	0	0	N/A
4117 Total VG Special DZ6 Sub-Category	N/A	N/A	N/A	N/A	0	0	0	N/A
4118 VG Special DZ6 SubIndex	N/A	N/A	N/A	N/A	N/A	N/A	N/A	0.0000
4119 VG Special DZ6 Upper Limit	N/A	N/A	N/A	N/A	N/A	N/A	N/A	0.0000
VG Special Density Zone 7								
4121 VG Special DZ7 Chan Term	0	N/A	N/A	N/A	0	0	0	N/A
4122 VG Special DZ7 InterOfc Transport - Fixed	0	N/A	N/A	N/A	0	0	0	N/A
4123 VG Special DZ7 InterOfc Transport - Variable	0	N/A	N/A	N/A	0	0	0	N/A
4124 VG Special DZ7 Other	N/A	N/A	N/A	N/A	0	0	0	N/A
4137 Total VG Special DZ7 Sub-Category	N/A	N/A	N/A	N/A	0	0	0	N/A
4138 VG Special DZ7 SubIndex	N/A	N/A	N/A	N/A	N/A	N/A	N/A	0.0000
4139 VG Special DZ7 Upper Limit	N/A	N/A	N/A	N/A	N/A	N/A	N/A	0.0000

Price Caps Tariff Review Plan
 Special Access Basket

	BASE PERIOD DEMAND	RATES AT LAST PCI UPDATE	CURRENT RATES	PROPOSED RATES	BASE PERIOD DEMAND x RATES AT LAST PCI UPDATE	BASE PERIOD DEMAND x CURRENT RATES	BASE PERIOD DEMAND x PROPOSED RATES	INDEX RESULTS
	(A)	(B)	(C)	(D)	(E)	(F)	(G)	(H)
Voice Grade, Metallic, & Telegraph Service Category - Special								

Non-Density Zone								
VoiceGrade, Metallic, Telegraph - Special								
4141 VG,Met,Tgh SP NonDZ ChanTerm	906	N/A	N/A	N/A	19,614	19,614	19,614	N/A
4142 VG,Met,Tgh SP NonDZ InterOfc Tprt - Fixed	527	N/A	N/A	N/A	4,692	4,692	4,692	N/A
4143 VG,Met,Tgh SP NonDZ InterOfc Tprt - Variable	96,386	N/A	N/A	N/A	42,410	42,410	42,410	N/A
4144 VG,Met,Tgh SP NonDZ Other	N/A	N/A	N/A	N/A	7,642	7,642	7,642	N/A
4148 Total VG,Met,Tgh SP NonZone	N/A	N/A	N/A	N/A	74,358	74,358	74,358	N/A
4197 Total VG/Met/Tgh SP Service Category	N/A	N/A	N/A	N/A	74,358 74,358	74,358 74,358	74,358 74,358	N/A
4198 VG/Met/Tgh SP SBI	N/A	N/A	N/A	N/A	N/A	N/A	N/A	77.7333
4199 VG/Met/Tgh SP Upper SBI Limit	N/A	N/A	N/A	N/A	N/A	N/A	N/A	81.6694

Price Caps Tariff Review Plan
 Special Access Basket

	BASE PERIOD DEMAND	RATES AT LAST PCI UPDATE	CURRENT RATES	PROPOSED RATES	BASE PERIOD DEMAND x RATES AT LAST PCI UPDATE	BASE PERIOD DEMAND x CURRENT RATES	BASE PERIOD DEMAND x PROPOSED RATES	INDEX RESULTS
	(A)	(B)	(C)	(D)	(E)	(F)	(G)	(H)
Audio & Video Service Category								

Audio/Video Density Zone 1								
4201 Audio/Video DZ1 Chan Term	0	N/A	N/A	N/A	0	0	0	N/A
4202 Audio/Video DZ1 InterOfc Transport - Fixed	0	N/A	N/A	N/A	0	0	0	N/A
4203 Audio/Video DZ1 InterOfc Transport - Variable	0	N/A	N/A	N/A	0	0	0	N/A
4204 Audio/Video DZ1 Other	N/A	N/A	N/A	N/A	0	0	0	N/A
4217 Total Audio/Video DZ1 Sub-Category	N/A	N/A	N/A	N/A	0	0	0	N/A
4218 Audio/Video DZ1 SubIndex	N/A	N/A	N/A	N/A	N/A	N/A	N/A	0.0000
4219 Audio/Video DZ1 Upper Limit	N/A	N/A	N/A	N/A	N/A	N/A	N/A	0.0000
Audio/Video Density Zone 2								
4221 Audio/Video DZ2 Chan Term	0	N/A	N/A	N/A	0	0	0	N/A
4222 Audio/Video DZ2 InterOfc Transport - Fixed	0	N/A	N/A	N/A	0	0	0	N/A
4223 Audio/Video DZ2 InterOfc Transport - Variable	0	N/A	N/A	N/A	0	0	0	N/A
4224 Audio/Video DZ2 Other	N/A	N/A	N/A	N/A	0	0	0	N/A
4237 Total Audio/Video DZ2 Sub-Category	N/A	N/A	N/A	N/A	0	0	0	N/A
4238 Audio/Video DZ2 SubIndex	N/A	N/A	N/A	N/A	N/A	N/A	N/A	0.0000
4239 Audio/Video DZ2 Upper Limit	N/A	N/A	N/A	N/A	N/A	N/A	N/A	0.0000
Audio/Video Density Zone 3								
4241 Audio/Video DZ3 Chan Term	0	N/A	N/A	N/A	0	0	0	N/A
4242 Audio/Video DZ3 InterOfc Transport - Fixed	0	N/A	N/A	N/A	0	0	0	N/A
4243 Audio/Video DZ3 InterOfc Transport - Variable	0	N/A	N/A	N/A	0	0	0	N/A
4244 Audio/Video DZ3 Other	N/A	N/A	N/A	N/A	0	0	0	N/A
4257 Total Audio/Video DZ3 Sub-Category	N/A	N/A	N/A	N/A	0	0	0	N/A
4258 Audio/Video DZ3 SubIndex	N/A	N/A	N/A	N/A	N/A	N/A	N/A	0.0000
4259 Audio/Video DZ3 Upper Limit	N/A	N/A	N/A	N/A	N/A	N/A	N/A	0.0000

Price Caps Tariff Review Plan
 Special Access Basket

	BASE PERIOD DEMAND	RATES AT LAST PCI UPDATE	CURRENT RATES	PROPOSED RATES	BASE PERIOD DEMAND x RATES AT LAST PCI UPDATE	BASE PERIOD DEMAND x CURRENT RATES	BASE PERIOD DEMAND x PROPOSED RATES	INDEX RESULTS
Audio & Video Service Category	(A)	(B)	(C)	(D)	(E)	(F)	(G)	(H)
Audio/Video Density Zone 4								
4261 Audio/Video DZ4 Chan Term	0	N/A	N/A	N/A	0	0	0	N/A
4262 Audio/Video DZ4 InterOfc Transport - Fixed	0	N/A	N/A	N/A	0	0	0	N/A
4263 Audio/Video DZ4 InterOfc Transport - Variable	0	N/A	N/A	N/A	0	0	0	N/A
4264 Audio/Video DZ4 Other	N/A	N/A	N/A	N/A	0	0	0	N/A
4277 Total Audio/Video DZ4 Sub-Category	N/A	N/A	N/A	N/A	0	0	0	N/A
4278 Audio/Video DZ4 SubIndex	N/A	N/A	N/A	N/A	N/A	N/A	N/A	0.0000
4279 Audio/Video DZ4 Upper Limit	N/A	N/A	N/A	N/A	N/A	N/A	N/A	0.0000
Audio/Video Density Zone 5								
4281 Audio/Video DZ5 Chan Term	0	N/A	N/A	N/A	0	0	0	N/A
4282 Audio/Video DZ5 InterOfc Transport - Fixed	0	N/A	N/A	N/A	0	0	0	N/A
4283 Audio/Video DZ5 InterOfc Transport - Variable	0	N/A	N/A	N/A	0	0	0	N/A
4284 Audio/Video DZ5 Other	N/A	N/A	N/A	N/A	0	0	0	N/A
4297 Total Audio/Video DZ5 Sub-Category	N/A	N/A	N/A	N/A	0	0	0	N/A
4298 Audio/Video DZ5 SubIndex	N/A	N/A	N/A	N/A	N/A	N/A	N/A	0.0000
4299 Audio/Video DZ5 Upper Limit	N/A	N/A	N/A	N/A	N/A	N/A	N/A	0.0000
Audio/Video Density Zone 6								
4301 Audio/Video DZ6 Chan Term	0	N/A	N/A	N/A	0	0	0	N/A
4302 Audio/Video DZ6 InterOfc Transport - Fixed	0	N/A	N/A	N/A	0	0	0	N/A
4303 Audio/Video DZ6 InterOfc Transport - Variable	0	N/A	N/A	N/A	0	0	0	N/A
4304 Audio/Video DZ6 Other	N/A	N/A	N/A	N/A	0	0	0	N/A
4317 Total Audio/Video DZ6 Sub-Category	N/A	N/A	N/A	N/A	0	0	0	N/A
4318 Audio/Video DZ6 Audio SubIndex	N/A	N/A	N/A	N/A	N/A	N/A	N/A	0.0000
4319 Audio/Video DZ6 Audio Upper Limit	N/A	N/A	N/A	N/A	N/A	N/A	N/A	0.0000
Audio/Video Density Zone 7								
4321 Audio/Video DZ7 Chan Term	0	N/A	N/A	N/A	0	0	0	N/A
4322 Audio/Video DZ7 InterOfc Transport - Fixed	0	N/A	N/A	N/A	0	0	0	N/A
4323 Audio/Video DZ7 InterOfc Transport - Variable	0	N/A	N/A	N/A	0	0	0	N/A
4324 Audio/Video DZ7 Other	N/A	N/A	N/A	N/A	0	0	0	N/A
4337 Total Audio/Video DZ7 Sub-Category	N/A	N/A	N/A	N/A	0	0	0	N/A
4338 Audio/Video DZ7 SubIndex	N/A	N/A	N/A	N/A	N/A	N/A	N/A	0.0000
4339 Audio/Video DZ7 Upper Limit	N/A	N/A	N/A	N/A	N/A	N/A	N/A	0.0000

Price Caps Tariff Review Plan
 Special Access Basket

	BASE PERIOD DEMAND	RATES AT LAST PCI UPDATE	CURRENT RATES	PROPOSED RATES	BASE PERIOD DEMAND x RATES AT LAST PCI UPDATE	BASE PERIOD DEMAND x CURRENT RATES	BASE PERIOD DEMAND x PROPOSED RATES	INDEX RESULTS
	(A)	(B)	(C)	(D)	(E)	(F)	(G)	(H)

Audio & Video Service Category								

Non-Zone Audio & Video								
4361 Audio/Video NonDZ Channel Term	0	N/A	N/A	N/A	0	0	0	N/A
4362 Audio/Video NonDZ InterOfc Tprt - Fixed	0	N/A	N/A	N/A	0	0	0	N/A
4363 Audio/Video NonDZ InterOfc Tprt - Variable	0	N/A	N/A	N/A	0	0	0	N/A
4364 Audio/Video NonDZ Other	N/A	N/A	N/A	N/A	0	0	0	N/A
4368 Total Audio/Video NonZone	N/A	N/A	N/A	N/A	0	0	0	N/A
4397 Total Audio/Video Service Category	N/A	N/A	N/A	N/A	0	0	0	N/A
4398 Audio/Video SBI	N/A	N/A	N/A	N/A	N/A	N/A	N/A	89.5641
4399 Audio/Video Upper SBI Limit	N/A	N/A	N/A	N/A	N/A	N/A	N/A	94.0568

Price Caps Tariff Review Plan
 Special Access Basket

	BASE PERIOD DEMAND	RATES AT LAST PCI UPDATE	CURRENT RATES	PROPOSED RATES	BASE PERIOD DEMAND x RATES AT LAST PCI UPDATE	BASE PERIOD DEMAND x CURRENT RATES	BASE PERIOD DEMAND x PROPOSED RATES	INDEX RESULTS
	(A)	(B)	(C)	(D)	(E)	(F)	(G)	(H)
High Cap & DDS Service Category - Special								

DS1, Special Access Density Zone 1:								
4401 DS1 Spec DZ1 ChanTerm	0	N/A	N/A	N/A	0	0	0	N/A
4402 DS1 Spec DZ1 InterOfc Transport - Fixed	0	N/A	N/A	N/A	0	0	0	N/A
4403 DS1 Spec DZ1 InterOfc Transport - Variable	0	N/A	N/A	N/A	0	0	0	N/A
4404 DS1 Spec DZ1 Other	N/A	N/A	N/A	N/A	0	0	0	N/A
4417 Total DS1 Spec DZ1 Sub-Category	N/A	N/A	N/A	N/A	0	0	0	N/A
4418 DS1 Spec DZ1 Subindex	N/A	N/A	N/A	N/A	N/A	N/A	N/A	0.0000
4419 DS1 Spec DZ1 Upper Limit	N/A	N/A	N/A	N/A	N/A	N/A	N/A	0.0000
DS1, Special Access Density Zone 2:								
4421 DS1 Spec DZ2 ChanTerm	0	N/A	N/A	N/A	0	0	0	N/A
4422 DS1 Spec DZ2 InterOfc Transport - Fixed	0	N/A	N/A	N/A	0	0	0	N/A
4423 DS1 Spec DZ2 InterOfc Transport - Variable	0	N/A	N/A	N/A	0	0	0	N/A
4424 DS1 Spec DZ2 Other	N/A	N/A	N/A	N/A	0	0	0	N/A
4437 Total DS1 Spec DZ2 Sub-Category	N/A	N/A	N/A	N/A	0	0	0	N/A
4438 DS1 Spec DZ2 Subindex	N/A	N/A	N/A	N/A	N/A	N/A	N/A	0.0000
4439 DS1 Spec DZ2 Upper Limit	N/A	N/A	N/A	N/A	N/A	N/A	N/A	0.0000
DS1, Special Access Density Zone 3:								
4441 DS1 Spec DZ3 ChanTerm	0	N/A	N/A	N/A	0	0	0	N/A
4442 DS1 Spec DZ3 InterOfc Transport - Fixed	0	N/A	N/A	N/A	0	0	0	N/A
4443 DS1 Spec DZ3 InterOfc Transport - Variable	0	N/A	N/A	N/A	0	0	0	N/A
4444 DS1 Spec DZ3 Other	N/A	N/A	N/A	N/A	0	0	0	N/A
4457 Total DS1 Spec DZ3 Sub-Category	N/A	N/A	N/A	N/A	0	0	0	N/A
4458 DS1 Spec DZ3 Subindex	N/A	N/A	N/A	N/A	N/A	N/A	N/A	0.0000
4459 DS1 Spec DZ3 Upper Limit	N/A	N/A	N/A	N/A	N/A	N/A	N/A	0.0000

Price Caps Tariff Review Plan
 Special Access Basket

	BASE PERIOD DEMAND	RATES AT LAST PCI UPDATE	CURRENT RATES	PROPOSED RATES	BASE PERIOD DEMAND x RATES AT LAST PCI UPDATE	BASE PERIOD DEMAND x CURRENT RATES	BASE PERIOD DEMAND x PROPOSED RATES	INDEX RESULTS
	(A)	(B)	(C)	(D)	(E)	(F)	(G)	(H)
High Cap & DDS Service Category - Special								
DS1, Special Access Density Zone 4:								
4461 DS1 Spec DZ4 ChanTerm	0	N/A	N/A	N/A	0	0	0	N/A
4462 DS1 Spec DZ4 InterOfc Transport - Fixed	0	N/A	N/A	N/A	0	0	0	N/A
4463 DS1 Spec DZ4 InterOfc Transport - Variable	0	N/A	N/A	N/A	0	0	0	N/A
4464 DS1 Spec DZ4 Other	N/A	N/A	N/A	N/A	0	0	0	N/A
4477 Total DS1 Spec DZ4 Sub-Category	N/A	N/A	N/A	N/A	0	0	0	N/A
4478 DS1 Spec DZ4 Subindex	N/A	N/A	N/A	N/A	N/A	N/A	N/A	0.0000
4479 DS1 Spec DZ4 Upper Limit	N/A	N/A	N/A	N/A	N/A	N/A	N/A	0.0000
DS1, Special Access Density Zone 5:								
4481 DS1 Spec DZ5 ChanTerm	0	N/A	N/A	N/A	0	0	0	N/A
4482 DS1 Spec DZ5 InterOfc Transport - Fixed	0	N/A	N/A	N/A	0	0	0	N/A
4483 DS1 Spec DZ5 InterOfc Transport - Variable	0	N/A	N/A	N/A	0	0	0	N/A
4484 DS1 Spec DZ5 Other	N/A	N/A	N/A	N/A	0	0	0	N/A
4497 Total DS1 Spec DZ5 Sub-Category	N/A	N/A	N/A	N/A	0	0	0	N/A
4498 DS1 Spec DZ5 Subindex	N/A	N/A	N/A	N/A	N/A	N/A	N/A	0.0000
4499 DS1 Spec DZ5 Upper Limit	N/A	N/A	N/A	N/A	N/A	N/A	N/A	0.0000
DS1, Special Access Density Zone 6:								
4501 DS1 Spec DZ6 ChanTerm	0	N/A	N/A	N/A	0	0	0	N/A
4502 DS1 Spec DZ6 InterOfc Transport - Fixed	0	N/A	N/A	N/A	0	0	0	N/A
4503 DS1 Spec DZ6 InterOfc Transport - Variable	0	N/A	N/A	N/A	0	0	0	N/A
4504 DS1 Spec DZ6 Other	N/A	N/A	N/A	N/A	0	0	0	N/A
4517 Total DS1 Spec DZ6 Sub-Category	N/A	N/A	N/A	N/A	0	0	0	N/A
4518 DS1 Spec DZ6 Subindex	N/A	N/A	N/A	N/A	N/A	N/A	N/A	0.0000
4519 DS1 Spec DZ6 Upper Limit	N/A	N/A	N/A	N/A	N/A	N/A	N/A	0.0000
DS1, Special Access Density Zone 7:								
4521 DS1 Spec DZ7 ChanTerm	0	N/A	N/A	N/A	0	0	0	N/A
4522 DS1 Spec DZ7 InterOfc Transport - Fixed	0	N/A	N/A	N/A	0	0	0	N/A
4523 DS1 Spec DZ7 InterOfc Transport - Variable	0	N/A	N/A	N/A	0	0	0	N/A
4524 DS1 Spec DZ7 Other	N/A	N/A	N/A	N/A	0	0	0	N/A
4537 Total DS1 Spec DZ7 Sub-Category	N/A	N/A	N/A	N/A	0	0	0	N/A
4538 DS1 Spec DZ7 Subindex	N/A	N/A	N/A	N/A	N/A	N/A	N/A	0.0000
4539 DS1 Spec DZ7 Upper Limit	N/A	N/A	N/A	N/A	N/A	N/A	N/A	0.0000

RTE-1 chart, Pages 31-40. Arrow right for CAP forms.
Page down 60 for next page
To Print, Use Manual Compression = 63% and Landscape Mode

Price Caps Tariff Review Plan
 Special Access Basket

	BASE PERIOD DEMAND	RATES AT LAST PCI UPDATE	CURRENT RATES	PROPOSED RATES	BASE PERIOD DEMAND x RATES AT LAST PCI UPDATE	BASE PERIOD DEMAND x CURRENT RATES	BASE PERIOD DEMAND x PROPOSED RATES	INDEX RESULTS
	(A)	(B)	(C)	(D)	(E)	(F)	(G)	(H)
High Cap & DDS Service Category - Special								

DS1, Non-Density Zone - Special:								
4571 DS1 SP NonDZ ChanTerm	13,440	N/A	N/A	N/A	1,673,919	1,673,919	1,673,919	N/A
4572 DS1 SP NonDZ InterOfc Transport - Fixed	6,010	N/A	N/A	N/A	315,537	315,537	315,537	N/A
4573 DS1 SP NonDZ InterOfc Transport - Variable	287,140	N/A	N/A	N/A	2,584,256	2,584,256	2,584,256	N/A
4574 DS1 SP NonDZ Other	N/A	N/A	N/A	N/A	8,164,953	8,164,953	8,164,953	N/A
4578 Total DS1 SP NonZone	N/A	N/A	N/A	N/A	12,738,666	12,738,666	12,738,666	N/A
4597 TOTAL DS1 Special Sub-Category	N/A	N/A	N/A	N/A	12,738,666	12,738,666	12,738,666	N/A
4598 DS1 Special Subindex	N/A	N/A	N/A	N/A	N/A	N/A	N/A	77.9605
4599 DS1 Special Upper Limit	N/A	N/A	N/A	N/A	N/A	N/A	N/A	81.9082

Price Caps Tariff Review Plan
 Special Access Basket

	BASE PERIOD DEMAND	RATES AT LAST PCI UPDATE	CURRENT RATES	PROPOSED RATES	BASE PERIOD DEMAND x RATES AT LAST PCI UPDATE	BASE PERIOD DEMAND x CURRENT RATES	BASE PERIOD DEMAND x PROPOSED RATES	INDEX RESULTS
	(A)	(B)	(C)	(D)	(E)	(F)	(G)	(H)
High Cap & DDS Service Category - Special								

DS3, Special Access Density Zone 1:								
4601 DS3 Spec DZ1 ChanTerm	N/A	N/A	N/A	N/A	0	0	0	N/A
4602 DS3 Spec DZ1 InterOfc Transport - Fixed	N/A	N/A	N/A	N/A	0	0	0	N/A
4603 DS3 Spec DZ1 InterOfc Transport - Variable	N/A	N/A	N/A	N/A	0	0	0	N/A
4604 DS3 Spec DZ1 Other	N/A	N/A	N/A	N/A	0	0	0	N/A
4617 Total DS3 Spec DZ1 Sub-Category	N/A	N/A	N/A	N/A	0	0	0	N/A
4618 DS3 Spec DZ1 Subindex	N/A	N/A	N/A	N/A	N/A	N/A	N/A	0.0000
4619 DS3 Spec DZ1 Upper Limit	N/A	N/A	N/A	N/A	N/A	N/A	N/A	0.0000
DS3, Special Access Density Zone 2:								
4621 DS3 Spec DZ2 ChanTerm	N/A	N/A	N/A	N/A	0	0	0	N/A
4622 DS3 Spec DZ2 InterOfc Transport - Fixed	N/A	N/A	N/A	N/A	0	0	0	N/A
4623 DS3 Spec DZ2 InterOfc Transport - Variable	N/A	N/A	N/A	N/A	0	0	0	N/A
4624 DS3 Spec DZ2 Other	N/A	N/A	N/A	N/A	0	0	0	N/A
4637 Total DS3 Spec DZ2 Sub-Category	N/A	N/A	N/A	N/A	0	0	0	N/A
4638 DS3 Spec DZ2 Subindex	N/A	N/A	N/A	N/A	N/A	N/A	N/A	0.0000
4639 DS3 Spec DZ2 Upper Limit	N/A	N/A	N/A	N/A	N/A	N/A	N/A	0.0000
DS3, Special Access Density Zone 3:								
4641 DS3 Spec DZ3 ChanTerm	N/A	N/A	N/A	N/A	0	0	0	N/A
4642 DS3 Spec DZ3 InterOfc Transport - Fixed	N/A	N/A	N/A	N/A	0	0	0	N/A
4643 DS3 Spec DZ3 InterOfc Transport - Variable	N/A	N/A	N/A	N/A	0	0	0	N/A
4644 DS3 Spec DZ3 Other	N/A	N/A	N/A	N/A	0	0	0	N/A
4657 Total DS3 Spec DZ3 Sub-Category	N/A	N/A	N/A	N/A	0	0	0	N/A
4658 DS3 Spec DZ3 Subindex	N/A	N/A	N/A	N/A	N/A	N/A	N/A	0.0000
4659 DS3 Spec DZ3 Upper Limit	N/A	N/A	N/A	N/A	N/A	N/A	N/A	0.0000

Price Caps Tariff Review Plan
 Special Access Basket

	BASE PERIOD DEMAND	RATES AT LAST PCI UPDATE	CURRENT RATES	PROPOSED RATES	BASE PERIOD DEMAND x RATES AT LAST PCI UPDATE	BASE PERIOD DEMAND x CURRENT RATES	BASE PERIOD DEMAND x PROPOSED RATES	INDEX RESULTS
	(A)	(B)	(C)	(D)	(E)	(F)	(G)	(H)
High Cap & DDS Service Category - Special								
DS3, Special Access Density Zone 4:								
4661 DS3 Spec DZ4 ChanTerm	N/A	N/A	N/A	N/A	0	0	0	N/A
4662 DS3 Spec DZ4 InterOfc Transport - Fixed	N/A	N/A	N/A	N/A	0	0	0	N/A
4663 DS3 Spec DZ4 InterOfc Transport - Variable	N/A	N/A	N/A	N/A	0	0	0	N/A
4664 DS3 Spec DZ4 Other	N/A	N/A	N/A	N/A	0	0	0	N/A
4677 Total DS3 Spec DZ4 Sub-Category	N/A	N/A	N/A	N/A	0	0	0	N/A
4678 DS3 Spec DZ4 Subindex	N/A	N/A	N/A	N/A	N/A	N/A	N/A	0.0000
4679 DS3 Spec DZ4 Upper Limit	N/A	N/A	N/A	N/A	N/A	N/A	N/A	0.0000
DS3, Special Access Density Zone 5:								
4681 DS3 Spec DZ5 ChanTerm	N/A	N/A	N/A	N/A	0	0	0	N/A
4682 DS3 Spec DZ5 InterOfc Transport - Fixed	N/A	N/A	N/A	N/A	0	0	0	N/A
4683 DS3 Spec DZ5 InterOfc Transport - Variable	N/A	N/A	N/A	N/A	0	0	0	N/A
4684 DS3 Spec DZ5 Other	N/A	N/A	N/A	N/A	0	0	0	N/A
4697 Total DS3 Spec DZ5 Sub-Category	N/A	N/A	N/A	N/A	0	0	0	N/A
4698 DS3 Spec DZ5 Subindex	N/A	N/A	N/A	N/A	N/A	N/A	N/A	0.0000
4699 DS3 Spec DZ5 Upper Limit	N/A	N/A	N/A	N/A	N/A	N/A	N/A	0.0000
DS3, Special Access Density Zone 6:								
4701 DS3 Spec DZ6 ChanTerm	N/A	N/A	N/A	N/A	0	0	0	N/A
4702 DS3 Spec DZ6 InterOfc Transport - Fixed	N/A	N/A	N/A	N/A	0	0	0	N/A
4703 DS3 Spec DZ6 InterOfc Transport - Variable	N/A	N/A	N/A	N/A	0	0	0	N/A
4704 DS3 Spec DZ6 Other	N/A	N/A	N/A	N/A	0	0	0	N/A
4717 Total DS3 Spec DZ6 Sub-Category	N/A	N/A	N/A	N/A	0	0	0	N/A
4718 DS3 Spec DZ6 Subindex	N/A	N/A	N/A	N/A	N/A	N/A	N/A	0.0000
4719 DS3 Spec DZ6 Upper Limit	N/A	N/A	N/A	N/A	N/A	N/A	N/A	0.0000
DS3, Special Access Density Zone 7:								
4721 DS3 Spec DZ7 ChanTerm	N/A	N/A	N/A	N/A	0	0	0	N/A
4722 DS3 Spec DZ7 InterOfc Transport - Fixed	N/A	N/A	N/A	N/A	0	0	0	N/A
4723 DS3 Spec DZ7 InterOfc Transport - Variable	N/A	N/A	N/A	N/A	0	0	0	N/A
4724 DS3 Spec DZ7 Other	N/A	N/A	N/A	N/A	0	0	0	N/A
4737 Total DS3 Spec DZ7 Sub-Category	N/A	N/A	N/A	N/A	0	0	0	N/A
4738 DS3 Spec DZ7 Subindex	N/A	N/A	N/A	N/A	N/A	N/A	N/A	0.0000
4739 DS3 Spec DZ7 Upper Limit	N/A	N/A	N/A	N/A	N/A	N/A	N/A	0.0000

Price Caps Tariff Review Plan
 Special Access Basket

	BASE PERIOD DEMAND	RATES AT LAST PCI UPDATE	CURRENT RATES	PROPOSED RATES	BASE PERIOD DEMAND x RATES AT LAST PCI UPDATE	BASE PERIOD DEMAND x CURRENT RATES	BASE PERIOD DEMAND x PROPOSED RATES	INDEX RESULTS
	(A)	(B)	(C)	(D)	(E)	(F)	(G)	(H)
High Cap & DDS Service Category - Special								

DS3, Non-Density Zone Special:								
4771 DS3 SP NonDZ ChanTerm	N/A	N/A	N/A	N/A	2,683,484	2,683,484	2,683,484	N/A
4772 DS3 SP NonDZ InterOfc Transport - Fixed	N/A	N/A	N/A	N/A	601,746	601,746	601,746	N/A
4773 DS3 SP NonDZ InterOfc Transport - Variable	N/A	N/A	N/A	N/A	1,746,632	1,746,632	1,746,632	N/A
4774 DS3 SP NonDZ Other	N/A	N/A	N/A	N/A	17,505,106	17,505,106	17,505,106	N/A
4778 Total DS3 SP NonZone	N/A	N/A	N/A	N/A	22,536,968	22,536,968	22,536,968	N/A
4797 TOTAL DS3 Special Sub-Category	N/A	N/A	N/A	N/A	22,536,968	22,536,968	22,536,968	N/A
4798 DS3 Special Subindex	N/A	N/A	N/A	N/A	N/A	N/A	N/A	66.6338
4799 DS3 Special Upper Limit	N/A	N/A	N/A	N/A	N/A	N/A	N/A	70.0080

Price Caps Tariff Review Plan
 Special Access Basket

	BASE PERIOD DEMAND	RATES AT LAST PCI UPDATE	CURRENT RATES	PROPOSED RATES	BASE PERIOD DEMAND x RATES AT LAST PCI UPDATE	BASE PERIOD DEMAND x CURRENT RATES	BASE PERIOD DEMAND x PROPOSED RATES	INDEX RESULTS
	(A)	(B)	(C)	(D)	(E)	(F)	(G)	(H)
High Cap & DDS Service Category - Special								

DDS&Other Density Zone 1: Special								
4801 DDS&Other SP DZ1 ChanTerm	N/A	N/A	N/A	N/A	0	0	0	N/A
4802 DDS&Other SP DZ1 InterOfc Transport - Fixec	N/A	N/A	N/A	N/A	0	0	0	N/A
4803 DDS&Other SP DZ1 InterOfc Transport - Varia	N/A	N/A	N/A	N/A	0	0	0	N/A
4804 DDS&Other SP DZ1 Other	N/A	N/A	N/A	N/A	0	0	0	N/A
4817 Total DDS&Other SP DZ1 Sub-Category	N/A	N/A	N/A	N/A	0	0	0	N/A
4818 DDS&Other SP DZ1 Subindex	N/A	N/A	N/A	N/A	N/A	N/A	N/A	0.0000
4819 DDS&Other SP DZ1 Upper Limit	N/A	N/A	N/A	N/A	N/A	N/A	N/A	0.0000
DDS&Other Density Zone 2: Special								
4821 DDS&Other SP DZ2 ChanTerm	N/A	N/A	N/A	N/A	0	0	0	N/A
4822 DDS&Other SP DZ2 InterOfc Transport - Fixec	N/A	N/A	N/A	N/A	0	0	0	N/A
4823 DDS&Other SP DZ2 InterOfc Transport - Varia	N/A	N/A	N/A	N/A	0	0	0	N/A
4824 DDS&Other SP DZ2 Other	N/A	N/A	N/A	N/A	0	0	0	N/A
4837 Total DDS&Other SP DZ2 Sub-Category	N/A	N/A	N/A	N/A	0	0	0	N/A
4838 DDS&Other SP DZ2 Subindex	N/A	N/A	N/A	N/A	N/A	N/A	N/A	0.0000
4839 DDS&Other SP DZ2 Upper Limit	N/A	N/A	N/A	N/A	N/A	N/A	N/A	0.0000
DDS&Other Density Zone 3: Special								
4841 DDS&Other SP DZ3 ChanTerm	N/A	N/A	N/A	N/A	0	0	0	N/A
4842 DDS&Other SP DZ3 InterOfc Transport - Fixec	N/A	N/A	N/A	N/A	0	0	0	N/A
4843 DDS&Other SP DZ3 InterOfc Transport - Varia	N/A	N/A	N/A	N/A	0	0	0	N/A
4844 DDS&Other SP DZ3 Other	N/A	N/A	N/A	N/A	0	0	0	N/A
4857 Total DDS&Other SP DZ3 Sub-Category	N/A	N/A	N/A	N/A	0	0	0	N/A
4858 DDS&Other SP DZ3 Subindex	N/A	N/A	N/A	N/A	N/A	N/A	N/A	0.0000
4859 DDS&Other SP DZ3 Upper Limit	N/A	N/A	N/A	N/A	N/A	N/A	N/A	0.0000

Price Caps Tariff Review Plan
 Special Access Basket

	BASE PERIOD DEMAND	RATES AT LAST PCI UPDATE	CURRENT RATES	PROPOSED RATES	BASE PERIOD DEMAND x RATES AT LAST PCI UPDATE	BASE PERIOD DEMAND x CURRENT RATES	BASE PERIOD DEMAND x PROPOSED RATES	INDEX RESULTS
High Cap & DDS Service Category	(A)	(B)	(C)	(D)	(E)	(F)	(G)	(H)
DDS&Other Density Zone 4: Special								
4861 DDS&Other SP DZ4 ChanTerm	N/A	N/A	N/A	N/A	0	0	0	N/A
4862 DDS&Other SP DZ4 InterOfc Transport - Fixec	N/A	N/A	N/A	N/A	0	0	0	N/A
4863 DDS&Other SP DZ4 InterOfc Transport - Varia	N/A	N/A	N/A	N/A	0	0	0	N/A
4864 DDS&Other SP DZ4 Other	N/A	N/A	N/A	N/A	0	0	0	N/A
4877 Total DDS&Other SP DZ4 Sub-Category	N/A	N/A	N/A	N/A	0	0	0	N/A
4878 DDS&Other SP DZ4 Subindex	N/A	N/A	N/A	N/A	N/A	N/A	N/A	0.0000
4879 DDS&Other SP DZ4 Upper Limit	N/A	N/A	N/A	N/A	N/A	N/A	N/A	0.0000
DDS&Other Density Zone 5: Special								
4881 DDS&Other SP DZ5 ChanTerm	N/A	N/A	N/A	N/A	0	0	0	N/A
4882 DDS&Other SP DZ5 InterOfc Transport - Fixec	N/A	N/A	N/A	N/A	0	0	0	N/A
4883 DDS&Other SP DZ5 InterOfc Transport - Varia	N/A	N/A	N/A	N/A	0	0	0	N/A
4884 DDS&Other SP DZ5 Other	N/A	N/A	N/A	N/A	0	0	0	N/A
4897 Total DDS&Other SP DZ5 Sub-Category	N/A	N/A	N/A	N/A	0	0	0	N/A
4898 DDS&Other SP DZ5 Subindex	N/A	N/A	N/A	N/A	N/A	N/A	N/A	0.0000
4899 DDS&Other SP DZ5 Upper Limit	N/A	N/A	N/A	N/A	N/A	N/A	N/A	0.0000
DDS&Other Density Zone 6: Special								
4901 DDS&Other SP DZ6 ChanTerm	N/A	N/A	N/A	N/A	0	0	0	N/A
4902 DDS&Other SP DZ6 InterOfc Transport - Fixec	N/A	N/A	N/A	N/A	0	0	0	N/A
4903 DDS&Other SP DZ6 InterOfc Transport - Varia	N/A	N/A	N/A	N/A	0	0	0	N/A
4904 DDS&Other SP DZ6 Other	N/A	N/A	N/A	N/A	0	0	0	N/A
4917 Total DDS&Other SP DZ6 Sub-Category	N/A	N/A	N/A	N/A	0	0	0	N/A
4918 DDS&Other SP DZ6 Subindex	N/A	N/A	N/A	N/A	N/A	N/A	N/A	0.0000
4919 DDS&Other SP DZ6 Upper Limit	N/A	N/A	N/A	N/A	N/A	N/A	N/A	0.0000
DDS&Other Density Zone 7: Special								
4921 DDS&Other SP DZ7 ChanTerm	N/A	N/A	N/A	N/A	0	0	0	N/A
4922 DDS&Other SP DZ7 InterOfc Transport - Fixec	N/A	N/A	N/A	N/A	0	0	0	N/A
4923 DDS&Other SP DZ7 InterOfc Transport - Varia	N/A	N/A	N/A	N/A	0	0	0	N/A
4924 DDS&Other SP DZ7 Other	N/A	N/A	N/A	N/A	0	0	0	N/A
4937 Total DDS&Other SP DZ7 Sub-Category	N/A	N/A	N/A	N/A	0	0	0	N/A
4938 DDS&Other SP DZ7 Subindex	N/A	N/A	N/A	N/A	N/A	N/A	N/A	0.0000
4939 DDS&Other SP DZ7 Upper Limit	N/A	N/A	N/A	N/A	N/A	N/A	N/A	0.0000

Price Caps Tariff Review Plan
 Special Access Basket

	BASE PERIOD DEMAND	RATES AT LAST PCI UPDATE	CURRENT RATES	PROPOSED RATES	BASE PERIOD DEMAND x RATES AT LAST PCI UPDATE	BASE PERIOD DEMAND x CURRENT RATES	BASE PERIOD DEMAND x PROPOSED RATES	INDEX RESULTS
	(A)	(B)	(C)	(D)	(E)	(F)	(G)	(H)
High Cap & DDS Service Category								

DDS&Other Non-Zone - Special:								
4971 DDS&Other SP Non-Zone Channel Term	1,529	N/A	N/A	N/A	108,698	108,698	108,698	N/A
4972 DDS&Other SP Non-Zone InterOfc Tprt - Fixec	978	N/A	N/A	N/A	12,709	12,709	12,709	N/A
4973 DDS&Other SP Non-Zone InterOfc Tprt - Varia	13,351	N/A	N/A	N/A	9,613	9,613	9,613	N/A
4974 DDS&Other SP Non-Zone Other	N/A	N/A	N/A	N/A	199,026	199,026	199,026	N/A
4978 Total DDS & Other SP NonZone	N/A	N/A	N/A	N/A	330,045	330,045	330,045	N/A
4997 TOTAL HC/DDS Service Category	N/A	N/A	N/A	N/A	35,605,679	35,605,679	35,605,679	N/A
4998 HC/DDS SBI	N/A	N/A	N/A	N/A	N/A	N/A	N/A	69.8895
4999 HC/DDS Upper SBI Limit	N/A	N/A	N/A	N/A	N/A	N/A	N/A	73.4285

Price Caps Tariff Review Plan
 Special Access Basket

	BASE PERIOD DEMAND	RATES AT LAST PCI UPDATE	CURRENT RATES	PROPOSED RATES	BASE PERIOD DEMAND x RATES AT LAST PCI UPDATE	BASE PERIOD DEMAND x CURRENT RATES	BASE PERIOD DEMAND x PROPOSED RATES	INDEX RESULTS
	(A)	(B)	(C)	(D)	(E)	(F)	(G)	(H)
Wideband Service Category								

WB Density Zone 1:								
5001 WB DZ1 ChanTerm	0	N/A	N/A	N/A	0	0	0	N/A
5002 WB DZ1 InterOfc Transport - Fixed	0	N/A	N/A	N/A	0	0	0	N/A
5003 WB DZ1 InterOfc Transport - Variable	0	N/A	N/A	N/A	0	0	0	N/A
5004 WB DZ1 Other	N/A	N/A	N/A	N/A	0	0	0	N/A
5017 Total WB DZ1 Sub-Category	N/A	N/A	N/A	N/A	0	0	0	N/A
5018 WB DZ1 Subindex	N/A	N/A	N/A	N/A	N/A	N/A	N/A	0.0000
5019 WB DZ1 Upper Limit	N/A	N/A	N/A	N/A	N/A	N/A	N/A	0.0000
WB Density Zone 2:								
5021 WB DZ2 ChanTerm	0	N/A	N/A	N/A	0	0	0	N/A
5022 WB DZ2 InterOfc Transport - Fixed	0	N/A	N/A	N/A	0	0	0	N/A
5023 WB DZ2 InterOfc Transport - Variable	0	N/A	N/A	N/A	0	0	0	N/A
5024 WB DZ2 Other	N/A	N/A	N/A	N/A	0	0	0	N/A
5037 Total WB DZ2 Sub-Category	N/A	N/A	N/A	N/A	0	0	0	N/A
5038 WB DZ2 Subindex	N/A	N/A	N/A	N/A	N/A	N/A	N/A	0.0000
5039 WB DZ2 Upper Limit	N/A	N/A	N/A	N/A	N/A	N/A	N/A	0.0000
WB Density Zone 3:								
5041 WB DZ3 ChanTerm	0	N/A	N/A	N/A	0	0	0	N/A
5042 WB DZ3 InterOfc Transport - Fixed	0	N/A	N/A	N/A	0	0	0	N/A
5043 WB DZ3 InterOfc Transport - Variable	0	N/A	N/A	N/A	0	0	0	N/A
5044 WB DZ3 Other	N/A	N/A	N/A	N/A	0	0	0	N/A
5057 Total WB DZ3 Sub-Category	N/A	N/A	N/A	N/A	0	0	0	N/A
5058 WB DZ3 Subindex	N/A	N/A	N/A	N/A	N/A	N/A	N/A	0.0000
5059 WB DZ3 Upper Limit	N/A	N/A	N/A	N/A	N/A	N/A	N/A	0.0000

Price Caps Tariff Review Plan
 Special Access Basket

	BASE PERIOD DEMAND	RATES AT LAST PCI UPDATE	CURRENT RATES	PROPOSED RATES	BASE PERIOD DEMAND x RATES AT LAST PCI UPDATE	BASE PERIOD DEMAND x CURRENT RATES	BASE PERIOD DEMAND x PROPOSED RATES	INDEX RESULTS
	(A)	(B)	(C)	(D)	(E)	(F)	(G)	(H)
Wideband Service Category								

WB Density Zone 4:								
5061 WB DZ4 ChanTerm	0	N/A	N/A	N/A	0	0	0	N/A
5062 WB DZ4 InterOfc Transport - Fixed	0	N/A	N/A	N/A	0	0	0	N/A
5063 WB DZ4 InterOfc Transport - Variable	0	N/A	N/A	N/A	0	0	0	N/A
5064 WB DZ4 Other	N/A	N/A	N/A	N/A	0	0	0	N/A
5077 Total WB DZ4 Sub-Category	N/A	N/A	N/A	N/A	0	0	0	N/A
5078 WB DZ4 Subindex	N/A	N/A	N/A	N/A	N/A	N/A	N/A	0.0000
5079 WB DZ4 Upper Limit	N/A	N/A	N/A	N/A	N/A	N/A	N/A	0.0000
WB Density Zone 5:								
5081 WB DZ5 ChanTerm	0	N/A	N/A	N/A	0	0	0	N/A
5082 WB DZ5 InterOfc Transport - Fixed	0	N/A	N/A	N/A	0	0	0	N/A
5083 WB DZ5 InterOfc Transport - Variable	0	N/A	N/A	N/A	0	0	0	N/A
5084 WB DZ5 Other	N/A	N/A	N/A	N/A	0	0	0	N/A
5097 Total WB DZ5 Sub-Category	N/A	N/A	N/A	N/A	0	0	0	N/A
5098 WB DZ5 Subindex	N/A	N/A	N/A	N/A	N/A	N/A	N/A	0.0000
5099 WB DZ5 Upper Limit	N/A	N/A	N/A	N/A	N/A	N/A	N/A	0.0000
WB Density Zone 6:								
5101 WB DZ6 ChanTerm	0	N/A	N/A	N/A	0	0	0	N/A
5102 WB DZ6 InterOfc Transport - Fixed	0	N/A	N/A	N/A	0	0	0	N/A
5103 WB DZ6 InterOfc Transport - Variable	0	N/A	N/A	N/A	0	0	0	N/A
5104 WB DZ6 Other	N/A	N/A	N/A	N/A	0	0	0	N/A
5117 Total WB DZ6 Sub-Category	N/A	N/A	N/A	N/A	0	0	0	N/A
5118 WB DZ6 Subindex	N/A	N/A	N/A	N/A	N/A	N/A	N/A	0.0000
5119 WB DZ6 Upper Limit	N/A	N/A	N/A	N/A	N/A	N/A	N/A	0.0000
WB Density Zone 7:								
5121 WB DZ7 ChanTerm	0	N/A	N/A	N/A	0	0	0	N/A
5122 WB DZ7 InterOfc Transport - Fixed	0	N/A	N/A	N/A	0	0	0	N/A
5123 WB DZ7 InterOfc Transport - Variable	0	N/A	N/A	N/A	0	0	0	N/A
5124 WB DZ7 Other	N/A	N/A	N/A	N/A	0	0	0	N/A
5137 Total WB DZ7 Sub-Category	N/A	N/A	N/A	N/A	0	0	0	N/A
5138 WB DZ7 Subindex	N/A	N/A	N/A	N/A	N/A	N/A	N/A	0.0000
5139 WB DZ7 Upper Limit	N/A	N/A	N/A	N/A	N/A	N/A	N/A	0.0000

Price Caps Tariff Review Plan
 Special Access Basket

	BASE PERIOD DEMAND	RATES AT LAST PCI UPDATE	CURRENT RATES	PROPOSED RATES	BASE PERIOD DEMAND x RATES AT LAST PCI UPDATE	BASE PERIOD DEMAND x CURRENT RATES	BASE PERIOD DEMAND x PROPOSED RATES	INDEX RESULTS
	(A)	(B)	(C)	(D)	(E)	(F)	(G)	(H)
Wideband Service Category								

Non-Zone WB:								
5171 WB Channel Term	0	N/A	N/A	N/A	0	0	0	N/A
5172 WB InterOfc Transport - Fixed	0	N/A	N/A	N/A	0	0	0	N/A
5173 WB InterOfc Transport - Variable	0	N/A	N/A	N/A	0	0	0	N/A
5174 WB Other	N/A	N/A	N/A	N/A	0	0	0	N/A
5178 Total WB NonZone	N/A	N/A	N/A	N/A	0	0	0	N/A
5197 Total Wideband Service Category	N/A	N/A	N/A	N/A	0	0	0	N/A
5198 Wideband SBI	N/A	N/A	N/A	N/A	N/A	N/A	N/A	0.0000
5199 Wideband Upper SBI Limit	N/A	N/A	N/A	N/A	N/A	N/A	N/A	0.0000
5970 Total Special Access Basket	N/A	N/A	N/A	N/A	35,680,037	35,680,037	35,680,037	N/A
5980 Total Special Access API	N/A	N/A	N/A	N/A	N/A	N/A	N/A	56.6798
5990 Total Special Access PCI	N/A	N/A	N/A	N/A	N/A	N/A	N/A	56.7557

Price Caps Tariff Review Plan
 Special Access Basket

	BASE PERIOD DEMAND	RATES AT LAST PCI UPDATE	CURRENT RATES	PROPOSED RATES	BASE PERIOD DEMAND x RATES AT LAST PCI UPDATE	BASE PERIOD DEMAND x CURRENT RATES	BASE PERIOD DEMAND x PROPOSED RATES	INDEX RESULTS
	(A)	(B)	(C)	(D)	(E)	(F)	(G)	(H)
High Cap & DDS Service Category - Special								

DS1, Non-Density Zone - Special:								
4571 DS1 SP NonDZ ChanTerm	13,440	N/A	N/A	N/A	1,673,919	1,673,919	1,673,919	N/A
4572 DS1 SP NonDZ InterOfc Transport - Fixed	6,010	N/A	N/A	N/A	315,537	315,537	315,537	N/A
4573 DS1 SP NonDZ InterOfc Transport - Variable	287,140	N/A	N/A	N/A	2,584,256	2,584,256	2,584,256	N/A
4574 DS1 SP NonDZ Other	N/A	N/A	N/A	N/A	8,164,953	8,164,953	8,164,953	N/A
4578 Total DS1 SP NonZone	N/A	N/A	N/A	N/A	12,738,666	12,738,666	12,738,666	N/A
					12,738,666	12,738,666	12,738,666	
4597 TOTAL DS1 Special Sub-Category	N/A	N/A	N/A	N/A	12,738,666	12,738,666	12,738,666	N/A
4598 DS1 Special Subindex	N/A	N/A	N/A	N/A	N/A	N/A	N/A	77.9605
4599 DS1 Special Upper Limit	N/A	N/A	N/A	N/A	N/A	N/A	N/A	81.9082

Price Caps Tariff Review Plan
 Special Access Basket

	BASE PERIOD DEMAND	RATES AT LAST PCI UPDATE	CURRENT RATES	PROPOSED RATES	BASE PERIOD DEMAND x RATES AT LAST PCI UPDATE	BASE PERIOD DEMAND x CURRENT RATES	BASE PERIOD DEMAND x PROPOSED RATES	INDEX RESULTS
	(A)	(B)	(C)	(D)	(E)	(F)	(G)	(H)
High Cap & DDS Service Category - Special								

DS3, Special Access Density Zone 1:								
4601 DS3 Spec DZ1 ChanTerm	N/A	N/A	N/A	N/A	0	0	0	N/A
4602 DS3 Spec DZ1 InterOfc Transport - Fixed	N/A	N/A	N/A	N/A	0	0	0	N/A
4603 DS3 Spec DZ1 InterOfc Transport - Variable	N/A	N/A	N/A	N/A	0	0	0	N/A
4604 DS3 Spec DZ1 Other	N/A	N/A	N/A	N/A	0	0	0	N/A
4617 Total DS3 Spec DZ1 Sub-Category	N/A	N/A	N/A	N/A	0	0	0	N/A
4618 DS3 Spec DZ1 Subindex	N/A	N/A	N/A	N/A	N/A	N/A	N/A	0.0000
4619 DS3 Spec DZ1 Upper Limit	N/A	N/A	N/A	N/A	N/A	N/A	N/A	0.0000
DS3, Special Access Density Zone 2:								
4621 DS3 Spec DZ2 ChanTerm	N/A	N/A	N/A	N/A	0	0	0	N/A
4622 DS3 Spec DZ2 InterOfc Transport - Fixed	N/A	N/A	N/A	N/A	0	0	0	N/A
4623 DS3 Spec DZ2 InterOfc Transport - Variable	N/A	N/A	N/A	N/A	0	0	0	N/A
4624 DS3 Spec DZ2 Other	N/A	N/A	N/A	N/A	0	0	0	N/A
4637 Total DS3 Spec DZ2 Sub-Category	N/A	N/A	N/A	N/A	0	0	0	N/A
4638 DS3 Spec DZ2 Subindex	N/A	N/A	N/A	N/A	N/A	N/A	N/A	0.0000
4639 DS3 Spec DZ2 Upper Limit	N/A	N/A	N/A	N/A	N/A	N/A	N/A	0.0000
DS3, Special Access Density Zone 3:								
4641 DS3 Spec DZ3 ChanTerm	N/A	N/A	N/A	N/A	0	0	0	N/A
4642 DS3 Spec DZ3 InterOfc Transport - Fixed	N/A	N/A	N/A	N/A	0	0	0	N/A
4643 DS3 Spec DZ3 InterOfc Transport - Variable	N/A	N/A	N/A	N/A	0	0	0	N/A
4644 DS3 Spec DZ3 Other	N/A	N/A	N/A	N/A	0	0	0	N/A
4657 Total DS3 Spec DZ3 Sub-Category	N/A	N/A	N/A	N/A	0	0	0	N/A
4658 DS3 Spec DZ3 Subindex	N/A	N/A	N/A	N/A	N/A	N/A	N/A	0.0000
4659 DS3 Spec DZ3 Upper Limit	N/A	N/A	N/A	N/A	N/A	N/A	N/A	0.0000

Price Caps Tariff Review Plan
 Special Access Basket

	BASE PERIOD DEMAND	RATES AT LAST PCI UPDATE	CURRENT RATES	PROPOSED RATES	BASE PERIOD DEMAND x RATES AT LAST PCI UPDATE	BASE PERIOD DEMAND x CURRENT RATES	BASE PERIOD DEMAND x PROPOSED RATES	INDEX RESULTS
	(A)	(B)	(C)	(D)	(E)	(F)	(G)	(H)
High Cap & DDS Service Category - Special								
DS3, Special Access Density Zone 4:								
4661 DS3 Spec DZ4 ChanTerm	N/A	N/A	N/A	N/A	0	0	0	N/A
4662 DS3 Spec DZ4 InterOfc Transport - Fixed	N/A	N/A	N/A	N/A	0	0	0	N/A
4663 DS3 Spec DZ4 InterOfc Transport - Variable	N/A	N/A	N/A	N/A	0	0	0	N/A
4664 DS3 Spec DZ4 Other	N/A	N/A	N/A	N/A	0	0	0	N/A
4677 Total DS3 Spec DZ4 Sub-Category	N/A	N/A	N/A	N/A	0	0	0	N/A
4678 DS3 Spec DZ4 Subindex	N/A	N/A	N/A	N/A	N/A	N/A	N/A	0.0000
4679 DS3 Spec DZ4 Upper Limit	N/A	N/A	N/A	N/A	N/A	N/A	N/A	0.0000
DS3, Special Access Density Zone 5:								
4681 DS3 Spec DZ5 ChanTerm	N/A	N/A	N/A	N/A	0	0	0	N/A
4682 DS3 Spec DZ5 InterOfc Transport - Fixed	N/A	N/A	N/A	N/A	0	0	0	N/A
4683 DS3 Spec DZ5 InterOfc Transport - Variable	N/A	N/A	N/A	N/A	0	0	0	N/A
4684 DS3 Spec DZ5 Other	N/A	N/A	N/A	N/A	0	0	0	N/A
4697 Total DS3 Spec DZ5 Sub-Category	N/A	N/A	N/A	N/A	0	0	0	N/A
4698 DS3 Spec DZ5 Subindex	N/A	N/A	N/A	N/A	N/A	N/A	N/A	0.0000
4699 DS3 Spec DZ5 Upper Limit	N/A	N/A	N/A	N/A	N/A	N/A	N/A	0.0000
DS3, Special Access Density Zone 6:								
4701 DS3 Spec DZ6 ChanTerm	N/A	N/A	N/A	N/A	0	0	0	N/A
4702 DS3 Spec DZ6 InterOfc Transport - Fixed	N/A	N/A	N/A	N/A	0	0	0	N/A
4703 DS3 Spec DZ6 InterOfc Transport - Variable	N/A	N/A	N/A	N/A	0	0	0	N/A
4704 DS3 Spec DZ6 Other	N/A	N/A	N/A	N/A	0	0	0	N/A
4717 Total DS3 Spec DZ6 Sub-Category	N/A	N/A	N/A	N/A	0	0	0	N/A
4718 DS3 Spec DZ6 Subindex	N/A	N/A	N/A	N/A	N/A	N/A	N/A	0.0000
4719 DS3 Spec DZ6 Upper Limit	N/A	N/A	N/A	N/A	N/A	N/A	N/A	0.0000
DS3, Special Access Density Zone 7:								
4721 DS3 Spec DZ7 ChanTerm	N/A	N/A	N/A	N/A	0	0	0	N/A
4722 DS3 Spec DZ7 InterOfc Transport - Fixed	N/A	N/A	N/A	N/A	0	0	0	N/A
4723 DS3 Spec DZ7 InterOfc Transport - Variable	N/A	N/A	N/A	N/A	0	0	0	N/A
4724 DS3 Spec DZ7 Other	N/A	N/A	N/A	N/A	0	0	0	N/A
4737 Total DS3 Spec DZ7 Sub-Category	N/A	N/A	N/A	N/A	0	0	0	N/A
4738 DS3 Spec DZ7 Subindex	N/A	N/A	N/A	N/A	N/A	N/A	N/A	0.0000
4739 DS3 Spec DZ7 Upper Limit	N/A	N/A	N/A	N/A	N/A	N/A	N/A	0.0000

Price Caps Tariff Review Plan
 Special Access Basket

	BASE PERIOD DEMAND	RATES AT LAST PCI UPDATE	CURRENT RATES	PROPOSED RATES	BASE PERIOD DEMAND x RATES AT LAST PCI UPDATE	BASE PERIOD DEMAND x CURRENT RATES	BASE PERIOD DEMAND x PROPOSED RATES	INDEX RESULTS
	(A)	(B)	(C)	(D)	(E)	(F)	(G)	(H)
High Cap & DDS Service Category - Special								

DS3, Non-Density Zone Special:								
4771 DS3 SP NonDZ ChanTerm	N/A	N/A	N/A	N/A	2,683,484	2,683,484	2,683,484	N/A
4772 DS3 SP NonDZ InterOfc Transport - Fixed	N/A	N/A	N/A	N/A	601,746	601,746	601,746	N/A
4773 DS3 SP NonDZ InterOfc Transport - Variable	N/A	N/A	N/A	N/A	1,746,632	1,746,632	1,746,632	N/A
4774 DS3 SP NonDZ Other	N/A	N/A	N/A	N/A	17,505,106	17,505,106	17,505,106	N/A
4778 Total DS3 SP NonZone	N/A	N/A	N/A	N/A	22,536,968	22,536,968	22,536,968	N/A
4797 TOTAL DS3 Special Sub-Category	N/A	N/A	N/A	N/A	22,536,968	22,536,968	22,536,968	N/A
4798 DS3 Special Subindex	N/A	N/A	N/A	N/A	N/A	N/A	N/A	66.6338
4799 DS3 Special Upper Limit	N/A	N/A	N/A	N/A	N/A	N/A	N/A	70.0080

Price Caps Tariff Review Plan
 Special Access Basket

	BASE PERIOD DEMAND	RATES AT LAST PCI UPDATE	CURRENT RATES	PROPOSED RATES	BASE PERIOD DEMAND x RATES AT LAST PCI UPDATE	BASE PERIOD DEMAND x CURRENT RATES	BASE PERIOD DEMAND x PROPOSED RATES	INDEX RESULTS
	(A)	(B)	(C)	(D)	(E)	(F)	(G)	(H)
High Cap & DDS Service Category - Special								

DDS&Other Density Zone 1: Special								
4801 DDS&Other SP DZ1 ChanTerm	N/A	N/A	N/A	N/A	0	0	0	N/A
4802 DDS&Other SP DZ1 InterOfc Transport - Fixec	N/A	N/A	N/A	N/A	0	0	0	N/A
4803 DDS&Other SP DZ1 InterOfc Transport - Varia	N/A	N/A	N/A	N/A	0	0	0	N/A
4804 DDS&Other SP DZ1 Other	N/A	N/A	N/A	N/A	0	0	0	N/A
4817 Total DDS&Other SP DZ1 Sub-Category	N/A	N/A	N/A	N/A	0	0	0	N/A
4818 DDS&Other SP DZ1 Subindex	N/A	N/A	N/A	N/A	N/A	N/A	N/A	0.0000
4819 DDS&Other SP DZ1 Upper Limit	N/A	N/A	N/A	N/A	N/A	N/A	N/A	0.0000
DDS&Other Density Zone 2: Special								
4821 DDS&Other SP DZ2 ChanTerm	N/A	N/A	N/A	N/A	0	0	0	N/A
4822 DDS&Other SP DZ2 InterOfc Transport - Fixec	N/A	N/A	N/A	N/A	0	0	0	N/A
4823 DDS&Other SP DZ2 InterOfc Transport - Varia	N/A	N/A	N/A	N/A	0	0	0	N/A
4824 DDS&Other SP DZ2 Other	N/A	N/A	N/A	N/A	0	0	0	N/A
4837 Total DDS&Other SP DZ2 Sub-Category	N/A	N/A	N/A	N/A	0	0	0	N/A
4838 DDS&Other SP DZ2 Subindex	N/A	N/A	N/A	N/A	N/A	N/A	N/A	0.0000
4839 DDS&Other SP DZ2 Upper Limit	N/A	N/A	N/A	N/A	N/A	N/A	N/A	0.0000
DDS&Other Density Zone 3: Special								
4841 DDS&Other SP DZ3 ChanTerm	N/A	N/A	N/A	N/A	0	0	0	N/A
4842 DDS&Other SP DZ3 InterOfc Transport - Fixec	N/A	N/A	N/A	N/A	0	0	0	N/A
4843 DDS&Other SP DZ3 InterOfc Transport - Varia	N/A	N/A	N/A	N/A	0	0	0	N/A
4844 DDS&Other SP DZ3 Other	N/A	N/A	N/A	N/A	0	0	0	N/A
4857 Total DDS&Other SP DZ3 Sub-Category	N/A	N/A	N/A	N/A	0	0	0	N/A
4858 DDS&Other SP DZ3 Subindex	N/A	N/A	N/A	N/A	N/A	N/A	N/A	0.0000
4859 DDS&Other SP DZ3 Upper Limit	N/A	N/A	N/A	N/A	N/A	N/A	N/A	0.0000

Price Caps Tariff Review Plan
 Special Access Basket

	BASE PERIOD DEMAND	RATES AT LAST PCI UPDATE	CURRENT RATES	PROPOSED RATES	BASE PERIOD DEMAND x RATES AT LAST PCI UPDATE	BASE PERIOD DEMAND x CURRENT RATES	BASE PERIOD DEMAND x PROPOSED RATES	INDEX RESULTS
High Cap & DDS Service Category	(A)	(B)	(C)	(D)	(E)	(F)	(G)	(H)
DDS&Other Density Zone 4: Special								
4861 DDS&Other SP DZ4 ChanTerm	N/A	N/A	N/A	N/A	0	0	0	N/A
4862 DDS&Other SP DZ4 InterOfc Transport - Fixec	N/A	N/A	N/A	N/A	0	0	0	N/A
4863 DDS&Other SP DZ4 InterOfc Transport - Varia	N/A	N/A	N/A	N/A	0	0	0	N/A
4864 DDS&Other SP DZ4 Other	N/A	N/A	N/A	N/A	0	0	0	N/A
4877 Total DDS&Other SP DZ4 Sub-Category	N/A	N/A	N/A	N/A	0	0	0	N/A
4878 DDS&Other SP DZ4 Subindex	N/A	N/A	N/A	N/A	N/A	N/A	N/A	0.0000
4879 DDS&Other SP DZ4 Upper Limit	N/A	N/A	N/A	N/A	N/A	N/A	N/A	0.0000
DDS&Other Density Zone 5: Special								
4881 DDS&Other SP DZ5 ChanTerm	N/A	N/A	N/A	N/A	0	0	0	N/A
4882 DDS&Other SP DZ5 InterOfc Transport - Fixec	N/A	N/A	N/A	N/A	0	0	0	N/A
4883 DDS&Other SP DZ5 InterOfc Transport - Varia	N/A	N/A	N/A	N/A	0	0	0	N/A
4884 DDS&Other SP DZ5 Other	N/A	N/A	N/A	N/A	0	0	0	N/A
4897 Total DDS&Other SP DZ5 Sub-Category	N/A	N/A	N/A	N/A	0	0	0	N/A
4898 DDS&Other SP DZ5 Subindex	N/A	N/A	N/A	N/A	N/A	N/A	N/A	0.0000
4899 DDS&Other SP DZ5 Upper Limit	N/A	N/A	N/A	N/A	N/A	N/A	N/A	0.0000
DDS&Other Density Zone 6: Special								
4901 DDS&Other SP DZ6 ChanTerm	N/A	N/A	N/A	N/A	0	0	0	N/A
4902 DDS&Other SP DZ6 InterOfc Transport - Fixec	N/A	N/A	N/A	N/A	0	0	0	N/A
4903 DDS&Other SP DZ6 InterOfc Transport - Varia	N/A	N/A	N/A	N/A	0	0	0	N/A
4904 DDS&Other SP DZ6 Other	N/A	N/A	N/A	N/A	0	0	0	N/A
4917 Total DDS&Other SP DZ6 Sub-Category	N/A	N/A	N/A	N/A	0	0	0	N/A
4918 DDS&Other SP DZ6 Subindex	N/A	N/A	N/A	N/A	N/A	N/A	N/A	0.0000
4919 DDS&Other SP DZ6 Upper Limit	N/A	N/A	N/A	N/A	N/A	N/A	N/A	0.0000
DDS&Other Density Zone 7: Special								
4921 DDS&Other SP DZ7 ChanTerm	N/A	N/A	N/A	N/A	0	0	0	N/A
4922 DDS&Other SP DZ7 InterOfc Transport - Fixec	N/A	N/A	N/A	N/A	0	0	0	N/A
4923 DDS&Other SP DZ7 InterOfc Transport - Varia	N/A	N/A	N/A	N/A	0	0	0	N/A
4924 DDS&Other SP DZ7 Other	N/A	N/A	N/A	N/A	0	0	0	N/A
4937 Total DDS&Other SP DZ7 Sub-Category	N/A	N/A	N/A	N/A	0	0	0	N/A
4938 DDS&Other SP DZ7 Subindex	N/A	N/A	N/A	N/A	N/A	N/A	N/A	0.0000
4939 DDS&Other SP DZ7 Upper Limit	N/A	N/A	N/A	N/A	N/A	N/A	N/A	0.0000

Price Caps Tariff Review Plan
 Special Access Basket

	BASE PERIOD DEMAND	RATES AT LAST PCI UPDATE	CURRENT RATES	PROPOSED RATES	BASE PERIOD DEMAND x RATES AT LAST PCI UPDATE	BASE PERIOD DEMAND x CURRENT RATES	BASE PERIOD DEMAND x PROPOSED RATES	INDEX RESULTS
	(A)	(B)	(C)	(D)	(E)	(F)	(G)	(H)
High Cap & DDS Service Category								

DDS&Other Non-Zone - Special:								
4971 DDS&Other SP Non-Zone Channel Term	N/A	N/A	N/A	N/A	108,698	108,698	108,698	N/A
4972 DDS&Other SP Non-Zone InterOfc Tprt - Fixec	N/A	N/A	N/A	N/A	12,709	12,709	12,709	N/A
4973 DDS&Other SP Non-Zone InterOfc Tprt - Varia	N/A	N/A	N/A	N/A	9,613	9,613	9,613	N/A
4974 DDS&Other SP Non-Zone Other	N/A	N/A	N/A	N/A	199,026	199,026	199,026	N/A
4978 Total DDS & Other SP NonZone	N/A	N/A	N/A	N/A	330,045	330,045	330,045	N/A
4997 TOTAL HC/DDS Service Category	N/A	N/A	N/A	N/A	35,605,679	35,605,679	35,605,679	N/A
4998 HC/DDS SBI	N/A	N/A	N/A	N/A	N/A	N/A	N/A	69.8895
4999 HC/DDS Upper SBI Limit	N/A	N/A	N/A	N/A	N/A	N/A	N/A	73.4285

Price Caps Tariff Review Plan
 Special Access Basket

	BASE PERIOD DEMAND	RATES AT LAST PCI UPDATE	CURRENT RATES	PROPOSED RATES	BASE PERIOD DEMAND x RATES AT LAST PCI UPDATE	BASE PERIOD DEMAND x CURRENT RATES	BASE PERIOD DEMAND x PROPOSED RATES	INDEX RESULTS
	(A)	(B)	(C)	(D)	(E)	(F)	(G)	(H)
Wideband Service Category								

WB Density Zone 1:								
5001 WB DZ1 ChanTerm	0	N/A	N/A	N/A	0	0	0	N/A
5002 WB DZ1 InterOfc Transport - Fixed	0	N/A	N/A	N/A	0	0	0	N/A
5003 WB DZ1 InterOfc Transport - Variable	0	N/A	N/A	N/A	0	0	0	N/A
5004 WB DZ1 Other	N/A	N/A	N/A	N/A	0	0	0	N/A
5017 Total WB DZ1 Sub-Category	N/A	N/A	N/A	N/A	0	0	0	N/A
5018 WB DZ1 Subindex	N/A	N/A	N/A	N/A	N/A	N/A	N/A	0.0000
5019 WB DZ1 Upper Limit	N/A	N/A	N/A	N/A	N/A	N/A	N/A	0.0000
WB Density Zone 2:								
5021 WB DZ2 ChanTerm	0	N/A	N/A	N/A	0	0	0	N/A
5022 WB DZ2 InterOfc Transport - Fixed	0	N/A	N/A	N/A	0	0	0	N/A
5023 WB DZ2 InterOfc Transport - Variable	0	N/A	N/A	N/A	0	0	0	N/A
5024 WB DZ2 Other	N/A	N/A	N/A	N/A	0	0	0	N/A
5037 Total WB DZ2 Sub-Category	N/A	N/A	N/A	N/A	0	0	0	N/A
5038 WB DZ2 Subindex	N/A	N/A	N/A	N/A	N/A	N/A	N/A	0.0000
5039 WB DZ2 Upper Limit	N/A	N/A	N/A	N/A	N/A	N/A	N/A	0.0000
WB Density Zone 3:								
5041 WB DZ3 ChanTerm	0	N/A	N/A	N/A	0	0	0	N/A
5042 WB DZ3 InterOfc Transport - Fixed	0	N/A	N/A	N/A	0	0	0	N/A
5043 WB DZ3 InterOfc Transport - Variable	0	N/A	N/A	N/A	0	0	0	N/A
5044 WB DZ3 Other	N/A	N/A	N/A	N/A	0	0	0	N/A
5057 Total WB DZ3 Sub-Category	N/A	N/A	N/A	N/A	0	0	0	N/A
5058 WB DZ3 Subindex	N/A	N/A	N/A	N/A	N/A	N/A	N/A	0.0000
5059 WB DZ3 Upper Limit	N/A	N/A	N/A	N/A	N/A	N/A	N/A	0.0000

Price Caps Tariff Review Plan
 Special Access Basket

	BASE PERIOD DEMAND	RATES AT LAST PCI UPDATE	CURRENT RATES	PROPOSED RATES	BASE PERIOD DEMAND x RATES AT LAST PCI UPDATE	BASE PERIOD DEMAND x CURRENT RATES	BASE PERIOD DEMAND x PROPOSED RATES	INDEX RESULTS
	(A)	(B)	(C)	(D)	(E)	(F)	(G)	(H)
Wideband Service Category								

WB Density Zone 4:								
5061 WB DZ4 ChanTerm	0	N/A	N/A	N/A	0	0	0	N/A
5062 WB DZ4 InterOfc Transport - Fixed	0	N/A	N/A	N/A	0	0	0	N/A
5063 WB DZ4 InterOfc Transport - Variable	0	N/A	N/A	N/A	0	0	0	N/A
5064 WB DZ4 Other	N/A	N/A	N/A	N/A	0	0	0	N/A
5077 Total WB DZ4 Sub-Category	N/A	N/A	N/A	N/A	0	0	0	N/A
5078 WB DZ4 Subindex	N/A	N/A	N/A	N/A	N/A	N/A	N/A	0.0000
5079 WB DZ4 Upper Limit	N/A	N/A	N/A	N/A	N/A	N/A	N/A	0.0000
WB Density Zone 5:								
5081 WB DZ5 ChanTerm	0	N/A	N/A	N/A	0	0	0	N/A
5082 WB DZ5 InterOfc Transport - Fixed	0	N/A	N/A	N/A	0	0	0	N/A
5083 WB DZ5 InterOfc Transport - Variable	0	N/A	N/A	N/A	0	0	0	N/A
5084 WB DZ5 Other	N/A	N/A	N/A	N/A	0	0	0	N/A
5097 Total WB DZ5 Sub-Category	N/A	N/A	N/A	N/A	0	0	0	N/A
5098 WB DZ5 Subindex	N/A	N/A	N/A	N/A	N/A	N/A	N/A	0.0000
5099 WB DZ5 Upper Limit	N/A	N/A	N/A	N/A	N/A	N/A	N/A	0.0000
WB Density Zone 6:								
5101 WB DZ6 ChanTerm	0	N/A	N/A	N/A	0	0	0	N/A
5102 WB DZ6 InterOfc Transport - Fixed	0	N/A	N/A	N/A	0	0	0	N/A
5103 WB DZ6 InterOfc Transport - Variable	0	N/A	N/A	N/A	0	0	0	N/A
5104 WB DZ6 Other	N/A	N/A	N/A	N/A	0	0	0	N/A
5117 Total WB DZ6 Sub-Category	N/A	N/A	N/A	N/A	0	0	0	N/A
5118 WB DZ6 Subindex	N/A	N/A	N/A	N/A	N/A	N/A	N/A	0.0000
5119 WB DZ6 Upper Limit	N/A	N/A	N/A	N/A	N/A	N/A	N/A	0.0000
WB Density Zone 7:								
5121 WB DZ7 ChanTerm	0	N/A	N/A	N/A	0	0	0	N/A
5122 WB DZ7 InterOfc Transport - Fixed	0	N/A	N/A	N/A	0	0	0	N/A
5123 WB DZ7 InterOfc Transport - Variable	0	N/A	N/A	N/A	0	0	0	N/A
5124 WB DZ7 Other	N/A	N/A	N/A	N/A	0	0	0	N/A
5137 Total WB DZ7 Sub-Category	N/A	N/A	N/A	N/A	0	0	0	N/A
5138 WB DZ7 Subindex	N/A	N/A	N/A	N/A	N/A	N/A	N/A	0.0000
5139 WB DZ7 Upper Limit	N/A	N/A	N/A	N/A	N/A	N/A	N/A	0.0000

Price Caps Tariff Review Plan
 Special Access Basket

	BASE PERIOD DEMAND	RATES AT LAST PCI UPDATE	CURRENT RATES	PROPOSED RATES	BASE PERIOD DEMAND x RATES AT LAST PCI UPDATE	BASE PERIOD DEMAND x CURRENT RATES	BASE PERIOD DEMAND x PROPOSED RATES	INDEX RESULTS
	(A)	(B)	(C)	(D)	(E)	(F)	(G)	(H)
Wideband Service Category								

Non-Zone WB:								
5171 WB Channel Term	0	N/A	N/A	N/A	0	0	0	N/A
5172 WB InterOfc Transport - Fixed	0	N/A	N/A	N/A	0	0	0	N/A
5173 WB InterOfc Transport - Variable	0	N/A	N/A	N/A	0	0	0	N/A
5174 WB Other	N/A	N/A	N/A	N/A	0	0	0	N/A
5178 Total WB NonZone	N/A	N/A	N/A	N/A	0	0	0	N/A
5197 Total Wideband Service Category	N/A	N/A	N/A	N/A	0	0	0	N/A
5198 Wideband SBI	N/A	N/A	N/A	N/A	N/A	N/A	N/A	0.0000
5199 Wideband Upper SBI Limit	N/A	N/A	N/A	N/A	N/A	N/A	N/A	0.0000
5970 Total Special Access Basket	N/A	N/A	N/A	N/A	35,680,037	35,680,037	35,680,037	N/A
5980 Total Special Access API	N/A	N/A	N/A	N/A	N/A	N/A	N/A	56.6798
5990 Total Special Access PCI	N/A	N/A	N/A	N/A	N/A	N/A	N/A	56.7557

CAP-1 chart. Arrow down for CAP-2, CAP-3, CAP-4,CAP-5, and FOOTNOTES pages. Arrow right for ANALYZER.
Page down 60 for next page
To Print, Use Manual Compression = 63% and Landscape Mode

Price Cap Tariff Review Plan
 Calculation of EUCL Limits, PICC Rate and CCL Rates

Source	Total (a)	No Zone / Zone A (b)	Zone B (c)	Zone C (d)	Zone D (e)	Other Zone * (f)
EUCL Demand Inputs						
100 Total Primary Res & SLB & LifeLine Lines	RTE1: b:r102a;c:r112a;d:r122a;e:r132a;f:r142a	729,832	729,832	0	0	0
110 Total NonPrim Res & BRI ISDN Lines	RTE1: b:r104a;c:r114a;d:r124a;e:r134a;f:r144a	62,600	62,600	0	0	0
120 Total MLB&PRI ISDN (include PRI * 5, & Include Ce	RTE1: b:r106a;c:r116a;d:r126a;e:r136a;f:r146a	618,011	618,011	0	0	0
130 Total Local Exchange Lines	r100+r110+r120	1,410,443	1,410,443	0	0	0
PICC Demand Inputs						
200 Total MLB&PRI ISDN (include PRI * 5, & exclude C	RTE1r155a	333,228	N/A	N/A	N/A	N/A
210 Total Business Centrex Lines in groups with 9 or mo	Input or Sum of Jurisdictions	234,066	N/A	N/A	N/A	N/A
220 Total Business Groups with less than 9 lines in the g	Input or Sum of Jurisdictions	11,158	N/A	N/A	N/A	N/A
MOU Demand Inputs						
300 Total Terminating Premium MOU	RTE1r161a	148,041,480	N/A	N/A	N/A	N/A
310 Total Terminating Non-Premium MOU	RTE1r163a	0	N/A	N/A	N/A	N/A
320 Total Terminating Chargeable MOU	r300+.45*r310	148,041,480	N/A	N/A	N/A	N/A
330 Total Originating Premium MOU	RTE1r165a	190,842,108	N/A	N/A	N/A	N/A
340 Total Originating Non-Premium MOU	RTE1r167a	0	N/A	N/A	N/A	N/A
350 Total Originating Chargeable MOU	r330+.45*r340	190,842,108	N/A	N/A	N/A	N/A
SLC/PICC Caps						
400 PR, Lifeline & SLB EU Cap	Input	6.50	N/A	N/A	N/A	N/A
410 NonPrimary Res & BRI EU Cap	Input	7.00	N/A	N/A	N/A	N/A
420 MLB, PRI & Centrex EU Cap	Input	9.20	N/A	N/A	N/A	N/A
430 MLB PICC Rate as of Dec. 29, 2011	Input	0.000000	N/A	N/A	N/A	N/A
CMT Revenue						
440 Current MaxCMT Rev per Line (from previous filing)	Input (r460 from prev filing) or Wtd Avg of Juris	6.153991	N/A	N/A	N/A	N/A
450 Total CMT Exogenous Cost Factor ((R+deltaZ)/R)	((EXG1r160s/r130a)/r440a)+1	1.00642787	N/A	N/A	N/A	N/A
460 Proposed Maximum CMT Revenue Per Line	r440*r450	6.193548	N/A	N/A	N/A	N/A

Price Cap Tariff Review Plan
Calculation of EUCL Limits, PICC Rate and CCL Rates

Source	Total Jurisdiction (a)	No Zone / Zone A (b)	Zone B (c)	Zone C (d)	Zone D (e)	Other Zone* (f)
CMT Revenue Vs EU Revenue at Max. Allowable Rates						
600 Proposed Maximum CMT Revenue	r460 * r130 or Sum of Jurisdictions	8,735,647	N/A	N/A	N/A	N/A
610 Maximum Allowable PR, Lifeline & SLB EU Revenue	r400 * r100 or Sum of Jurisdictions	4,743,908	N/A	N/A	N/A	N/A
620 Maximum Allowable NonPrimary Res & BRI EU Revenue	r410 * r110 or Sum of Jurisdictions	438,200	N/A	N/A	N/A	N/A
630 Maximum Allowable MLB, PRI & Centrex EU Revenue	r420 * r120 or Sum of Jurisdictions	5,685,701	N/A	N/A	N/A	N/A
640 Total Maximum Allowable EU Revenue	r610 + r620 + r630	10,867,809	N/A	N/A	N/A	N/A
650 Remaining CMT Revenue/(CMT Over-recovery)	r600 - r640	-2,132,163	N/A	N/A	N/A	N/A
652 Maximum Allowable PICC Revenue	r430*(r200+r210/9+r220) or Sum of Jurisdictns	0	N/A	N/A	N/A	N/A
660 Total USAC Receipts (at t)	RTE1r185f or Sum of Jurisdictns	2,292,982	N/A	N/A	N/A	N/A
680 Remaining Recoverable Revenue/(Total over-recovery)	r650-r660 or Sum of Jurisdictns	-4,425,144	N/A	N/A	N/A	N/A
Calculation of PICC for MultiLine Business, PRI ISDN, & Centrex Lines						
800 MLB, PRI & Centrex PICC Rate (Dec. 29, 2011)	r430	0.000000	N/A	N/A	N/A	N/A
810 MLB, PRI & Centrex PICC Revenue Target	if r680>0 then r680 else 0, or Sum of Jurisdictns	0	N/A	N/A	N/A	N/A
820 MLB, PRI & Centrex PICC Target Rate	r810 / (r200 + r210/9 + r220)	0.000000	N/A	N/A	N/A	N/A
830 Maximum Average MLB, PRI & Centrex PICC Rate	Min(r800,r820)	0.000000	N/A	N/A	N/A	N/A
840 Maximum MLB & PRI PICC Revenue	r830 * r200, or Sum of Jurisdictions	0	N/A	N/A	N/A	N/A
850 Maximum Centrex PICC Revenue	r830 * (r210/9 + r220), or Sum of Jurisdictions	0	N/A	N/A	N/A	N/A
860 Total Maximum PICC Revenue (Proposed)	r840 + r850	0	N/A	N/A	N/A	N/A
Calculation of CCL Rates and Revenue						
940 Prem. Originating MOU Rate as of Dec. 29, 2011	Input or Weighted Avg of Jurisdictns	0.006971	N/A	N/A	N/A	N/A
945 Prem. Terminating MOU Rate as of Dec. 29, 2011	Input or Weighted Avg of Jurisdictns	0.005484	N/A	N/A	N/A	N/A
950 Maximum CCL Revenue	r810 - r860, or Sum of Jurisdictions	0	N/A	N/A	N/A	N/A
960 Maximum CCL Originating Rate	Min(r940, r950/r350)	0.000000	N/A	N/A	N/A	N/A
970 Maximum CCL Terminating Rate	Min(r945,(r950 - (r350*r960))/r320)	0.000000	N/A	N/A	N/A	N/A
980 Maximum Originating CCL Revenue	r960 * r350, or Sum of Jurisdictions	0	N/A	N/A	N/A	N/A
990 Maximum Terminating CCL Revenue	r970 * r320, or Sum of Jurisdictions	0	N/A	N/A	N/A	N/A
995 Total Maximum CCL Revenue	r980 + r990	0	N/A	N/A	N/A	N/A
EU Pricing Decision						
1100 Is Deaveraging of EUCL Rates Possible?	if r680>0,"No","Yes"	Yes	N/A	N/A	N/A	N/A
1110 Do you have Pooling Revenues?	Input	No	N/A	N/A	N/A	N/A
1120 Are you going to deaverage EUCL Rates by zone?	Input (If r1100 = "No" you must input "No")	No	N/A	N/A	N/A	N/A
1130 CAP Form containing final EUCL Rates	if g6=g7=g8=Y,JurisSPM; if g6=g7=Y&g8=N, JurisSP; if g6=y&g7=g8=N&r680<=0,JurisS; if g10=y,JurisMix; if r680>0,CAP1; if r1120=No,CAP2;elseCAP3	CAP2	N/A	N/A	N/A	N/A
1140 Max. Allowable PR, Lifeline & SLB EU Revenue	if Juris rates,sum of Juris;if 1130=CAP1,r610;else1130	CAP2	N/A	N/A	N/A	N/A
1150 Max. Allowable NonPrimary Res & BRI EU Revenue	if Juris rates,sum of Juris;if 1130 =CAP1,r620;else1130	CAP2	N/A	N/A	N/A	N/A
1160 Max. Allowable MLB, PRI & Centrex EU Revenue	if Juris rates,sum of Juris;if 1130=CAP1,r630;else1130	CAP2	N/A	N/A	N/A	N/A

Price Cap Tariff Review Plan
 Manual Input of EUCL Rates - No PICC or MOU Rates

	Source	Total Jurisdiction (a)
Calculation of Maximum Recoverable Revenue		
For all rows: if CAP1r1130="CAP2", use sourcing; if Jurisdictional Pricing, enter Sum of CAP2-priced Jurisdictions where indicated; else value from C		
100 Maximum CMT Revenue	CAP1r600 or Sum of CAP2-priced Jurisdictns	8,735,647
110 Total USAC Receipts (at t)	CAP1r660 or Sum of CAP2-priced Jurisdictns	2,292,982
130 Maximum Recoverable Revenue	r100 - r110	6,442,665
Maximum Allowable EU Rates		
200 Max. Allowable Primary Res, Lifeline, & SLB EU Rate	CAP1r400 if CAP1r1130=CAP2	6.50
210 Max. Allowable NonPrimary Res & BRI ISDN EU Rate	CAP1r410 if CAP1r1130=CAP2	7.00
220 Max. Allowable MLB, PRI ISDN, & Centrex EU Rate	CAP1r420 if CAP1r1130=CAP2	9.20
Final EU Rates (Manually Input)		
400 Final Primary Res, Lifeline, & SLB EU Rate	Input	4.57
410 Final NonPrim Res & BRI ISDN EU Rate	Input	4.57
420 Final MLB, PRI ISDN, & Centrex EU Rate	Input	4.57
Final EU Revenue		
500 Final Total Primary Res & SLB & LifeLine EU Revenue	r400 * CAP1r100 or Sum of CAP2-priced Jurisdictns	3,333,749
510 Final Total NonPrim Res & BRI ISDN EU Revenue	r410 * CAP1r110 or Sum of CAP2-priced Jurisdictns	285,946
520 Final Total MLB, PRI ISDN, & Centrex EU Revenue	r420 * CAP1r120 or Sum of CAP2-priced Jurisdictns	2,822,970
530 Final Total End User Revenue	r500 + r510 + r520	6,442,665
600 Actual vs. Allowable Revenue: Over-recovery or (Under-recovery)	r530 - r130	0

Price Cap Tariff Review Plan
 Calculation of Minimum & Maximum EU Rates

	Source	Total (a)	Zone A (b)	Zone B (c)	Zone C (d)	Zone D (e)	Other Zone * (f)
Calculation of Maximum Recoverable Revenue							
For all rows: if CAP1r1130="CAP3", use sourcing; if Jurisdictional Pricing, enter Sum of CAP3-priced Jurisdictions where indicated; else value from C							
100 Maximum CMT Revenue	CAP1r600 or Sum of CAP3-priced Jurisdictns	CAP2	N/A	N/A	N/A	N/A	N/A
110 Total USAC Receipts	CAP1r660 or Sum of CAP3-priced Jurisdictns	CAP2	N/A	N/A	N/A	N/A	N/A
130 Maximum Recoverable Revenue	r100 - r110	CAP2	N/A	N/A	N/A	N/A	N/A
Inputs for Calculation of Minimum and Maximum Allowable Deaveraged Rates							
200 Total Local Exchange Lines	CAP1r130 or Sum of CAP3-priced Jurisdictns	CAP2	CAP2	CAP2	CAP2	CAP2	CAP2
210 Unbundled Loop & Line Port Rate (State Approved)	Input if CAP1r1130=CAP3; else, CAP1r1130	CAP2	CAP2	CAP2	CAP2	CAP2	CAP2
220 Interstate UNE Rate	r210*.25 if CAP1r1130=CAP3	CAP2	CAP2	CAP2	CAP2	CAP2	CAP2
230 Interstate UNE Revenues	r200 * r220 or Sum of CAP3-priced Jurisdictns	CAP2	CAP2	CAP2	CAP2	CAP2	CAP2
240 Maximum CMT Revenue (using Max CMT Rev/Line)	CAP1r600 or Sum of CAP3-priced Jurisdictns	CAP2	N/A	N/A	N/A	N/A	N/A
250 Average Price Cap CMT Rev to be Recovered per Li	CAP1r460 if CAP1r1130=CAP3	CAP2	N/A	N/A	N/A	N/A	N/A
260 Price Cap CMT Revenue by Zone	r200 * r250 or Sum of CAP3-priced Jurisdictns	CAP2	CAP2	CAP2	CAP2	CAP2	CAP2
270 Uniform Rate Adjustment Factor	(r260 - r230) / r 200	CAP2	N/A	N/A	N/A	N/A	N/A
Minimum Deaveraged EU Charge Development							
300 Zone Average Revenue Per Line	r270a+r220 if CAP1r1130=CAP3	CAP2	CAP2	CAP2	CAP2	CAP2	CAP2
310 Preliminary Minimum Deaveraged EU Charge	Minimum value in r300	CAP2	N/A	N/A	N/A	N/A	N/A
320 Explicit Subsidy Support from USAC (at t)	CAP1r660 or Sum of CAP3-priced Jurisdictns	CAP2	N/A	N/A	N/A	N/A	N/A
330 Study Area above CAP Benchmark Revenues	If r300>9.2,(r300-7)*CAP1r(100+110)+(r300-9.2)* CAP1r120; if 9.2>=r300>7,(r300-7)*CAP1r(100+110); else 0; or Sum of CAP3-priced Jurisdictns	CAP2	CAP2	CAP2	CAP2	CAP2	CAP2
340 Over Cap Revenues	Max(0, (r330 - r320))	CAP2	N/A	N/A	N/A	N/A	N/A
350 Interim Calculations only (do not represent Zone res	Interim calcs only (used in r360, r375, r385)	CAP2	CAP2	CAP2	CAP2	CAP2	CAP2
360 Minimum Deavgd PR, Lifeline, SLB EU Rate	Min(r350a,CAP1r400)if CAP1r1130=CAP3	CAP2	N/A	N/A	N/A	N/A	N/A
370 Maximum Deavgd PR, Lifeline, SLB EU Rate	CAP1r400 if CAP1r1130=CAP3	CAP2	N/A	N/A	N/A	N/A	N/A
375 Minimum Deavgd NPR & BRI ISDN EU Rate	Min(r350a,CAP1r410)if CAP1r1130=CAP3	CAP2	N/A	N/A	N/A	N/A	N/A
380 Maximum Deavgd NPR & BRI ISDN EU Rate	CAP1r410 if CAP1r1130=CAP3	CAP2	N/A	N/A	N/A	N/A	N/A
385 Minimum Deavgd MLB, PRI, Centrex EU Rate	Min(r350a,CAP1r420)if CAP1r1130=CAP3	CAP2	N/A	N/A	N/A	N/A	N/A
390 Maximum Deavgd MLB, PRI, Centrex EU Rate	CAP1r420 if CAP1r1130=CAP3	CAP2	N/A	N/A	N/A	N/A	N/A
Final EU Rates (Manually Input)							
400 Final Primary Res, Lifeline, & SLB EU Rate	Input; but for col.c thru f: if r100="N/A", 0	CAP2	CAP2	CAP2	CAP2	CAP2	CAP2
410 Final NonPrim Res & BRI ISDN EU Rate	Input; but for col.c thru f: if r100="N/A", 0	CAP2	CAP2	CAP2	CAP2	CAP2	CAP2
420 Final MLB, PRI ISDN, & Centrex EU Rate	Input; but for col.c thru f: if r100="N/A", 0	CAP2	CAP2	CAP2	CAP2	CAP2	CAP2
Final EU Revenue							
500 Final Total Primary Res & SLB & LifeLine EU Reven	r400 * CAP1r100 or Sum of CAP3-priced Juris	CAP2	CAP2	CAP2	CAP2	CAP2	CAP2
510 Final Total NonPrim Res & BRI ISDN EU Revenue	r410 * CAP1r110 or Sum of CAP3-priced Juris	CAP2	CAP2	CAP2	CAP2	CAP2	CAP2
520 Final Total MLB, PRI ISDN, & Centrex EU Revenue	r420 * CAP1r120 or Sum of CAP3-priced Juris	CAP2	CAP2	CAP2	CAP2	CAP2	CAP2
530 Final Total End User Revenue	r500 + r510 + r520	CAP2	CAP2	CAP2	CAP2	CAP2	CAP2
600 Actual vs. Allowable Revenue: Over-recovery or (Under-recovery)	r530 - r130	CAP2	N/A	N/A	N/A	N/A	N/A

Price Cap Tariff Review Plan
 Allocation of Pool Revenues to MLB PICC & MLB EUCL

Source	Total (A)	No Zone / Zone A (b)	Zone B (c)	Zone C (d)	Zone D (e)	Other Zone* (f)
For rows 100&105: If CAP1r1110="Yes", use sourcing; else enter "No Pooling".						
100 Pooling Amount?	Input	No Pooling	N/A	N/A	N/A	N/A
105 CAP Form containing final EUCL Rates?	CAP1r1130	No Pooling	N/A	N/A	N/A	N/A
MLB Pooled Rates for CAP1 & CAP2 Forms						
For rows 110 to 220: If CAP4r105="CAP1" or "CAP2" or if Jurisdictional pricing, use sourcing; else, r105 value.						
110 MLB, PRI ISDN & Centrex EUCL Cap	CAP1r420	No Pooling	N/A	N/A	N/A	N/A
120 MLB, PRI & Centrex EUCL Rate	if r105="CAP1", CAP1r520; ="CAP2",CAP2r420;	No Pooling	N/A	N/A	N/A	N/A
130 MLB, PRI ISDN Revenue below EUCL CAP	(r110-r120)*(CAP1r120) or Sum of Jurisdictns	No Pooling	N/A	N/A	N/A	N/A
140 Pooling revenue to be recovered from MLB EUCL Re	Min(r130,r100) or Sum of Jurisdictions	No Pooling	N/A	N/A	N/A	N/A
150 MLB EUCL rate	r120+(r140/CAP1r120)	No Pooling	N/A	N/A	N/A	N/A
155 MLB EUCL Revenue	r150 * (CAP1r120), or Sum of Jurisdictions	No Pooling	N/A	N/A	N/A	N/A
160 Remaining Pooling Revenues	r100 - r140	No Pooling	N/A	N/A	N/A	N/A
170 MLB PICC Cap	CAP1r430	No Pooling	N/A	N/A	N/A	N/A
180 Maximum Average MLB, PRI & Centrex PICC Rate	CAP1r830	No Pooling	N/A	N/A	N/A	N/A
190 MLB PICC Revenue below CAP	(r170-r180)*(CAP1(r200+r210/9+r220)) or Sum	No Pooling	N/A	N/A	N/A	N/A
200 Pooling revenue to be recovered from MLB PICC Ra	Min(r190,r160)	No Pooling	N/A	N/A	N/A	N/A
210 MLB PICC rate	r180+(r200/CAP1(r200+r210/9+r220))	No Pooling	N/A	N/A	N/A	N/A
220 MLB PICC Revenue	r 210 * (CAP1(r200+r210/9+r220)), or Sum of Jurisdictions	No Pooling	N/A	N/A	N/A	N/A
MLB Pooled EU Rates for CAP3						
For rows 300 to 400: If CAP4r105="CAP3" or if Jurisdictional pricing, use sourcing; else value from CAP1r1130.						
300 Total MLB&PRI ISDN lines (include both PRI * 5 & C	CAP1r120 or Sum of CAP3-priced Jurisdictns	No Pooling	N/A	N/A	N/A	N/A
310 CAP3 Final MLB, PRI ISDN, & Centrex EU Rate	if r105="CAP3",CAP3r420; else r105	No Pooling	N/A	N/A	N/A	N/A
320 CAP3 Final Total MLB, PRI ISDN, & Centrex EU Re	CAP3r520 or Sum of CAP3-priced Jurisdictns	No Pooling	N/A	N/A	N/A	N/A
330 CAP3 Final MLB Rate adjusted for Pooling amount	a: min(330b.f) b-f:(sum(r310b.f)+r100a)/sum(r300b.f)	No Pooling	N/A	N/A	N/A	N/A
340 Final MLB, PRI ISDN & Centrex EU Rate with Poolin	max(r310,r330a)	No Pooling	N/A	N/A	N/A	N/A
350 MLB EUCL Revenue	r300*r340 or Sum of CAP3-priced Jurisdictns	No Pooling	N/A	N/A	N/A	N/A
400 Un-recovered Pool Revenues	if CAP1r1110="No", then "No Pooling"; else if r105="CAP3", then r100+r320-r350; if r105="Juris", then r100+r320-r350-r140; else r160-r200	No Pooling	N/A	N/A	N/A	N/A

Price Cap Tariff Review Plan
 Verification of Recovered CMT Revenue

	Source	Total (a)
100 Maximum CMT Revenue	CAP1r600	8,735,647
110 Total USAC Receipts	CAP1r660	2,292,982
125 Pooling Revenues	if CAP1r1110 = "Yes", CAP4r100	0
130 Maximum Recoverable Revenue	r100 - r110 + r125	6,442,665
200 Final Total Primary Res & SLB & LifeLine EU Revenue	if CAP1r1130 = "CAP1", CAP1r610 if CAP1r1130 = "CAP2", CAP2r500 if CAP1r1130 = "CAP3", CAP3r500 if CAP1r1130="Juris",CAP1r1140+CAP2r500+CAP3r500	3,333,749
210 Final Total NonPrim Res & BRI ISDN EU Revenue	if CAP1r1130 = "CAP1", CAP1r620 if CAP1r1130 = "CAP2", CAP2r510 if CAP1r1130 = "CAP3", CAP3r510 if CAP1r1130="Juris",CAP1r1150+CAP2r510+CAP3r510	285,946
220 Final Total MLB, PRI ISDN, & Centrex EU Revenue	if CAP1r1110="Yes"&: if CAP1r1130="CAP1" or "CAP2", CAP4r155 if CAP1r1130="CAP3", CAP4r350a if CAP1r1130="Juris", CAP4(r155+r350a) if CAP1r1110="No"&: if CAP1r1130="CAP1", CAP1r630 if CAP1r1130="CAP2", CAP2r520 if CAP1r1130="CAP3", CAP3r520 if CAP1r1130="Juris", CAP1r1160+CAP2r520+CAP3r520	2,822,970
300 Final Total EUCL Revenue	r200 + r210 + r220	6,442,665
310 Final Total PICC Revenue	if CAP1r1110="Yes"&CAP1r1130<>"CAP3", CAP4 r220; else CAP1r860	0
320 Final Total CCL Revenue	CAP1r995	0
400 Final Total Recovered Revenue	r300 + r310 + r320	6,442,665
500 Allowable Revenue Over-recovery/(Under-recovery)	r400-r130	0
600 Nonrecoverable from PICC and CCL	CAP1r950-CAP1r995	0
605 Annual Filing Non Recoverable Dollars		0
610 Recoverable from ARC (up to max exog costs for Reg Fees, TRS, and NANPA)	if r600<=0,0,max(min(EXG1r160(colsB+H+J),r600),0)	0

FOOTNOTES

Filing Date: 06/16/2015

Filing Entity: PTNV

Transmittal Number: 280

PTNV 2015 LFAF - (PTNVAN15.xls)

Page 1 of 1

Price Cap Tariff Review Plan

Footnotes

General: Those COSAs with jurisdictional detail on sheets B (RTEs) and C (CAPs) may include the terms "JurisSPM", "JurisSP", or "JurisS" in some of the cells in rollup CAP forms on sheet A. These refer to COSAs with Jurisdictional SLC, PICC, and MOU rates (JurisSPM), to COSAs with Jurisdictional SLC and PICC rates, but combined MOU rates (JurisSP), or to COSAs with Jurisdictional SLC rates, but combined PICC and MOU rates (JurisS).

Price Cap Tariff Review Plan
 Calculation of EUCL Limits, PICC Rate and CCL Rates

Source	Total Jurisdiction (a)	No Zone / Zone A (b)	Zone B (c)	Zone C (d)	Zone D (e)	Other Zone (f)
EUCL Demand Inputs						
100 Total Primary Res & SLB & LifeLine Lines	RTE1: b:r102a;c:r112a;d:r122a;e:r132a;f:r142a	729,832	729,832	0	0	0
110 Total NonPrim Res & BRI ISDN Lines	RTE1: b:r104a;c:r114a;d:r124a;e:r134a;f:r144a	62,600	62,600	0	0	0
120 Total MLB&PRI ISDN (include PRI * 5, & Include Ce	RTE1: b:r106a;c:r116a;d:r126a;e:r136a;f:r146a	618,011	618,011	0	0	0
130 Total Local Exchange Lines	r100+r110+r120	1,410,443	1,410,443	0	0	0
PICC Demand Inputs						
200 Total MLB&PRI ISDN (include PRI * 5, & exclude C	RTE1r155a	333,228	N/A	N/A	N/A	N/A
210 Total Business Centrex Lines in groups with 9 or mo	Input or Sum of Jurisdictions	234,066	N/A	N/A	N/A	N/A
220 Total Business Groups with less than 9 lines in the g	Input or Sum of Jurisdictions	11,158	N/A	N/A	N/A	N/A
MOU Demand Inputs						
300 Total Terminating Premium MOU	RTE1r161a	148,041,480	N/A	N/A	N/A	N/A
310 Total Terminating Non-Premium MOU	RTE1r163a	0	N/A	N/A	N/A	N/A
320 Total Terminating Chargeable MOU	r300+.45*r310	148,041,480	N/A	N/A	N/A	N/A
330 Total Originating Premium MOU	RTE1r165a	190,842,108	N/A	N/A	N/A	N/A
340 Total Originating Non-Premium MOU	RTE1r167a	0	N/A	N/A	N/A	N/A
350 Total Originating Chargeable MOU	r330+.45*r340	190,842,108	N/A	N/A	N/A	N/A
SLC/PICC Caps						
400 PR, Lifeline & SLB EU Cap	Input	6.50	N/A	N/A	N/A	N/A
410 NonPrimary Res & BRI EU Cap	Input	7.00	N/A	N/A	N/A	N/A
420 MLB, PRI & Centrex EU Cap	Input	9.20	N/A	N/A	N/A	N/A
430 MLB PICC Rate as of Dec. 29, 2011	Input	0.000000	N/A	N/A	N/A	N/A
CMT Revenue						
440 Current MaxCMT Rev per Line (from previous filing)	Input (r460 from prev filing) or Wtd Avg of Juris	6.153991	N/A	N/A	N/A	N/A
450 Total CMT Exogenous Cost Factor ((R+deltaZ)/R)	((EXG1r160s/r130a)/r440a)+1	1.006428	N/A	N/A	N/A	N/A
460 Proposed Maximum CMT Revenue Per Line	r440*r450	6.193548	N/A	N/A	N/A	N/A

Price Cap Tariff Review Plan
 Calculation of EUCL Limits, PICC Rate and CCL Rates

Source	Total Jurisdiction (a)	No Zone / Zone A (b)	Zone B (c)	Zone C (d)	Zone D (e)	Other Zone (f)
CMT Revenue Vs EU Revenue at Max. Allowable Rates						
600 Proposed Maximum CMT Revenue	r460 * r130 or Sum of Jurisdictions	8,735,647	N/A	N/A	N/A	N/A
610 Maximum Allowable PR, Lifeline & SLB EU Revenue	r400 * r100 or Sum of Jurisdictions	4,743,908	N/A	N/A	N/A	N/A
620 Maximum Allowable NonPrimary Res & BRI EU Revenue	r410 * r110 or Sum of Jurisdictions	438,200	N/A	N/A	N/A	N/A
630 Maximum Allowable MLB, PRI & Centrex EU Revenue	r420 * r120 or Sum of Jurisdictions	5,685,701	N/A	N/A	N/A	N/A
640 Total Maximum Allowable EU Revenue	r610 + r620 + r630	10,867,809	N/A	N/A	N/A	N/A
650 Remaining CMT Revenue/(CMT Over-recovery)	r600 - r640	-2,132,163	N/A	N/A	N/A	N/A
652 Maximum Allowable PICC Revenue	r430*(r200+r210/9+r220) or Sum of Jurisdictns	0	N/A	N/A	N/A	N/A
660 Total USAC Receipts (at t)	RTE1r185f or Sum of Jurisdictns	2,292,982	N/A	N/A	N/A	N/A
680 Remaining Recoverable Revenue/(Total over-recovery)	r650-r660 or Sum of Jurisdictns	-4,425,144	N/A	N/A	N/A	N/A
Calculation of PICC for MultiLine Business, PRI ISDN, & Centrex Lines						
800 MLB, PRI & Centrex PICC Rate (Dec. 29, 2011)	r430	0.000000	N/A	N/A	N/A	N/A
810 MLB, PRI & Centrex PICC Revenue Target	if r680>0 then r680 else 0, or Sum of Jurisdictns	0	N/A	N/A	N/A	N/A
820 MLB, PRI & Centrex PICC Target Rate	r810 / (r200 + r210/9 + r220)	0.000000	N/A	N/A	N/A	N/A
830 Maximum Average MLB, PRI & Centrex PICC Rate	Min(r800,r820)	0.000000	N/A	N/A	N/A	N/A
840 Maximum MLB & PRI PICC Revenue	r830 * r200, or Sum of Jurisdictions	0	N/A	N/A	N/A	N/A
850 Maximum Centrex PICC Revenue	r830 * (r210/9 + r220), or Sum of Jurisdictions	0	N/A	N/A	N/A	N/A
860 Total Maximum PICC Revenue (Proposed)	r840 + r850	0	N/A	N/A	N/A	N/A
Calculation of CCL Rates and Revenue						
940 Prem. Originating MOU Rate as of Dec. 29, 2011	Input or Weighted Avg of Jurisdictns	0.006971	N/A	N/A	N/A	N/A
945 Prem. Terminating MOU Rate as of Dec. 29, 2011	Input or Weighted Avg of Jurisdictns	0.005484	N/A	N/A	N/A	N/A
950 Maximum CCL Revenue	r810 - r860, or Sum of Jurisdictions	0	N/A	N/A	N/A	N/A
960 Maximum CCL Originating Rate	Min(r940, r950/r350)	0.000000	N/A	N/A	N/A	N/A
970 Maximum CCL Terminating Rate	Min(r945,(r950 - (r350*r960))/r320)	0.000000	N/A	N/A	N/A	N/A
980 Maximum Originating CCL Revenue	r960 * r350, or Sum of Jurisdictions	0	N/A	N/A	N/A	N/A
990 Maximum Terminating CCL Revenue	r970 * r320, or Sum of Jurisdictions	0	N/A	N/A	N/A	N/A
995 Total Maximum CCL Revenue	r980 + r990	0	N/A	N/A	N/A	N/A
EU Pricing Decision						
1100 Is Deaveraging of EUCL Rates Possible?	if r680>0,"No","Yes"	YES	N/A	N/A	N/A	N/A
1110 Do you have Pooling Revenues?	Input	No	N/A	N/A	N/A	N/A
1120 Are you going to deaverage EUCL Rates by zone?	Input (if r1100 = "No" you must input "No")	No	N/A	N/A	N/A	N/A
1130 CAP Form containing final EUCL Rates	if g6=g7=g8=Y,JurisSPM; if g6=g7=Y&g8=N, y,JurisMix; if r680>0,CAP1; if r1120=No,CAP2;elseCAP3	CAP2	N/A	N/A	N/A	N/A
1140 Max. Allowable PR, Lifeline & SLB EU Revenue	if Juris rates,sum of Juris;if 1130=CAP1,r610;else1130	CAP2	N/A	N/A	N/A	N/A
1150 Max. Allowable NonPrimary Res & BRI EU Revenue	if Juris rates,sum of Juris;if 1130 =CAP1,r620;else1130	CAP2	N/A	N/A	N/A	N/A
1160 Max. Allowable MLB, PRI & Centrex EU Revenue	if Juris rates,sum of Juris;if 1130=CAP1,r630;else1130	CAP2	N/A	N/A	N/A	N/A

Price Cap Tariff Review Plan
 Manual Input of EUCL Rates - No PICC or MOU Rates

	Source	Total Jurisdiction (a)	
Calculation of Maximum Recoverable Revenue			
100 Maximum CMT Revenue	CAP1r600 or Sum of CAP2-priced Jurisdictns	8,735,647	
110 Total USAC Receipts (at t)	CAP1r660 or Sum of CAP2-priced Jurisdictns	2,292,982	
130 Maximum Recoverable Revenue	r100 - r110	6,442,665	
Maximum Allowable EU Rates			
200 Max. Allowable Primary Res, Lifeline, & SLB EU Rate	CAP1r400 if CAP1r1130=CAP2	6.50	
210 Max. Allowable NonPrimary Res & BRI ISDN EU Rate	CAP1r410 if CAP1r1130=CAP2	7.00	
220 Max. Allowable MLB, PRI ISDN, & Centrex EU Rate	CAP1r420 if CAP1r1130=CAP2	9.20	
Final EU Rates (Manually Input)			
400 Final Primary Res, Lifeline, & SLB EU Rate	Input	4.57	ok
410 Final NonPrim Res & BRI ISDN EU Rate	Input	4.57	ok
420 Final MLB, PRI ISDN, & Centrex EU Rate	Input	4.57	ok
Final EU Revenue			
500 Final Total Primary Res & SLB & LifeLine EU Revenue	r400 * CAP1r100 or Sum of CAP2-priced Jurisdictns	3,333,749	
510 Final Total NonPrim Res & BRI ISDN EU Revenue	r410 * CAP1r110 or Sum of CAP2-priced Jurisdictns	285,946	
520 Final Total MLB, PRI ISDN, & Centrex EU Revenue	r420 * CAP1r120 or Sum of CAP2-priced Jurisdictns	2,822,970	
530 Final Total End User Revenue	r500 + r510 + r520	6,442,665	
600 Actual vs. Allowable Revenue: Over-recovery or (Under-recovery)	r530 - r130	0	ok

Price Cap Tariff Review Plan
 Calculation of Minimum & Maximum EU Rates

		Total (a)	Zone A (b)	Zone B (c)	Zone C (d)	Zone D (e)	Other Zone * (f)
Calculation of Maximum Recoverable Revenue							
For all rows: if CAP1r1130="CAP3", use sourcing; if Jurisdictional Pricing, enter Sum of CAP3-priced Jurisdictions where indicated; else value from C							
100 Maximum CMT Revenue	CAP1r600 or Sum of CAP3-priced Jurisdictns	CAP2	N/A	N/A	N/A	N/A	N/A
110 Total USAC Receipts	CAP1r660 or Sum of CAP3-priced Jurisdictns	CAP2	N/A	N/A	N/A	N/A	N/A
130 Maximum Recoverable Revenue	r100 - r110	CAP2	N/A	N/A	N/A	N/A	N/A
Inputs for Calculation of Minimum and Maximun							
200 Total Local Exchange Lines	CAP1r130 or Sum of CAP3-priced Jurisdictns	CAP2	CAP2	CAP2	CAP2	CAP2	CAP2
210 Unbundled Loop & Line Port Rate (State Approved)	Input if CAP1r1130=CAP3; else, CAP1r1130	N/A	CAP2	CAP2	CAP2	CAP2	CAP2
220 Interstate UNE Rate	r210*.25 if CAP1r1130=CAP3	N/A	CAP2	CAP2	CAP2	CAP2	CAP2
230 Interstate UNE Revenues	r200 * r220 or Sum of CAP3-priced Jurisdictns	CAP2	CAP2	CAP2	CAP2	CAP2	CAP2
240 Maximum CMT Revenue (using Max CMT Rev/Line)	CAP1r600 or Sum of CAP3-priced Jurisdictns	CAP2	N/A	N/A	N/A	N/A	N/A
250 Average Price Cap CMT Rev to be Recovered per Li	CAP1r460 if CAP1r1130=CAP3	CAP2	N/A	N/A	N/A	N/A	N/A
260 Price Cap CMT Revenue by Zone	r200 * r250 or Sum of CAP3-priced Jurisdictns	CAP2	CAP2	CAP2	CAP2	CAP2	CAP2
270 Uniform Rate Adjustment Factor	(r260 - r230) / r 200	CAP2	N/A	N/A	N/A	N/A	N/A
Minimum Deaveraged EU Charge Development							
300 Zone Average Revenue Per Line	r270a+r220 if CAP1r1130=CAP3	N/A	CAP2	CAP2	CAP2	CAP2	CAP2
310 Preliminary Minimum Deaveraged EU Charge	Minimum value in r300	CAP2	N/A	N/A	N/A	N/A	N/A
320 Explicit Subsidy Support from USAC (at t)	CAP1r660 or Sum of CAP3-priced Jurisdictns	CAP2	N/A	N/A	N/A	N/A	N/A
330 Study Area above CAP Benchmark Revenues	If r300>9.2,(r300-7)*CAP1r(100+110)+(r300-9.2)* CAP1r120; if 9.2>=r300>7,(r300-7)*CAP1r(100+110); else 0; or Sum of CAP3-priced Jurisdictns	CAP2	CAP2	CAP2	CAP2	CAP2	CAP2
340 Over Cap Revenues	Max(0, (r330 - r320))	CAP2	N/A	N/A	N/A	N/A	N/A
350 Interim Calculations only (do not represent Zone res	Interim calcs only (used in r360, r375, r385)	CAP2	CAP2	CAP2	CAP2	CAP2 junk	CAP2
360 Minimum Deavgd PR, Lifeline, SLB EU Rate	Min(r350a,CAP1r400)if CAP1r1130=CAP3	CAP2	N/A	N/A	N/A	N/A	N/A
370 Maximum Deavgd PR, Lifeline, SLB EU Rate	CAP1r400 if CAP1r1130=CAP3	CAP2	N/A	N/A	N/A	N/A	N/A
375 Minimum Deavgd NPR & BRI ISDN EU Rate	Min(r350a,CAP1r410)if CAP1r1130=CAP3	CAP2	N/A	N/A	N/A	N/A	N/A
380 Maximum Deavgd NPR & BRI ISDN EU Rate	CAP1r410 if CAP1r1130=CAP3	CAP2	N/A	N/A	N/A	N/A	N/A
385 Minimum Deavgd MLB, PRI, Centrex EU Rate	Min(r350a,CAP1r420)if CAP1r1130=CAP3	CAP2	N/A	N/A	N/A	N/A	N/A
390 Maximum Deavgd MLB, PRI, Centrex EU Rate	CAP1r420 if CAP1r1130=CAP3	CAP2	N/A	N/A	N/A	N/A	N/A
Final EU Rates (Manually Input)							
400 Final Primary Res, Lifeline, & SLB EU Rate	Input; but for col.c thru f: if r100="N/A", 0	N/A	CAP2	CAP2	CAP2	CAP2	CAP2
410 Final NonPrim Res & BRI ISDN EU Rate	Input; but for col.c thru f: if r100="N/A", 0	N/A	CAP2	CAP2	CAP2	CAP2	CAP2
420 Final MLB, PRI ISDN, & Centrex EU Rate	Input; but for col.c thru f: if r100="N/A", 0	N/A	CAP2	CAP2	CAP2	CAP2	CAP2
Final EU Revenue							
500 Final Total Primary Res & SLB & LifeLine EU Reven	r400 * CAP1r100 or Sum of CAP3-priced Juris	CAP2	CAP2	CAP2	CAP2	CAP2	CAP2
510 Final Total NonPrim Res & BRI ISDN EU Revenue	r410 * CAP1r110 or Sum of CAP3-priced Juris	CAP2	CAP2	CAP2	CAP2	CAP2	CAP2
520 Final Total MLB, PRI ISDN, & Centrex EU Revenue	r420 * CAP1r120 or Sum of CAP3-priced Juris	CAP2	CAP2	CAP2	CAP2	CAP2	CAP2
530 Final Total End User Revenue	r500 + r510 + r520	CAP2	CAP2	CAP2	CAP2	CAP2	CAP2
600 Actual vs. Allowable Revenue: Over-recovery or (Under-recovery)	r530 - r130	CAP2	N/A	N/A	N/A	N/A	N/A

Price Cap Tariff Review Plan
 Allocation of Pool Revenues to MLB PICC & MLB EUCL

Source	Total (a)	No Zone / Zone A (b)	Zone B (c)	Zone C (d)	Zone D (e)	Other Zone (f)
For rows 100&105: If CAP1r1110="Yes", use sourcing; else enter "No Pooling".						
100 Pooling Amount?	Input	No Pooling	N/A	N/A	N/A	N/A
105 CAP Form containing final EUCL Rates?	CAP1r1130	No Pooling	N/A	N/A	N/A	N/A
MLB Pooled Rates for CAP1 & CAP2 Forms						
For rows 110 to 220: If CAP4r105="CAP1" or "CAP2" or if Jurisdictional pricing, use sourcing; else, r105 value.						
110 MLB, PRI ISDN & Centrex EUCL Cap	CAP1r420	No Pooling	N/A	N/A	N/A	N/A
120 MLB, PRI & Centrex EUCL Rate	if r105="CAP1", CAP1r520; ="CAP2",CAP2r420;	No Pooling	N/A	N/A	N/A	N/A
130 MLB, PRI ISDN Revenue below EUCL CAP	(r110-r120)*(CAP1r120) or Sum of Jurisdictns	No Pooling	N/A	N/A	N/A	N/A
140 Pooling revenue to be recovered from MLB EUCL Re	Min(r130,r100) or Sum of Jurisdictions	No Pooling	N/A	N/A	N/A	N/A
150 MLB EUCL rate	r120+(r140/CAP1r120)	No Pooling	N/A	N/A	N/A	N/A
155 MLB EUCL Revenue	r150 * (CAP1r120), or Sum of Jurisdictions	No Pooling	N/A	N/A	N/A	N/A
160 Remaining Pooling Revenues	r100 - r140	No Pooling	N/A	N/A	N/A	N/A
170 MLB PICC Cap	CAP1r430	No Pooling	N/A	N/A	N/A	N/A
180 Maximum Average MLB, PRI & Centrex PICC Rate	CAP1r830	No Pooling	N/A	N/A	N/A	N/A
190 MLB PICC Revenue below CAP	(r170-r180)*(CAP1(r200+r210/9+r220)) or Sum	No Pooling	N/A	N/A	N/A	N/A
200 Pooling revenue to be recovered from MLB PICC Ra	Min(r190,r160)	No Pooling	N/A	N/A	N/A	N/A
210 MLB PICC rate	r180+(r200/CAP1(r200+r210/9+r220))	No Pooling	N/A	N/A	N/A	N/A
220 MLB PICC Revenue	r 210 * (CAP1(r200+r210/9+r220)), or Sum of Jurisdictions	No Pooling	N/A	N/A	N/A	N/A
MLB Pooled EU Rates for CAP3						
For rows 300 to 400: If CAP4r105="CAP3" or if Jurisdictional pricing, use sourcing; else value from CAP1r1130.						
300 Total MLB&PRI ISDN lines (include both PRI * 5 & C	CAP1r120 or Sum of CAP3-priced Jurisdictns	No Pooling	No Pooling	No Pooling	No Pooling	No Pooling
310 CAP3 Final MLB, PRI ISDN, & Centrex EU Rate	if r105="CAP3",CAP3r420; else r105	N/A	No Pooling	No Pooling	No Pooling	No Pooling
320 CAP3 Final Total MLB, PRI ISDN, & Centrex EU Re	CAP3r520 or Sum of CAP3-priced Jurisdictns	No Pooling	No Pooling	No Pooling	No Pooling	No Pooling
330 CAP3 Final MLB Rate adjusted for Pooling amount	a: min(330b.f) b-f:(sum(r310b.f)+r100a)/sum(r300b.f)	No Pooling	No Pooling	No Pooling	No Pooling	No Pooling
340 Final MLB, PRI ISDN & Centrex EU Rate with Poolin	max(r310,r330a)	N/A	No Pooling	No Pooling	No Pooling	No Pooling
350 MLB EUCL Revenue	r300*r340 or Sum of CAP3-priced Jurisdictns	No Pooling	No Pooling	No Pooling	No Pooling	No Pooling
400 Un-recovered Pool Revenues	if CAP1r1110="No", then "No Pooling"; else if r105="CAP3", then r100+r320-r350; if r105="Juris", then r100+r320-r350-r140; else r160-r200	No Pooling	N/A	N/A	N/A	N/A

Price Cap Tariff Review Plan
 Verification of Recovered CMT Revenue

	Source	Total (a)	
100 Maximum CMT Revenue	CAP1r600	8,735,647	
110 Total USAC Receipts	CAP1r660	2,292,982	
125 Pooling Revenues	if CAP1r1110 = "Yes", CAP4r100	0	
130 Maximum Recoverable Revenue	r100 - r110 + r125	6,442,665	
200 Final Total Primary Res & SLB & LifeLine EU Revenue	if CAP1r1130 = "CAP1", CAP1r610 if CAP1r1130 = "CAP2", CAP2r500 if CAP1r1130 = "CAP3", CAP3r500 if CAP1r1130="Juris",CAP1r1140+CAP2r500+CAP3r500	3,333,749	
210 Final Total NonPrim Res & BRI ISDN EU Revenue	if CAP1r1130 = "CAP1", CAP1r620 if CAP1r1130 = "CAP2", CAP2r510 if CAP1r1130 = "CAP3", CAP3r510 if CAP1r1130="Juris",CAP1r1150+CAP2r510+CAP3r510	285,946	
220 Final Total MLB, PRI ISDN, & Centrex EU Revenue	if CAP1r1110="Yes"&: if CAP1r1130="CAP1" or "CAP2", CAP4r155 if CAP1r1130="CAP3", CAP4r350a if CAP1r1130="Juris", CAP4(r155+r350a) if CAP1r1110="No"&: if CAP1r1130="CAP1", CAP1r630 if CAP1r1130="CAP2", CAP2r520 if CAP1r1130="CAP3", CAP3r520 if CAP1r1130="Juris", CAP1r1160+CAP2r520+CAP3r520	2,822,970	
300 Final Total EUCL Revenue	r200 + r210 + r220	6,442,665	
310 Final Total PICC Revenue	if CAP1r1110="Yes"&CAP1r1130<>"CAP3", CAP4 r220; else CAP1r860	0	
320 Final Total CCL Revenue	CAP1r995	0	
400 Final Total Recovered Revenue	r300 + r310 + r320	6,442,665	
500 Allowable Revenue Over-recovery/(Under-recovery)	r400-r130	0	ok
600 Nonrecoverable from PICC and CCL	CAP1r950-CAP1r995	0	
605 Annual Filing Non Recoverable Dollars		0	
610 Recoverable from ARC (up to max exog costs for Reg Fees, TRS, and NANPA)	if r600<=0,0,max(min(EXG1r160(colsB+H+J),r600),0)	0	

ANALYZER, Page 1 through 9. Page Right for Page 10 through 18..
Page down 60 for next page
To Print, Use Manual Compression = 63% and Landscape Mode

GENERAL-----	
GDPI	0.0130
X for IX	3.00000
X for SP	0.01305

EXOGENOUS CHANGES in thousands-----	
Sale of Exchanges	\$0
Regulatory Fees	-\$2
Excess Deferred Taxes	\$0
ITC	\$5
Removal Sharing/Low End Adj	\$0
TrueUp of Sharing/Low End Adj	\$0
Current Low End Adj	\$0
Telecomm.Relay Svcs.	\$69
Reg / NonReg	\$0
Other (1) [NANPA]	\$0
Other (2) [TBNP(incl. reversal)]	\$0
Other (3)	\$0
Other (4)	\$0
Other (5)	\$0
Other (6)	\$0
Other (7)	\$0
Other (8)	\$0
Other (9)	\$0
	<u>All</u>
TOTAL OF INDIVIDUALS	\$72
TOTAL EXOGENOUS (EXG1)	\$72
TOTAL EXOGENOUS (EXG2 - other column)	\$72

<u>Special</u>	\$16
	\$16
	\$16

COMMON LINE-----	LEC	FCC	Delta	Flag
Maximum Premium Rates (from CAP1)				
Prim Res, Lifeline, & SLB EUCL	CAP2	CAP2	0.00	*
NonPrim Res & BRI ISDN EUCL	CAP2	CAP2	0.00	*
MLB & PRI ISDN EUCL	CAP2	CAP2	0.00	*
MLB & PRI ISDN PICC	CAP2	CAP2	0.00	*
Prem Orig per MOU: Common Line	0.00000000	0.00000000	0.00000000	*
Prem Term per MOU: Common Line	0.00000000	0.00000000	0.00000000	*
Deaveraging Checks (from CAP3):				
Zone Progression Checks:				
Primary Res, SLB, & LifeLine	PASS	Prim Rates OK		
NonPrimary Res & BRI ISDN	PASS	Non Prim Rates OK		
MLB, PRI ISDN, & Centrex	PASS	MLB Rates OK		
Zone Minimum Pricing Checks:				
Primary Res, SLB, & LifeLine	PASS	Prim Rates above Min		
NonPrimary Res & BRI ISDN	PASS	Non Prim Rates above Min		
MLB, PRI ISDN, & Centrex	PASS	MLB Rates above Min		
Zone Maximum Pricing Checks:				
Primary Res, SLB, & LifeLine	PASS	Prim Rates below Max		
NonPrimary Res & BRI ISDN	PASS	Non Prim Rates below Max		
MLB, PRI ISDN, & Centrex	PASS	MLB Rates below Max		
Class of Service Checks:				
Zone A	PASS	Zone A OK		
Zone B	PASS	Zone B OK		
Zone C	PASS	Zone C OK		
Zone D	PASS	Zone D OK		
Other Zone	PASS	Other Zone OK		
Proposed Revenues (from CAP5)				
Prim Res, Lifeline, & SLB EUCL (Sum)	3,333,749	3,333,749	0	*
NonPrim Res & BRI ISDN EUCL (Sum)	285,946	285,946	0	*
MLB & PRI ISDN EUCL (Sum)	2,822,970	2,822,970	0	*
PICC Revenue	0	0	0	*
CCL Revenue	0	0	0	*
Total CMT Revenue	6,442,665	6,442,665	0	*
Allowable CMT Revenue	6,442,665	6,442,665	0	*
Diff. between Allowable & Calc'd Revenues	0	0	0	*
LEC CMT Revenue Too High?				*
FCC CMT Revenue Too High?				*

	LEC	FCC	Delta	Flag
INTEREXCHANGE-----				
Interexchange API	0.0000	0.0000	0.0000	*
Interexchange PCI	0.0000	0.0000	0.0000	*
LEC API Above PCI?				*
FCC API Above PCI?				*

	LEC	FCC	Delta	Flag
SPECIAL ACCESS-----				
VG, MT, TG				
Proposed SBI	77.7333	77.7333	0.0000	*
SBI: Upper Limit	81.6694	81.6694	0.0000	*
LEC SBI Out of Bounds?				*
FCC SBI Out of Bounds?				*
Audio & Video				
Proposed SBI	89.5641	89.5641	0.0000	*
SBI: Upper Limit	94.0568	94.0568	0.0000	*
LEC SBI Out of Bounds?				*
FCC SBI Out of Bounds?				*
HiCap				
DS1				
Proposed Sub-Index	77.9605	77.9605	0.0000	*
Sub-Index Upper Limit	81.9082	81.9082	0.0000	*
LEC Sub-Index Out of Bounds?				*
FCC Sub-Index Out of Bounds?				*
DS3				
Proposed Sub-Index	66.6338	66.6338	0.0000	*
Sub-Index Upper Limit	70.0080	70.0080	0.0000	*
LEC Sub-Index Out of Bounds?				*
FCC Sub-Index Out of Bounds?				*
Total HiCap/DDS				
Proposed SBI	69.8895	69.8895	0.0000	*
SBI: Upper Limit	73.4285	73.4285	0.0000	*
LEC SBI Out of Bounds?				*
FCC SBI Out of Bounds?				*
Wideband				
Proposed SBI	0.0000	0.0000	0.0000	*
SBI: Upper Limit	0.0000	0.0000	0.0000	*
LEC SBI Out of Bounds?				*
FCC SBI Out of Bounds?				*
TOTAL SPECIAL ACCESS-----				
Special Access API	56.6798	56.6798	0.0000	*
Special Access PCI	56.7557	56.7557	0.0000	*
LEC API Above PCI?				*
FCC API Above PCI?				*

	LEC	FCC	Delta	Flag
SPECIAL ACCESS-----				
VG Special Density Zone 1				
Proposed Sub-Index	0.0000	0.0000	0.0000	*
Sub-Index Upper Limit	0.0000	0.0000	0.0000	*
LEC Sub-Index Out of Bounds?				*
FCC Sub-Index Out of Bounds?				*
VG Special Density Zone 2				
Proposed Sub-Index	0.0000	0.0000	0.0000	*
Sub-Index Upper Limit	0.0000	0.0000	0.0000	*
LEC Sub-Index Out of Bounds?				*
FCC Sub-Index Out of Bounds?				*
VG Special Density Zone 3				
Proposed Sub-Index	0.0000	0.0000	0.0000	*
Sub-Index Upper Limit	0.0000	0.0000	0.0000	*
LEC Sub-Index Out of Bounds?				*
FCC Sub-Index Out of Bounds?				*
VG Special Density Zone 4				
Proposed Sub-Index	0.0000	0.0000	0.0000	*
Sub-Index Upper Limit	0.0000	0.0000	0.0000	*
LEC Sub-Index Out of Bounds?				*
FCC Sub-Index Out of Bounds?				*
VG Special Density Zone 5				
Proposed Sub-Index	0.0000	0.0000	0.0000	*
Sub-Index Upper Limit	0.0000	0.0000	0.0000	*
LEC Sub-Index Out of Bounds?				*
FCC Sub-Index Out of Bounds?				*
VG Special Density Zone 6				
Proposed Sub-Index	0.0000	0.0000	0.0000	*
Sub-Index Upper Limit	0.0000	0.0000	0.0000	*
LEC Sub-Index Out of Bounds?				*
FCC Sub-Index Out of Bounds?				*
VG Special Density Zone 7				
Proposed Sub-Index	0.0000	0.0000	0.0000	*
Sub-Index Upper Limit	0.0000	0.0000	0.0000	*
LEC Sub-Index Out of Bounds?				*
FCC Sub-Index Out of Bounds?				*

AP1r1130.

AP1r1130.

IND1P1	A15..M74
PCI1P1	Q255..X314
SUM1P1	AA15..AH74
EXG	AL15..AW194
RTE1PA	BX15..CH614
RTE1PB	CJ15..CT614
CAP	CV15..DD374
FOOTNOTES	CV375..DD434
ANALYZER_Pa	DG15..DK314
ANALYZER_Pb	DN15..DR314
xxx	

ANALYZER, Page 5 through 10.

Page down 60 for next page

To Print, Use Manual Compression = 63% and Landscape Mode

YZE_IND1P1 A1001..M1060
 YZE_PCIP1 Q1241.X1300
 YZE_SUM1P1 AA1001..AH1060
 YZE_EXG AL1001..AW1180
 YZE_RTE1PA BX1001..CH1600
 YZE_RTE1PB CJ1001..CT1600
 YZE_CAP CV1001..DD1360
 xxx

	LEC	FCC	Delta	Flag
SPECIAL ACCESS				
Audio/Video Density Zone 1				
Proposed Sub-Index	0.0000	0.0000	0.0000	*
Sub-Index Upper Limit	0.0000	0.0000	0.0000	*
LEC Sub-Index Out of Bounds?				*
FCC Sub-Index Out of Bounds?				*
Audio/Video Density Zone 2				
Proposed Sub-Index	0.0000	0.0000	0.0000	*
Sub-Index Upper Limit	0.0000	0.0000	0.0000	*
LEC Sub-Index Out of Bounds?				*
FCC Sub-Index Out of Bounds?				*
Audio/Video Density Zone 3				
Proposed Sub-Index	0.0000	0.0000	0.0000	*
Sub-Index Upper Limit	0.0000	0.0000	0.0000	*
LEC Sub-Index Out of Bounds?				*
FCC Sub-Index Out of Bounds?				*
Audio/Video Density Zone 4				
Proposed Sub-Index	0.0000	0.0000	0.0000	*
Sub-Index Upper Limit	0.0000	0.0000	0.0000	*
LEC Sub-Index Out of Bounds?				*
FCC Sub-Index Out of Bounds?				*
Audio/Video Density Zone 5				
Proposed Sub-Index	0.0000	0.0000	0.0000	*
Sub-Index Upper Limit	0.0000	0.0000	0.0000	*
LEC Sub-Index Out of Bounds?				*
FCC Sub-Index Out of Bounds?				*
Audio/Video Density Zone 6				
Proposed Sub-Index	0.0000	0.0000	0.0000	*
Sub-Index Upper Limit	0.0000	0.0000	0.0000	*
LEC Sub-Index Out of Bounds?				*
FCC Sub-Index Out of Bounds?				*
Audio/Video Density Zone 7				
Proposed Sub-Index	0.0000	0.0000	0.0000	*
Sub-Index Upper Limit	0.0000	0.0000	0.0000	*
LEC Sub-Index Out of Bounds?				*
FCC Sub-Index Out of Bounds?				*

			Range Location (FYI c)
RTE1J01	rte		B:D15..B:K74
CAPJ01	cap		C:D15..C:I374
ANALYZER_J01	yze		C:D1361..C:G1420
xxx			
RTE1J02	rte		B:M15..B:T74
CAPJ02	cap		C:M15..C:R374
ANALYZER_j02	yze		C:M1361..C:Q1420
xxx			
RTE1J03	rte		B:V15..B:AC74
CAPJ03	cap		C:V15..C:AA374
ANALYZER_j03	yze		C:V1361..C:Z1420
xxx			
RTE1J04	rte		B:AE15..B:AL74
CAPJ04	cap		C:AE15..C:AJ374
ANALYZER_j04	yze		C:AE1361..C:AI1420
xxx			
RTE1J05	rte		B:AN15..B:AU74
CAPJ05	cap		C:AN15..C:AS374
ANALYZER_j05	yze		C:AN1361..C:AR1420
xxx			
RTE1J06	rte		B:AW15..B:BD74
CAPJ06	cap		C:AW15..C:BB374
ANALYZER_j06	yze		C:AW1361..C:BA1420
xxx			
RTE1j07	rte		B:BF15..B:BM74
CAPj07	cap		C:BF15..C:BK374
ANALYZER_j07	yze		C:BF1361..C:BJ1420
xxx			
RTE1j08	rte		B:BO15..B:BV74
CAPj08	cap		C:BO15..C:BT374
ANALYZER_j08	yze		C:BO1361..C:BS1420
xxx			
RTE1j09	rte		B:BX15..B:CE74
CAPj09	cap		C:BX15..C:CC374
ANALYZER_j09	yze		C:BX1361..C:CB1420
xxx			
RTE1J10	rte		B:CG15..B:CN74
CAPJ10	cap		C:CG15..C:CL374
ANALYZER_J10	yze		C:CG1361..C:CK1420
xxx			

	LEC	FCC	Delta	Flag
SPECIAL ACCESS-----				
DS1 Special Access Density Zone 1				
Proposed Sub-Index	0.0000	0.0000	0.0000	*
Sub-Index Upper Limit	0.0000	0.0000	0.0000	*
LEC Sub-Index Out of Bounds?				*
FCC Sub-Index Out of Bounds?				*
DS1 Special Access Density Zone 2				
Proposed Sub-Index	0.0000	0.0000	0.0000	*
Sub-Index Upper Limit	0.0000	0.0000	0.0000	*
LEC Sub-Index Out of Bounds?				*
FCC Sub-Index Out of Bounds?				*
DS1 Special Access Density Zone 3				
Proposed Sub-Index	0.0000	0.0000	0.0000	*
Sub-Index Upper Limit	0.0000	0.0000	0.0000	*
LEC Sub-Index Out of Bounds?				*
FCC Sub-Index Out of Bounds?				*
DS1 Special Access Density Zone 4				
Proposed Sub-Index	0.0000	0.0000	0.0000	*
Sub-Index Upper Limit	0.0000	0.0000	0.0000	*
LEC Sub-Index Out of Bounds?				*
FCC Sub-Index Out of Bounds?				*
DS1 Special Access Density Zone 5				
Proposed Sub-Index	0.0000	0.0000	0.0000	*
Sub-Index Upper Limit	0.0000	0.0000	0.0000	*
LEC Sub-Index Out of Bounds?				*
FCC Sub-Index Out of Bounds?				*
DS1 Special Access Density Zone 6				
Proposed Sub-Index	0.0000	0.0000	0.0000	*
Sub-Index Upper Limit	0.0000	0.0000	0.0000	*
LEC Sub-Index Out of Bounds?				*
FCC Sub-Index Out of Bounds?				*
DS1 Special Access Density Zone 7				
Proposed Sub-Index	0.0000	0.0000	0.0000	*
Sub-Index Upper Limit	0.0000	0.0000	0.0000	*
LEC Sub-Index Out of Bounds?				*
FCC Sub-Index Out of Bounds?				*

RTE1J11	rte	B:CP15..B:CW74
CAPJ11	cap	C:CP15..C:CU374
ANALYZER_J11	yze	C:CP1361..C:CT1420
xxx		
RTE1J12	rte	B:CY15..B:DF74
CAPJ12	cap	C:CY15..C:DD374
ANALYZER_J12	yze	C:CY1361..C:DC1420
xxx		
RTE1J13	rte	B:DH15..B:DO74
CAPJ13	cap	C:DH15..C:DM374
ANALYZER_J13	yze	C:DH1361..C:DL1420
xxx		
RTE1J14	rte	B:DQ15..B:DX74
CAPJ14	cap	C:DQ15..C:DV374
ANALYZER_J14	yze	C:DQ1361..C:DU1420
xxx		
RTE1J15	rte	B:DZ15..B:EG74
CAPJ15	cap	C:DZ15..C:EE374
ANALYZER_J15	yze	C:DZ1361..C:ED1420
xxx		
RTE1J16	rte	B:EI15..B:EP74
CAPJ16	cap	C:EI15..C:EN374
ANALYZER_J16	yze	C:EI1361..C:EL1420
xxx		
RTE1J17	rte	B:ER15..B:EY74
CAPJ17	cap	C:ER15..C:EW374
ANALYZER_J17	yze	C:ER1361..C:EU1420
xxx		
RTE1J18	rte	B:FA15..B:FH74
CAPJ18	cap	C:FA15..C:FF374
ANALYZER_J18	yze	C:FA1361..C:FD1420
xxx		
RTE1J19	rte	B:FJ15..B:FQ74
CAPJ19	cap	C:FJ15..C:FO374
ANALYZER_J19	yze	C:FJ1361..C:FM1420
xxx		
RTE1J20	rte	B:FS15..B:FZ74
CAPJ20	cap	C:FS15..C:FX374
ANALYZER_J20	yze	C:FS1361..C:FV1420
xxx		
RTE1J21	rte	B:GB15..B:GI74
CAPJ21	cap	C:GB15..C:GG374
ANALYZER_J21	yze	C:GB1361..C:GE1420
xxx		
RTE1J22	rte	B:GK15..B:GR74
CAPJ22	cap	C:GK15..C:GP374
ANALYZER_J22	yze	C:GK1361..C:GN1420
xxx		
RTE1J23	rte	B:GT15..B:HA74
CAPJ23	cap	C:GT15..C:GY374
ANALYZER_J23	yze	C:GT1361..C:GW1420
xxx		
RTE1J24	rte	B:HC15..B:HJ74
CAPJ24	cap	C:HC15..C:HH374
ANALYZER_J24	yze	C:HC1361..C:HF1420
xxx		
RTE1J25	rte	B:HL15..B:HS74
CAPJ25	cap	C:HL15..C:HQ374
ANALYZER_J25	yze	C:HL1361..C:HO1420
xxx		

	LEC	FCC	Delta	Flag
SPECIAL ACCESS-----				
DS3 Special Access Density Zone 1				
Proposed Sub-Index	0.0000	0.0000	0.0000	*
Sub-Index Upper Limit	0.0000	0.0000	0.0000	*
LEC Sub-Index Out of Bounds?				*
FCC Sub-Index Out of Bounds?				*
DS3 Special Access Density Zone 2				
Proposed Sub-Index	0.0000	0.0000	0.0000	*
Sub-Index Upper Limit	0.0000	0.0000	0.0000	*
LEC Sub-Index Out of Bounds?				*
FCC Sub-Index Out of Bounds?				*
DS3 Special Access Density Zone 3				
Proposed Sub-Index	0.0000	0.0000	0.0000	*
Sub-Index Upper Limit	0.0000	0.0000	0.0000	*
LEC Sub-Index Out of Bounds?				*
FCC Sub-Index Out of Bounds?				*
DS3 Special Access Density Zone 4				
Proposed Sub-Index	0.0000	0.0000	0.0000	*
Sub-Index Upper Limit	0.0000	0.0000	0.0000	*
LEC Sub-Index Out of Bounds?				*
FCC Sub-Index Out of Bounds?				*
DS3 Special Access Density Zone 5				
Proposed Sub-Index	0.0000	0.0000	0.0000	*
Sub-Index Upper Limit	0.0000	0.0000	0.0000	*
LEC Sub-Index Out of Bounds?				*
FCC Sub-Index Out of Bounds?				*
DS3 Special Access Density Zone 6				
Proposed Sub-Index	0.0000	0.0000	0.0000	*
Sub-Index Upper Limit	0.0000	0.0000	0.0000	*
LEC Sub-Index Out of Bounds?				*
FCC Sub-Index Out of Bounds?				*
DS3 Special Access Density Zone 7				
Proposed Sub-Index	0.0000	0.0000	0.0000	*
Sub-Index Upper Limit	0.0000	0.0000	0.0000	*
LEC Sub-Index Out of Bounds?				*
FCC Sub-Index Out of Bounds?				*

RTE1J26	rte	B:HU15..B:HU74
CAPJ26	cap	C:HU15..C:HZ374
ANALYZER_J26	yze	C:HU1361..C:HX1420
xxx		
RTE1J27	rte	B:D215..B:K274
CAPJ27	cap	C:D515..C:I874
ANALYZER_J27	yze	C:D1861..C:H1920
xxx		
RTE1J28	rte	B:M215..B:T274
CAPJ28	cap	C:M515..C:R874
ANALYZER_J28	yze	C:M1861..C:P1920
xxx		
RTE1J29	rte	B:V215..B:AC274
CAPJ29	cap	C:V515..C:AA874
ANALYZER_J29	yze	C:V1861..C:Y1920
xxx		
RTE1J30	rte	B:AE215..B:AL274
CAPJ30	cap	C:AE515..C:AJ874
ANALYZER_J30	yze	C:AE1861..C:AH1920
xxx		
RTE1J31	rte	B:AN215..B:AU274
CAPJ31	cap	C:AN515..C:AS874
ANALYZER_J31	yze	C:AN1861..C:AQ1920
xxx		
RTE1J32	rte	B:AW215..B:BD274
CAPJ32	cap	C:AW515..C:BB874
ANALYZER_J32	yze	C:AW1861..C:AZ1920
xxx		
RTE1J33	rte	B:BF215..B:BM274
CAPJ33	cap	C:BF515..C:BK874
ANALYZER_J33	yze	C:BF1861..C:BI1920
xxx		
RTE1J34	rte	B:BO215..B:BV274
CAPJ34	cap	C:BO515..C:BT874
ANALYZER_J34	yze	C:BO1861..C:BR1920
xxx		
RTE1J35	rte	B:BX215..B:CE274
CAPJ35	cap	C:BX515..C:CC874
ANALYZER_J35	yze	C:BX1820..C:CA1861
xxx		
RTE1J36	rte	B:CG215..B:CN274
CAPJ36	cap	C:CG515..C:CL874
ANALYZER_J36	yze	C:CG1861..C:CJ1920
xxx		
RTE1J37	rte	B:CP215..B:CW274
CAPJ37	cap	C:CP515..C:CU874
ANALYZER_J37	yze	C:CP1861..C:CS1920
xxx		
RTE1J38	rte	B:CY215..B:DF274
CAPJ38	cap	C:CY515..C:DD874
ANALYZER_J38	yze	C:CY1861..C:DB1920
xxx		
RTE1J39	rte	B:DH215..B:DO274
CAPJ39	cap	C:DH515..C:DM874
ANALYZER_J39	yze	C:DH1861..C:DK1920
xxx		
RTE1J40	rte	B:DQ215..B:DX274
CAPJ40	cap	C:DQ515..C:DV874
ANALYZER_J40	yze	C:DQ1861..C:DT1920
xxx		

	LEC	FCC	Delta	Flag
SPECIAL ACCESS-----				
DDS&Other Density Zone 1				
Proposed Sub-Index	0.0000	0.0000	0.0000	*
Sub-Index Upper Limit	0.0000	0.0000	0.0000	*
LEC Sub-Index Out of Bounds?				*
FCC Sub-Index Out of Bounds?				*
DDS&Other Density Zone 2				
Proposed Sub-Index	0.0000	0.0000	0.0000	*
Sub-Index Upper Limit	0.0000	0.0000	0.0000	*
LEC Sub-Index Out of Bounds?				*
FCC Sub-Index Out of Bounds?				*
DDS&Other Density Zone 3				
Proposed Sub-Index	0.0000	0.0000	0.0000	*
Sub-Index Upper Limit	0.0000	0.0000	0.0000	*
LEC Sub-Index Out of Bounds?				*
FCC Sub-Index Out of Bounds?				*
DDS&Other Density Zone 4				
Proposed Sub-Index	0.0000	0.0000	0.0000	*
Sub-Index Upper Limit	0.0000	0.0000	0.0000	*
LEC Sub-Index Out of Bounds?				*
FCC Sub-Index Out of Bounds?				*
DDS&Other Density Zone 5				
Proposed Sub-Index	0.0000	0.0000	0.0000	*
Sub-Index Upper Limit	0.0000	0.0000	0.0000	*
LEC Sub-Index Out of Bounds?				*
FCC Sub-Index Out of Bounds?				*
DDS&Other Density Zone 6				
Proposed Sub-Index	0.0000	0.0000	0.0000	*
Sub-Index Upper Limit	0.0000	0.0000	0.0000	*
LEC Sub-Index Out of Bounds?				*
FCC Sub-Index Out of Bounds?				*
DDS&Other Density Zone 7				
Proposed Sub-Index	0.0000	0.0000	0.0000	*
Sub-Index Upper Limit	0.0000	0.0000	0.0000	*
LEC Sub-Index Out of Bounds?				*
FCC Sub-Index Out of Bounds?				*

RTE1J41 rte B:DZ215..B:EG274
 CAPJ41 cap C:DZ515..C:EE874
 ANALYZER_J41 yze C:DZ1861..C:EC1920
 xxx
 RTE1J42 rte B:EI215..B:EP274
 CAPJ42 cap C:EI515..C:EN874
 ANALYZER_J42 yze C:EI1861..C:EL1920
 xxx
 RTE1J43 rte B:ER215..B:EY274
 CAPJ43 cap C:ER515..C:EW874
 ANALYZER_J43 yze C:ER1861..C:EU1920
 xxx
 RTE1J44 rte B:FA215..B:FH274
 CAPJ44 cap C:FA515..C:FF874
 ANALYZER_J44 yze C:FA1861..C:FD1920
 xxx
 RTE1J45 rte B:FJ215..B:FQ274
 CAPJ45 cap C:FJ515..C:FO874
 ANALYZER_J45 yze C:FJ1861..C:FM1920
 xxx
 RTE1J46 rte B:FS215..B:FZ274
 CAPJ46 cap C:FS515..C:FX874
 ANALYZER_J46 yze C:FS1861..C:FV1920
 xxx
 RTE1J47 rte B:GB215..B:GI274
 CAPJ47 cap C:GB515..C:GG874
 ANALYZER_J47 yze C:GB1861..C:GE1920
 xxx
 RTE1J48 rte B:GK215..B:GR274
 CAPJ48 cap C:GK515..C:GP874
 ANALYZER_J48 yze C:GK1861..C:GN1920
 xxx
 RTE1J49 rte B:GT215..B:HA274
 CAPJ49 cap C:GT515..C:GY874
 ANALYZER_J49 yze C:GT1861..C:GW1920
 xxx
 RTE1J50 rte B:HC215..B:HJ274
 CAPJ50 cap C:HC515..C:HH874
 ANALYZER_J50 yze C:HC1861..C:HF1920
 xxx
 RTE1J51 rte B:HL215..B:HS274
 CAPJ51 cap C:HL515..C:HQ874
 ANALYZER_J51 yze C:HL1861..C:HO1920
 xxx
 RTE1J52 rte B:HU215..B:IB274
 CAPJ52 cap C:HU515..C:HZ874
 ANALYZER_J52 yze C:HU1861..C:HX1920
 xxx

yz_RTE1J01 rte
 yz_CAPJ01 cap
 xxx

	LEC	FCC	Delta	Flag		
SPECIAL ACCESS-----						
WB Density Zone 1						
Proposed Sub-Index	0.0000	0.0000	0.0000	*	yze_RTE1J02	rte
Sub-Index Upper Limit	0.0000	0.0000	0.0000	*	yze_CAPJ02	cap
LEC Sub-Index Out of Bounds?				*	xxx	
FCC Sub-Index Out of Bounds?				*	yze_RTE1J03	rte
					yze_CAPJ03	cap
					xxx	
					yze_RTE1J04	rte
					yze_CAPJ04	cap
					xxx	
					yze_RTE1J05	rte
					yze_CAPJ05	cap
					xxx	
					yze_RTE1J06	rte
					yze_CAPJ06	cap
					xxx	
WB Density Zone 2						
Proposed Sub-Index	0.0000	0.0000	0.0000	*	yze_RTE1j07	rte
Sub-Index Upper Limit	0.0000	0.0000	0.0000	*	yze_CAPj07	cap
LEC Sub-Index Out of Bounds?				*	xxx	
FCC Sub-Index Out of Bounds?				*	yze_RTE1j08	rte
					yze_CAPj08	cap
					xxx	
					yze_RTE1j09	rte
					yze_CAPj09	cap
					xxx	
					yze_RTE1J10	rte
					yze_CAPJ10	cap
					xxx	
					yze_RTE1J11	rte
					yze_CAPJ11	cap
					xxx	
					yze_RTE1J12	rte
					yze_CAPJ12	cap
					xxx	
					yze_RTE1J13	rte
					yze_CAPJ13	cap
					xxx	
					yze_RTE1J14	rte
					yze_CAPJ14	cap
					xxx	
					yze_RTE1J15	rte
					yze_CAPJ15	cap
					xxx	
					yze_RTE1J16	rte
					yze_CAPJ16	cap
					xxx	
					yze_RTE1J17	rte
					yze_CAPJ17	cap
					xxx	
					yze_RTE1J18	rte
					yze_CAPJ18	cap
					xxx	
					yze_RTE1J19	rte
					yze_CAPJ19	cap
					xxx	
					yze_RTE1J20	rte
					yze_CAPJ20	cap
					xxx	
					yze_RTE1J21	rte
					yze_CAPJ21	cap
					xxx	

yze_RTE1J22	rte
yze_CAPJ22	cap
xxx	
yze_RTE1J23	rte
yze_CAPJ23	cap
xxx	
yze_RTE1J24	rte
yze_CAPJ24	cap
xxx	
yze_RTE1J25	rte
yze_CAPJ25	cap
xxx	
yze_RTE1J26	rte
yze_CAPJ26	cap
xxx	
yze_RTE1J27	rte
yze_CAPJ27	cap
xxx	
yze_RTE1J28	rte
yze_CAPJ28	cap
xxx	
yze_RTE1J29	rte
yze_CAPJ29	cap
xxx	
yze_RTE1J30	rte
yze_CAPJ30	cap
xxx	
yze_RTE1J31	rte
yze_CAPJ31	cap
xxx	
yze_RTE1J32	rte
yze_CAPJ32	cap
xxx	
yze_RTE1J33	rte
yze_CAPJ33	cap
xxx	
yze_RTE1J34	rte
yze_CAPJ34	cap
xxx	
yze_RTE1J35	rte
yze_CAPJ35	cap
xxx	
yze_RTE1J36	rte
yze_CAPJ36	cap
xxx	
yze_RTE1J37	rte
yze_CAPJ37	cap
xxx	
yze_RTE1J38	rte
yze_CAPJ38	cap
xxx	
yze_RTE1J39	rte
yze_CAPJ39	cap
xxx	
yze_RTE1J40	rte
yze_CAPJ40	cap
xxx	
yze_RTE1J41	rte
yze_CAPJ41	cap
xxx	

yze_RTE1J42	rte
yze_CAPJ42	cap
xxx	
yze_RTE1J43	rte
yze_CAPJ43	cap
xxx	
yze_RTE1J44	rte
yze_CAPJ44	cap
xxx	
yze_RTE1J45	rte
yze_CAPJ45	cap
xxx	
yze_RTE1J46	rte
yze_CAPJ46	cap
xxx	
yze_RTE1J47	rte
yze_CAPJ47	cap
xxx	
yze_RTE1J48	rte
yze_CAPJ48	cap
xxx	
yze_RTE1J49	rte
yze_CAPJ49	cap
xxx	
yze_RTE1J50	rte
yze_CAPJ50	cap
xxx	
yze_RTE1J51	rte
yze_CAPJ51	cap
xxx	
yze_RTE1J52	rte
yze_CAPJ52	cap
xxx	

nly)

)

)

)

)

)

)

)

)

)

)

)

)

)

0

)

)

)

)

)

)

)

)

)

)

)

)

)

)

)

)

0

)

)

)

Note: Enter the first Jurisdiction name or abbreviation in cell D15, the second Jurisdiction name or abbreviation in cell M15, etc.

COSAs with Jurisdictionally Separate SLCs, PICCs, and/
For ILECs with mixed SLC/PICC/CCL pricing methods:

Jurisdiction Number:

End User Common Line (EUCL)

No Zone or Zone A:

- 102 Primary Res, Single Line Bus, Lifeline EUCL (1)
- 104 NonPrimary Residence & BRI ISDN EUCL (1)
- 106 Multiline Bus, PRI ISDN, Centrex EUCL (1)
- 108 Special Access Surcharge
- 109 Other EUCL

Zone B:

- 112 Primary Res, Single Line Bus, Lifeline EUCL (1)
- 114 NonPrimary Residence & BRI ISDN EUCL (1)
- 116 Multiline Bus, PRI ISDN, Centrex EUCL (1)

Zone C:

- 122 Primary Res, Single Line Bus, Lifeline EUCL (1)
- 124 NonPrimary Residence & BRI ISDN EUCL (1)
- 126 Multiline Bus, PRI ISDN, Centrex EUCL (1)

Zone D:

- 132 Primary Res, Single Line Bus, Lifeline EUCL (1)
- 134 NonPrimary Residence & BRI ISDN EUCL (1)
- 136 Multiline Bus, PRI ISDN, Centrex EUCL (1)

Zone - Other:

- 142 Primary Res, Single Line Bus, Lifeline EUCL (1)
- 144 NonPrimary Residence & BRI ISDN EUCL (1)
- 146 Multiline Bus, PRI ISDN, Centrex EUCL (1)

Presubscribed Interexchange Carrier Charge (PI

- 155 Multiline Business & PRI ISDN PICC (1)
- 157 Business Centrex PICC

Carrier Common Line

- 161 Terminating CCL Prem.
- 163 Terminating CCL Non-Prem.
- 165 Originating CCL Prem.
- 167 Originating CCL Non-Prem.

- 180 Other Common Line
- 185 USAC Receipts

- 190 Total Basket

Jurisdiction Number:

RTE-1J ANALYZE

Filing Date: 06/16/2015

Filing Entity: PTNV

Transmittal Number: 280

PTNV 2015 LFAF - (PTNVAN15.xls)

Page 1 of 40

End User Common Line (EUCL)

No Zone or Zone A:

- 102 Primary Res, Single Line Bus, Lifeline EUCL (1)
- 104 NonPrimary Residence & BRI ISDN EUCL (1)
- 106 Multiline Bus, PRI ISDN, Centrex EUCL (1)
- 108 Special Access Surcharge
- 109 Other EUCL

Zone B:

- 112 Primary Res, Single Line Bus, Lifeline EUCL (1)
- 114 NonPrimary Residence & BRI ISDN EUCL (1)
- 116 Multiline Bus, PRI ISDN, Centrex EUCL (1)

Zone C:

- 122 Primary Res, Single Line Bus, Lifeline EUCL (1)
- 124 NonPrimary Residence & BRI ISDN EUCL (1)
- 126 Multiline Bus, PRI ISDN, Centrex EUCL (1)

Zone D:

- 132 Primary Res, Single Line Bus, Lifeline EUCL (1)
- 134 NonPrimary Residence & BRI ISDN EUCL (1)
- 136 Multiline Bus, PRI ISDN, Centrex EUCL (1)

Zone - Other:

- 142 Primary Res, Single Line Bus, Lifeline EUCL (1)
- 144 NonPrimary Residence & BRI ISDN EUCL (1)
- 146 Multiline Bus, PRI ISDN, Centrex EUCL (1)

Presubscribed Interexchange Carrier Charge (PI

- 155 Multiline Business & PRI ISDN PICC (1)
- 157 Business Centrex PICC

Carrier Common Line

- 161 Terminating CCL Prem.
- 163 Terminating CCL Non-Prem.
- 165 Originating CCL Prem.
- 167 Originating CCL Non-Prem.

- 180 Other Common Line
- 185 USAC Receipts
Per Minute Revenues
- 190 Total Basket

Jurisdiction Number:

End User Common Line (EUCL)

No Zone or Zone A:

- 102 Primary Res, Single Line Bus, Lifeline EUCL (1)
- 104 NonPrimary Residence & BRI ISDN EUCL (1)
- 106 Multiline Bus, PRI ISDN, Centrex EUCL (1)
- 108 Special Access Surcharge
- 109 Other EUCL

Zone B:

- 112 Primary Res, Single Line Bus, Lifeline EUCL (1)
- 114 NonPrimary Residence & BRI ISDN EUCL (1)
- 116 Multiline Bus, PRI ISDN, Centrex EUCL (1)

Zone C:

- 122 Primary Res, Single Line Bus, Lifeline EUCL (1)
- 124 NonPrimary Residence & BRI ISDN EUCL (1)
- 126 Multiline Bus, PRI ISDN, Centrex EUCL (1)

Zone D:

- 132 Primary Res, Single Line Bus, Lifeline EUCL (1)
- 134 NonPrimary Residence & BRI ISDN EUCL (1)
- 136 Multiline Bus, PRI ISDN, Centrex EUCL (1)

Zone - Other:

- 142 Primary Res, Single Line Bus, Lifeline EUCL (1)
- 144 NonPrimary Residence & BRI ISDN EUCL (1)
- 146 Multiline Bus, PRI ISDN, Centrex EUCL (1)

Presubscribed Interexchange Carrier Charge (PI

- 155 Multiline Business & PRI ISDN PICC (1)
- 157 Business Centrex PICC

Carrier Common Line

- 161 Terminating CCL Prem.
- 163 Terminating CCL Non-Prem.
- 165 Originating CCL Prem.
- 167 Originating CCL Non-Prem.

- 180 Other Common Line
- 185 USAC Receipts

- 190 Total Basket

Jurisdiction Number:

RTE-1J ANALYZE

Filing Date: 06/16/2015

Filing Entity: PTNV

Transmittal Number: 280

PTNV 2015 LFAF - (PTNVAN15.xls)

Page 1 of 40

End User Common Line (EUCL)

No Zone or Zone A:

- 102 Primary Res, Single Line Bus, Lifeline EUCL (1)
- 104 NonPrimary Residence & BRI ISDN EUCL (1)
- 106 Multiline Bus, PRI ISDN, Centrex EUCL (1)
- 108 Special Access Surcharge
- 109 Other EUCL

Zone B:

- 112 Primary Res, Single Line Bus, Lifeline EUCL (1)
- 114 NonPrimary Residence & BRI ISDN EUCL (1)
- 116 Multiline Bus, PRI ISDN, Centrex EUCL (1)

Zone C:

- 122 Primary Res, Single Line Bus, Lifeline EUCL (1)
- 124 NonPrimary Residence & BRI ISDN EUCL (1)
- 126 Multiline Bus, PRI ISDN, Centrex EUCL (1)

Zone D:

- 132 Primary Res, Single Line Bus, Lifeline EUCL (1)
- 134 NonPrimary Residence & BRI ISDN EUCL (1)
- 136 Multiline Bus, PRI ISDN, Centrex EUCL (1)

Zone - Other:

- 142 Primary Res, Single Line Bus, Lifeline EUCL (1)
- 144 NonPrimary Residence & BRI ISDN EUCL (1)
- 146 Multiline Bus, PRI ISDN, Centrex EUCL (1)

Presubscribed Interexchange Carrier Charge (PI

- 155 Multiline Business & PRI ISDN PICC (1)
- 157 Business Centrex PICC

Carrier Common Line

- 161 Terminating CCL Prem.
- 163 Terminating CCL Non-Prem.
- 165 Originating CCL Prem.
- 167 Originating CCL Non-Prem.

- 180 Other Common Line
- 185 USAC Receipts
Per Minute Revenues
- 190 Total Basket

Note: Enter the first Jurisdiction name or abbreviation in cell D15, the second Jurisdiction name or abbreviation in cell M15, etc.

COSAs with Jurisdictionally Separate SLCs, PICCs, and/or CCL should be entered in rows 15 through 74.

For ILECs with mixed SLC/PICC/CCL pricing methods: COSAs with Aggregated SLCs, PICCs, and/or CCL should be entered in rows 15 thru 74. COSAs with jurisdictionally separate SLCs, PICCs, and/or C
If want separate Exog Cost CMT ratios for split by above groupings, must enter values (not TOTAL) in rows 74 & 274.

Jurisdiction Number: 1

Enter Juris Names in blue cells in row 15.

Price Cap Tariff Review Plan
 Common Line Basket

	BASE PERIOD DEMAND	RATES AT LAST PCI UPDATE	CURRENT RATES	PROPOSED RATES	BASE PERIOD DEMAND x RATES AT LAST PCI UPDATE	BASE PERIOD DEMAND x CURRENT RATES	BASE PERIOD DEMAND x PROPOSED RATES	INDEX RESULTS
	(A)	(B)	(C)	(D)	(E)	(F)	(G)	(H)
End User Common Line (EUCL)								
No Zone or Zone A:								
102 Primary Res, Single Line Bus, Lifeline EUCL (1)	729,832	4.52827378	4.52827378	4.56783086	3,304,879	3,304,879	3,333,749	N/A
104 NonPrimary Residence & BRI ISDN EUCL (1)	62,600	4.52827378	4.52827378	4.56783086	283,470	283,470	285,946	N/A
106 Multiline Bus, PRI ISDN, Centrex EUCL (1)	618,011	4.52827378	4.52827378	4.56783086	2,798,523	2,798,523	2,822,970	N/A
108 Special Access Surcharge	64	25.00000000	25.00000000	25.00000000	1,600	1,600	1,600	N/A
109 Other EUCL	N/A	N/A	N/A	N/A	233,382	233,382	233,382	N/A
Zone B:								
112 Primary Res, Single Line Bus, Lifeline EUCL (1)	0	0.00000000	0.00000000	0.00000000	0	0	0	N/A
114 NonPrimary Residence & BRI ISDN EUCL (1)	0	0.00000000	0.00000000	0.00000000	0	0	0	N/A
116 Multiline Bus, PRI ISDN, Centrex EUCL (1)	0	0.00000000	0.00000000	0.00000000	0	0	0	N/A
Zone C:								
122 Primary Res, Single Line Bus, Lifeline EUCL (1)	0	0.00000000	0.00000000	0.00000000	0	0	0	N/A
124 NonPrimary Residence & BRI ISDN EUCL (1)	0	0.00000000	0.00000000	0.00000000	0	0	0	N/A
126 Multiline Bus, PRI ISDN, Centrex EUCL (1)	0	0.00000000	0.00000000	0.00000000	0	0	0	N/A
Zone D:								
132 Primary Res, Single Line Bus, Lifeline EUCL (1)	0	0.00000000	0.00000000	0.00000000	0	0	0	N/A
134 NonPrimary Residence & BRI ISDN EUCL (1)	0	0.00000000	0.00000000	0.00000000	0	0	0	N/A
136 Multiline Bus, PRI ISDN, Centrex EUCL (1)	0	0.00000000	0.00000000	0.00000000	0	0	0	N/A
Zone - Other:								
142 Primary Res, Single Line Bus, Lifeline EUCL (1)	0	0.00000000	0.00000000	0.00000000	0	0	0	N/A
144 NonPrimary Residence & BRI ISDN EUCL (1)	0	0.00000000	0.00000000	0.00000000	0	0	0	N/A
146 Multiline Bus, PRI ISDN, Centrex EUCL (1)	0	0.00000000	0.00000000	0.00000000	0	0	0	N/A
Presubscribed Interexchange Carrier Charge (PICC)								
155 Multiline Business & PRI ISDN PICC (1)	333,228	0.00000000	0.00000000	0.00000000	0	0	0	N/A
157 Business Centrex PICC	295,941	N/A	N/A	N/A	0	0	0	N/A
Carrier Common Line								
161 Terminating CCL Prem.	148,041,480	0.00000000	0.00000000	0.00000000	0	0	0	N/A
163 Terminating CCL Non-Prem.	0	0.00000000	0.00000000	0.00000000	0	0	0	N/A
165 Originating CCL Prem.	190,842,108	0.00000000	0.00000000	0.00000000	0	0	0	N/A
167 Originating CCL Non-Prem.	0	0.00000000	0.00000000	0.00000000	0	0	0	N/A
180 Other Common Line	N/A	N/A	N/A	N/A	0	0	0	N/A
185 USAC Receipts	1,410,443	1.62571726	1.62571726	1.62571726	2,292,982	2,292,982	2,292,982	N/A
190 Total Basket	N/A	N/A	N/A	N/A	8,914,835	8,914,835	8,970,628	N/A

Jurisdiction Number:

1

Price Cap Tariff Review Plan
 Common Line Basket

	BASE PERIOD DEMAND	RATES AT LAST PCI UPDATE	CURRENT RATES	PROPOSED RATES	BASE PERIOD DEMAND x RATES AT LAST PCI UPDATE	BASE PERIOD DEMAND x CURRENT RATES	BASE PERIOD DEMAND x PROPOSED RATES	INDEX RESULTS
	(A)	(B)	(C)	(D)	(E)	(F)	(G)	(H)
End User Common Line (EUCL)								
No Zone or Zone A:								
102 Primary Res, Single Line Bus, Lifeline EUCL (1)	729,832	4.52827378	4.52827378	4.56783086	3,304,879	3,304,879	3,333,749	N/A
104 NonPrimary Residence & BRI ISDN EUCL (1)	62,600	4.52827378	4.52827378	4.56783086	283,470	283,470	285,946	N/A
106 Multiline Bus, PRI ISDN, Centrex EUCL (1)	618,011	4.52827378	4.52827378	4.56783086	2,798,523	2,798,523	2,822,970	N/A
108 Special Access Surcharge	64	25.00000000	25.00000000	25.00000000	1,600	1,600	1,600	N/A
109 Other EUCL	N/A	N/A	N/A	N/A	233,382	233,382	233,382	N/A
Zone B:								
112 Primary Res, Single Line Bus, Lifeline EUCL (1)	0	0.00000000	0.00000000	0.00000000	0	0	0	N/A
114 NonPrimary Residence & BRI ISDN EUCL (1)	0	0.00000000	0.00000000	0.00000000	0	0	0	N/A
116 Multiline Bus, PRI ISDN, Centrex EUCL (1)	0	0.00000000	0.00000000	0.00000000	0	0	0	N/A
Zone C:								
122 Primary Res, Single Line Bus, Lifeline EUCL (1)	0	0.00000000	0.00000000	0.00000000	0	0	0	N/A
124 NonPrimary Residence & BRI ISDN EUCL (1)	0	0.00000000	0.00000000	0.00000000	0	0	0	N/A
126 Multiline Bus, PRI ISDN, Centrex EUCL (1)	0	0.00000000	0.00000000	0.00000000	0	0	0	N/A
Zone D:								
132 Primary Res, Single Line Bus, Lifeline EUCL (1)	0	0.00000000	0.00000000	0.00000000	0	0	0	N/A
134 NonPrimary Residence & BRI ISDN EUCL (1)	0	0.00000000	0.00000000	0.00000000	0	0	0	N/A
136 Multiline Bus, PRI ISDN, Centrex EUCL (1)	0	0.00000000	0.00000000	0.00000000	0	0	0	N/A
Zone - Other:								
142 Primary Res, Single Line Bus, Lifeline EUCL (1)	0	0.00000000	0.00000000	0.00000000	0	0	0	N/A
144 NonPrimary Residence & BRI ISDN EUCL (1)	0	0.00000000	0.00000000	0.00000000	0	0	0	N/A
146 Multiline Bus, PRI ISDN, Centrex EUCL (1)	0	0.00000000	0.00000000	0.00000000	0	0	0	N/A
Presubscribed Interexchange Carrier Charge (PICC)								
155 Multiline Business & PRI ISDN PICC (1)	333,228	0.00000000	0.00000000	0.00000000	0	0	0	N/A
157 Business Centrex PICC	295,941	N/A	N/A	N/A	0	0	0	N/A
Carrier Common Line								
161 Terminating CCL Prem.	148,041,480	0.00000000	0.00000000	0.00000000	0	0	0	N/A
163 Terminating CCL Non-Prem.	0	0.00000000	0.00000000	0.00000000	0	0	0	N/A
165 Originating CCL Prem.	190,842,108	0.00000000	0.00000000	0.00000000	0	0	0	N/A
167 Originating CCL Non-Prem.	0	0.00000000	0.00000000	0.00000000	0	0	0	N/A
180 Other Common Line	N/A	N/A	N/A	N/A	0	0	0	N/A
185 USAC Receipts	1,410,443	1.62571726	1.62571726	1.62571726	2,292,982	2,292,982	2,292,982	N/A
Per Minute Revenues					0	0	0	N/A
190 Total Basket	N/A	N/A	N/A	N/A	8,914,835	8,914,835	8,970,628	N/A

Jurisdiction Number: 27

Enter Jurisdiction names for Juris 27 to 52 in row below

	BASE PERIOD DEMAND	RATES AT LAST PCI UPDATE	CURRENT RATES	PROPOSED RATES	BASE PERIOD DEMAND x RATES AT LAST PCI UPDATE	BASE PERIOD DEMAND x CURRENT RATES	BASE PERIOD DEMAND x PROPOSED RATES	INDEX RESULTS
	(A)	(B)	(C)	(D)	(E)	(F)	(G)	(H)
End User Common Line (EUCL)								
No Zone or Zone A:								
102 Primary Res, Single Line Bus, Lifeline EUCL (1)	0	0.00000000	0.00000000	0.00000000	0	0	0	N/A
104 NonPrimary Residence & BRI ISDN EUCL (1)	0	0.00000000	0.00000000	0.00000000	0	0	0	N/A
106 Multiline Bus, PRI ISDN, Centrex EUCL (1)	0	0.00000000	0.00000000	0.00000000	0	0	0	N/A
108 Special Access Surcharge	0	25.00000000	25.00000000	25.00000000	0	0	0	N/A
109 Other EUCL	N/A	N/A	N/A	N/A	0	0	0	N/A
Zone B:								
112 Primary Res, Single Line Bus, Lifeline EUCL (1)	0	0.00000000	0.00000000	0.00000000	0	0	0	N/A
114 NonPrimary Residence & BRI ISDN EUCL (1)	0	0.00000000	0.00000000	0.00000000	0	0	0	N/A
116 Multiline Bus, PRI ISDN, Centrex EUCL (1)	0	0.00000000	0.00000000	0.00000000	0	0	0	N/A
Zone C:								
122 Primary Res, Single Line Bus, Lifeline EUCL (1)	0	0.00000000	0.00000000	0.00000000	0	0	0	N/A
124 NonPrimary Residence & BRI ISDN EUCL (1)	0	0.00000000	0.00000000	0.00000000	0	0	0	N/A
126 Multiline Bus, PRI ISDN, Centrex EUCL (1)	0	0.00000000	0.00000000	0.00000000	0	0	0	N/A
Zone D:								
132 Primary Res, Single Line Bus, Lifeline EUCL (1)	0	0.00000000	0.00000000	0.00000000	0	0	0	N/A
134 NonPrimary Residence & BRI ISDN EUCL (1)	0	0.00000000	0.00000000	0.00000000	0	0	0	N/A
136 Multiline Bus, PRI ISDN, Centrex EUCL (1)	0	0.00000000	0.00000000	0.00000000	0	0	0	N/A
Zone - Other:								
142 Primary Res, Single Line Bus, Lifeline EUCL (1)	0	0.00000000	0.00000000	0.00000000	0	0	0	N/A
144 NonPrimary Residence & BRI ISDN EUCL (1)	0	0.00000000	0.00000000	0.00000000	0	0	0	N/A
146 Multiline Bus, PRI ISDN, Centrex EUCL (1)	0	0.00000000	0.00000000	0.00000000	0	0	0	N/A
Presubscribed Interexchange Carrier Charge (PICC)								
155 Multiline Business & PRI ISDN PICC (1)	0	0.00000000	0.00000000	0.00000000	0	0	0	N/A
157 Business Centrex PICC	0	N/A	N/A	N/A	0	0	0	N/A
Carrier Common Line								
161 Terminating CCL Prem.	0	0.00000000	0.00000000	0.00000000	0	0	0	N/A
163 Terminating CCL Non-Prem.	0	0.00000000	0.00000000	0.00000000	0	0	0	N/A
165 Originating CCL Prem.	0	0.00000000	0.00000000	0.00000000	0	0	0	N/A
167 Originating CCL Non-Prem.	0	0.00000000	0.00000000	0.00000000	0	0	0	N/A
180 Other Common Line	N/A	N/A	N/A	N/A	0	0	0	N/A
185 USAC Receipts	0	0.00000000	0.00000000	0.00000000	0	0	0	N/A
190 Total Basket	N/A	N/A	N/A	N/A	0	0	0	N/A

Jurisdiction Number:

27

RTE-1J ANALYZE

Filing Date: 06/16/2015
 Filing Entity: PTNV
 Transmittal Number: 280
 PTNV 2015 LFAF - (PTNVAN15.xls)
 Page 1 of 40

	BASE PERIOD DEMAND	RATES AT LAST PCI UPDATE	CURRENT RATES	PROPOSED RATES	BASE PERIOD DEMAND x RATES AT LAST PCI UPDATE	BASE PERIOD DEMAND x CURRENT RATES	BASE PERIOD DEMAND x PROPOSED RATES	INDEX RESULTS
	(A)	(B)	(C)	(D)	(E)	(F)	(G)	(H)
End User Common Line (EUCL)								
No Zone or Zone A:								
102 Primary Res, Single Line Bus, Lifeline EUCL (1)	0	0.00000000	0.00000000	0.00000000	0	0	0	N/A
104 NonPrimary Residence & BRI ISDN EUCL (1)	0	0.00000000	0.00000000	0.00000000	0	0	0	N/A
106 Multiline Bus, PRI ISDN, Centrex EUCL (1)	0	0.00000000	0.00000000	0.00000000	0	0	0	N/A
108 Special Access Surcharge	0	25.00000000	25.00000000	25.00000000	0	0	0	N/A
109 Other EUCL	N/A	N/A	N/A	N/A	0	0	0	N/A
Zone B:								
112 Primary Res, Single Line Bus, Lifeline EUCL (1)	0	0.00000000	0.00000000	0.00000000	0	0	0	N/A
114 NonPrimary Residence & BRI ISDN EUCL (1)	0	0.00000000	0.00000000	0.00000000	0	0	0	N/A
116 Multiline Bus, PRI ISDN, Centrex EUCL (1)	0	0.00000000	0.00000000	0.00000000	0	0	0	N/A
Zone C:								
122 Primary Res, Single Line Bus, Lifeline EUCL (1)	0	0.00000000	0.00000000	0.00000000	0	0	0	N/A
124 NonPrimary Residence & BRI ISDN EUCL (1)	0	0.00000000	0.00000000	0.00000000	0	0	0	N/A
126 Multiline Bus, PRI ISDN, Centrex EUCL (1)	0	0.00000000	0.00000000	0.00000000	0	0	0	N/A
Zone D:								
132 Primary Res, Single Line Bus, Lifeline EUCL (1)	0	0.00000000	0.00000000	0.00000000	0	0	0	N/A
134 NonPrimary Residence & BRI ISDN EUCL (1)	0	0.00000000	0.00000000	0.00000000	0	0	0	N/A
136 Multiline Bus, PRI ISDN, Centrex EUCL (1)	0	0.00000000	0.00000000	0.00000000	0	0	0	N/A
Zone - Other:								
142 Primary Res, Single Line Bus, Lifeline EUCL (1)	0	0.00000000	0.00000000	0.00000000	0	0	0	N/A
144 NonPrimary Residence & BRI ISDN EUCL (1)	0	0.00000000	0.00000000	0.00000000	0	0	0	N/A
146 Multiline Bus, PRI ISDN, Centrex EUCL (1)	0	0.00000000	0.00000000	0.00000000	0	0	0	N/A
Presubscribed Interexchange Carrier Charge (PICC)								
155 Multiline Business & PRI ISDN PICC (1)	0	0.00000000	0.00000000	0.00000000	0	0	0	N/A
157 Business Centrex PICC	0	N/A	N/A	N/A	0	0	0	N/A
Carrier Common Line								
161 Terminating CCL Prem.	0	0.00000000	0.00000000	0.00000000	0	0	0	N/A
163 Terminating CCL Non-Prem.	0	0.00000000	0.00000000	0.00000000	0	0	0	N/A
165 Originating CCL Prem.	0	0.00000000	0.00000000	0.00000000	0	0	0	N/A
167 Originating CCL Non-Prem.	0	0.00000000	0.00000000	0.00000000	0	0	0	N/A
180 Other Common Line	N/A	N/A	N/A	N/A	0	0	0	N/A
185 USAC Receipts	0	0.00000000	0.00000000	0.00000000	0	0	0	N/A
Per Minute Revenues					0	0	0	N/A
190 Total Basket	N/A	N/A	N/A	N/A	0	0	0	N/A

Note: Enter the first Jurisdiction name or abbreviation in cell D15, the second Jurisdiction name or abbreviation in cell M15, etc.

COSAs with Jurisdictionally Separate SLCs, PICCs, and/
For ILECs with mixed SLC/PICC/CCL pricing methods: CCL should be entered in rows 215 thru 274.

Jurisdiction Number: 2

Price Cap Tariff Review Plan
 Common Line Basket

	BASE PERIOD DEMAND	RATES AT LAST PCI UPDATE	CURRENT RATES	PROPOSED RATES	BASE PERIOD DEMAND x RATES AT LAST PCI UPDATE	BASE PERIOD DEMAND x CURRENT RATES	BASE PERIOD DEMAND x PROPOSED RATES	INDEX RESULTS
	(A)	(B)	(C)	(D)	(E)	(F)	(G)	(H)
End User Common Line (EUCL)								
No Zone or Zone A:								
102 Primary Res, Single Line Bus, Lifeline EUCL (1)	0	0.00000000	0.00000000	0.00000000	0	0	0	N/A
104 NonPrimary Residence & BRI ISDN EUCL (1)	0	0.00000000	0.00000000	0.00000000	0	0	0	N/A
106 Multiline Bus, PRI ISDN, Centrex EUCL (1)	0	0.00000000	0.00000000	0.00000000	0	0	0	N/A
108 Special Access Surcharge	0	25.00000000	25.00000000	25.00000000	0	0	0	N/A
109 Other EUCL	N/A	N/A	N/A	N/A	0	0	0	N/A
Zone B:								
112 Primary Res, Single Line Bus, Lifeline EUCL (1)	0	0.00000000	0.00000000	0.00000000	0	0	0	N/A
114 NonPrimary Residence & BRI ISDN EUCL (1)	0	0.00000000	0.00000000	0.00000000	0	0	0	N/A
116 Multiline Bus, PRI ISDN, Centrex EUCL (1)	0	0.00000000	0.00000000	0.00000000	0	0	0	N/A
Zone C:								
122 Primary Res, Single Line Bus, Lifeline EUCL (1)	0	0.00000000	0.00000000	0.00000000	0	0	0	N/A
124 NonPrimary Residence & BRI ISDN EUCL (1)	0	0.00000000	0.00000000	0.00000000	0	0	0	N/A
126 Multiline Bus, PRI ISDN, Centrex EUCL (1)	0	0.00000000	0.00000000	0.00000000	0	0	0	N/A
Zone D:								
132 Primary Res, Single Line Bus, Lifeline EUCL (1)	0	0.00000000	0.00000000	0.00000000	0	0	0	N/A
134 NonPrimary Residence & BRI ISDN EUCL (1)	0	0.00000000	0.00000000	0.00000000	0	0	0	N/A
136 Multiline Bus, PRI ISDN, Centrex EUCL (1)	0	0.00000000	0.00000000	0.00000000	0	0	0	N/A
Zone - Other:								
142 Primary Res, Single Line Bus, Lifeline EUCL (1)	0	0.00000000	0.00000000	0.00000000	0	0	0	N/A
144 NonPrimary Residence & BRI ISDN EUCL (1)	0	0.00000000	0.00000000	0.00000000	0	0	0	N/A
146 Multiline Bus, PRI ISDN, Centrex EUCL (1)	0	0.00000000	0.00000000	0.00000000	0	0	0	N/A
Presubscribed Interexchange Carrier Charge (PI)								
155 Multiline Business & PRI ISDN PICC (1)	0	0.00000000	0.00000000	0.00000000	0	0	0	N/A
157 Business Centrex PICC	0	N/A	N/A	N/A	0	0	0	N/A
Carrier Common Line								
161 Terminating CCL Prem.	0	0.00000000	0.00000000	0.00000000	0	0	0	N/A
163 Terminating CCL Non-Prem.	0	0.00000000	0.00000000	0.00000000	0	0	0	N/A
165 Originating CCL Prem.	0	0.00000000	0.00000000	0.00000000	0	0	0	N/A
167 Originating CCL Non-Prem.	0	0.00000000	0.00000000	0.00000000	0	0	0	N/A
180 Other Common Line	N/A	N/A	N/A	N/A	0	0	0	N/A
185 USAC Receipts	0	0.00000000	0.00000000	0.00000000	0	0	0	N/A
190 Total Basket	N/A	N/A	N/A	N/A	0	0	0	N/A

Jurisdiction Number:

2

Price Cap Tariff Review Plan
 Common Line Basket

	BASE PERIOD DEMAND	RATES AT LAST PCI UPDATE	CURRENT RATES	PROPOSED RATES	BASE PERIOD DEMAND x RATES AT LAST PCI UPDATE	BASE PERIOD DEMAND x CURRENT RATES	BASE PERIOD DEMAND x PROPOSED RATES	INDEX RESULTS
	(A)	(B)	(C)	(D)	(E)	(F)	(G)	(H)
End User Common Line (EUCL)								
No Zone or Zone A:								
102 Primary Res, Single Line Bus, Lifeline EUCL (1)	0	0.00000000	0.00000000	0.00000000	0	0	0	N/A
104 NonPrimary Residence & BRI ISDN EUCL (1)	0	0.00000000	0.00000000	0.00000000	0	0	0	N/A
106 Multiline Bus, PRI ISDN, Centrex EUCL (1)	0	0.00000000	0.00000000	0.00000000	0	0	0	N/A
108 Special Access Surcharge	0	25.00000000	25.00000000	25.00000000	0	0	0	N/A
109 Other EUCL	N/A	N/A	N/A	N/A	0	0	0	N/A
Zone B:								
112 Primary Res, Single Line Bus, Lifeline EUCL (1)	0	0.00000000	0.00000000	0.00000000	0	0	0	N/A
114 NonPrimary Residence & BRI ISDN EUCL (1)	0	0.00000000	0.00000000	0.00000000	0	0	0	N/A
116 Multiline Bus, PRI ISDN, Centrex EUCL (1)	0	0.00000000	0.00000000	0.00000000	0	0	0	N/A
Zone C:								
122 Primary Res, Single Line Bus, Lifeline EUCL (1)	0	0.00000000	0.00000000	0.00000000	0	0	0	N/A
124 NonPrimary Residence & BRI ISDN EUCL (1)	0	0.00000000	0.00000000	0.00000000	0	0	0	N/A
126 Multiline Bus, PRI ISDN, Centrex EUCL (1)	0	0.00000000	0.00000000	0.00000000	0	0	0	N/A
Zone D:								
132 Primary Res, Single Line Bus, Lifeline EUCL (1)	0	0.00000000	0.00000000	0.00000000	0	0	0	N/A
134 NonPrimary Residence & BRI ISDN EUCL (1)	0	0.00000000	0.00000000	0.00000000	0	0	0	N/A
136 Multiline Bus, PRI ISDN, Centrex EUCL (1)	0	0.00000000	0.00000000	0.00000000	0	0	0	N/A
Zone - Other:								
142 Primary Res, Single Line Bus, Lifeline EUCL (1)	0	0.00000000	0.00000000	0.00000000	0	0	0	N/A
144 NonPrimary Residence & BRI ISDN EUCL (1)	0	0.00000000	0.00000000	0.00000000	0	0	0	N/A
146 Multiline Bus, PRI ISDN, Centrex EUCL (1)	0	0.00000000	0.00000000	0.00000000	0	0	0	N/A
Presubscribed Interexchange Carrier Charge (PI)								
155 Multiline Business & PRI ISDN PICC (1)	0	0.00000000	0.00000000	0.00000000	0	0	0	N/A
157 Business Centrex PICC	0	N/A	N/A	N/A	0	0	0	N/A
Carrier Common Line								
161 Terminating CCL Prem.	0	0.00000000	0.00000000	0.00000000	0	0	0	N/A
163 Terminating CCL Non-Prem.	0	0.00000000	0.00000000	0.00000000	0	0	0	N/A
165 Originating CCL Prem.	0	0.00000000	0.00000000	0.00000000	0	0	0	N/A
167 Originating CCL Non-Prem.	0	0.00000000	0.00000000	0.00000000	0	0	0	N/A
180 Other Common Line	N/A	N/A	N/A	N/A	0	0	0	N/A
185 USAC Receipts	0	0.00000000	0.00000000	0.00000000	0	0	0	N/A
Per Minute Revenues					0	0	0	N/A
190 Total Basket	N/A	N/A	N/A	N/A	0	0	0	N/A

Jurisdiction Number: 28

	BASE PERIOD DEMAND	RATES AT LAST PCI UPDATE	CURRENT RATES	PROPOSED RATES	BASE PERIOD DEMAND x RATES AT LAST PCI UPDATE	BASE PERIOD DEMAND x CURRENT RATES	BASE PERIOD DEMAND x PROPOSED RATES	INDEX RESULTS
	(A)	(B)	(C)	(D)	(E)	(F)	(G)	(H)
End User Common Line (EUCL)								
No Zone or Zone A:								
102 Primary Res, Single Line Bus, Lifeline EUCL (1)	0	0.00000000	0.00000000	0.00000000	0	0	0	N/A
104 NonPrimary Residence & BRI ISDN EUCL (1)	0	0.00000000	0.00000000	0.00000000	0	0	0	N/A
106 Multiline Bus, PRI ISDN, Centrex EUCL (1)	0	0.00000000	0.00000000	0.00000000	0	0	0	N/A
108 Special Access Surcharge	0	25.00000000	25.00000000	25.00000000	0	0	0	N/A
109 Other EUCL	N/A	N/A	N/A	N/A	0	0	0	N/A
Zone B:								
112 Primary Res, Single Line Bus, Lifeline EUCL (1)	0	0.00000000	0.00000000	0.00000000	0	0	0	N/A
114 NonPrimary Residence & BRI ISDN EUCL (1)	0	0.00000000	0.00000000	0.00000000	0	0	0	N/A
116 Multiline Bus, PRI ISDN, Centrex EUCL (1)	0	0.00000000	0.00000000	0.00000000	0	0	0	N/A
Zone C:								
122 Primary Res, Single Line Bus, Lifeline EUCL (1)	0	0.00000000	0.00000000	0.00000000	0	0	0	N/A
124 NonPrimary Residence & BRI ISDN EUCL (1)	0	0.00000000	0.00000000	0.00000000	0	0	0	N/A
126 Multiline Bus, PRI ISDN, Centrex EUCL (1)	0	0.00000000	0.00000000	0.00000000	0	0	0	N/A
Zone D:								
132 Primary Res, Single Line Bus, Lifeline EUCL (1)	0	0.00000000	0.00000000	0.00000000	0	0	0	N/A
134 NonPrimary Residence & BRI ISDN EUCL (1)	0	0.00000000	0.00000000	0.00000000	0	0	0	N/A
136 Multiline Bus, PRI ISDN, Centrex EUCL (1)	0	0.00000000	0.00000000	0.00000000	0	0	0	N/A
Zone - Other:								
142 Primary Res, Single Line Bus, Lifeline EUCL (1)	0	0.00000000	0.00000000	0.00000000	0	0	0	N/A
144 NonPrimary Residence & BRI ISDN EUCL (1)	0	0.00000000	0.00000000	0.00000000	0	0	0	N/A
146 Multiline Bus, PRI ISDN, Centrex EUCL (1)	0	0.00000000	0.00000000	0.00000000	0	0	0	N/A
Presubscribed Interexchange Carrier Charge (PI)								
155 Multiline Business & PRI ISDN PICC (1)	0	0.00000000	0.00000000	0.00000000	0	0	0	N/A
157 Business Centrex PICC	0	N/A	N/A	N/A	0	0	0	N/A
Carrier Common Line								
161 Terminating CCL Prem.	0	0.00000000	0.00000000	0.00000000	0	0	0	N/A
163 Terminating CCL Non-Prem.	0	0.00000000	0.00000000	0.00000000	0	0	0	N/A
165 Originating CCL Prem.	0	0.00000000	0.00000000	0.00000000	0	0	0	N/A
167 Originating CCL Non-Prem.	0	0.00000000	0.00000000	0.00000000	0	0	0	N/A
180 Other Common Line	N/A	N/A	N/A	N/A	0	0	0	N/A
185 USAC Receipts	0	0.00000000	0.00000000	0.00000000	0	0	0	N/A
190 Total Basket	N/A	N/A	N/A	N/A	0	0	0	N/A

Jurisdiction Number:

28

RTE-1J ANALYZE

Filing Date: 06/16/2015
 Filing Entity: PTNV
 Transmittal Number: 280
 PTNV 2015 LFAF - (PTNVAN15.xls)
 Page 1 of 40

	BASE PERIOD DEMAND	RATES AT LAST PCI UPDATE	CURRENT RATES	PROPOSED RATES	BASE PERIOD DEMAND x RATES AT LAST PCI UPDATE	BASE PERIOD DEMAND x CURRENT RATES	BASE PERIOD DEMAND x PROPOSED RATES	INDEX RESULTS
	(A)	(B)	(C)	(D)	(E)	(F)	(G)	(H)
End User Common Line (EUCL)								
No Zone or Zone A:								
102 Primary Res, Single Line Bus, Lifeline EUCL (1)	0	0.00000000	0.00000000	0.00000000	0	0	0	N/A
104 NonPrimary Residence & BRI ISDN EUCL (1)	0	0.00000000	0.00000000	0.00000000	0	0	0	N/A
106 Multiline Bus, PRI ISDN, Centrex EUCL (1)	0	0.00000000	0.00000000	0.00000000	0	0	0	N/A
108 Special Access Surcharge	0	25.00000000	25.00000000	25.00000000	0	0	0	N/A
109 Other EUCL	N/A	N/A	N/A	N/A	0	0	0	N/A
Zone B:								
112 Primary Res, Single Line Bus, Lifeline EUCL (1)	0	0.00000000	0.00000000	0.00000000	0	0	0	N/A
114 NonPrimary Residence & BRI ISDN EUCL (1)	0	0.00000000	0.00000000	0.00000000	0	0	0	N/A
116 Multiline Bus, PRI ISDN, Centrex EUCL (1)	0	0.00000000	0.00000000	0.00000000	0	0	0	N/A
Zone C:								
122 Primary Res, Single Line Bus, Lifeline EUCL (1)	0	0.00000000	0.00000000	0.00000000	0	0	0	N/A
124 NonPrimary Residence & BRI ISDN EUCL (1)	0	0.00000000	0.00000000	0.00000000	0	0	0	N/A
126 Multiline Bus, PRI ISDN, Centrex EUCL (1)	0	0.00000000	0.00000000	0.00000000	0	0	0	N/A
Zone D:								
132 Primary Res, Single Line Bus, Lifeline EUCL (1)	0	0.00000000	0.00000000	0.00000000	0	0	0	N/A
134 NonPrimary Residence & BRI ISDN EUCL (1)	0	0.00000000	0.00000000	0.00000000	0	0	0	N/A
136 Multiline Bus, PRI ISDN, Centrex EUCL (1)	0	0.00000000	0.00000000	0.00000000	0	0	0	N/A
Zone - Other:								
142 Primary Res, Single Line Bus, Lifeline EUCL (1)	0	0.00000000	0.00000000	0.00000000	0	0	0	N/A
144 NonPrimary Residence & BRI ISDN EUCL (1)	0	0.00000000	0.00000000	0.00000000	0	0	0	N/A
146 Multiline Bus, PRI ISDN, Centrex EUCL (1)	0	0.00000000	0.00000000	0.00000000	0	0	0	N/A
Presubscribed Interexchange Carrier Charge (PI)								
155 Multiline Business & PRI ISDN PICC (1)	0	0.00000000	0.00000000	0.00000000	0	0	0	N/A
157 Business Centrex PICC	0	N/A	N/A	N/A	0	0	0	N/A
Carrier Common Line								
161 Terminating CCL Prem.	0	0.00000000	0.00000000	0.00000000	0	0	0	N/A
163 Terminating CCL Non-Prem.	0	0.00000000	0.00000000	0.00000000	0	0	0	N/A
165 Originating CCL Prem.	0	0.00000000	0.00000000	0.00000000	0	0	0	N/A
167 Originating CCL Non-Prem.	0	0.00000000	0.00000000	0.00000000	0	0	0	N/A
180 Other Common Line	N/A	N/A	N/A	N/A	0	0	0	N/A
185 USAC Receipts	0	0.00000000	0.00000000	0.00000000	0	0	0	N/A
Per Minute Revenues					0	0	0	N/A
190 Total Basket	N/A	N/A	N/A	N/A	0	0	0	N/A

Note: Enter the first Jurisdiction name or abbreviation in cell D15, the second Jurisdiction name or abbreviation in cell M15, etc.

COSAs with Jurisdictionally Separate SLCs, PICCs, and/
For ILECs with mixed SLC/PICC/CCL pricing methods:

Jurisdiction Number: 3

Price Cap Tariff Review Plan
 Common Line Basket

	BASE PERIOD DEMAND	RATES AT LAST PCI UPDATE	CURRENT RATES	PROPOSED RATES	BASE PERIOD DEMAND x RATES AT LAST PCI UPDATE	BASE PERIOD DEMAND x CURRENT RATES	BASE PERIOD DEMAND x PROPOSED RATES	INDEX RESULTS
	(A)	(B)	(C)	(D)	(E)	(F)	(G)	(H)
End User Common Line (EUCL)								
No Zone or Zone A:								
102 Primary Res, Single Line Bus, Lifeline EUCL (1)	0	0.00000000	0.00000000	0.00000000	0	0	0	N/A
104 NonPrimary Residence & BRI ISDN EUCL (1)	0	0.00000000	0.00000000	0.00000000	0	0	0	N/A
106 Multiline Bus, PRI ISDN, Centrex EUCL (1)	0	0.00000000	0.00000000	0.00000000	0	0	0	N/A
108 Special Access Surcharge	0	25.00000000	25.00000000	25.00000000	0	0	0	N/A
109 Other EUCL	N/A	N/A	N/A	N/A	0	0	0	N/A
Zone B:								
112 Primary Res, Single Line Bus, Lifeline EUCL (1)	0	0.00000000	0.00000000	0.00000000	0	0	0	N/A
114 NonPrimary Residence & BRI ISDN EUCL (1)	0	0.00000000	0.00000000	0.00000000	0	0	0	N/A
116 Multiline Bus, PRI ISDN, Centrex EUCL (1)	0	0.00000000	0.00000000	0.00000000	0	0	0	N/A
Zone C:								
122 Primary Res, Single Line Bus, Lifeline EUCL (1)	0	0.00000000	0.00000000	0.00000000	0	0	0	N/A
124 NonPrimary Residence & BRI ISDN EUCL (1)	0	0.00000000	0.00000000	0.00000000	0	0	0	N/A
126 Multiline Bus, PRI ISDN, Centrex EUCL (1)	0	0.00000000	0.00000000	0.00000000	0	0	0	N/A
Zone D:								
132 Primary Res, Single Line Bus, Lifeline EUCL (1)	0	0.00000000	0.00000000	0.00000000	0	0	0	N/A
134 NonPrimary Residence & BRI ISDN EUCL (1)	0	0.00000000	0.00000000	0.00000000	0	0	0	N/A
136 Multiline Bus, PRI ISDN, Centrex EUCL (1)	0	0.00000000	0.00000000	0.00000000	0	0	0	N/A
Zone - Other:								
142 Primary Res, Single Line Bus, Lifeline EUCL (1)	0	0.00000000	0.00000000	0.00000000	0	0	0	N/A
144 NonPrimary Residence & BRI ISDN EUCL (1)	0	0.00000000	0.00000000	0.00000000	0	0	0	N/A
146 Multiline Bus, PRI ISDN, Centrex EUCL (1)	0	0.00000000	0.00000000	0.00000000	0	0	0	N/A
Presubscribed Interexchange Carrier Charge (PI)								
155 Multiline Business & PRI ISDN PICC (1)	0	0.00000000	0.00000000	0.00000000	0	0	0	N/A
157 Business Centrex PICC	0	N/A	N/A	N/A	0	0	0	N/A
Carrier Common Line								
161 Terminating CCL Prem.	0	0.00000000	0.00000000	0.00000000	0	0	0	N/A
163 Terminating CCL Non-Prem.	0	0.00000000	0.00000000	0.00000000	0	0	0	N/A
165 Originating CCL Prem.	0	0.00000000	0.00000000	0.00000000	0	0	0	N/A
167 Originating CCL Non-Prem.	0	0.00000000	0.00000000	0.00000000	0	0	0	N/A
180 Other Common Line	N/A	N/A	N/A	N/A	0	0	0	N/A
185 USAC Receipts	0	0.00000000	0.00000000	0.00000000	0	0	0	N/A
190 Total Basket	N/A	N/A	N/A	N/A	0	0	0	N/A

Jurisdiction Number:

3

Price Cap Tariff Review Plan
 Common Line Basket

	BASE PERIOD DEMAND	RATES AT LAST PCI UPDATE	CURRENT RATES	PROPOSED RATES	BASE PERIOD DEMAND x RATES AT LAST PCI UPDATE	BASE PERIOD DEMAND x CURRENT RATES	BASE PERIOD DEMAND x PROPOSED RATES	INDEX RESULTS
	(A)	(B)	(C)	(D)	(E)	(F)	(G)	(H)
End User Common Line (EUCL)								
No Zone or Zone A:								
102 Primary Res, Single Line Bus, Lifeline EUCL (1)	0	0.00000000	0.00000000	0.00000000	0	0	0	N/A
104 NonPrimary Residence & BRI ISDN EUCL (1)	0	0.00000000	0.00000000	0.00000000	0	0	0	N/A
106 Multiline Bus, PRI ISDN, Centrex EUCL (1)	0	0.00000000	0.00000000	0.00000000	0	0	0	N/A
108 Special Access Surcharge	0	25.00000000	25.00000000	25.00000000	0	0	0	N/A
109 Other EUCL	N/A	N/A	N/A	N/A	0	0	0	N/A
Zone B:								
112 Primary Res, Single Line Bus, Lifeline EUCL (1)	0	0.00000000	0.00000000	0.00000000	0	0	0	N/A
114 NonPrimary Residence & BRI ISDN EUCL (1)	0	0.00000000	0.00000000	0.00000000	0	0	0	N/A
116 Multiline Bus, PRI ISDN, Centrex EUCL (1)	0	0.00000000	0.00000000	0.00000000	0	0	0	N/A
Zone C:								
122 Primary Res, Single Line Bus, Lifeline EUCL (1)	0	0.00000000	0.00000000	0.00000000	0	0	0	N/A
124 NonPrimary Residence & BRI ISDN EUCL (1)	0	0.00000000	0.00000000	0.00000000	0	0	0	N/A
126 Multiline Bus, PRI ISDN, Centrex EUCL (1)	0	0.00000000	0.00000000	0.00000000	0	0	0	N/A
Zone D:								
132 Primary Res, Single Line Bus, Lifeline EUCL (1)	0	0.00000000	0.00000000	0.00000000	0	0	0	N/A
134 NonPrimary Residence & BRI ISDN EUCL (1)	0	0.00000000	0.00000000	0.00000000	0	0	0	N/A
136 Multiline Bus, PRI ISDN, Centrex EUCL (1)	0	0.00000000	0.00000000	0.00000000	0	0	0	N/A
Zone - Other:								
142 Primary Res, Single Line Bus, Lifeline EUCL (1)	0	0.00000000	0.00000000	0.00000000	0	0	0	N/A
144 NonPrimary Residence & BRI ISDN EUCL (1)	0	0.00000000	0.00000000	0.00000000	0	0	0	N/A
146 Multiline Bus, PRI ISDN, Centrex EUCL (1)	0	0.00000000	0.00000000	0.00000000	0	0	0	N/A
Presubscribed Interexchange Carrier Charge (PI)								
155 Multiline Business & PRI ISDN PICC (1)	0	0.00000000	0.00000000	0.00000000	0	0	0	N/A
157 Business Centrex PICC	0	N/A	N/A	N/A	0	0	0	N/A
Carrier Common Line								
161 Terminating CCL Prem.	0	0.00000000	0.00000000	0.00000000	0	0	0	N/A
163 Terminating CCL Non-Prem.	0	0.00000000	0.00000000	0.00000000	0	0	0	N/A
165 Originating CCL Prem.	0	0.00000000	0.00000000	0.00000000	0	0	0	N/A
167 Originating CCL Non-Prem.	0	0.00000000	0.00000000	0.00000000	0	0	0	N/A
180 Other Common Line	N/A	N/A	N/A	N/A	0	0	0	N/A
185 USAC Receipts	0	0.00000000	0.00000000	0.00000000	0	0	0	N/A
Per Minute Revenues					0	0	0	N/A
190 Total Basket	N/A	N/A	N/A	N/A	0	0	0	N/A

Jurisdiction Number: 29

	BASE PERIOD DEMAND	RATES AT LAST PCI UPDATE	CURRENT RATES	PROPOSED RATES	BASE PERIOD DEMAND x RATES AT LAST PCI UPDATE	BASE PERIOD DEMAND x CURRENT RATES	BASE PERIOD DEMAND x PROPOSED RATES	INDEX RESULTS
	(A)	(B)	(C)	(D)	(E)	(F)	(G)	(H)
End User Common Line (EUCL)								
No Zone or Zone A:								
102 Primary Res, Single Line Bus, Lifeline EUCL (1)	0	0.00000000	0.00000000	0.00000000	0	0	0	N/A
104 NonPrimary Residence & BRI ISDN EUCL (1)	0	0.00000000	0.00000000	0.00000000	0	0	0	N/A
106 Multiline Bus, PRI ISDN, Centrex EUCL (1)	0	0.00000000	0.00000000	0.00000000	0	0	0	N/A
108 Special Access Surcharge	0	25.00000000	25.00000000	25.00000000	0	0	0	N/A
109 Other EUCL	N/A	N/A	N/A	N/A	0	0	0	N/A
Zone B:								
112 Primary Res, Single Line Bus, Lifeline EUCL (1)	0	0.00000000	0.00000000	0.00000000	0	0	0	N/A
114 NonPrimary Residence & BRI ISDN EUCL (1)	0	0.00000000	0.00000000	0.00000000	0	0	0	N/A
116 Multiline Bus, PRI ISDN, Centrex EUCL (1)	0	0.00000000	0.00000000	0.00000000	0	0	0	N/A
Zone C:								
122 Primary Res, Single Line Bus, Lifeline EUCL (1)	0	0.00000000	0.00000000	0.00000000	0	0	0	N/A
124 NonPrimary Residence & BRI ISDN EUCL (1)	0	0.00000000	0.00000000	0.00000000	0	0	0	N/A
126 Multiline Bus, PRI ISDN, Centrex EUCL (1)	0	0.00000000	0.00000000	0.00000000	0	0	0	N/A
Zone D:								
132 Primary Res, Single Line Bus, Lifeline EUCL (1)	0	0.00000000	0.00000000	0.00000000	0	0	0	N/A
134 NonPrimary Residence & BRI ISDN EUCL (1)	0	0.00000000	0.00000000	0.00000000	0	0	0	N/A
136 Multiline Bus, PRI ISDN, Centrex EUCL (1)	0	0.00000000	0.00000000	0.00000000	0	0	0	N/A
Zone - Other:								
142 Primary Res, Single Line Bus, Lifeline EUCL (1)	0	0.00000000	0.00000000	0.00000000	0	0	0	N/A
144 NonPrimary Residence & BRI ISDN EUCL (1)	0	0.00000000	0.00000000	0.00000000	0	0	0	N/A
146 Multiline Bus, PRI ISDN, Centrex EUCL (1)	0	0.00000000	0.00000000	0.00000000	0	0	0	N/A
Presubscribed Interexchange Carrier Charge (PI)								
155 Multiline Business & PRI ISDN PICC (1)	0	0.00000000	0.00000000	0.00000000	0	0	0	N/A
157 Business Centrex PICC	0	N/A	N/A	N/A	0	0	0	N/A
Carrier Common Line								
161 Terminating CCL Prem.	0	0.00000000	0.00000000	0.00000000	0	0	0	N/A
163 Terminating CCL Non-Prem.	0	0.00000000	0.00000000	0.00000000	0	0	0	N/A
165 Originating CCL Prem.	0	0.00000000	0.00000000	0.00000000	0	0	0	N/A
167 Originating CCL Non-Prem.	0	0.00000000	0.00000000	0.00000000	0	0	0	N/A
180 Other Common Line	N/A	N/A	N/A	N/A	0	0	0	N/A
185 USAC Receipts	0	0.00000000	0.00000000	0.00000000	0	0	0	N/A
190 Total Basket	N/A	N/A	N/A	N/A	0	0	0	N/A

Jurisdiction Number:

29

RTE-1J ANALYZE

Filing Date: 06/16/2015
 Filing Entity: PTNV
 Transmittal Number: 280
 PTNV 2015 LFAF - (PTNVAN15.xls)
 Page 1 of 40

	BASE PERIOD DEMAND	RATES AT LAST PCI UPDATE	CURRENT RATES	PROPOSED RATES	BASE PERIOD DEMAND x RATES AT LAST PCI UPDATE	BASE PERIOD DEMAND x CURRENT RATES	BASE PERIOD DEMAND x PROPOSED RATES	INDEX RESULTS
	(A)	(B)	(C)	(D)	(E)	(F)	(G)	(H)
End User Common Line (EUCL)								
No Zone or Zone A:								
102 Primary Res, Single Line Bus, Lifeline EUCL (1)	0	0.00000000	0.00000000	0.00000000	0	0	0	N/A
104 NonPrimary Residence & BRI ISDN EUCL (1)	0	0.00000000	0.00000000	0.00000000	0	0	0	N/A
106 Multiline Bus, PRI ISDN, Centrex EUCL (1)	0	0.00000000	0.00000000	0.00000000	0	0	0	N/A
108 Special Access Surcharge	0	25.00000000	25.00000000	25.00000000	0	0	0	N/A
109 Other EUCL	N/A	N/A	N/A	N/A	0	0	0	N/A
Zone B:								
112 Primary Res, Single Line Bus, Lifeline EUCL (1)	0	0.00000000	0.00000000	0.00000000	0	0	0	N/A
114 NonPrimary Residence & BRI ISDN EUCL (1)	0	0.00000000	0.00000000	0.00000000	0	0	0	N/A
116 Multiline Bus, PRI ISDN, Centrex EUCL (1)	0	0.00000000	0.00000000	0.00000000	0	0	0	N/A
Zone C:								
122 Primary Res, Single Line Bus, Lifeline EUCL (1)	0	0.00000000	0.00000000	0.00000000	0	0	0	N/A
124 NonPrimary Residence & BRI ISDN EUCL (1)	0	0.00000000	0.00000000	0.00000000	0	0	0	N/A
126 Multiline Bus, PRI ISDN, Centrex EUCL (1)	0	0.00000000	0.00000000	0.00000000	0	0	0	N/A
Zone D:								
132 Primary Res, Single Line Bus, Lifeline EUCL (1)	0	0.00000000	0.00000000	0.00000000	0	0	0	N/A
134 NonPrimary Residence & BRI ISDN EUCL (1)	0	0.00000000	0.00000000	0.00000000	0	0	0	N/A
136 Multiline Bus, PRI ISDN, Centrex EUCL (1)	0	0.00000000	0.00000000	0.00000000	0	0	0	N/A
Zone - Other:								
142 Primary Res, Single Line Bus, Lifeline EUCL (1)	0	0.00000000	0.00000000	0.00000000	0	0	0	N/A
144 NonPrimary Residence & BRI ISDN EUCL (1)	0	0.00000000	0.00000000	0.00000000	0	0	0	N/A
146 Multiline Bus, PRI ISDN, Centrex EUCL (1)	0	0.00000000	0.00000000	0.00000000	0	0	0	N/A
Presubscribed Interexchange Carrier Charge (PI)								
155 Multiline Business & PRI ISDN PICC (1)	0	0.00000000	0.00000000	0.00000000	0	0	0	N/A
157 Business Centrex PICC	0	N/A	N/A	N/A	0	0	0	N/A
Carrier Common Line								
161 Terminating CCL Prem.	0	0.00000000	0.00000000	0.00000000	0	0	0	N/A
163 Terminating CCL Non-Prem.	0	0.00000000	0.00000000	0.00000000	0	0	0	N/A
165 Originating CCL Prem.	0	0.00000000	0.00000000	0.00000000	0	0	0	N/A
167 Originating CCL Non-Prem.	0	0.00000000	0.00000000	0.00000000	0	0	0	N/A
180 Other Common Line	N/A	N/A	N/A	N/A	0	0	0	N/A
185 USAC Receipts	0	0.00000000	0.00000000	0.00000000	0	0	0	N/A
Per Minute Revenues					0	0	0	N/A
190 Total Basket	N/A	N/A	N/A	N/A	0	0	0	N/A

Note: Enter the first Jurisdiction name or abbreviation in cell D15, the second Jurisdiction name or abbreviation in cell M15, etc.

COSAs with Jurisdictionally Separate SLCs, PICCs, and/
For ILECs with mixed SLC/PICC/CCL pricing methods:

Jurisdiction Number: 4

Price Cap Tariff Review Plan
 Common Line Basket

	BASE PERIOD DEMAND	RATES AT LAST PCI UPDATE	CURRENT RATES	PROPOSED RATES	BASE PERIOD DEMAND x RATES AT LAST PCI UPDATE	BASE PERIOD DEMAND x CURRENT RATES	BASE PERIOD DEMAND x PROPOSED RATES	INDEX RESULTS
	(A)	(B)	(C)	(D)	(E)	(F)	(G)	(H)
End User Common Line (EUCL)								
No Zone or Zone A:								
102 Primary Res, Single Line Bus, Lifeline EUCL (1)	0	0.00000000	0.00000000	0.00000000	0	0	0	N/A
104 NonPrimary Residence & BRI ISDN EUCL (1)	0	0.00000000	0.00000000	0.00000000	0	0	0	N/A
106 Multiline Bus, PRI ISDN, Centrex EUCL (1)	0	0.00000000	0.00000000	0.00000000	0	0	0	N/A
108 Special Access Surcharge	0	25.00000000	25.00000000	25.00000000	0	0	0	N/A
109 Other EUCL	N/A	N/A	N/A	N/A	0	0	0	N/A
Zone B:								
112 Primary Res, Single Line Bus, Lifeline EUCL (1)	0	0.00000000	0.00000000	0.00000000	0	0	0	N/A
114 NonPrimary Residence & BRI ISDN EUCL (1)	0	0.00000000	0.00000000	0.00000000	0	0	0	N/A
116 Multiline Bus, PRI ISDN, Centrex EUCL (1)	0	0.00000000	0.00000000	0.00000000	0	0	0	N/A
Zone C:								
122 Primary Res, Single Line Bus, Lifeline EUCL (1)	0	0.00000000	0.00000000	0.00000000	0	0	0	N/A
124 NonPrimary Residence & BRI ISDN EUCL (1)	0	0.00000000	0.00000000	0.00000000	0	0	0	N/A
126 Multiline Bus, PRI ISDN, Centrex EUCL (1)	0	0.00000000	0.00000000	0.00000000	0	0	0	N/A
Zone D:								
132 Primary Res, Single Line Bus, Lifeline EUCL (1)	0	0.00000000	0.00000000	0.00000000	0	0	0	N/A
134 NonPrimary Residence & BRI ISDN EUCL (1)	0	0.00000000	0.00000000	0.00000000	0	0	0	N/A
136 Multiline Bus, PRI ISDN, Centrex EUCL (1)	0	0.00000000	0.00000000	0.00000000	0	0	0	N/A
Zone - Other:								
142 Primary Res, Single Line Bus, Lifeline EUCL (1)	0	0.00000000	0.00000000	0.00000000	0	0	0	N/A
144 NonPrimary Residence & BRI ISDN EUCL (1)	0	0.00000000	0.00000000	0.00000000	0	0	0	N/A
146 Multiline Bus, PRI ISDN, Centrex EUCL (1)	0	0.00000000	0.00000000	0.00000000	0	0	0	N/A
Presubscribed Interexchange Carrier Charge (PI)								
155 Multiline Business & PRI ISDN PICC (1)	0	0.00000000	0.00000000	0.00000000	0	0	0	N/A
157 Business Centrex PICC	0	N/A	N/A	N/A	0	0	0	N/A
Carrier Common Line								
161 Terminating CCL Prem.	0	0.00000000	0.00000000	0.00000000	0	0	0	N/A
163 Terminating CCL Non-Prem.	0	0.00000000	0.00000000	0.00000000	0	0	0	N/A
165 Originating CCL Prem.	0	0.00000000	0.00000000	0.00000000	0	0	0	N/A
167 Originating CCL Non-Prem.	0	0.00000000	0.00000000	0.00000000	0	0	0	N/A
180 Other Common Line	N/A	N/A	N/A	N/A	0	0	0	N/A
185 USAC Receipts	0	0.00000000	0.00000000	0.00000000	0	0	0	N/A
190 Total Basket	N/A	N/A	N/A	N/A	0	0	0	N/A

Jurisdiction Number:

4

Price Cap Tariff Review Plan
 Common Line Basket

	BASE PERIOD DEMAND	RATES AT LAST PCI UPDATE	CURRENT RATES	PROPOSED RATES	BASE PERIOD DEMAND x RATES AT LAST PCI UPDATE	BASE PERIOD DEMAND x CURRENT RATES	BASE PERIOD DEMAND x PROPOSED RATES	INDEX RESULTS
	(A)	(B)	(C)	(D)	(E)	(F)	(G)	(H)
End User Common Line (EUCL)								
No Zone or Zone A:								
102 Primary Res, Single Line Bus, Lifeline EUCL (1)	0	0.00000000	0.00000000	0.00000000	0	0	0	N/A
104 NonPrimary Residence & BRI ISDN EUCL (1)	0	0.00000000	0.00000000	0.00000000	0	0	0	N/A
106 Multiline Bus, PRI ISDN, Centrex EUCL (1)	0	0.00000000	0.00000000	0.00000000	0	0	0	N/A
108 Special Access Surcharge	0	25.00000000	25.00000000	25.00000000	0	0	0	N/A
109 Other EUCL	N/A	N/A	N/A	N/A	0	0	0	N/A
Zone B:								
112 Primary Res, Single Line Bus, Lifeline EUCL (1)	0	0.00000000	0.00000000	0.00000000	0	0	0	N/A
114 NonPrimary Residence & BRI ISDN EUCL (1)	0	0.00000000	0.00000000	0.00000000	0	0	0	N/A
116 Multiline Bus, PRI ISDN, Centrex EUCL (1)	0	0.00000000	0.00000000	0.00000000	0	0	0	N/A
Zone C:								
122 Primary Res, Single Line Bus, Lifeline EUCL (1)	0	0.00000000	0.00000000	0.00000000	0	0	0	N/A
124 NonPrimary Residence & BRI ISDN EUCL (1)	0	0.00000000	0.00000000	0.00000000	0	0	0	N/A
126 Multiline Bus, PRI ISDN, Centrex EUCL (1)	0	0.00000000	0.00000000	0.00000000	0	0	0	N/A
Zone D:								
132 Primary Res, Single Line Bus, Lifeline EUCL (1)	0	0.00000000	0.00000000	0.00000000	0	0	0	N/A
134 NonPrimary Residence & BRI ISDN EUCL (1)	0	0.00000000	0.00000000	0.00000000	0	0	0	N/A
136 Multiline Bus, PRI ISDN, Centrex EUCL (1)	0	0.00000000	0.00000000	0.00000000	0	0	0	N/A
Zone - Other:								
142 Primary Res, Single Line Bus, Lifeline EUCL (1)	0	0.00000000	0.00000000	0.00000000	0	0	0	N/A
144 NonPrimary Residence & BRI ISDN EUCL (1)	0	0.00000000	0.00000000	0.00000000	0	0	0	N/A
146 Multiline Bus, PRI ISDN, Centrex EUCL (1)	0	0.00000000	0.00000000	0.00000000	0	0	0	N/A
Presubscribed Interexchange Carrier Charge (PI)								
155 Multiline Business & PRI ISDN PICC (1)	0	0.00000000	0.00000000	0.00000000	0	0	0	N/A
157 Business Centrex PICC	0	N/A	N/A	N/A	0	0	0	N/A
Carrier Common Line								
161 Terminating CCL Prem.	0	0.00000000	0.00000000	0.00000000	0	0	0	N/A
163 Terminating CCL Non-Prem.	0	0.00000000	0.00000000	0.00000000	0	0	0	N/A
165 Originating CCL Prem.	0	0.00000000	0.00000000	0.00000000	0	0	0	N/A
167 Originating CCL Non-Prem.	0	0.00000000	0.00000000	0.00000000	0	0	0	N/A
180 Other Common Line	N/A	N/A	N/A	N/A	0	0	0	N/A
185 USAC Receipts	0	0.00000000	0.00000000	0.00000000	0	0	0	N/A
Per Minute Revenues					0	0	0	N/A
190 Total Basket	N/A	N/A	N/A	N/A	0	0	0	N/A

Jurisdiction Number: 30

	BASE PERIOD DEMAND	RATES AT LAST PCI UPDATE	CURRENT RATES	PROPOSED RATES	BASE PERIOD DEMAND x RATES AT LAST PCI UPDATE	BASE PERIOD DEMAND x CURRENT RATES	BASE PERIOD DEMAND x PROPOSED RATES	INDEX RESULTS
	(A)	(B)	(C)	(D)	(E)	(F)	(G)	(H)
End User Common Line (EUCL)								
No Zone or Zone A:								
102 Primary Res, Single Line Bus, Lifeline EUCL (1)	0	0.00000000	0.00000000	0.00000000	0	0	0	N/A
104 NonPrimary Residence & BRI ISDN EUCL (1)	0	0.00000000	0.00000000	0.00000000	0	0	0	N/A
106 Multiline Bus, PRI ISDN, Centrex EUCL (1)	0	0.00000000	0.00000000	0.00000000	0	0	0	N/A
108 Special Access Surcharge	0	25.00000000	25.00000000	25.00000000	0	0	0	N/A
109 Other EUCL	N/A	N/A	N/A	N/A	0	0	0	N/A
Zone B:								
112 Primary Res, Single Line Bus, Lifeline EUCL (1)	0	0.00000000	0.00000000	0.00000000	0	0	0	N/A
114 NonPrimary Residence & BRI ISDN EUCL (1)	0	0.00000000	0.00000000	0.00000000	0	0	0	N/A
116 Multiline Bus, PRI ISDN, Centrex EUCL (1)	0	0.00000000	0.00000000	0.00000000	0	0	0	N/A
Zone C:								
122 Primary Res, Single Line Bus, Lifeline EUCL (1)	0	0.00000000	0.00000000	0.00000000	0	0	0	N/A
124 NonPrimary Residence & BRI ISDN EUCL (1)	0	0.00000000	0.00000000	0.00000000	0	0	0	N/A
126 Multiline Bus, PRI ISDN, Centrex EUCL (1)	0	0.00000000	0.00000000	0.00000000	0	0	0	N/A
Zone D:								
132 Primary Res, Single Line Bus, Lifeline EUCL (1)	0	0.00000000	0.00000000	0.00000000	0	0	0	N/A
134 NonPrimary Residence & BRI ISDN EUCL (1)	0	0.00000000	0.00000000	0.00000000	0	0	0	N/A
136 Multiline Bus, PRI ISDN, Centrex EUCL (1)	0	0.00000000	0.00000000	0.00000000	0	0	0	N/A
Zone - Other:								
142 Primary Res, Single Line Bus, Lifeline EUCL (1)	0	0.00000000	0.00000000	0.00000000	0	0	0	N/A
144 NonPrimary Residence & BRI ISDN EUCL (1)	0	0.00000000	0.00000000	0.00000000	0	0	0	N/A
146 Multiline Bus, PRI ISDN, Centrex EUCL (1)	0	0.00000000	0.00000000	0.00000000	0	0	0	N/A
Presubscribed Interexchange Carrier Charge (PI)								
155 Multiline Business & PRI ISDN PICC (1)	0	0.00000000	0.00000000	0.00000000	0	0	0	N/A
157 Business Centrex PICC	0	N/A	N/A	N/A	0	0	0	N/A
Carrier Common Line								
161 Terminating CCL Prem.	0	0.00000000	0.00000000	0.00000000	0	0	0	N/A
163 Terminating CCL Non-Prem.	0	0.00000000	0.00000000	0.00000000	0	0	0	N/A
165 Originating CCL Prem.	0	0.00000000	0.00000000	0.00000000	0	0	0	N/A
167 Originating CCL Non-Prem.	0	0.00000000	0.00000000	0.00000000	0	0	0	N/A
180 Other Common Line	N/A	N/A	N/A	N/A	0	0	0	N/A
185 USAC Receipts	0	0.00000000	0.00000000	0.00000000	0	0	0	N/A
190 Total Basket	N/A	N/A	N/A	N/A	0	0	0	N/A

Jurisdiction Number:

30

RTE-1J ANALYZE

Filing Date: 06/16/2015
 Filing Entity: PTNV
 Transmittal Number: 280
 PTNV 2015 LFAF - (PTNVAN15.xls)
 Page 1 of 40

	BASE PERIOD DEMAND	RATES AT LAST PCI UPDATE	CURRENT RATES	PROPOSED RATES	BASE PERIOD DEMAND x RATES AT LAST PCI UPDATE	BASE PERIOD DEMAND x CURRENT RATES	BASE PERIOD DEMAND x PROPOSED RATES	INDEX RESULTS
	(A)	(B)	(C)	(D)	(E)	(F)	(G)	(H)
End User Common Line (EUCL)								
No Zone or Zone A:								
102 Primary Res, Single Line Bus, Lifeline EUCL (1)	0	0.00000000	0.00000000	0.00000000	0	0	0	N/A
104 NonPrimary Residence & BRI ISDN EUCL (1)	0	0.00000000	0.00000000	0.00000000	0	0	0	N/A
106 Multiline Bus, PRI ISDN, Centrex EUCL (1)	0	0.00000000	0.00000000	0.00000000	0	0	0	N/A
108 Special Access Surcharge	0	25.00000000	25.00000000	25.00000000	0	0	0	N/A
109 Other EUCL	N/A	N/A	N/A	N/A	0	0	0	N/A
Zone B:								
112 Primary Res, Single Line Bus, Lifeline EUCL (1)	0	0.00000000	0.00000000	0.00000000	0	0	0	N/A
114 NonPrimary Residence & BRI ISDN EUCL (1)	0	0.00000000	0.00000000	0.00000000	0	0	0	N/A
116 Multiline Bus, PRI ISDN, Centrex EUCL (1)	0	0.00000000	0.00000000	0.00000000	0	0	0	N/A
Zone C:								
122 Primary Res, Single Line Bus, Lifeline EUCL (1)	0	0.00000000	0.00000000	0.00000000	0	0	0	N/A
124 NonPrimary Residence & BRI ISDN EUCL (1)	0	0.00000000	0.00000000	0.00000000	0	0	0	N/A
126 Multiline Bus, PRI ISDN, Centrex EUCL (1)	0	0.00000000	0.00000000	0.00000000	0	0	0	N/A
Zone D:								
132 Primary Res, Single Line Bus, Lifeline EUCL (1)	0	0.00000000	0.00000000	0.00000000	0	0	0	N/A
134 NonPrimary Residence & BRI ISDN EUCL (1)	0	0.00000000	0.00000000	0.00000000	0	0	0	N/A
136 Multiline Bus, PRI ISDN, Centrex EUCL (1)	0	0.00000000	0.00000000	0.00000000	0	0	0	N/A
Zone - Other:								
142 Primary Res, Single Line Bus, Lifeline EUCL (1)	0	0.00000000	0.00000000	0.00000000	0	0	0	N/A
144 NonPrimary Residence & BRI ISDN EUCL (1)	0	0.00000000	0.00000000	0.00000000	0	0	0	N/A
146 Multiline Bus, PRI ISDN, Centrex EUCL (1)	0	0.00000000	0.00000000	0.00000000	0	0	0	N/A
Presubscribed Interexchange Carrier Charge (PI)								
155 Multiline Business & PRI ISDN PICC (1)	0	0.00000000	0.00000000	0.00000000	0	0	0	N/A
157 Business Centrex PICC	0	N/A	N/A	N/A	0	0	0	N/A
Carrier Common Line								
161 Terminating CCL Prem.	0	0.00000000	0.00000000	0.00000000	0	0	0	N/A
163 Terminating CCL Non-Prem.	0	0.00000000	0.00000000	0.00000000	0	0	0	N/A
165 Originating CCL Prem.	0	0.00000000	0.00000000	0.00000000	0	0	0	N/A
167 Originating CCL Non-Prem.	0	0.00000000	0.00000000	0.00000000	0	0	0	N/A
180 Other Common Line	N/A	N/A	N/A	N/A	0	0	0	N/A
185 USAC Receipts	0	0.00000000	0.00000000	0.00000000	0	0	0	N/A
Per Minute Revenues					0	0	0	N/A
190 Total Basket	N/A	N/A	N/A	N/A	0	0	0	N/A

Note: Enter the first Jurisdiction name or abbreviation in cell D15, the second Jurisdiction name or abbreviation in cell M15, etc.

COSAs with Jurisdictionally Separate SLCs, PICCs, and/
For ILECs with mixed SLC/PICC/CCL pricing methods:

Jurisdiction Number: 5

Price Cap Tariff Review Plan
 Common Line Basket

	BASE PERIOD DEMAND	RATES AT LAST PCI UPDATE	CURRENT RATES	PROPOSED RATES	BASE PERIOD DEMAND x RATES AT LAST PCI UPDATE	BASE PERIOD DEMAND x CURRENT RATES	BASE PERIOD DEMAND x PROPOSED RATES	INDEX RESULTS
	(A)	(B)	(C)	(D)	(E)	(F)	(G)	(H)
End User Common Line (EUCL)								
No Zone or Zone A:								
102 Primary Res, Single Line Bus, Lifeline EUCL (1)	0	0.00000000	0.00000000	0.00000000	0	0	0	N/A
104 NonPrimary Residence & BRI ISDN EUCL (1)	0	0.00000000	0.00000000	0.00000000	0	0	0	N/A
106 Multiline Bus, PRI ISDN, Centrex EUCL (1)	0	0.00000000	0.00000000	0.00000000	0	0	0	N/A
108 Special Access Surcharge	0	25.00000000	25.00000000	25.00000000	0	0	0	N/A
109 Other EUCL	N/A	N/A	N/A	N/A	0	0	0	N/A
Zone B:								
112 Primary Res, Single Line Bus, Lifeline EUCL (1)	0	0.00000000	0.00000000	0.00000000	0	0	0	N/A
114 NonPrimary Residence & BRI ISDN EUCL (1)	0	0.00000000	0.00000000	0.00000000	0	0	0	N/A
116 Multiline Bus, PRI ISDN, Centrex EUCL (1)	0	0.00000000	0.00000000	0.00000000	0	0	0	N/A
Zone C:								
122 Primary Res, Single Line Bus, Lifeline EUCL (1)	0	0.00000000	0.00000000	0.00000000	0	0	0	N/A
124 NonPrimary Residence & BRI ISDN EUCL (1)	0	0.00000000	0.00000000	0.00000000	0	0	0	N/A
126 Multiline Bus, PRI ISDN, Centrex EUCL (1)	0	0.00000000	0.00000000	0.00000000	0	0	0	N/A
Zone D:								
132 Primary Res, Single Line Bus, Lifeline EUCL (1)	0	0.00000000	0.00000000	0.00000000	0	0	0	N/A
134 NonPrimary Residence & BRI ISDN EUCL (1)	0	0.00000000	0.00000000	0.00000000	0	0	0	N/A
136 Multiline Bus, PRI ISDN, Centrex EUCL (1)	0	0.00000000	0.00000000	0.00000000	0	0	0	N/A
Zone - Other:								
142 Primary Res, Single Line Bus, Lifeline EUCL (1)	0	0.00000000	0.00000000	0.00000000	0	0	0	N/A
144 NonPrimary Residence & BRI ISDN EUCL (1)	0	0.00000000	0.00000000	0.00000000	0	0	0	N/A
146 Multiline Bus, PRI ISDN, Centrex EUCL (1)	0	0.00000000	0.00000000	0.00000000	0	0	0	N/A
Presubscribed Interexchange Carrier Charge (PI)								
155 Multiline Business & PRI ISDN PICC (1)	0	0.00000000	0.00000000	0.00000000	0	0	0	N/A
157 Business Centrex PICC	0	N/A	N/A	N/A	0	0	0	N/A
Carrier Common Line								
161 Terminating CCL Prem.	0	0.00000000	0.00000000	0.00000000	0	0	0	N/A
163 Terminating CCL Non-Prem.	0	0.00000000	0.00000000	0.00000000	0	0	0	N/A
165 Originating CCL Prem.	0	0.00000000	0.00000000	0.00000000	0	0	0	N/A
167 Originating CCL Non-Prem.	0	0.00000000	0.00000000	0.00000000	0	0	0	N/A
180 Other Common Line	N/A	N/A	N/A	N/A	0	0	0	N/A
185 USAC Receipts	0	0.00000000	0.00000000	0.00000000	0	0	0	N/A
190 Total Basket	N/A	N/A	N/A	N/A	0	0	0	N/A

Jurisdiction Number:

5

Price Cap Tariff Review Plan
 Common Line Basket

	BASE PERIOD DEMAND	RATES AT LAST PCI UPDATE	CURRENT RATES	PROPOSED RATES	BASE PERIOD DEMAND x RATES AT LAST PCI UPDATE	BASE PERIOD DEMAND x CURRENT RATES	BASE PERIOD DEMAND x PROPOSED RATES	INDEX RESULTS
	(A)	(B)	(C)	(D)	(E)	(F)	(G)	(H)
End User Common Line (EUCL)								
No Zone or Zone A:								
102 Primary Res, Single Line Bus, Lifeline EUCL (1)	0	0.00000000	0.00000000	0.00000000	0	0	0	N/A
104 NonPrimary Residence & BRI ISDN EUCL (1)	0	0.00000000	0.00000000	0.00000000	0	0	0	N/A
106 Multiline Bus, PRI ISDN, Centrex EUCL (1)	0	0.00000000	0.00000000	0.00000000	0	0	0	N/A
108 Special Access Surcharge	0	25.00000000	25.00000000	25.00000000	0	0	0	N/A
109 Other EUCL	N/A	N/A	N/A	N/A	0	0	0	N/A
Zone B:								
112 Primary Res, Single Line Bus, Lifeline EUCL (1)	0	0.00000000	0.00000000	0.00000000	0	0	0	N/A
114 NonPrimary Residence & BRI ISDN EUCL (1)	0	0.00000000	0.00000000	0.00000000	0	0	0	N/A
116 Multiline Bus, PRI ISDN, Centrex EUCL (1)	0	0.00000000	0.00000000	0.00000000	0	0	0	N/A
Zone C:								
122 Primary Res, Single Line Bus, Lifeline EUCL (1)	0	0.00000000	0.00000000	0.00000000	0	0	0	N/A
124 NonPrimary Residence & BRI ISDN EUCL (1)	0	0.00000000	0.00000000	0.00000000	0	0	0	N/A
126 Multiline Bus, PRI ISDN, Centrex EUCL (1)	0	0.00000000	0.00000000	0.00000000	0	0	0	N/A
Zone D:								
132 Primary Res, Single Line Bus, Lifeline EUCL (1)	0	0.00000000	0.00000000	0.00000000	0	0	0	N/A
134 NonPrimary Residence & BRI ISDN EUCL (1)	0	0.00000000	0.00000000	0.00000000	0	0	0	N/A
136 Multiline Bus, PRI ISDN, Centrex EUCL (1)	0	0.00000000	0.00000000	0.00000000	0	0	0	N/A
Zone - Other:								
142 Primary Res, Single Line Bus, Lifeline EUCL (1)	0	0.00000000	0.00000000	0.00000000	0	0	0	N/A
144 NonPrimary Residence & BRI ISDN EUCL (1)	0	0.00000000	0.00000000	0.00000000	0	0	0	N/A
146 Multiline Bus, PRI ISDN, Centrex EUCL (1)	0	0.00000000	0.00000000	0.00000000	0	0	0	N/A
Presubscribed Interexchange Carrier Charge (PI)								
155 Multiline Business & PRI ISDN PICC (1)	0	0.00000000	0.00000000	0.00000000	0	0	0	N/A
157 Business Centrex PICC	0	N/A	N/A	N/A	0	0	0	N/A
Carrier Common Line								
161 Terminating CCL Prem.	0	0.00000000	0.00000000	0.00000000	0	0	0	N/A
163 Terminating CCL Non-Prem.	0	0.00000000	0.00000000	0.00000000	0	0	0	N/A
165 Originating CCL Prem.	0	0.00000000	0.00000000	0.00000000	0	0	0	N/A
167 Originating CCL Non-Prem.	0	0.00000000	0.00000000	0.00000000	0	0	0	N/A
180 Other Common Line	N/A	N/A	N/A	N/A	0	0	0	N/A
185 USAC Receipts	0	0.00000000	0.00000000	0.00000000	0	0	0	N/A
Per Minute Revenues					0	0	0	N/A
190 Total Basket	N/A	N/A	N/A	N/A	0	0	0	N/A

Jurisdiction Number: 31

	BASE PERIOD DEMAND	RATES AT LAST PCI UPDATE	CURRENT RATES	PROPOSED RATES	BASE PERIOD DEMAND x RATES AT LAST PCI UPDATE	BASE PERIOD DEMAND x CURRENT RATES	BASE PERIOD DEMAND x PROPOSED RATES	INDEX RESULTS
	(A)	(B)	(C)	(D)	(E)	(F)	(G)	(H)
End User Common Line (EUCL)								
No Zone or Zone A:								
102 Primary Res, Single Line Bus, Lifeline EUCL (1)	0	0.00000000	0.00000000	0.00000000	0	0	0	N/A
104 NonPrimary Residence & BRI ISDN EUCL (1)	0	0.00000000	0.00000000	0.00000000	0	0	0	N/A
106 Multiline Bus, PRI ISDN, Centrex EUCL (1)	0	0.00000000	0.00000000	0.00000000	0	0	0	N/A
108 Special Access Surcharge	0	25.00000000	25.00000000	25.00000000	0	0	0	N/A
109 Other EUCL	N/A	N/A	N/A	N/A	0	0	0	N/A
Zone B:								
112 Primary Res, Single Line Bus, Lifeline EUCL (1)	0	0.00000000	0.00000000	0.00000000	0	0	0	N/A
114 NonPrimary Residence & BRI ISDN EUCL (1)	0	0.00000000	0.00000000	0.00000000	0	0	0	N/A
116 Multiline Bus, PRI ISDN, Centrex EUCL (1)	0	0.00000000	0.00000000	0.00000000	0	0	0	N/A
Zone C:								
122 Primary Res, Single Line Bus, Lifeline EUCL (1)	0	0.00000000	0.00000000	0.00000000	0	0	0	N/A
124 NonPrimary Residence & BRI ISDN EUCL (1)	0	0.00000000	0.00000000	0.00000000	0	0	0	N/A
126 Multiline Bus, PRI ISDN, Centrex EUCL (1)	0	0.00000000	0.00000000	0.00000000	0	0	0	N/A
Zone D:								
132 Primary Res, Single Line Bus, Lifeline EUCL (1)	0	0.00000000	0.00000000	0.00000000	0	0	0	N/A
134 NonPrimary Residence & BRI ISDN EUCL (1)	0	0.00000000	0.00000000	0.00000000	0	0	0	N/A
136 Multiline Bus, PRI ISDN, Centrex EUCL (1)	0	0.00000000	0.00000000	0.00000000	0	0	0	N/A
Zone - Other:								
142 Primary Res, Single Line Bus, Lifeline EUCL (1)	0	0.00000000	0.00000000	0.00000000	0	0	0	N/A
144 NonPrimary Residence & BRI ISDN EUCL (1)	0	0.00000000	0.00000000	0.00000000	0	0	0	N/A
146 Multiline Bus, PRI ISDN, Centrex EUCL (1)	0	0.00000000	0.00000000	0.00000000	0	0	0	N/A
Presubscribed Interexchange Carrier Charge (PI)								
155 Multiline Business & PRI ISDN PICC (1)	0	0.00000000	0.00000000	0.00000000	0	0	0	N/A
157 Business Centrex PICC	0	N/A	N/A	N/A	0	0	0	N/A
Carrier Common Line								
161 Terminating CCL Prem.	0	0.00000000	0.00000000	0.00000000	0	0	0	N/A
163 Terminating CCL Non-Prem.	0	0.00000000	0.00000000	0.00000000	0	0	0	N/A
165 Originating CCL Prem.	0	0.00000000	0.00000000	0.00000000	0	0	0	N/A
167 Originating CCL Non-Prem.	0	0.00000000	0.00000000	0.00000000	0	0	0	N/A
180 Other Common Line	N/A	N/A	N/A	N/A	0	0	0	N/A
185 USAC Receipts	0	0.00000000	0.00000000	0.00000000	0	0	0	N/A
190 Total Basket	N/A	N/A	N/A	N/A	0	0	0	N/A

Jurisdiction Number:

31

RTE-1J ANALYZE

Filing Date: 06/16/2015
 Filing Entity: PTNV
 Transmittal Number: 280
 PTNV 2015 LFAF - (PTNVAN15.xls)
 Page 1 of 40

	BASE PERIOD DEMAND	RATES AT LAST PCI UPDATE	CURRENT RATES	PROPOSED RATES	BASE PERIOD DEMAND x RATES AT LAST PCI UPDATE	BASE PERIOD DEMAND x CURRENT RATES	BASE PERIOD DEMAND x PROPOSED RATES	INDEX RESULTS
	(A)	(B)	(C)	(D)	(E)	(F)	(G)	(H)
End User Common Line (EUCL)								
No Zone or Zone A:								
102 Primary Res, Single Line Bus, Lifeline EUCL (1)	0	0.00000000	0.00000000	0.00000000	0	0	0	N/A
104 NonPrimary Residence & BRI ISDN EUCL (1)	0	0.00000000	0.00000000	0.00000000	0	0	0	N/A
106 Multiline Bus, PRI ISDN, Centrex EUCL (1)	0	0.00000000	0.00000000	0.00000000	0	0	0	N/A
108 Special Access Surcharge	0	25.00000000	25.00000000	25.00000000	0	0	0	N/A
109 Other EUCL	N/A	N/A	N/A	N/A	0	0	0	N/A
Zone B:								
112 Primary Res, Single Line Bus, Lifeline EUCL (1)	0	0.00000000	0.00000000	0.00000000	0	0	0	N/A
114 NonPrimary Residence & BRI ISDN EUCL (1)	0	0.00000000	0.00000000	0.00000000	0	0	0	N/A
116 Multiline Bus, PRI ISDN, Centrex EUCL (1)	0	0.00000000	0.00000000	0.00000000	0	0	0	N/A
Zone C:								
122 Primary Res, Single Line Bus, Lifeline EUCL (1)	0	0.00000000	0.00000000	0.00000000	0	0	0	N/A
124 NonPrimary Residence & BRI ISDN EUCL (1)	0	0.00000000	0.00000000	0.00000000	0	0	0	N/A
126 Multiline Bus, PRI ISDN, Centrex EUCL (1)	0	0.00000000	0.00000000	0.00000000	0	0	0	N/A
Zone D:								
132 Primary Res, Single Line Bus, Lifeline EUCL (1)	0	0.00000000	0.00000000	0.00000000	0	0	0	N/A
134 NonPrimary Residence & BRI ISDN EUCL (1)	0	0.00000000	0.00000000	0.00000000	0	0	0	N/A
136 Multiline Bus, PRI ISDN, Centrex EUCL (1)	0	0.00000000	0.00000000	0.00000000	0	0	0	N/A
Zone - Other:								
142 Primary Res, Single Line Bus, Lifeline EUCL (1)	0	0.00000000	0.00000000	0.00000000	0	0	0	N/A
144 NonPrimary Residence & BRI ISDN EUCL (1)	0	0.00000000	0.00000000	0.00000000	0	0	0	N/A
146 Multiline Bus, PRI ISDN, Centrex EUCL (1)	0	0.00000000	0.00000000	0.00000000	0	0	0	N/A
Presubscribed Interexchange Carrier Charge (PI)								
155 Multiline Business & PRI ISDN PICC (1)	0	0.00000000	0.00000000	0.00000000	0	0	0	N/A
157 Business Centrex PICC	0	N/A	N/A	N/A	0	0	0	N/A
Carrier Common Line								
161 Terminating CCL Prem.	0	0.00000000	0.00000000	0.00000000	0	0	0	N/A
163 Terminating CCL Non-Prem.	0	0.00000000	0.00000000	0.00000000	0	0	0	N/A
165 Originating CCL Prem.	0	0.00000000	0.00000000	0.00000000	0	0	0	N/A
167 Originating CCL Non-Prem.	0	0.00000000	0.00000000	0.00000000	0	0	0	N/A
180 Other Common Line	N/A	N/A	N/A	N/A	0	0	0	N/A
185 USAC Receipts	0	0.00000000	0.00000000	0.00000000	0	0	0	N/A
Per Minute Revenues					0	0	0	N/A
190 Total Basket	N/A	N/A	N/A	N/A	0	0	0	N/A

Note: Enter the first Jurisdiction name or abbreviation in cell D15, the second Jurisdiction name or abbreviation in cell M15, etc.

COSAs with Jurisdictionally Separate SLCs, PICCs, and/
For ILECs with mixed SLC/PICC/CCL pricing methods:

Jurisdiction Number: 6

Price Cap Tariff Review Plan
 Common Line Basket

	BASE PERIOD DEMAND	RATES AT LAST PCI UPDATE	CURRENT RATES	PROPOSED RATES	BASE PERIOD DEMAND x RATES AT LAST PCI UPDATE	BASE PERIOD DEMAND x CURRENT RATES	BASE PERIOD DEMAND x PROPOSED RATES	INDEX RESULTS
	(A)	(B)	(C)	(D)	(E)	(F)	(G)	(H)
End User Common Line (EUCL)								
No Zone or Zone A:								
102 Primary Res, Single Line Bus, Lifeline EUCL (1)	0	0.00000000	0.00000000	0.00000000	0	0	0	N/A
104 NonPrimary Residence & BRI ISDN EUCL (1)	0	0.00000000	0.00000000	0.00000000	0	0	0	N/A
106 Multiline Bus, PRI ISDN, Centrex EUCL (1)	0	0.00000000	0.00000000	0.00000000	0	0	0	N/A
108 Special Access Surcharge	0	25.00000000	25.00000000	25.00000000	0	0	0	N/A
109 Other EUCL	N/A	N/A	N/A	N/A	0	0	0	N/A
Zone B:								
112 Primary Res, Single Line Bus, Lifeline EUCL (1)	0	0.00000000	0.00000000	0.00000000	0	0	0	N/A
114 NonPrimary Residence & BRI ISDN EUCL (1)	0	0.00000000	0.00000000	0.00000000	0	0	0	N/A
116 Multiline Bus, PRI ISDN, Centrex EUCL (1)	0	0.00000000	0.00000000	0.00000000	0	0	0	N/A
Zone C:								
122 Primary Res, Single Line Bus, Lifeline EUCL (1)	0	0.00000000	0.00000000	0.00000000	0	0	0	N/A
124 NonPrimary Residence & BRI ISDN EUCL (1)	0	0.00000000	0.00000000	0.00000000	0	0	0	N/A
126 Multiline Bus, PRI ISDN, Centrex EUCL (1)	0	0.00000000	0.00000000	0.00000000	0	0	0	N/A
Zone D:								
132 Primary Res, Single Line Bus, Lifeline EUCL (1)	0	0.00000000	0.00000000	0.00000000	0	0	0	N/A
134 NonPrimary Residence & BRI ISDN EUCL (1)	0	0.00000000	0.00000000	0.00000000	0	0	0	N/A
136 Multiline Bus, PRI ISDN, Centrex EUCL (1)	0	0.00000000	0.00000000	0.00000000	0	0	0	N/A
Zone - Other:								
142 Primary Res, Single Line Bus, Lifeline EUCL (1)	0	0.00000000	0.00000000	0.00000000	0	0	0	N/A
144 NonPrimary Residence & BRI ISDN EUCL (1)	0	0.00000000	0.00000000	0.00000000	0	0	0	N/A
146 Multiline Bus, PRI ISDN, Centrex EUCL (1)	0	0.00000000	0.00000000	0.00000000	0	0	0	N/A
Presubscribed Interexchange Carrier Charge (PI)								
155 Multiline Business & PRI ISDN PICC (1)	0	0.00000000	0.00000000	0.00000000	0	0	0	N/A
157 Business Centrex PICC	0	N/A	N/A	N/A	0	0	0	N/A
Carrier Common Line								
161 Terminating CCL Prem.	0	0.00000000	0.00000000	0.00000000	0	0	0	N/A
163 Terminating CCL Non-Prem.	0	0.00000000	0.00000000	0.00000000	0	0	0	N/A
165 Originating CCL Prem.	0	0.00000000	0.00000000	0.00000000	0	0	0	N/A
167 Originating CCL Non-Prem.	0	0.00000000	0.00000000	0.00000000	0	0	0	N/A
180 Other Common Line	N/A	N/A	N/A	N/A	0	0	0	N/A
185 USAC Receipts	0	0.00000000	0.00000000	0.00000000	0	0	0	N/A
190 Total Basket	N/A	N/A	N/A	N/A	0	0	0	N/A

Jurisdiction Number:

6

Price Cap Tariff Review Plan
 Common Line Basket

	BASE PERIOD DEMAND	RATES AT LAST PCI UPDATE	CURRENT RATES	PROPOSED RATES	BASE PERIOD DEMAND x RATES AT LAST PCI UPDATE	BASE PERIOD DEMAND x CURRENT RATES	BASE PERIOD DEMAND x PROPOSED RATES	INDEX RESULTS
	(A)	(B)	(C)	(D)	(E)	(F)	(G)	(H)
End User Common Line (EUCL)								
No Zone or Zone A:								
102 Primary Res, Single Line Bus, Lifeline EUCL (1)	0	0.00000000	0.00000000	0.00000000	0	0	0	N/A
104 NonPrimary Residence & BRI ISDN EUCL (1)	0	0.00000000	0.00000000	0.00000000	0	0	0	N/A
106 Multiline Bus, PRI ISDN, Centrex EUCL (1)	0	0.00000000	0.00000000	0.00000000	0	0	0	N/A
108 Special Access Surcharge	0	25.00000000	25.00000000	25.00000000	0	0	0	N/A
109 Other EUCL	N/A	N/A	N/A	N/A	0	0	0	N/A
Zone B:								
112 Primary Res, Single Line Bus, Lifeline EUCL (1)	0	0.00000000	0.00000000	0.00000000	0	0	0	N/A
114 NonPrimary Residence & BRI ISDN EUCL (1)	0	0.00000000	0.00000000	0.00000000	0	0	0	N/A
116 Multiline Bus, PRI ISDN, Centrex EUCL (1)	0	0.00000000	0.00000000	0.00000000	0	0	0	N/A
Zone C:								
122 Primary Res, Single Line Bus, Lifeline EUCL (1)	0	0.00000000	0.00000000	0.00000000	0	0	0	N/A
124 NonPrimary Residence & BRI ISDN EUCL (1)	0	0.00000000	0.00000000	0.00000000	0	0	0	N/A
126 Multiline Bus, PRI ISDN, Centrex EUCL (1)	0	0.00000000	0.00000000	0.00000000	0	0	0	N/A
Zone D:								
132 Primary Res, Single Line Bus, Lifeline EUCL (1)	0	0.00000000	0.00000000	0.00000000	0	0	0	N/A
134 NonPrimary Residence & BRI ISDN EUCL (1)	0	0.00000000	0.00000000	0.00000000	0	0	0	N/A
136 Multiline Bus, PRI ISDN, Centrex EUCL (1)	0	0.00000000	0.00000000	0.00000000	0	0	0	N/A
Zone - Other:								
142 Primary Res, Single Line Bus, Lifeline EUCL (1)	0	0.00000000	0.00000000	0.00000000	0	0	0	N/A
144 NonPrimary Residence & BRI ISDN EUCL (1)	0	0.00000000	0.00000000	0.00000000	0	0	0	N/A
146 Multiline Bus, PRI ISDN, Centrex EUCL (1)	0	0.00000000	0.00000000	0.00000000	0	0	0	N/A
Presubscribed Interexchange Carrier Charge (PI)								
155 Multiline Business & PRI ISDN PICC (1)	0	0.00000000	0.00000000	0.00000000	0	0	0	N/A
157 Business Centrex PICC	0	N/A	N/A	N/A	0	0	0	N/A
Carrier Common Line								
161 Terminating CCL Prem.	0	0.00000000	0.00000000	0.00000000	0	0	0	N/A
163 Terminating CCL Non-Prem.	0	0.00000000	0.00000000	0.00000000	0	0	0	N/A
165 Originating CCL Prem.	0	0.00000000	0.00000000	0.00000000	0	0	0	N/A
167 Originating CCL Non-Prem.	0	0.00000000	0.00000000	0.00000000	0	0	0	N/A
180 Other Common Line	N/A	N/A	N/A	N/A	0	0	0	N/A
185 USAC Receipts	0	0.00000000	0.00000000	0.00000000	0	0	0	N/A
Per Minute Revenues					0	0	0	N/A
190 Total Basket	N/A	N/A	N/A	N/A	0	0	0	N/A

Jurisdiction Number: 32

	BASE PERIOD DEMAND	RATES AT LAST PCI UPDATE	CURRENT RATES	PROPOSED RATES	BASE PERIOD DEMAND x RATES AT LAST PCI UPDATE	BASE PERIOD DEMAND x CURRENT RATES	BASE PERIOD DEMAND x PROPOSED RATES	INDEX RESULTS
	(A)	(B)	(C)	(D)	(E)	(F)	(G)	(H)
End User Common Line (EUCL)								
No Zone or Zone A:								
102 Primary Res, Single Line Bus, Lifeline EUCL (1)	0	0.00000000	0.00000000	0.00000000	0	0	0	N/A
104 NonPrimary Residence & BRI ISDN EUCL (1)	0	0.00000000	0.00000000	0.00000000	0	0	0	N/A
106 Multiline Bus, PRI ISDN, Centrex EUCL (1)	0	0.00000000	0.00000000	0.00000000	0	0	0	N/A
108 Special Access Surcharge	0	25.00000000	25.00000000	25.00000000	0	0	0	N/A
109 Other EUCL	N/A	N/A	N/A	N/A	0	0	0	N/A
Zone B:								
112 Primary Res, Single Line Bus, Lifeline EUCL (1)	0	0.00000000	0.00000000	0.00000000	0	0	0	N/A
114 NonPrimary Residence & BRI ISDN EUCL (1)	0	0.00000000	0.00000000	0.00000000	0	0	0	N/A
116 Multiline Bus, PRI ISDN, Centrex EUCL (1)	0	0.00000000	0.00000000	0.00000000	0	0	0	N/A
Zone C:								
122 Primary Res, Single Line Bus, Lifeline EUCL (1)	0	0.00000000	0.00000000	0.00000000	0	0	0	N/A
124 NonPrimary Residence & BRI ISDN EUCL (1)	0	0.00000000	0.00000000	0.00000000	0	0	0	N/A
126 Multiline Bus, PRI ISDN, Centrex EUCL (1)	0	0.00000000	0.00000000	0.00000000	0	0	0	N/A
Zone D:								
132 Primary Res, Single Line Bus, Lifeline EUCL (1)	0	0.00000000	0.00000000	0.00000000	0	0	0	N/A
134 NonPrimary Residence & BRI ISDN EUCL (1)	0	0.00000000	0.00000000	0.00000000	0	0	0	N/A
136 Multiline Bus, PRI ISDN, Centrex EUCL (1)	0	0.00000000	0.00000000	0.00000000	0	0	0	N/A
Zone - Other:								
142 Primary Res, Single Line Bus, Lifeline EUCL (1)	0	0.00000000	0.00000000	0.00000000	0	0	0	N/A
144 NonPrimary Residence & BRI ISDN EUCL (1)	0	0.00000000	0.00000000	0.00000000	0	0	0	N/A
146 Multiline Bus, PRI ISDN, Centrex EUCL (1)	0	0.00000000	0.00000000	0.00000000	0	0	0	N/A
Presubscribed Interexchange Carrier Charge (PI)								
155 Multiline Business & PRI ISDN PICC (1)	0	0.00000000	0.00000000	0.00000000	0	0	0	N/A
157 Business Centrex PICC	0	N/A	N/A	N/A	0	0	0	N/A
Carrier Common Line								
161 Terminating CCL Prem.	0	0.00000000	0.00000000	0.00000000	0	0	0	N/A
163 Terminating CCL Non-Prem.	0	0.00000000	0.00000000	0.00000000	0	0	0	N/A
165 Originating CCL Prem.	0	0.00000000	0.00000000	0.00000000	0	0	0	N/A
167 Originating CCL Non-Prem.	0	0.00000000	0.00000000	0.00000000	0	0	0	N/A
180 Other Common Line	N/A	N/A	N/A	N/A	0	0	0	N/A
185 USAC Receipts	0	0.00000000	0.00000000	0.00000000	0	0	0	N/A
190 Total Basket	N/A	N/A	N/A	N/A	0	0	0	N/A

Jurisdiction Number:

32

RTE-1J ANALYZE

Filing Date: 06/16/2015
 Filing Entity: PTNV
 Transmittal Number: 280
 PTNV 2015 LFAF - (PTNVAN15.xls)
 Page 1 of 40

	BASE PERIOD DEMAND	RATES AT LAST PCI UPDATE	CURRENT RATES	PROPOSED RATES	BASE PERIOD DEMAND x RATES AT LAST PCI UPDATE	BASE PERIOD DEMAND x CURRENT RATES	BASE PERIOD DEMAND x PROPOSED RATES	INDEX RESULTS
	(A)	(B)	(C)	(D)	(E)	(F)	(G)	(H)
End User Common Line (EUCL)								
No Zone or Zone A:								
102 Primary Res, Single Line Bus, Lifeline EUCL (1)	0	0.00000000	0.00000000	0.00000000	0	0	0	N/A
104 NonPrimary Residence & BRI ISDN EUCL (1)	0	0.00000000	0.00000000	0.00000000	0	0	0	N/A
106 Multiline Bus, PRI ISDN, Centrex EUCL (1)	0	0.00000000	0.00000000	0.00000000	0	0	0	N/A
108 Special Access Surcharge	0	25.00000000	25.00000000	25.00000000	0	0	0	N/A
109 Other EUCL	N/A	N/A	N/A	N/A	0	0	0	N/A
Zone B:								
112 Primary Res, Single Line Bus, Lifeline EUCL (1)	0	0.00000000	0.00000000	0.00000000	0	0	0	N/A
114 NonPrimary Residence & BRI ISDN EUCL (1)	0	0.00000000	0.00000000	0.00000000	0	0	0	N/A
116 Multiline Bus, PRI ISDN, Centrex EUCL (1)	0	0.00000000	0.00000000	0.00000000	0	0	0	N/A
Zone C:								
122 Primary Res, Single Line Bus, Lifeline EUCL (1)	0	0.00000000	0.00000000	0.00000000	0	0	0	N/A
124 NonPrimary Residence & BRI ISDN EUCL (1)	0	0.00000000	0.00000000	0.00000000	0	0	0	N/A
126 Multiline Bus, PRI ISDN, Centrex EUCL (1)	0	0.00000000	0.00000000	0.00000000	0	0	0	N/A
Zone D:								
132 Primary Res, Single Line Bus, Lifeline EUCL (1)	0	0.00000000	0.00000000	0.00000000	0	0	0	N/A
134 NonPrimary Residence & BRI ISDN EUCL (1)	0	0.00000000	0.00000000	0.00000000	0	0	0	N/A
136 Multiline Bus, PRI ISDN, Centrex EUCL (1)	0	0.00000000	0.00000000	0.00000000	0	0	0	N/A
Zone - Other:								
142 Primary Res, Single Line Bus, Lifeline EUCL (1)	0	0.00000000	0.00000000	0.00000000	0	0	0	N/A
144 NonPrimary Residence & BRI ISDN EUCL (1)	0	0.00000000	0.00000000	0.00000000	0	0	0	N/A
146 Multiline Bus, PRI ISDN, Centrex EUCL (1)	0	0.00000000	0.00000000	0.00000000	0	0	0	N/A
Presubscribed Interexchange Carrier Charge (PI)								
155 Multiline Business & PRI ISDN PICC (1)	0	0.00000000	0.00000000	0.00000000	0	0	0	N/A
157 Business Centrex PICC	0	N/A	N/A	N/A	0	0	0	N/A
Carrier Common Line								
161 Terminating CCL Prem.	0	0.00000000	0.00000000	0.00000000	0	0	0	N/A
163 Terminating CCL Non-Prem.	0	0.00000000	0.00000000	0.00000000	0	0	0	N/A
165 Originating CCL Prem.	0	0.00000000	0.00000000	0.00000000	0	0	0	N/A
167 Originating CCL Non-Prem.	0	0.00000000	0.00000000	0.00000000	0	0	0	N/A
180 Other Common Line	N/A	N/A	N/A	N/A	0	0	0	N/A
185 USAC Receipts	0	0.00000000	0.00000000	0.00000000	0	0	0	N/A
Per Minute Revenues					0	0	0	N/A
190 Total Basket	N/A	N/A	N/A	N/A	0	0	0	N/A

Note: Enter the first Jurisdiction name or abbreviation in cell D15, the second Jurisdiction name or abbreviation in cell M15, etc.

COSAs with Jurisdictionally Separate SLCs, PICCs, and/
For ILECs with mixed SLC/PICC/CCL pricing methods:

Jurisdiction Number: 7

Price Cap Tariff Review Plan
Common Line Basket

	BASE PERIOD DEMAND	RATES AT LAST PCI UPDATE	CURRENT RATES	PROPOSED RATES	BASE PERIOD DEMAND x RATES AT LAST PCI UPDATE	BASE PERIOD DEMAND x CURRENT RATES	BASE PERIOD DEMAND x PROPOSED RATES	INDEX RESULTS
	(A)	(B)	(C)	(D)	(E)	(F)	(G)	(H)
End User Common Line (EUCL)								
No Zone or Zone A:								
102 Primary Res, Single Line Bus, Lifeline EUCL (1)	0	0.00000000	0.00000000	0.00000000	0	0	0	N/A
104 NonPrimary Residence & BRI ISDN EUCL (1)	0	0.00000000	0.00000000	0.00000000	0	0	0	N/A
106 Multiline Bus, PRI ISDN, Centrex EUCL (1)	0	0.00000000	0.00000000	0.00000000	0	0	0	N/A
108 Special Access Surcharge	0	25.00000000	25.00000000	25.00000000	0	0	0	N/A
109 Other EUCL	N/A	N/A	N/A	N/A	0	0	0	N/A
Zone B:								
112 Primary Res, Single Line Bus, Lifeline EUCL (1)	0	0.00000000	0.00000000	0.00000000	0	0	0	N/A
114 NonPrimary Residence & BRI ISDN EUCL (1)	0	0.00000000	0.00000000	0.00000000	0	0	0	N/A
116 Multiline Bus, PRI ISDN, Centrex EUCL (1)	0	0.00000000	0.00000000	0.00000000	0	0	0	N/A
Zone C:								
122 Primary Res, Single Line Bus, Lifeline EUCL (1)	0	0.00000000	0.00000000	0.00000000	0	0	0	N/A
124 NonPrimary Residence & BRI ISDN EUCL (1)	0	0.00000000	0.00000000	0.00000000	0	0	0	N/A
126 Multiline Bus, PRI ISDN, Centrex EUCL (1)	0	0.00000000	0.00000000	0.00000000	0	0	0	N/A
Zone D:								
132 Primary Res, Single Line Bus, Lifeline EUCL (1)	0	0.00000000	0.00000000	0.00000000	0	0	0	N/A
134 NonPrimary Residence & BRI ISDN EUCL (1)	0	0.00000000	0.00000000	0.00000000	0	0	0	N/A
136 Multiline Bus, PRI ISDN, Centrex EUCL (1)	0	0.00000000	0.00000000	0.00000000	0	0	0	N/A
Zone - Other:								
142 Primary Res, Single Line Bus, Lifeline EUCL (1)	0	0.00000000	0.00000000	0.00000000	0	0	0	N/A
144 NonPrimary Residence & BRI ISDN EUCL (1)	0	0.00000000	0.00000000	0.00000000	0	0	0	N/A
146 Multiline Bus, PRI ISDN, Centrex EUCL (1)	0	0.00000000	0.00000000	0.00000000	0	0	0	N/A
Presubscribed Interexchange Carrier Charge (PI)								
155 Multiline Business & PRI ISDN PICC (1)	0	0.00000000	0.00000000	0.00000000	0	0	0	N/A
157 Business Centrex PICC	0	N/A	N/A	N/A	0	0	0	N/A
Carrier Common Line								
161 Terminating CCL Prem.	0	0.00000000	0.00000000	0.00000000	0	0	0	N/A
163 Terminating CCL Non-Prem.	0	0.00000000	0.00000000	0.00000000	0	0	0	N/A
165 Originating CCL Prem.	0	0.00000000	0.00000000	0.00000000	0	0	0	N/A
167 Originating CCL Non-Prem.	0	0.00000000	0.00000000	0.00000000	0	0	0	N/A
180 Other Common Line	N/A	N/A	N/A	N/A	0	0	0	N/A
185 USAC Receipts	0	0.00000000	0.00000000	0.00000000	0	0	0	N/A
190 Total Basket	N/A	N/A	N/A	N/A	0	0	0	N/A

CL ExogCosts (non-ATS Trgtng): enter \$ by juris or "Tot€ Total

Jurisdiction Number:

7

Price Cap Tariff Review Plan
 Common Line Basket

	BASE PERIOD DEMAND	RATES AT LAST PCI UPDATE	CURRENT RATES	PROPOSED RATES	BASE PERIOD DEMAND x RATES AT LAST PCI UPDATE	BASE PERIOD DEMAND x CURRENT RATES	BASE PERIOD DEMAND x PROPOSED RATES	INDEX RESULTS
	(A)	(B)	(C)	(D)	(E)	(F)	(G)	(H)
End User Common Line (EUCL)								
No Zone or Zone A:								
102 Primary Res, Single Line Bus, Lifeline EUCL (1)	0	0.00000000	0.00000000	0.00000000	0	0	0	N/A
104 NonPrimary Residence & BRI ISDN EUCL (1)	0	0.00000000	0.00000000	0.00000000	0	0	0	N/A
106 Multiline Bus, PRI ISDN, Centrex EUCL (1)	0	0.00000000	0.00000000	0.00000000	0	0	0	N/A
108 Special Access Surcharge	0	25.00000000	25.00000000	25.00000000	0	0	0	N/A
109 Other EUCL	N/A	N/A	N/A	N/A	0	0	0	N/A
Zone B:								
112 Primary Res, Single Line Bus, Lifeline EUCL (1)	0	0.00000000	0.00000000	0.00000000	0	0	0	N/A
114 NonPrimary Residence & BRI ISDN EUCL (1)	0	0.00000000	0.00000000	0.00000000	0	0	0	N/A
116 Multiline Bus, PRI ISDN, Centrex EUCL (1)	0	0.00000000	0.00000000	0.00000000	0	0	0	N/A
Zone C:								
122 Primary Res, Single Line Bus, Lifeline EUCL (1)	0	0.00000000	0.00000000	0.00000000	0	0	0	N/A
124 NonPrimary Residence & BRI ISDN EUCL (1)	0	0.00000000	0.00000000	0.00000000	0	0	0	N/A
126 Multiline Bus, PRI ISDN, Centrex EUCL (1)	0	0.00000000	0.00000000	0.00000000	0	0	0	N/A
Zone D:								
132 Primary Res, Single Line Bus, Lifeline EUCL (1)	0	0.00000000	0.00000000	0.00000000	0	0	0	N/A
134 NonPrimary Residence & BRI ISDN EUCL (1)	0	0.00000000	0.00000000	0.00000000	0	0	0	N/A
136 Multiline Bus, PRI ISDN, Centrex EUCL (1)	0	0.00000000	0.00000000	0.00000000	0	0	0	N/A
Zone - Other:								
142 Primary Res, Single Line Bus, Lifeline EUCL (1)	0	0.00000000	0.00000000	0.00000000	0	0	0	N/A
144 NonPrimary Residence & BRI ISDN EUCL (1)	0	0.00000000	0.00000000	0.00000000	0	0	0	N/A
146 Multiline Bus, PRI ISDN, Centrex EUCL (1)	0	0.00000000	0.00000000	0.00000000	0	0	0	N/A
Presubscribed Interexchange Carrier Charge (PI)								
155 Multiline Business & PRI ISDN PICC (1)	0	0.00000000	0.00000000	0.00000000	0	0	0	N/A
157 Business Centrex PICC	0	N/A	N/A	N/A	0	0	0	N/A
Carrier Common Line								
161 Terminating CCL Prem.	0	0.00000000	0.00000000	0.00000000	0	0	0	N/A
163 Terminating CCL Non-Prem.	0	0.00000000	0.00000000	0.00000000	0	0	0	N/A
165 Originating CCL Prem.	0	0.00000000	0.00000000	0.00000000	0	0	0	N/A
167 Originating CCL Non-Prem.	0	0.00000000	0.00000000	0.00000000	0	0	0	N/A
180 Other Common Line	N/A	N/A	N/A	N/A	0	0	0	N/A
185 USAC Receipts	0	0.00000000	0.00000000	0.00000000	0	0	0	N/A
Per Minute Revenues					0	0	0	N/A
190 Total Basket	N/A	N/A	N/A	N/A	0	0	0	N/A

Jurisdiction Number: 33

	BASE PERIOD DEMAND	RATES AT LAST PCI UPDATE	CURRENT RATES	PROPOSED RATES	BASE PERIOD DEMAND x RATES AT LAST PCI UPDATE	BASE PERIOD DEMAND x CURRENT RATES	BASE PERIOD DEMAND x PROPOSED RATES	INDEX RESULTS
	(A)	(B)	(C)	(D)	(E)	(F)	(G)	(H)
End User Common Line (EUCL)								
No Zone or Zone A:								
102 Primary Res, Single Line Bus, Lifeline EUCL (1)	0	0.00000000	0.00000000	0.00000000	0	0	0	N/A
104 NonPrimary Residence & BRI ISDN EUCL (1)	0	0.00000000	0.00000000	0.00000000	0	0	0	N/A
106 Multiline Bus, PRI ISDN, Centrex EUCL (1)	0	0.00000000	0.00000000	0.00000000	0	0	0	N/A
108 Special Access Surcharge	0	25.00000000	25.00000000	25.00000000	0	0	0	N/A
109 Other EUCL	N/A	N/A	N/A	N/A	0	0	0	N/A
Zone B:								
112 Primary Res, Single Line Bus, Lifeline EUCL (1)	0	0.00000000	0.00000000	0.00000000	0	0	0	N/A
114 NonPrimary Residence & BRI ISDN EUCL (1)	0	0.00000000	0.00000000	0.00000000	0	0	0	N/A
116 Multiline Bus, PRI ISDN, Centrex EUCL (1)	0	0.00000000	0.00000000	0.00000000	0	0	0	N/A
Zone C:								
122 Primary Res, Single Line Bus, Lifeline EUCL (1)	0	0.00000000	0.00000000	0.00000000	0	0	0	N/A
124 NonPrimary Residence & BRI ISDN EUCL (1)	0	0.00000000	0.00000000	0.00000000	0	0	0	N/A
126 Multiline Bus, PRI ISDN, Centrex EUCL (1)	0	0.00000000	0.00000000	0.00000000	0	0	0	N/A
Zone D:								
132 Primary Res, Single Line Bus, Lifeline EUCL (1)	0	0.00000000	0.00000000	0.00000000	0	0	0	N/A
134 NonPrimary Residence & BRI ISDN EUCL (1)	0	0.00000000	0.00000000	0.00000000	0	0	0	N/A
136 Multiline Bus, PRI ISDN, Centrex EUCL (1)	0	0.00000000	0.00000000	0.00000000	0	0	0	N/A
Zone - Other:								
142 Primary Res, Single Line Bus, Lifeline EUCL (1)	0	0.00000000	0.00000000	0.00000000	0	0	0	N/A
144 NonPrimary Residence & BRI ISDN EUCL (1)	0	0.00000000	0.00000000	0.00000000	0	0	0	N/A
146 Multiline Bus, PRI ISDN, Centrex EUCL (1)	0	0.00000000	0.00000000	0.00000000	0	0	0	N/A
Presubscribed Interexchange Carrier Charge (PI)								
155 Multiline Business & PRI ISDN PICC (1)	0	0.00000000	0.00000000	0.00000000	0	0	0	N/A
157 Business Centrex PICC	0	N/A	N/A	N/A	0	0	0	N/A
Carrier Common Line								
161 Terminating CCL Prem.	0	0.00000000	0.00000000	0.00000000	0	0	0	N/A
163 Terminating CCL Non-Prem.	0	0.00000000	0.00000000	0.00000000	0	0	0	N/A
165 Originating CCL Prem.	0	0.00000000	0.00000000	0.00000000	0	0	0	N/A
167 Originating CCL Non-Prem.	0	0.00000000	0.00000000	0.00000000	0	0	0	N/A
180 Other Common Line	N/A	N/A	N/A	N/A	0	0	0	N/A
185 USAC Receipts	0	0.00000000	0.00000000	0.00000000	0	0	0	N/A
190 Total Basket	N/A	N/A	N/A	N/A	0	0	0	N/A

Jurisdiction Number:

33

RTE-1J ANALYZE

Filing Date: 06/16/2015
 Filing Entity: PTNV
 Transmittal Number: 280
 PTNV 2015 LFAF - (PTNVAN15.xls)
 Page 1 of 40

	BASE PERIOD DEMAND	RATES AT LAST PCI UPDATE	CURRENT RATES	PROPOSED RATES	BASE PERIOD DEMAND x RATES AT LAST PCI UPDATE	BASE PERIOD DEMAND x CURRENT RATES	BASE PERIOD DEMAND x PROPOSED RATES	INDEX RESULTS
	(A)	(B)	(C)	(D)	(E)	(F)	(G)	(H)
End User Common Line (EUCL)								
No Zone or Zone A:								
102 Primary Res, Single Line Bus, Lifeline EUCL (1)	0	0.00000000	0.00000000	0.00000000	0	0	0	N/A
104 NonPrimary Residence & BRI ISDN EUCL (1)	0	0.00000000	0.00000000	0.00000000	0	0	0	N/A
106 Multiline Bus, PRI ISDN, Centrex EUCL (1)	0	0.00000000	0.00000000	0.00000000	0	0	0	N/A
108 Special Access Surcharge	0	25.00000000	25.00000000	25.00000000	0	0	0	N/A
109 Other EUCL	N/A	N/A	N/A	N/A	0	0	0	N/A
Zone B:								
112 Primary Res, Single Line Bus, Lifeline EUCL (1)	0	0.00000000	0.00000000	0.00000000	0	0	0	N/A
114 NonPrimary Residence & BRI ISDN EUCL (1)	0	0.00000000	0.00000000	0.00000000	0	0	0	N/A
116 Multiline Bus, PRI ISDN, Centrex EUCL (1)	0	0.00000000	0.00000000	0.00000000	0	0	0	N/A
Zone C:								
122 Primary Res, Single Line Bus, Lifeline EUCL (1)	0	0.00000000	0.00000000	0.00000000	0	0	0	N/A
124 NonPrimary Residence & BRI ISDN EUCL (1)	0	0.00000000	0.00000000	0.00000000	0	0	0	N/A
126 Multiline Bus, PRI ISDN, Centrex EUCL (1)	0	0.00000000	0.00000000	0.00000000	0	0	0	N/A
Zone D:								
132 Primary Res, Single Line Bus, Lifeline EUCL (1)	0	0.00000000	0.00000000	0.00000000	0	0	0	N/A
134 NonPrimary Residence & BRI ISDN EUCL (1)	0	0.00000000	0.00000000	0.00000000	0	0	0	N/A
136 Multiline Bus, PRI ISDN, Centrex EUCL (1)	0	0.00000000	0.00000000	0.00000000	0	0	0	N/A
Zone - Other:								
142 Primary Res, Single Line Bus, Lifeline EUCL (1)	0	0.00000000	0.00000000	0.00000000	0	0	0	N/A
144 NonPrimary Residence & BRI ISDN EUCL (1)	0	0.00000000	0.00000000	0.00000000	0	0	0	N/A
146 Multiline Bus, PRI ISDN, Centrex EUCL (1)	0	0.00000000	0.00000000	0.00000000	0	0	0	N/A
Presubscribed Interexchange Carrier Charge (PI)								
155 Multiline Business & PRI ISDN PICC (1)	0	0.00000000	0.00000000	0.00000000	0	0	0	N/A
157 Business Centrex PICC	0	N/A	N/A	N/A	0	0	0	N/A
Carrier Common Line								
161 Terminating CCL Prem.	0	0.00000000	0.00000000	0.00000000	0	0	0	N/A
163 Terminating CCL Non-Prem.	0	0.00000000	0.00000000	0.00000000	0	0	0	N/A
165 Originating CCL Prem.	0	0.00000000	0.00000000	0.00000000	0	0	0	N/A
167 Originating CCL Non-Prem.	0	0.00000000	0.00000000	0.00000000	0	0	0	N/A
180 Other Common Line	N/A	N/A	N/A	N/A	0	0	0	N/A
185 USAC Receipts	0	0.00000000	0.00000000	0.00000000	0	0	0	N/A
Per Minute Revenues					0	0	0	N/A
190 Total Basket	N/A	N/A	N/A	N/A	0	0	0	N/A

Note: Enter the first Jurisdiction name or abbreviation in cell D15, the second Jurisdiction name or abbreviation in cell M15, etc.

COSAs with Jurisdictionally Separate SLCs, PICCs, and/
For ILECs with mixed SLC/PICC/CCL pricing methods:

Jurisdiction Number: 8

Price Cap Tariff Review Plan
 Common Line Basket

	BASE PERIOD DEMAND	RATES AT LAST PCI UPDATE	CURRENT RATES	PROPOSED RATES	BASE PERIOD DEMAND x RATES AT LAST PCI UPDATE	BASE PERIOD DEMAND x CURRENT RATES	BASE PERIOD DEMAND x PROPOSED RATES	INDEX RESULTS
	(A)	(B)	(C)	(D)	(E)	(F)	(G)	(H)
End User Common Line (EUCL)								
No Zone or Zone A:								
102 Primary Res, Single Line Bus, Lifeline EUCL (1)	0	0.00000000	0.00000000	0.00000000	0	0	0	N/A
104 NonPrimary Residence & BRI ISDN EUCL (1)	0	0.00000000	0.00000000	0.00000000	0	0	0	N/A
106 Multiline Bus, PRI ISDN, Centrex EUCL (1)	0	0.00000000	0.00000000	0.00000000	0	0	0	N/A
108 Special Access Surcharge	0	25.00000000	25.00000000	25.00000000	0	0	0	N/A
109 Other EUCL	N/A	N/A	N/A	N/A	0	0	0	N/A
Zone B:								
112 Primary Res, Single Line Bus, Lifeline EUCL (1)	0	0.00000000	0.00000000	0.00000000	0	0	0	N/A
114 NonPrimary Residence & BRI ISDN EUCL (1)	0	0.00000000	0.00000000	0.00000000	0	0	0	N/A
116 Multiline Bus, PRI ISDN, Centrex EUCL (1)	0	0.00000000	0.00000000	0.00000000	0	0	0	N/A
Zone C:								
122 Primary Res, Single Line Bus, Lifeline EUCL (1)	0	0.00000000	0.00000000	0.00000000	0	0	0	N/A
124 NonPrimary Residence & BRI ISDN EUCL (1)	0	0.00000000	0.00000000	0.00000000	0	0	0	N/A
126 Multiline Bus, PRI ISDN, Centrex EUCL (1)	0	0.00000000	0.00000000	0.00000000	0	0	0	N/A
Zone D:								
132 Primary Res, Single Line Bus, Lifeline EUCL (1)	0	0.00000000	0.00000000	0.00000000	0	0	0	N/A
134 NonPrimary Residence & BRI ISDN EUCL (1)	0	0.00000000	0.00000000	0.00000000	0	0	0	N/A
136 Multiline Bus, PRI ISDN, Centrex EUCL (1)	0	0.00000000	0.00000000	0.00000000	0	0	0	N/A
Zone - Other:								
142 Primary Res, Single Line Bus, Lifeline EUCL (1)	0	0.00000000	0.00000000	0.00000000	0	0	0	N/A
144 NonPrimary Residence & BRI ISDN EUCL (1)	0	0.00000000	0.00000000	0.00000000	0	0	0	N/A
146 Multiline Bus, PRI ISDN, Centrex EUCL (1)	0	0.00000000	0.00000000	0.00000000	0	0	0	N/A
Presubscribed Interexchange Carrier Charge (PI)								
155 Multiline Business & PRI ISDN PICC (1)	0	0.00000000	0.00000000	0.00000000	0	0	0	N/A
157 Business Centrex PICC	0	N/A	N/A	N/A	0	0	0	N/A
Carrier Common Line								
161 Terminating CCL Prem.	0	0.00000000	0.00000000	0.00000000	0	0	0	N/A
163 Terminating CCL Non-Prem.	0	0.00000000	0.00000000	0.00000000	0	0	0	N/A
165 Originating CCL Prem.	0	0.00000000	0.00000000	0.00000000	0	0	0	N/A
167 Originating CCL Non-Prem.	0	0.00000000	0.00000000	0.00000000	0	0	0	N/A
180 Other Common Line	N/A	N/A	N/A	N/A	0	0	0	N/A
185 USAC Receipts	0	0.00000000	0.00000000	0.00000000	0	0	0	N/A
190 Total Basket	N/A	N/A	N/A	N/A	0	0	0	N/A

Jurisdiction Number:

8

Price Cap Tariff Review Plan
 Common Line Basket

	BASE PERIOD DEMAND	RATES AT LAST PCI UPDATE	CURRENT RATES	PROPOSED RATES	BASE PERIOD DEMAND x RATES AT LAST PCI UPDATE	BASE PERIOD DEMAND x CURRENT RATES	BASE PERIOD DEMAND x PROPOSED RATES	INDEX RESULTS
	(A)	(B)	(C)	(D)	(E)	(F)	(G)	(H)
End User Common Line (EUCL)								
No Zone or Zone A:								
102 Primary Res, Single Line Bus, Lifeline EUCL (1)	0	0.00000000	0.00000000	0.00000000	0	0	0	N/A
104 NonPrimary Residence & BRI ISDN EUCL (1)	0	0.00000000	0.00000000	0.00000000	0	0	0	N/A
106 Multiline Bus, PRI ISDN, Centrex EUCL (1)	0	0.00000000	0.00000000	0.00000000	0	0	0	N/A
108 Special Access Surcharge	0	25.00000000	25.00000000	25.00000000	0	0	0	N/A
109 Other EUCL	N/A	N/A	N/A	N/A	0	0	0	N/A
Zone B:								
112 Primary Res, Single Line Bus, Lifeline EUCL (1)	0	0.00000000	0.00000000	0.00000000	0	0	0	N/A
114 NonPrimary Residence & BRI ISDN EUCL (1)	0	0.00000000	0.00000000	0.00000000	0	0	0	N/A
116 Multiline Bus, PRI ISDN, Centrex EUCL (1)	0	0.00000000	0.00000000	0.00000000	0	0	0	N/A
Zone C:								
122 Primary Res, Single Line Bus, Lifeline EUCL (1)	0	0.00000000	0.00000000	0.00000000	0	0	0	N/A
124 NonPrimary Residence & BRI ISDN EUCL (1)	0	0.00000000	0.00000000	0.00000000	0	0	0	N/A
126 Multiline Bus, PRI ISDN, Centrex EUCL (1)	0	0.00000000	0.00000000	0.00000000	0	0	0	N/A
Zone D:								
132 Primary Res, Single Line Bus, Lifeline EUCL (1)	0	0.00000000	0.00000000	0.00000000	0	0	0	N/A
134 NonPrimary Residence & BRI ISDN EUCL (1)	0	0.00000000	0.00000000	0.00000000	0	0	0	N/A
136 Multiline Bus, PRI ISDN, Centrex EUCL (1)	0	0.00000000	0.00000000	0.00000000	0	0	0	N/A
Zone - Other:								
142 Primary Res, Single Line Bus, Lifeline EUCL (1)	0	0.00000000	0.00000000	0.00000000	0	0	0	N/A
144 NonPrimary Residence & BRI ISDN EUCL (1)	0	0.00000000	0.00000000	0.00000000	0	0	0	N/A
146 Multiline Bus, PRI ISDN, Centrex EUCL (1)	0	0.00000000	0.00000000	0.00000000	0	0	0	N/A
Presubscribed Interexchange Carrier Charge (PI)								
155 Multiline Business & PRI ISDN PICC (1)	0	0.00000000	0.00000000	0.00000000	0	0	0	N/A
157 Business Centrex PICC	0	N/A	N/A	N/A	0	0	0	N/A
Carrier Common Line								
161 Terminating CCL Prem.	0	0.00000000	0.00000000	0.00000000	0	0	0	N/A
163 Terminating CCL Non-Prem.	0	0.00000000	0.00000000	0.00000000	0	0	0	N/A
165 Originating CCL Prem.	0	0.00000000	0.00000000	0.00000000	0	0	0	N/A
167 Originating CCL Non-Prem.	0	0.00000000	0.00000000	0.00000000	0	0	0	N/A
180 Other Common Line	N/A	N/A	N/A	N/A	0	0	0	N/A
185 USAC Receipts	0	0.00000000	0.00000000	0.00000000	0	0	0	N/A
Per Minute Revenues					0	0	0	N/A
190 Total Basket	N/A	N/A	N/A	N/A	0	0	0	N/A

Jurisdiction Number: 34

	BASE PERIOD DEMAND	RATES AT LAST PCI UPDATE	CURRENT RATES	PROPOSED RATES	BASE PERIOD DEMAND x RATES AT LAST PCI UPDATE	BASE PERIOD DEMAND x CURRENT RATES	BASE PERIOD DEMAND x PROPOSED RATES	INDEX RESULTS
	(A)	(B)	(C)	(D)	(E)	(F)	(G)	(H)
End User Common Line (EUCL)								
No Zone or Zone A:								
102 Primary Res, Single Line Bus, Lifeline EUCL (1)	0	0.00000000	0.00000000	0.00000000	0	0	0	N/A
104 NonPrimary Residence & BRI ISDN EUCL (1)	0	0.00000000	0.00000000	0.00000000	0	0	0	N/A
106 Multiline Bus, PRI ISDN, Centrex EUCL (1)	0	0.00000000	0.00000000	0.00000000	0	0	0	N/A
108 Special Access Surcharge	0	25.00000000	25.00000000	25.00000000	0	0	0	N/A
109 Other EUCL	N/A	N/A	N/A	N/A	0	0	0	N/A
Zone B:								
112 Primary Res, Single Line Bus, Lifeline EUCL (1)	0	0.00000000	0.00000000	0.00000000	0	0	0	N/A
114 NonPrimary Residence & BRI ISDN EUCL (1)	0	0.00000000	0.00000000	0.00000000	0	0	0	N/A
116 Multiline Bus, PRI ISDN, Centrex EUCL (1)	0	0.00000000	0.00000000	0.00000000	0	0	0	N/A
Zone C:								
122 Primary Res, Single Line Bus, Lifeline EUCL (1)	0	0.00000000	0.00000000	0.00000000	0	0	0	N/A
124 NonPrimary Residence & BRI ISDN EUCL (1)	0	0.00000000	0.00000000	0.00000000	0	0	0	N/A
126 Multiline Bus, PRI ISDN, Centrex EUCL (1)	0	0.00000000	0.00000000	0.00000000	0	0	0	N/A
Zone D:								
132 Primary Res, Single Line Bus, Lifeline EUCL (1)	0	0.00000000	0.00000000	0.00000000	0	0	0	N/A
134 NonPrimary Residence & BRI ISDN EUCL (1)	0	0.00000000	0.00000000	0.00000000	0	0	0	N/A
136 Multiline Bus, PRI ISDN, Centrex EUCL (1)	0	0.00000000	0.00000000	0.00000000	0	0	0	N/A
Zone - Other:								
142 Primary Res, Single Line Bus, Lifeline EUCL (1)	0	0.00000000	0.00000000	0.00000000	0	0	0	N/A
144 NonPrimary Residence & BRI ISDN EUCL (1)	0	0.00000000	0.00000000	0.00000000	0	0	0	N/A
146 Multiline Bus, PRI ISDN, Centrex EUCL (1)	0	0.00000000	0.00000000	0.00000000	0	0	0	N/A
Presubscribed Interexchange Carrier Charge (PI)								
155 Multiline Business & PRI ISDN PICC (1)	0	0.00000000	0.00000000	0.00000000	0	0	0	N/A
157 Business Centrex PICC	0	N/A	N/A	N/A	0	0	0	N/A
Carrier Common Line								
161 Terminating CCL Prem.	0	0.00000000	0.00000000	0.00000000	0	0	0	N/A
163 Terminating CCL Non-Prem.	0	0.00000000	0.00000000	0.00000000	0	0	0	N/A
165 Originating CCL Prem.	0	0.00000000	0.00000000	0.00000000	0	0	0	N/A
167 Originating CCL Non-Prem.	0	0.00000000	0.00000000	0.00000000	0	0	0	N/A
180 Other Common Line	N/A	N/A	N/A	N/A	0	0	0	N/A
185 USAC Receipts	0	0.00000000	0.00000000	0.00000000	0	0	0	N/A
190 Total Basket	N/A	N/A	N/A	N/A	0	0	0	N/A

Jurisdiction Number:

34

RTE-1J ANALYZE

Filing Date: 06/16/2015
 Filing Entity: PTNV
 Transmittal Number: 280
 PTNV 2015 LFAF - (PTNVAN15.xls)
 Page 1 of 40

	BASE PERIOD DEMAND	RATES AT LAST PCI UPDATE	CURRENT RATES	PROPOSED RATES	BASE PERIOD DEMAND x RATES AT LAST PCI UPDATE	BASE PERIOD DEMAND x CURRENT RATES	BASE PERIOD DEMAND x PROPOSED RATES	INDEX RESULTS
	(A)	(B)	(C)	(D)	(E)	(F)	(G)	(H)
End User Common Line (EUCL)								
No Zone or Zone A:								
102 Primary Res, Single Line Bus, Lifeline EUCL (1)	0	0.00000000	0.00000000	0.00000000	0	0	0	N/A
104 NonPrimary Residence & BRI ISDN EUCL (1)	0	0.00000000	0.00000000	0.00000000	0	0	0	N/A
106 Multiline Bus, PRI ISDN, Centrex EUCL (1)	0	0.00000000	0.00000000	0.00000000	0	0	0	N/A
108 Special Access Surcharge	0	25.00000000	25.00000000	25.00000000	0	0	0	N/A
109 Other EUCL	N/A	N/A	N/A	N/A	0	0	0	N/A
Zone B:								
112 Primary Res, Single Line Bus, Lifeline EUCL (1)	0	0.00000000	0.00000000	0.00000000	0	0	0	N/A
114 NonPrimary Residence & BRI ISDN EUCL (1)	0	0.00000000	0.00000000	0.00000000	0	0	0	N/A
116 Multiline Bus, PRI ISDN, Centrex EUCL (1)	0	0.00000000	0.00000000	0.00000000	0	0	0	N/A
Zone C:								
122 Primary Res, Single Line Bus, Lifeline EUCL (1)	0	0.00000000	0.00000000	0.00000000	0	0	0	N/A
124 NonPrimary Residence & BRI ISDN EUCL (1)	0	0.00000000	0.00000000	0.00000000	0	0	0	N/A
126 Multiline Bus, PRI ISDN, Centrex EUCL (1)	0	0.00000000	0.00000000	0.00000000	0	0	0	N/A
Zone D:								
132 Primary Res, Single Line Bus, Lifeline EUCL (1)	0	0.00000000	0.00000000	0.00000000	0	0	0	N/A
134 NonPrimary Residence & BRI ISDN EUCL (1)	0	0.00000000	0.00000000	0.00000000	0	0	0	N/A
136 Multiline Bus, PRI ISDN, Centrex EUCL (1)	0	0.00000000	0.00000000	0.00000000	0	0	0	N/A
Zone - Other:								
142 Primary Res, Single Line Bus, Lifeline EUCL (1)	0	0.00000000	0.00000000	0.00000000	0	0	0	N/A
144 NonPrimary Residence & BRI ISDN EUCL (1)	0	0.00000000	0.00000000	0.00000000	0	0	0	N/A
146 Multiline Bus, PRI ISDN, Centrex EUCL (1)	0	0.00000000	0.00000000	0.00000000	0	0	0	N/A
Presubscribed Interexchange Carrier Charge (PI)								
155 Multiline Business & PRI ISDN PICC (1)	0	0.00000000	0.00000000	0.00000000	0	0	0	N/A
157 Business Centrex PICC	0	N/A	N/A	N/A	0	0	0	N/A
Carrier Common Line								
161 Terminating CCL Prem.	0	0.00000000	0.00000000	0.00000000	0	0	0	N/A
163 Terminating CCL Non-Prem.	0	0.00000000	0.00000000	0.00000000	0	0	0	N/A
165 Originating CCL Prem.	0	0.00000000	0.00000000	0.00000000	0	0	0	N/A
167 Originating CCL Non-Prem.	0	0.00000000	0.00000000	0.00000000	0	0	0	N/A
180 Other Common Line	N/A	N/A	N/A	N/A	0	0	0	N/A
185 USAC Receipts	0	0.00000000	0.00000000	0.00000000	0	0	0	N/A
Per Minute Revenues					0	0	0	N/A
190 Total Basket	N/A	N/A	N/A	N/A	0	0	0	N/A

Note: Enter the first Jurisdiction name or abbreviation in cell D15, the second Jurisdiction name or abbreviation in cell M15, etc.

COSAs with Jurisdictionally Separate SLCs, PICCs, and/
For ILECs with mixed SLC/PICC/CCL pricing methods:

Jurisdiction Number: 9

Price Cap Tariff Review Plan
 Common Line Basket

	BASE PERIOD DEMAND	RATES AT LAST PCI UPDATE	CURRENT RATES	PROPOSED RATES	BASE PERIOD DEMAND x RATES AT LAST PCI UPDATE	BASE PERIOD DEMAND x CURRENT RATES	BASE PERIOD DEMAND x PROPOSED RATES	INDEX RESULTS
	(A)	(B)	(C)	(D)	(E)	(F)	(G)	(H)
End User Common Line (EUCL)								
No Zone or Zone A:								
102 Primary Res, Single Line Bus, Lifeline EUCL (1)	0	0.00000000	0.00000000	0.00000000	0	0	0	N/A
104 NonPrimary Residence & BRI ISDN EUCL (1)	0	0.00000000	0.00000000	0.00000000	0	0	0	N/A
106 Multiline Bus, PRI ISDN, Centrex EUCL (1)	0	0.00000000	0.00000000	0.00000000	0	0	0	N/A
108 Special Access Surcharge	0	25.00000000	25.00000000	25.00000000	0	0	0	N/A
109 Other EUCL	N/A	N/A	N/A	N/A	0	0	0	N/A
Zone B:								
112 Primary Res, Single Line Bus, Lifeline EUCL (1)	0	0.00000000	0.00000000	0.00000000	0	0	0	N/A
114 NonPrimary Residence & BRI ISDN EUCL (1)	0	0.00000000	0.00000000	0.00000000	0	0	0	N/A
116 Multiline Bus, PRI ISDN, Centrex EUCL (1)	0	0.00000000	0.00000000	0.00000000	0	0	0	N/A
Zone C:								
122 Primary Res, Single Line Bus, Lifeline EUCL (1)	0	0.00000000	0.00000000	0.00000000	0	0	0	N/A
124 NonPrimary Residence & BRI ISDN EUCL (1)	0	0.00000000	0.00000000	0.00000000	0	0	0	N/A
126 Multiline Bus, PRI ISDN, Centrex EUCL (1)	0	0.00000000	0.00000000	0.00000000	0	0	0	N/A
Zone D:								
132 Primary Res, Single Line Bus, Lifeline EUCL (1)	0	0.00000000	0.00000000	0.00000000	0	0	0	N/A
134 NonPrimary Residence & BRI ISDN EUCL (1)	0	0.00000000	0.00000000	0.00000000	0	0	0	N/A
136 Multiline Bus, PRI ISDN, Centrex EUCL (1)	0	0.00000000	0.00000000	0.00000000	0	0	0	N/A
Zone - Other:								
142 Primary Res, Single Line Bus, Lifeline EUCL (1)	0	0.00000000	0.00000000	0.00000000	0	0	0	N/A
144 NonPrimary Residence & BRI ISDN EUCL (1)	0	0.00000000	0.00000000	0.00000000	0	0	0	N/A
146 Multiline Bus, PRI ISDN, Centrex EUCL (1)	0	0.00000000	0.00000000	0.00000000	0	0	0	N/A
Presubscribed Interexchange Carrier Charge (PI)								
155 Multiline Business & PRI ISDN PICC (1)	0	0.00000000	0.00000000	0.00000000	0	0	0	N/A
157 Business Centrex PICC	0	N/A	N/A	N/A	0	0	0	N/A
Carrier Common Line								
161 Terminating CCL Prem.	0	0.00000000	0.00000000	0.00000000	0	0	0	N/A
163 Terminating CCL Non-Prem.	0	0.00000000	0.00000000	0.00000000	0	0	0	N/A
165 Originating CCL Prem.	0	0.00000000	0.00000000	0.00000000	0	0	0	N/A
167 Originating CCL Non-Prem.	0	0.00000000	0.00000000	0.00000000	0	0	0	N/A
180 Other Common Line	N/A	N/A	N/A	N/A	0	0	0	N/A
185 USAC Receipts	0	0.00000000	0.00000000	0.00000000	0	0	0	N/A
190 Total Basket	N/A	N/A	N/A	N/A	0	0	0	N/A

Jurisdiction Number:

9

Price Cap Tariff Review Plan
 Common Line Basket

	BASE PERIOD DEMAND	RATES AT LAST PCI UPDATE	CURRENT RATES	PROPOSED RATES	BASE PERIOD DEMAND x RATES AT LAST PCI UPDATE	BASE PERIOD DEMAND x CURRENT RATES	BASE PERIOD DEMAND x PROPOSED RATES	INDEX RESULTS
	(A)	(B)	(C)	(D)	(E)	(F)	(G)	(H)
End User Common Line (EUCL)								
No Zone or Zone A:								
102 Primary Res, Single Line Bus, Lifeline EUCL (1)	0	0.00000000	0.00000000	0.00000000	0	0	0	N/A
104 NonPrimary Residence & BRI ISDN EUCL (1)	0	0.00000000	0.00000000	0.00000000	0	0	0	N/A
106 Multiline Bus, PRI ISDN, Centrex EUCL (1)	0	0.00000000	0.00000000	0.00000000	0	0	0	N/A
108 Special Access Surcharge	0	25.00000000	25.00000000	25.00000000	0	0	0	N/A
109 Other EUCL	N/A	N/A	N/A	N/A	0	0	0	N/A
Zone B:								
112 Primary Res, Single Line Bus, Lifeline EUCL (1)	0	0.00000000	0.00000000	0.00000000	0	0	0	N/A
114 NonPrimary Residence & BRI ISDN EUCL (1)	0	0.00000000	0.00000000	0.00000000	0	0	0	N/A
116 Multiline Bus, PRI ISDN, Centrex EUCL (1)	0	0.00000000	0.00000000	0.00000000	0	0	0	N/A
Zone C:								
122 Primary Res, Single Line Bus, Lifeline EUCL (1)	0	0.00000000	0.00000000	0.00000000	0	0	0	N/A
124 NonPrimary Residence & BRI ISDN EUCL (1)	0	0.00000000	0.00000000	0.00000000	0	0	0	N/A
126 Multiline Bus, PRI ISDN, Centrex EUCL (1)	0	0.00000000	0.00000000	0.00000000	0	0	0	N/A
Zone D:								
132 Primary Res, Single Line Bus, Lifeline EUCL (1)	0	0.00000000	0.00000000	0.00000000	0	0	0	N/A
134 NonPrimary Residence & BRI ISDN EUCL (1)	0	0.00000000	0.00000000	0.00000000	0	0	0	N/A
136 Multiline Bus, PRI ISDN, Centrex EUCL (1)	0	0.00000000	0.00000000	0.00000000	0	0	0	N/A
Zone - Other:								
142 Primary Res, Single Line Bus, Lifeline EUCL (1)	0	0.00000000	0.00000000	0.00000000	0	0	0	N/A
144 NonPrimary Residence & BRI ISDN EUCL (1)	0	0.00000000	0.00000000	0.00000000	0	0	0	N/A
146 Multiline Bus, PRI ISDN, Centrex EUCL (1)	0	0.00000000	0.00000000	0.00000000	0	0	0	N/A
Presubscribed Interexchange Carrier Charge (PI)								
155 Multiline Business & PRI ISDN PICC (1)	0	0.00000000	0.00000000	0.00000000	0	0	0	N/A
157 Business Centrex PICC	0	N/A	N/A	N/A	0	0	0	N/A
Carrier Common Line								
161 Terminating CCL Prem.	0	0.00000000	0.00000000	0.00000000	0	0	0	N/A
163 Terminating CCL Non-Prem.	0	0.00000000	0.00000000	0.00000000	0	0	0	N/A
165 Originating CCL Prem.	0	0.00000000	0.00000000	0.00000000	0	0	0	N/A
167 Originating CCL Non-Prem.	0	0.00000000	0.00000000	0.00000000	0	0	0	N/A
180 Other Common Line	N/A	N/A	N/A	N/A	0	0	0	N/A
185 USAC Receipts	0	0.00000000	0.00000000	0.00000000	0	0	0	N/A
Per Minute Revenues					0	0	0	N/A
190 Total Basket	N/A	N/A	N/A	N/A	0	0	0	N/A

Jurisdiction Number: 35

	BASE PERIOD DEMAND	RATES AT LAST PCI UPDATE	CURRENT RATES	PROPOSED RATES	BASE PERIOD DEMAND x RATES AT LAST PCI UPDATE	BASE PERIOD DEMAND x CURRENT RATES	BASE PERIOD DEMAND x PROPOSED RATES	INDEX RESULTS
	(A)	(B)	(C)	(D)	(E)	(F)	(G)	(H)
End User Common Line (EUCL)								
No Zone or Zone A:								
102 Primary Res, Single Line Bus, Lifeline EUCL (1)	0	0.00000000	0.00000000	0.00000000	0	0	0	N/A
104 NonPrimary Residence & BRI ISDN EUCL (1)	0	0.00000000	0.00000000	0.00000000	0	0	0	N/A
106 Multiline Bus, PRI ISDN, Centrex EUCL (1)	0	0.00000000	0.00000000	0.00000000	0	0	0	N/A
108 Special Access Surcharge	0	25.00000000	25.00000000	25.00000000	0	0	0	N/A
109 Other EUCL	N/A	N/A	N/A	N/A	0	0	0	N/A
Zone B:								
112 Primary Res, Single Line Bus, Lifeline EUCL (1)	0	0.00000000	0.00000000	0.00000000	0	0	0	N/A
114 NonPrimary Residence & BRI ISDN EUCL (1)	0	0.00000000	0.00000000	0.00000000	0	0	0	N/A
116 Multiline Bus, PRI ISDN, Centrex EUCL (1)	0	0.00000000	0.00000000	0.00000000	0	0	0	N/A
Zone C:								
122 Primary Res, Single Line Bus, Lifeline EUCL (1)	0	0.00000000	0.00000000	0.00000000	0	0	0	N/A
124 NonPrimary Residence & BRI ISDN EUCL (1)	0	0.00000000	0.00000000	0.00000000	0	0	0	N/A
126 Multiline Bus, PRI ISDN, Centrex EUCL (1)	0	0.00000000	0.00000000	0.00000000	0	0	0	N/A
Zone D:								
132 Primary Res, Single Line Bus, Lifeline EUCL (1)	0	0.00000000	0.00000000	0.00000000	0	0	0	N/A
134 NonPrimary Residence & BRI ISDN EUCL (1)	0	0.00000000	0.00000000	0.00000000	0	0	0	N/A
136 Multiline Bus, PRI ISDN, Centrex EUCL (1)	0	0.00000000	0.00000000	0.00000000	0	0	0	N/A
Zone - Other:								
142 Primary Res, Single Line Bus, Lifeline EUCL (1)	0	0.00000000	0.00000000	0.00000000	0	0	0	N/A
144 NonPrimary Residence & BRI ISDN EUCL (1)	0	0.00000000	0.00000000	0.00000000	0	0	0	N/A
146 Multiline Bus, PRI ISDN, Centrex EUCL (1)	0	0.00000000	0.00000000	0.00000000	0	0	0	N/A
Presubscribed Interexchange Carrier Charge (PI)								
155 Multiline Business & PRI ISDN PICC (1)	0	0.00000000	0.00000000	0.00000000	0	0	0	N/A
157 Business Centrex PICC	0	N/A	N/A	N/A	0	0	0	N/A
Carrier Common Line								
161 Terminating CCL Prem.	0	0.00000000	0.00000000	0.00000000	0	0	0	N/A
163 Terminating CCL Non-Prem.	0	0.00000000	0.00000000	0.00000000	0	0	0	N/A
165 Originating CCL Prem.	0	0.00000000	0.00000000	0.00000000	0	0	0	N/A
167 Originating CCL Non-Prem.	0	0.00000000	0.00000000	0.00000000	0	0	0	N/A
180 Other Common Line	N/A	N/A	N/A	N/A	0	0	0	N/A
185 USAC Receipts	0	0.00000000	0.00000000	0.00000000	0	0	0	N/A
190 Total Basket	N/A	N/A	N/A	N/A	0	0	0	N/A

Jurisdiction Number:

35

RTE-1J ANALYZE

Filing Date: 06/16/2015
 Filing Entity: PTNV
 Transmittal Number: 280
 PTNV 2015 LFAF - (PTNVAN15.xls)
 Page 1 of 40

	BASE PERIOD DEMAND	RATES AT LAST PCI UPDATE	CURRENT RATES	PROPOSED RATES	BASE PERIOD DEMAND x RATES AT LAST PCI UPDATE	BASE PERIOD DEMAND x CURRENT RATES	BASE PERIOD DEMAND x PROPOSED RATES	INDEX RESULTS
	(A)	(B)	(C)	(D)	(E)	(F)	(G)	(H)
End User Common Line (EUCL)								
No Zone or Zone A:								
102 Primary Res, Single Line Bus, Lifeline EUCL (1)	0	0.00000000	0.00000000	0.00000000	0	0	0	N/A
104 NonPrimary Residence & BRI ISDN EUCL (1)	0	0.00000000	0.00000000	0.00000000	0	0	0	N/A
106 Multiline Bus, PRI ISDN, Centrex EUCL (1)	0	0.00000000	0.00000000	0.00000000	0	0	0	N/A
108 Special Access Surcharge	0	25.00000000	25.00000000	25.00000000	0	0	0	N/A
109 Other EUCL	N/A	N/A	N/A	N/A	0	0	0	N/A
Zone B:								
112 Primary Res, Single Line Bus, Lifeline EUCL (1)	0	0.00000000	0.00000000	0.00000000	0	0	0	N/A
114 NonPrimary Residence & BRI ISDN EUCL (1)	0	0.00000000	0.00000000	0.00000000	0	0	0	N/A
116 Multiline Bus, PRI ISDN, Centrex EUCL (1)	0	0.00000000	0.00000000	0.00000000	0	0	0	N/A
Zone C:								
122 Primary Res, Single Line Bus, Lifeline EUCL (1)	0	0.00000000	0.00000000	0.00000000	0	0	0	N/A
124 NonPrimary Residence & BRI ISDN EUCL (1)	0	0.00000000	0.00000000	0.00000000	0	0	0	N/A
126 Multiline Bus, PRI ISDN, Centrex EUCL (1)	0	0.00000000	0.00000000	0.00000000	0	0	0	N/A
Zone D:								
132 Primary Res, Single Line Bus, Lifeline EUCL (1)	0	0.00000000	0.00000000	0.00000000	0	0	0	N/A
134 NonPrimary Residence & BRI ISDN EUCL (1)	0	0.00000000	0.00000000	0.00000000	0	0	0	N/A
136 Multiline Bus, PRI ISDN, Centrex EUCL (1)	0	0.00000000	0.00000000	0.00000000	0	0	0	N/A
Zone - Other:								
142 Primary Res, Single Line Bus, Lifeline EUCL (1)	0	0.00000000	0.00000000	0.00000000	0	0	0	N/A
144 NonPrimary Residence & BRI ISDN EUCL (1)	0	0.00000000	0.00000000	0.00000000	0	0	0	N/A
146 Multiline Bus, PRI ISDN, Centrex EUCL (1)	0	0.00000000	0.00000000	0.00000000	0	0	0	N/A
Presubscribed Interexchange Carrier Charge (PI)								
155 Multiline Business & PRI ISDN PICC (1)	0	0.00000000	0.00000000	0.00000000	0	0	0	N/A
157 Business Centrex PICC	0	N/A	N/A	N/A	0	0	0	N/A
Carrier Common Line								
161 Terminating CCL Prem.	0	0.00000000	0.00000000	0.00000000	0	0	0	N/A
163 Terminating CCL Non-Prem.	0	0.00000000	0.00000000	0.00000000	0	0	0	N/A
165 Originating CCL Prem.	0	0.00000000	0.00000000	0.00000000	0	0	0	N/A
167 Originating CCL Non-Prem.	0	0.00000000	0.00000000	0.00000000	0	0	0	N/A
180 Other Common Line	N/A	N/A	N/A	N/A	0	0	0	N/A
185 USAC Receipts	0	0.00000000	0.00000000	0.00000000	0	0	0	N/A
Per Minute Revenues					0	0	0	N/A
190 Total Basket	N/A	N/A	N/A	N/A	0	0	0	N/A

Note: Enter the first Jurisdiction name or abbreviation in cell D15, the second Jurisdiction name or abbreviation in cell M15, etc.

COSAs with Jurisdictionally Separate SLCs, PICCs, and/
For ILECs with mixed SLC/PICC/CCL pricing methods:

Jurisdiction Number: 10

Price Cap Tariff Review Plan
 Common Line Basket

	BASE PERIOD DEMAND	RATES AT LAST PCI UPDATE	CURRENT RATES	PROPOSED RATES	BASE PERIOD DEMAND x RATES AT LAST PCI UPDATE	BASE PERIOD DEMAND x CURRENT RATES	BASE PERIOD DEMAND x PROPOSED RATES	INDEX RESULTS
	(A)	(B)	(C)	(D)	(E)	(F)	(G)	(H)
End User Common Line (EUCL)								
No Zone or Zone A:								
102 Primary Res, Single Line Bus, Lifeline EUCL (1)	0	0.00000000	0.00000000	0.00000000	0	0	0	N/A
104 NonPrimary Residence & BRI ISDN EUCL (1)	0	0.00000000	0.00000000	0.00000000	0	0	0	N/A
106 Multiline Bus, PRI ISDN, Centrex EUCL (1)	0	0.00000000	0.00000000	0.00000000	0	0	0	N/A
108 Special Access Surcharge	0	25.00000000	25.00000000	25.00000000	0	0	0	N/A
109 Other EUCL	N/A	N/A	N/A	N/A	0	0	0	N/A
Zone B:								
112 Primary Res, Single Line Bus, Lifeline EUCL (1)	0	0.00000000	0.00000000	0.00000000	0	0	0	N/A
114 NonPrimary Residence & BRI ISDN EUCL (1)	0	0.00000000	0.00000000	0.00000000	0	0	0	N/A
116 Multiline Bus, PRI ISDN, Centrex EUCL (1)	0	0.00000000	0.00000000	0.00000000	0	0	0	N/A
Zone C:								
122 Primary Res, Single Line Bus, Lifeline EUCL (1)	0	0.00000000	0.00000000	0.00000000	0	0	0	N/A
124 NonPrimary Residence & BRI ISDN EUCL (1)	0	0.00000000	0.00000000	0.00000000	0	0	0	N/A
126 Multiline Bus, PRI ISDN, Centrex EUCL (1)	0	0.00000000	0.00000000	0.00000000	0	0	0	N/A
Zone D:								
132 Primary Res, Single Line Bus, Lifeline EUCL (1)	0	0.00000000	0.00000000	0.00000000	0	0	0	N/A
134 NonPrimary Residence & BRI ISDN EUCL (1)	0	0.00000000	0.00000000	0.00000000	0	0	0	N/A
136 Multiline Bus, PRI ISDN, Centrex EUCL (1)	0	0.00000000	0.00000000	0.00000000	0	0	0	N/A
Zone - Other:								
142 Primary Res, Single Line Bus, Lifeline EUCL (1)	0	0.00000000	0.00000000	0.00000000	0	0	0	N/A
144 NonPrimary Residence & BRI ISDN EUCL (1)	0	0.00000000	0.00000000	0.00000000	0	0	0	N/A
146 Multiline Bus, PRI ISDN, Centrex EUCL (1)	0	0.00000000	0.00000000	0.00000000	0	0	0	N/A
Presubscribed Interexchange Carrier Charge (PI)								
155 Multiline Business & PRI ISDN PICC (1)	0	0.00000000	0.00000000	0.00000000	0	0	0	N/A
157 Business Centrex PICC	0	N/A	N/A	N/A	0	0	0	N/A
Carrier Common Line								
161 Terminating CCL Prem.	0	0.00000000	0.00000000	0.00000000	0	0	0	N/A
163 Terminating CCL Non-Prem.	0	0.00000000	0.00000000	0.00000000	0	0	0	N/A
165 Originating CCL Prem.	0	0.00000000	0.00000000	0.00000000	0	0	0	N/A
167 Originating CCL Non-Prem.	0	0.00000000	0.00000000	0.00000000	0	0	0	N/A
180 Other Common Line	N/A	N/A	N/A	N/A	0	0	0	N/A
185 USAC Receipts	0	0.00000000	0.00000000	0.00000000	0	0	0	N/A
190 Total Basket	N/A	N/A	N/A	N/A	0	0	0	N/A

Jurisdiction Number:

10

Price Cap Tariff Review Plan
 Common Line Basket

	BASE PERIOD DEMAND	RATES AT LAST PCI UPDATE	CURRENT RATES	PROPOSED RATES	BASE PERIOD DEMAND x RATES AT LAST PCI UPDATE	BASE PERIOD DEMAND x CURRENT RATES	BASE PERIOD DEMAND x PROPOSED RATES	INDEX RESULTS
	(A)	(B)	(C)	(D)	(E)	(F)	(G)	(H)
End User Common Line (EUCL)								
No Zone or Zone A:								
102 Primary Res, Single Line Bus, Lifeline EUCL (1)	0	0.00000000	0.00000000	0.00000000	0	0	0	N/A
104 NonPrimary Residence & BRI ISDN EUCL (1)	0	0.00000000	0.00000000	0.00000000	0	0	0	N/A
106 Multiline Bus, PRI ISDN, Centrex EUCL (1)	0	0.00000000	0.00000000	0.00000000	0	0	0	N/A
108 Special Access Surcharge	0	25.00000000	25.00000000	25.00000000	0	0	0	N/A
109 Other EUCL	N/A	N/A	N/A	N/A	0	0	0	N/A
Zone B:								
112 Primary Res, Single Line Bus, Lifeline EUCL (1)	0	0.00000000	0.00000000	0.00000000	0	0	0	N/A
114 NonPrimary Residence & BRI ISDN EUCL (1)	0	0.00000000	0.00000000	0.00000000	0	0	0	N/A
116 Multiline Bus, PRI ISDN, Centrex EUCL (1)	0	0.00000000	0.00000000	0.00000000	0	0	0	N/A
Zone C:								
122 Primary Res, Single Line Bus, Lifeline EUCL (1)	0	0.00000000	0.00000000	0.00000000	0	0	0	N/A
124 NonPrimary Residence & BRI ISDN EUCL (1)	0	0.00000000	0.00000000	0.00000000	0	0	0	N/A
126 Multiline Bus, PRI ISDN, Centrex EUCL (1)	0	0.00000000	0.00000000	0.00000000	0	0	0	N/A
Zone D:								
132 Primary Res, Single Line Bus, Lifeline EUCL (1)	0	0.00000000	0.00000000	0.00000000	0	0	0	N/A
134 NonPrimary Residence & BRI ISDN EUCL (1)	0	0.00000000	0.00000000	0.00000000	0	0	0	N/A
136 Multiline Bus, PRI ISDN, Centrex EUCL (1)	0	0.00000000	0.00000000	0.00000000	0	0	0	N/A
Zone - Other:								
142 Primary Res, Single Line Bus, Lifeline EUCL (1)	0	0.00000000	0.00000000	0.00000000	0	0	0	N/A
144 NonPrimary Residence & BRI ISDN EUCL (1)	0	0.00000000	0.00000000	0.00000000	0	0	0	N/A
146 Multiline Bus, PRI ISDN, Centrex EUCL (1)	0	0.00000000	0.00000000	0.00000000	0	0	0	N/A
Presubscribed Interexchange Carrier Charge (PI)								
155 Multiline Business & PRI ISDN PICC (1)	0	0.00000000	0.00000000	0.00000000	0	0	0	N/A
157 Business Centrex PICC	0	N/A	N/A	N/A	0	0	0	N/A
Carrier Common Line								
161 Terminating CCL Prem.	0	0.00000000	0.00000000	0.00000000	0	0	0	N/A
163 Terminating CCL Non-Prem.	0	0.00000000	0.00000000	0.00000000	0	0	0	N/A
165 Originating CCL Prem.	0	0.00000000	0.00000000	0.00000000	0	0	0	N/A
167 Originating CCL Non-Prem.	0	0.00000000	0.00000000	0.00000000	0	0	0	N/A
180 Other Common Line	N/A	N/A	N/A	N/A	0	0	0	N/A
185 USAC Receipts	0	0.00000000	0.00000000	0.00000000	0	0	0	N/A
Per Minute Revenues					0	0	0	N/A
190 Total Basket	N/A	N/A	N/A	N/A	0	0	0	N/A

Jurisdiction Number: 36

	BASE PERIOD DEMAND	RATES AT LAST PCI UPDATE	CURRENT RATES	PROPOSED RATES	BASE PERIOD DEMAND x RATES AT LAST PCI UPDATE	BASE PERIOD DEMAND x CURRENT RATES	BASE PERIOD DEMAND x PROPOSED RATES	INDEX RESULTS
	(A)	(B)	(C)	(D)	(E)	(F)	(G)	(H)
End User Common Line (EUCL)								
No Zone or Zone A:								
102 Primary Res, Single Line Bus, Lifeline EUCL (1)	0	0.00000000	0.00000000	0.00000000	0	0	0	N/A
104 NonPrimary Residence & BRI ISDN EUCL (1)	0	0.00000000	0.00000000	0.00000000	0	0	0	N/A
106 Multiline Bus, PRI ISDN, Centrex EUCL (1)	0	0.00000000	0.00000000	0.00000000	0	0	0	N/A
108 Special Access Surcharge	0	25.00000000	25.00000000	25.00000000	0	0	0	N/A
109 Other EUCL	N/A	N/A	N/A	N/A	0	0	0	N/A
Zone B:								
112 Primary Res, Single Line Bus, Lifeline EUCL (1)	0	0.00000000	0.00000000	0.00000000	0	0	0	N/A
114 NonPrimary Residence & BRI ISDN EUCL (1)	0	0.00000000	0.00000000	0.00000000	0	0	0	N/A
116 Multiline Bus, PRI ISDN, Centrex EUCL (1)	0	0.00000000	0.00000000	0.00000000	0	0	0	N/A
Zone C:								
122 Primary Res, Single Line Bus, Lifeline EUCL (1)	0	0.00000000	0.00000000	0.00000000	0	0	0	N/A
124 NonPrimary Residence & BRI ISDN EUCL (1)	0	0.00000000	0.00000000	0.00000000	0	0	0	N/A
126 Multiline Bus, PRI ISDN, Centrex EUCL (1)	0	0.00000000	0.00000000	0.00000000	0	0	0	N/A
Zone D:								
132 Primary Res, Single Line Bus, Lifeline EUCL (1)	0	0.00000000	0.00000000	0.00000000	0	0	0	N/A
134 NonPrimary Residence & BRI ISDN EUCL (1)	0	0.00000000	0.00000000	0.00000000	0	0	0	N/A
136 Multiline Bus, PRI ISDN, Centrex EUCL (1)	0	0.00000000	0.00000000	0.00000000	0	0	0	N/A
Zone - Other:								
142 Primary Res, Single Line Bus, Lifeline EUCL (1)	0	0.00000000	0.00000000	0.00000000	0	0	0	N/A
144 NonPrimary Residence & BRI ISDN EUCL (1)	0	0.00000000	0.00000000	0.00000000	0	0	0	N/A
146 Multiline Bus, PRI ISDN, Centrex EUCL (1)	0	0.00000000	0.00000000	0.00000000	0	0	0	N/A
Presubscribed Interexchange Carrier Charge (PI)								
155 Multiline Business & PRI ISDN PICC (1)	0	0.00000000	0.00000000	0.00000000	0	0	0	N/A
157 Business Centrex PICC	0	N/A	N/A	N/A	0	0	0	N/A
Carrier Common Line								
161 Terminating CCL Prem.	0	0.00000000	0.00000000	0.00000000	0	0	0	N/A
163 Terminating CCL Non-Prem.	0	0.00000000	0.00000000	0.00000000	0	0	0	N/A
165 Originating CCL Prem.	0	0.00000000	0.00000000	0.00000000	0	0	0	N/A
167 Originating CCL Non-Prem.	0	0.00000000	0.00000000	0.00000000	0	0	0	N/A
180 Other Common Line	N/A	N/A	N/A	N/A	0	0	0	N/A
185 USAC Receipts	0	0.00000000	0.00000000	0.00000000	0	0	0	N/A
190 Total Basket	N/A	N/A	N/A	N/A	0	0	0	N/A

Jurisdiction Number:

36

RTE-1J ANALYZE

Filing Date: 06/16/2015
 Filing Entity: PTNV
 Transmittal Number: 280
 PTNV 2015 LFAF - (PTNVAN15.xls)
 Page 1 of 40

	BASE PERIOD DEMAND	RATES AT LAST PCI UPDATE	CURRENT RATES	PROPOSED RATES	BASE PERIOD DEMAND x RATES AT LAST PCI UPDATE	BASE PERIOD DEMAND x CURRENT RATES	BASE PERIOD DEMAND x PROPOSED RATES	INDEX RESULTS
	(A)	(B)	(C)	(D)	(E)	(F)	(G)	(H)
End User Common Line (EUCL)								
No Zone or Zone A:								
102 Primary Res, Single Line Bus, Lifeline EUCL (1)	0	0.00000000	0.00000000	0.00000000	0	0	0	N/A
104 NonPrimary Residence & BRI ISDN EUCL (1)	0	0.00000000	0.00000000	0.00000000	0	0	0	N/A
106 Multiline Bus, PRI ISDN, Centrex EUCL (1)	0	0.00000000	0.00000000	0.00000000	0	0	0	N/A
108 Special Access Surcharge	0	25.00000000	25.00000000	25.00000000	0	0	0	N/A
109 Other EUCL	N/A	N/A	N/A	N/A	0	0	0	N/A
Zone B:								
112 Primary Res, Single Line Bus, Lifeline EUCL (1)	0	0.00000000	0.00000000	0.00000000	0	0	0	N/A
114 NonPrimary Residence & BRI ISDN EUCL (1)	0	0.00000000	0.00000000	0.00000000	0	0	0	N/A
116 Multiline Bus, PRI ISDN, Centrex EUCL (1)	0	0.00000000	0.00000000	0.00000000	0	0	0	N/A
Zone C:								
122 Primary Res, Single Line Bus, Lifeline EUCL (1)	0	0.00000000	0.00000000	0.00000000	0	0	0	N/A
124 NonPrimary Residence & BRI ISDN EUCL (1)	0	0.00000000	0.00000000	0.00000000	0	0	0	N/A
126 Multiline Bus, PRI ISDN, Centrex EUCL (1)	0	0.00000000	0.00000000	0.00000000	0	0	0	N/A
Zone D:								
132 Primary Res, Single Line Bus, Lifeline EUCL (1)	0	0.00000000	0.00000000	0.00000000	0	0	0	N/A
134 NonPrimary Residence & BRI ISDN EUCL (1)	0	0.00000000	0.00000000	0.00000000	0	0	0	N/A
136 Multiline Bus, PRI ISDN, Centrex EUCL (1)	0	0.00000000	0.00000000	0.00000000	0	0	0	N/A
Zone - Other:								
142 Primary Res, Single Line Bus, Lifeline EUCL (1)	0	0.00000000	0.00000000	0.00000000	0	0	0	N/A
144 NonPrimary Residence & BRI ISDN EUCL (1)	0	0.00000000	0.00000000	0.00000000	0	0	0	N/A
146 Multiline Bus, PRI ISDN, Centrex EUCL (1)	0	0.00000000	0.00000000	0.00000000	0	0	0	N/A
Presubscribed Interexchange Carrier Charge (PI)								
155 Multiline Business & PRI ISDN PICC (1)	0	0.00000000	0.00000000	0.00000000	0	0	0	N/A
157 Business Centrex PICC	0	N/A	N/A	N/A	0	0	0	N/A
Carrier Common Line								
161 Terminating CCL Prem.	0	0.00000000	0.00000000	0.00000000	0	0	0	N/A
163 Terminating CCL Non-Prem.	0	0.00000000	0.00000000	0.00000000	0	0	0	N/A
165 Originating CCL Prem.	0	0.00000000	0.00000000	0.00000000	0	0	0	N/A
167 Originating CCL Non-Prem.	0	0.00000000	0.00000000	0.00000000	0	0	0	N/A
180 Other Common Line	N/A	N/A	N/A	N/A	0	0	0	N/A
185 USAC Receipts	0	0.00000000	0.00000000	0.00000000	0	0	0	N/A
Per Minute Revenues					0	0	0	N/A
190 Total Basket	N/A	N/A	N/A	N/A	0	0	0	N/A

Note: Enter the first Jurisdiction name or abbreviation in cell D15, the second Jurisdiction name or abbreviation in cell M15, etc.

COSAs with Jurisdictionally Separate SLCs, PICCs, and/
For ILECs with mixed SLC/PICC/CCL pricing methods:

Jurisdiction Number: 11

Price Cap Tariff Review Plan
 Common Line Basket

	BASE PERIOD DEMAND	RATES AT LAST PCI UPDATE	CURRENT RATES	PROPOSED RATES	BASE PERIOD DEMAND x RATES AT LAST PCI UPDATE	BASE PERIOD DEMAND x CURRENT RATES	BASE PERIOD DEMAND x PROPOSED RATES	INDEX RESULTS
	(A)	(B)	(C)	(D)	(E)	(F)	(G)	(H)
End User Common Line (EUCL)								
No Zone or Zone A:								
102 Primary Res, Single Line Bus, Lifeline EUCL (1)	0	0.00000000	0.00000000	0.00000000	0	0	0	N/A
104 NonPrimary Residence & BRI ISDN EUCL (1)	0	0.00000000	0.00000000	0.00000000	0	0	0	N/A
106 Multiline Bus, PRI ISDN, Centrex EUCL (1)	0	0.00000000	0.00000000	0.00000000	0	0	0	N/A
108 Special Access Surcharge	0	25.00000000	25.00000000	25.00000000	0	0	0	N/A
109 Other EUCL	N/A	N/A	N/A	N/A	0	0	0	N/A
Zone B:								
112 Primary Res, Single Line Bus, Lifeline EUCL (1)	0	0.00000000	0.00000000	0.00000000	0	0	0	N/A
114 NonPrimary Residence & BRI ISDN EUCL (1)	0	0.00000000	0.00000000	0.00000000	0	0	0	N/A
116 Multiline Bus, PRI ISDN, Centrex EUCL (1)	0	0.00000000	0.00000000	0.00000000	0	0	0	N/A
Zone C:								
122 Primary Res, Single Line Bus, Lifeline EUCL (1)	0	0.00000000	0.00000000	0.00000000	0	0	0	N/A
124 NonPrimary Residence & BRI ISDN EUCL (1)	0	0.00000000	0.00000000	0.00000000	0	0	0	N/A
126 Multiline Bus, PRI ISDN, Centrex EUCL (1)	0	0.00000000	0.00000000	0.00000000	0	0	0	N/A
Zone D:								
132 Primary Res, Single Line Bus, Lifeline EUCL (1)	0	0.00000000	0.00000000	0.00000000	0	0	0	N/A
134 NonPrimary Residence & BRI ISDN EUCL (1)	0	0.00000000	0.00000000	0.00000000	0	0	0	N/A
136 Multiline Bus, PRI ISDN, Centrex EUCL (1)	0	0.00000000	0.00000000	0.00000000	0	0	0	N/A
Zone - Other:								
142 Primary Res, Single Line Bus, Lifeline EUCL (1)	0	0.00000000	0.00000000	0.00000000	0	0	0	N/A
144 NonPrimary Residence & BRI ISDN EUCL (1)	0	0.00000000	0.00000000	0.00000000	0	0	0	N/A
146 Multiline Bus, PRI ISDN, Centrex EUCL (1)	0	0.00000000	0.00000000	0.00000000	0	0	0	N/A
Presubscribed Interexchange Carrier Charge (PI)								
155 Multiline Business & PRI ISDN PICC (1)	0	0.00000000	0.00000000	0.00000000	0	0	0	N/A
157 Business Centrex PICC	0	N/A	N/A	N/A	0	0	0	N/A
Carrier Common Line								
161 Terminating CCL Prem.	0	0.00000000	0.00000000	0.00000000	0	0	0	N/A
163 Terminating CCL Non-Prem.	0	0.00000000	0.00000000	0.00000000	0	0	0	N/A
165 Originating CCL Prem.	0	0.00000000	0.00000000	0.00000000	0	0	0	N/A
167 Originating CCL Non-Prem.	0	0.00000000	0.00000000	0.00000000	0	0	0	N/A
180 Other Common Line	N/A	N/A	N/A	N/A	0	0	0	N/A
185 USAC Receipts	0	0.00000000	0.00000000	0.00000000	0	0	0	N/A
190 Total Basket	N/A	N/A	N/A	N/A	0	0	0	N/A

Jurisdiction Number:

11

Price Cap Tariff Review Plan
 Common Line Basket

	BASE PERIOD DEMAND	RATES AT LAST PCI UPDATE	CURRENT RATES	PROPOSED RATES	BASE PERIOD DEMAND x RATES AT LAST PCI UPDATE	BASE PERIOD DEMAND x CURRENT RATES	BASE PERIOD DEMAND x PROPOSED RATES	INDEX RESULTS
	(A)	(B)	(C)	(D)	(E)	(F)	(G)	(H)
End User Common Line (EUCL)								
No Zone or Zone A:								
102 Primary Res, Single Line Bus, Lifeline EUCL (1)	0	0.00000000	0.00000000	0.00000000	0	0	0	N/A
104 NonPrimary Residence & BRI ISDN EUCL (1)	0	0.00000000	0.00000000	0.00000000	0	0	0	N/A
106 Multiline Bus, PRI ISDN, Centrex EUCL (1)	0	0.00000000	0.00000000	0.00000000	0	0	0	N/A
108 Special Access Surcharge	0	25.00000000	25.00000000	25.00000000	0	0	0	N/A
109 Other EUCL	N/A	N/A	N/A	N/A	0	0	0	N/A
Zone B:								
112 Primary Res, Single Line Bus, Lifeline EUCL (1)	0	0.00000000	0.00000000	0.00000000	0	0	0	N/A
114 NonPrimary Residence & BRI ISDN EUCL (1)	0	0.00000000	0.00000000	0.00000000	0	0	0	N/A
116 Multiline Bus, PRI ISDN, Centrex EUCL (1)	0	0.00000000	0.00000000	0.00000000	0	0	0	N/A
Zone C:								
122 Primary Res, Single Line Bus, Lifeline EUCL (1)	0	0.00000000	0.00000000	0.00000000	0	0	0	N/A
124 NonPrimary Residence & BRI ISDN EUCL (1)	0	0.00000000	0.00000000	0.00000000	0	0	0	N/A
126 Multiline Bus, PRI ISDN, Centrex EUCL (1)	0	0.00000000	0.00000000	0.00000000	0	0	0	N/A
Zone D:								
132 Primary Res, Single Line Bus, Lifeline EUCL (1)	0	0.00000000	0.00000000	0.00000000	0	0	0	N/A
134 NonPrimary Residence & BRI ISDN EUCL (1)	0	0.00000000	0.00000000	0.00000000	0	0	0	N/A
136 Multiline Bus, PRI ISDN, Centrex EUCL (1)	0	0.00000000	0.00000000	0.00000000	0	0	0	N/A
Zone - Other:								
142 Primary Res, Single Line Bus, Lifeline EUCL (1)	0	0.00000000	0.00000000	0.00000000	0	0	0	N/A
144 NonPrimary Residence & BRI ISDN EUCL (1)	0	0.00000000	0.00000000	0.00000000	0	0	0	N/A
146 Multiline Bus, PRI ISDN, Centrex EUCL (1)	0	0.00000000	0.00000000	0.00000000	0	0	0	N/A
Presubscribed Interexchange Carrier Charge (PI)								
155 Multiline Business & PRI ISDN PICC (1)	0	0.00000000	0.00000000	0.00000000	0	0	0	N/A
157 Business Centrex PICC	0	N/A	N/A	N/A	0	0	0	N/A
Carrier Common Line								
161 Terminating CCL Prem.	0	0.00000000	0.00000000	0.00000000	0	0	0	N/A
163 Terminating CCL Non-Prem.	0	0.00000000	0.00000000	0.00000000	0	0	0	N/A
165 Originating CCL Prem.	0	0.00000000	0.00000000	0.00000000	0	0	0	N/A
167 Originating CCL Non-Prem.	0	0.00000000	0.00000000	0.00000000	0	0	0	N/A
180 Other Common Line	N/A	N/A	N/A	N/A	0	0	0	N/A
185 USAC Receipts	0	0.00000000	0.00000000	0.00000000	0	0	0	N/A
Per Minute Revenues					0	0	0	N/A
190 Total Basket	N/A	N/A	N/A	N/A	0	0	0	N/A

Jurisdiction Number: 37

	BASE PERIOD DEMAND	RATES AT LAST PCI UPDATE	CURRENT RATES	PROPOSED RATES	BASE PERIOD DEMAND x RATES AT LAST PCI UPDATE	BASE PERIOD DEMAND x CURRENT RATES	BASE PERIOD DEMAND x PROPOSED RATES	INDEX RESULTS
	(A)	(B)	(C)	(D)	(E)	(F)	(G)	(H)
End User Common Line (EUCL)								
No Zone or Zone A:								
102 Primary Res, Single Line Bus, Lifeline EUCL (1)	0	0.00000000	0.00000000	0.00000000	0	0	0	N/A
104 NonPrimary Residence & BRI ISDN EUCL (1)	0	0.00000000	0.00000000	0.00000000	0	0	0	N/A
106 Multiline Bus, PRI ISDN, Centrex EUCL (1)	0	0.00000000	0.00000000	0.00000000	0	0	0	N/A
108 Special Access Surcharge	0	25.00000000	25.00000000	25.00000000	0	0	0	N/A
109 Other EUCL	N/A	N/A	N/A	N/A	0	0	0	N/A
Zone B:								
112 Primary Res, Single Line Bus, Lifeline EUCL (1)	0	0.00000000	0.00000000	0.00000000	0	0	0	N/A
114 NonPrimary Residence & BRI ISDN EUCL (1)	0	0.00000000	0.00000000	0.00000000	0	0	0	N/A
116 Multiline Bus, PRI ISDN, Centrex EUCL (1)	0	0.00000000	0.00000000	0.00000000	0	0	0	N/A
Zone C:								
122 Primary Res, Single Line Bus, Lifeline EUCL (1)	0	0.00000000	0.00000000	0.00000000	0	0	0	N/A
124 NonPrimary Residence & BRI ISDN EUCL (1)	0	0.00000000	0.00000000	0.00000000	0	0	0	N/A
126 Multiline Bus, PRI ISDN, Centrex EUCL (1)	0	0.00000000	0.00000000	0.00000000	0	0	0	N/A
Zone D:								
132 Primary Res, Single Line Bus, Lifeline EUCL (1)	0	0.00000000	0.00000000	0.00000000	0	0	0	N/A
134 NonPrimary Residence & BRI ISDN EUCL (1)	0	0.00000000	0.00000000	0.00000000	0	0	0	N/A
136 Multiline Bus, PRI ISDN, Centrex EUCL (1)	0	0.00000000	0.00000000	0.00000000	0	0	0	N/A
Zone - Other:								
142 Primary Res, Single Line Bus, Lifeline EUCL (1)	0	0.00000000	0.00000000	0.00000000	0	0	0	N/A
144 NonPrimary Residence & BRI ISDN EUCL (1)	0	0.00000000	0.00000000	0.00000000	0	0	0	N/A
146 Multiline Bus, PRI ISDN, Centrex EUCL (1)	0	0.00000000	0.00000000	0.00000000	0	0	0	N/A
Presubscribed Interexchange Carrier Charge (PI)								
155 Multiline Business & PRI ISDN PICC (1)	0	0.00000000	0.00000000	0.00000000	0	0	0	N/A
157 Business Centrex PICC	0	N/A	N/A	N/A	0	0	0	N/A
Carrier Common Line								
161 Terminating CCL Prem.	0	0.00000000	0.00000000	0.00000000	0	0	0	N/A
163 Terminating CCL Non-Prem.	0	0.00000000	0.00000000	0.00000000	0	0	0	N/A
165 Originating CCL Prem.	0	0.00000000	0.00000000	0.00000000	0	0	0	N/A
167 Originating CCL Non-Prem.	0	0.00000000	0.00000000	0.00000000	0	0	0	N/A
180 Other Common Line	N/A	N/A	N/A	N/A	0	0	0	N/A
185 USAC Receipts	0	0.00000000	0.00000000	0.00000000	0	0	0	N/A
190 Total Basket	N/A	N/A	N/A	N/A	0	0	0	N/A

Jurisdiction Number:

37

RTE-1J ANALYZE

Filing Date: 06/16/2015
 Filing Entity: PTNV
 Transmittal Number: 280
 PTNV 2015 LFAF - (PTNVAN15.xls)
 Page 1 of 40

	BASE PERIOD DEMAND	RATES AT LAST PCI UPDATE	CURRENT RATES	PROPOSED RATES	BASE PERIOD DEMAND x RATES AT LAST PCI UPDATE	BASE PERIOD DEMAND x CURRENT RATES	BASE PERIOD DEMAND x PROPOSED RATES	INDEX RESULTS
	(A)	(B)	(C)	(D)	(E)	(F)	(G)	(H)
End User Common Line (EUCL)								
No Zone or Zone A:								
102 Primary Res, Single Line Bus, Lifeline EUCL (1)	0	0.00000000	0.00000000	0.00000000	0	0	0	N/A
104 NonPrimary Residence & BRI ISDN EUCL (1)	0	0.00000000	0.00000000	0.00000000	0	0	0	N/A
106 Multiline Bus, PRI ISDN, Centrex EUCL (1)	0	0.00000000	0.00000000	0.00000000	0	0	0	N/A
108 Special Access Surcharge	0	25.00000000	25.00000000	25.00000000	0	0	0	N/A
109 Other EUCL	N/A	N/A	N/A	N/A	0	0	0	N/A
Zone B:								
112 Primary Res, Single Line Bus, Lifeline EUCL (1)	0	0.00000000	0.00000000	0.00000000	0	0	0	N/A
114 NonPrimary Residence & BRI ISDN EUCL (1)	0	0.00000000	0.00000000	0.00000000	0	0	0	N/A
116 Multiline Bus, PRI ISDN, Centrex EUCL (1)	0	0.00000000	0.00000000	0.00000000	0	0	0	N/A
Zone C:								
122 Primary Res, Single Line Bus, Lifeline EUCL (1)	0	0.00000000	0.00000000	0.00000000	0	0	0	N/A
124 NonPrimary Residence & BRI ISDN EUCL (1)	0	0.00000000	0.00000000	0.00000000	0	0	0	N/A
126 Multiline Bus, PRI ISDN, Centrex EUCL (1)	0	0.00000000	0.00000000	0.00000000	0	0	0	N/A
Zone D:								
132 Primary Res, Single Line Bus, Lifeline EUCL (1)	0	0.00000000	0.00000000	0.00000000	0	0	0	N/A
134 NonPrimary Residence & BRI ISDN EUCL (1)	0	0.00000000	0.00000000	0.00000000	0	0	0	N/A
136 Multiline Bus, PRI ISDN, Centrex EUCL (1)	0	0.00000000	0.00000000	0.00000000	0	0	0	N/A
Zone - Other:								
142 Primary Res, Single Line Bus, Lifeline EUCL (1)	0	0.00000000	0.00000000	0.00000000	0	0	0	N/A
144 NonPrimary Residence & BRI ISDN EUCL (1)	0	0.00000000	0.00000000	0.00000000	0	0	0	N/A
146 Multiline Bus, PRI ISDN, Centrex EUCL (1)	0	0.00000000	0.00000000	0.00000000	0	0	0	N/A
Presubscribed Interexchange Carrier Charge (PI)								
155 Multiline Business & PRI ISDN PICC (1)	0	0.00000000	0.00000000	0.00000000	0	0	0	N/A
157 Business Centrex PICC	0	N/A	N/A	N/A	0	0	0	N/A
Carrier Common Line								
161 Terminating CCL Prem.	0	0.00000000	0.00000000	0.00000000	0	0	0	N/A
163 Terminating CCL Non-Prem.	0	0.00000000	0.00000000	0.00000000	0	0	0	N/A
165 Originating CCL Prem.	0	0.00000000	0.00000000	0.00000000	0	0	0	N/A
167 Originating CCL Non-Prem.	0	0.00000000	0.00000000	0.00000000	0	0	0	N/A
180 Other Common Line	N/A	N/A	N/A	N/A	0	0	0	N/A
185 USAC Receipts	0	0.00000000	0.00000000	0.00000000	0	0	0	N/A
Per Minute Revenues					0	0	0	N/A
190 Total Basket	N/A	N/A	N/A	N/A	0	0	0	N/A

Note: Enter the first Jurisdiction name or abbreviation in cell D15, the second Jurisdiction name or abbreviation in cell M15, etc.

COSAs with Jurisdictionally Separate SLCs, PICCs, and/
For ILECs with mixed SLC/PICC/CCL pricing methods:

Jurisdiction Number: 12

Price Cap Tariff Review Plan
 Common Line Basket

	BASE PERIOD DEMAND	RATES AT LAST PCI UPDATE	CURRENT RATES	PROPOSED RATES	BASE PERIOD DEMAND x RATES AT LAST PCI UPDATE	BASE PERIOD DEMAND x CURRENT RATES	BASE PERIOD DEMAND x PROPOSED RATES	INDEX RESULTS
	(A)	(B)	(C)	(D)	(E)	(F)	(G)	(H)
End User Common Line (EUCL)								
No Zone or Zone A:								
102 Primary Res, Single Line Bus, Lifeline EUCL (1)	0	0.00000000	0.00000000	0.00000000	0	0	0	N/A
104 NonPrimary Residence & BRI ISDN EUCL (1)	0	0.00000000	0.00000000	0.00000000	0	0	0	N/A
106 Multiline Bus, PRI ISDN, Centrex EUCL (1)	0	0.00000000	0.00000000	0.00000000	0	0	0	N/A
108 Special Access Surcharge	0	25.00000000	25.00000000	25.00000000	0	0	0	N/A
109 Other EUCL	N/A	N/A	N/A	N/A	0	0	0	N/A
Zone B:								
112 Primary Res, Single Line Bus, Lifeline EUCL (1)	0	0.00000000	0.00000000	0.00000000	0	0	0	N/A
114 NonPrimary Residence & BRI ISDN EUCL (1)	0	0.00000000	0.00000000	0.00000000	0	0	0	N/A
116 Multiline Bus, PRI ISDN, Centrex EUCL (1)	0	0.00000000	0.00000000	0.00000000	0	0	0	N/A
Zone C:								
122 Primary Res, Single Line Bus, Lifeline EUCL (1)	0	0.00000000	0.00000000	0.00000000	0	0	0	N/A
124 NonPrimary Residence & BRI ISDN EUCL (1)	0	0.00000000	0.00000000	0.00000000	0	0	0	N/A
126 Multiline Bus, PRI ISDN, Centrex EUCL (1)	0	0.00000000	0.00000000	0.00000000	0	0	0	N/A
Zone D:								
132 Primary Res, Single Line Bus, Lifeline EUCL (1)	0	0.00000000	0.00000000	0.00000000	0	0	0	N/A
134 NonPrimary Residence & BRI ISDN EUCL (1)	0	0.00000000	0.00000000	0.00000000	0	0	0	N/A
136 Multiline Bus, PRI ISDN, Centrex EUCL (1)	0	0.00000000	0.00000000	0.00000000	0	0	0	N/A
Zone - Other:								
142 Primary Res, Single Line Bus, Lifeline EUCL (1)	0	0.00000000	0.00000000	0.00000000	0	0	0	N/A
144 NonPrimary Residence & BRI ISDN EUCL (1)	0	0.00000000	0.00000000	0.00000000	0	0	0	N/A
146 Multiline Bus, PRI ISDN, Centrex EUCL (1)	0	0.00000000	0.00000000	0.00000000	0	0	0	N/A
Presubscribed Interexchange Carrier Charge (PI)								
155 Multiline Business & PRI ISDN PICC (1)	0	0.00000000	0.00000000	0.00000000	0	0	0	N/A
157 Business Centrex PICC	0	N/A	N/A	N/A	0	0	0	N/A
Carrier Common Line								
161 Terminating CCL Prem.	0	0.00000000	0.00000000	0.00000000	0	0	0	N/A
163 Terminating CCL Non-Prem.	0	0.00000000	0.00000000	0.00000000	0	0	0	N/A
165 Originating CCL Prem.	0	0.00000000	0.00000000	0.00000000	0	0	0	N/A
167 Originating CCL Non-Prem.	0	0.00000000	0.00000000	0.00000000	0	0	0	N/A
180 Other Common Line	N/A	N/A	N/A	N/A	0	0	0	N/A
185 USAC Receipts	0	0.00000000	0.00000000	0.00000000	0	0	0	N/A
190 Total Basket	N/A	N/A	N/A	N/A	0	0	0	N/A

Jurisdiction Number:

12

Price Cap Tariff Review Plan
 Common Line Basket

	BASE PERIOD DEMAND	RATES AT LAST PCI UPDATE	CURRENT RATES	PROPOSED RATES	BASE PERIOD DEMAND x RATES AT LAST PCI UPDATE	BASE PERIOD DEMAND x CURRENT RATES	BASE PERIOD DEMAND x PROPOSED RATES	INDEX RESULTS
	(A)	(B)	(C)	(D)	(E)	(F)	(G)	(H)
End User Common Line (EUCL)								
No Zone or Zone A:								
102 Primary Res, Single Line Bus, Lifeline EUCL (1)	0	0.00000000	0.00000000	0.00000000	0	0	0	N/A
104 NonPrimary Residence & BRI ISDN EUCL (1)	0	0.00000000	0.00000000	0.00000000	0	0	0	N/A
106 Multiline Bus, PRI ISDN, Centrex EUCL (1)	0	0.00000000	0.00000000	0.00000000	0	0	0	N/A
108 Special Access Surcharge	0	25.00000000	25.00000000	25.00000000	0	0	0	N/A
109 Other EUCL	N/A	N/A	N/A	N/A	0	0	0	N/A
Zone B:								
112 Primary Res, Single Line Bus, Lifeline EUCL (1)	0	0.00000000	0.00000000	0.00000000	0	0	0	N/A
114 NonPrimary Residence & BRI ISDN EUCL (1)	0	0.00000000	0.00000000	0.00000000	0	0	0	N/A
116 Multiline Bus, PRI ISDN, Centrex EUCL (1)	0	0.00000000	0.00000000	0.00000000	0	0	0	N/A
Zone C:								
122 Primary Res, Single Line Bus, Lifeline EUCL (1)	0	0.00000000	0.00000000	0.00000000	0	0	0	N/A
124 NonPrimary Residence & BRI ISDN EUCL (1)	0	0.00000000	0.00000000	0.00000000	0	0	0	N/A
126 Multiline Bus, PRI ISDN, Centrex EUCL (1)	0	0.00000000	0.00000000	0.00000000	0	0	0	N/A
Zone D:								
132 Primary Res, Single Line Bus, Lifeline EUCL (1)	0	0.00000000	0.00000000	0.00000000	0	0	0	N/A
134 NonPrimary Residence & BRI ISDN EUCL (1)	0	0.00000000	0.00000000	0.00000000	0	0	0	N/A
136 Multiline Bus, PRI ISDN, Centrex EUCL (1)	0	0.00000000	0.00000000	0.00000000	0	0	0	N/A
Zone - Other:								
142 Primary Res, Single Line Bus, Lifeline EUCL (1)	0	0.00000000	0.00000000	0.00000000	0	0	0	N/A
144 NonPrimary Residence & BRI ISDN EUCL (1)	0	0.00000000	0.00000000	0.00000000	0	0	0	N/A
146 Multiline Bus, PRI ISDN, Centrex EUCL (1)	0	0.00000000	0.00000000	0.00000000	0	0	0	N/A
Presubscribed Interexchange Carrier Charge (PI)								
155 Multiline Business & PRI ISDN PICC (1)	0	0.00000000	0.00000000	0.00000000	0	0	0	N/A
157 Business Centrex PICC	0	N/A	N/A	N/A	0	0	0	N/A
Carrier Common Line								
161 Terminating CCL Prem.	0	0.00000000	0.00000000	0.00000000	0	0	0	N/A
163 Terminating CCL Non-Prem.	0	0.00000000	0.00000000	0.00000000	0	0	0	N/A
165 Originating CCL Prem.	0	0.00000000	0.00000000	0.00000000	0	0	0	N/A
167 Originating CCL Non-Prem.	0	0.00000000	0.00000000	0.00000000	0	0	0	N/A
180 Other Common Line	N/A	N/A	N/A	N/A	0	0	0	N/A
185 USAC Receipts	0	0.00000000	0.00000000	0.00000000	0	0	0	N/A
Per Minute Revenues					0	0	0	N/A
190 Total Basket	N/A	N/A	N/A	N/A	0	0	0	N/A

Jurisdiction Number: 38

	BASE PERIOD DEMAND	RATES AT LAST PCI UPDATE	CURRENT RATES	PROPOSED RATES	BASE PERIOD DEMAND x RATES AT LAST PCI UPDATE	BASE PERIOD DEMAND x CURRENT RATES	BASE PERIOD DEMAND x PROPOSED RATES	INDEX RESULTS
	(A)	(B)	(C)	(D)	(E)	(F)	(G)	(H)
End User Common Line (EUCL)								
No Zone or Zone A:								
102 Primary Res, Single Line Bus, Lifeline EUCL (1)	0	0.00000000	0.00000000	0.00000000	0	0	0	N/A
104 NonPrimary Residence & BRI ISDN EUCL (1)	0	0.00000000	0.00000000	0.00000000	0	0	0	N/A
106 Multiline Bus, PRI ISDN, Centrex EUCL (1)	0	0.00000000	0.00000000	0.00000000	0	0	0	N/A
108 Special Access Surcharge	0	25.00000000	25.00000000	25.00000000	0	0	0	N/A
109 Other EUCL	N/A	N/A	N/A	N/A	0	0	0	N/A
Zone B:								
112 Primary Res, Single Line Bus, Lifeline EUCL (1)	0	0.00000000	0.00000000	0.00000000	0	0	0	N/A
114 NonPrimary Residence & BRI ISDN EUCL (1)	0	0.00000000	0.00000000	0.00000000	0	0	0	N/A
116 Multiline Bus, PRI ISDN, Centrex EUCL (1)	0	0.00000000	0.00000000	0.00000000	0	0	0	N/A
Zone C:								
122 Primary Res, Single Line Bus, Lifeline EUCL (1)	0	0.00000000	0.00000000	0.00000000	0	0	0	N/A
124 NonPrimary Residence & BRI ISDN EUCL (1)	0	0.00000000	0.00000000	0.00000000	0	0	0	N/A
126 Multiline Bus, PRI ISDN, Centrex EUCL (1)	0	0.00000000	0.00000000	0.00000000	0	0	0	N/A
Zone D:								
132 Primary Res, Single Line Bus, Lifeline EUCL (1)	0	0.00000000	0.00000000	0.00000000	0	0	0	N/A
134 NonPrimary Residence & BRI ISDN EUCL (1)	0	0.00000000	0.00000000	0.00000000	0	0	0	N/A
136 Multiline Bus, PRI ISDN, Centrex EUCL (1)	0	0.00000000	0.00000000	0.00000000	0	0	0	N/A
Zone - Other:								
142 Primary Res, Single Line Bus, Lifeline EUCL (1)	0	0.00000000	0.00000000	0.00000000	0	0	0	N/A
144 NonPrimary Residence & BRI ISDN EUCL (1)	0	0.00000000	0.00000000	0.00000000	0	0	0	N/A
146 Multiline Bus, PRI ISDN, Centrex EUCL (1)	0	0.00000000	0.00000000	0.00000000	0	0	0	N/A
Presubscribed Interexchange Carrier Charge (PI)								
155 Multiline Business & PRI ISDN PICC (1)	0	0.00000000	0.00000000	0.00000000	0	0	0	N/A
157 Business Centrex PICC	0	N/A	N/A	N/A	0	0	0	N/A
Carrier Common Line								
161 Terminating CCL Prem.	0	0.00000000	0.00000000	0.00000000	0	0	0	N/A
163 Terminating CCL Non-Prem.	0	0.00000000	0.00000000	0.00000000	0	0	0	N/A
165 Originating CCL Prem.	0	0.00000000	0.00000000	0.00000000	0	0	0	N/A
167 Originating CCL Non-Prem.	0	0.00000000	0.00000000	0.00000000	0	0	0	N/A
180 Other Common Line	N/A	N/A	N/A	N/A	0	0	0	N/A
185 USAC Receipts	0	0.00000000	0.00000000	0.00000000	0	0	0	N/A
190 Total Basket	N/A	N/A	N/A	N/A	0	0	0	N/A

Jurisdiction Number:

38

	BASE PERIOD DEMAND	RATES AT LAST PCI UPDATE	CURRENT RATES	PROPOSED RATES	BASE PERIOD DEMAND x RATES AT LAST PCI UPDATE	BASE PERIOD DEMAND x CURRENT RATES	BASE PERIOD DEMAND x PROPOSED RATES	INDEX RESULTS
	(A)	(B)	(C)	(D)	(E)	(F)	(G)	(H)
End User Common Line (EUCL)								
No Zone or Zone A:								
102 Primary Res, Single Line Bus, Lifeline EUCL (1)	0	0.00000000	0.00000000	0.00000000	0	0	0	N/A
104 NonPrimary Residence & BRI ISDN EUCL (1)	0	0.00000000	0.00000000	0.00000000	0	0	0	N/A
106 Multiline Bus, PRI ISDN, Centrex EUCL (1)	0	0.00000000	0.00000000	0.00000000	0	0	0	N/A
108 Special Access Surcharge	0	25.00000000	25.00000000	25.00000000	0	0	0	N/A
109 Other EUCL	N/A	N/A	N/A	N/A	0	0	0	N/A
Zone B:								
112 Primary Res, Single Line Bus, Lifeline EUCL (1)	0	0.00000000	0.00000000	0.00000000	0	0	0	N/A
114 NonPrimary Residence & BRI ISDN EUCL (1)	0	0.00000000	0.00000000	0.00000000	0	0	0	N/A
116 Multiline Bus, PRI ISDN, Centrex EUCL (1)	0	0.00000000	0.00000000	0.00000000	0	0	0	N/A
Zone C:								
122 Primary Res, Single Line Bus, Lifeline EUCL (1)	0	0.00000000	0.00000000	0.00000000	0	0	0	N/A
124 NonPrimary Residence & BRI ISDN EUCL (1)	0	0.00000000	0.00000000	0.00000000	0	0	0	N/A
126 Multiline Bus, PRI ISDN, Centrex EUCL (1)	0	0.00000000	0.00000000	0.00000000	0	0	0	N/A
Zone D:								
132 Primary Res, Single Line Bus, Lifeline EUCL (1)	0	0.00000000	0.00000000	0.00000000	0	0	0	N/A
134 NonPrimary Residence & BRI ISDN EUCL (1)	0	0.00000000	0.00000000	0.00000000	0	0	0	N/A
136 Multiline Bus, PRI ISDN, Centrex EUCL (1)	0	0.00000000	0.00000000	0.00000000	0	0	0	N/A
Zone - Other:								
142 Primary Res, Single Line Bus, Lifeline EUCL (1)	0	0.00000000	0.00000000	0.00000000	0	0	0	N/A
144 NonPrimary Residence & BRI ISDN EUCL (1)	0	0.00000000	0.00000000	0.00000000	0	0	0	N/A
146 Multiline Bus, PRI ISDN, Centrex EUCL (1)	0	0.00000000	0.00000000	0.00000000	0	0	0	N/A
Presubscribed Interexchange Carrier Charge (PI)								
155 Multiline Business & PRI ISDN PICC (1)	0	0.00000000	0.00000000	0.00000000	0	0	0	N/A
157 Business Centrex PICC	0	N/A	N/A	N/A	0	0	0	N/A
Carrier Common Line								
161 Terminating CCL Prem.	0	0.00000000	0.00000000	0.00000000	0	0	0	N/A
163 Terminating CCL Non-Prem.	0	0.00000000	0.00000000	0.00000000	0	0	0	N/A
165 Originating CCL Prem.	0	0.00000000	0.00000000	0.00000000	0	0	0	N/A
167 Originating CCL Non-Prem.	0	0.00000000	0.00000000	0.00000000	0	0	0	N/A
180 Other Common Line	N/A	N/A	N/A	N/A	0	0	0	N/A
185 USAC Receipts	0	0.00000000	0.00000000	0.00000000	0	0	0	N/A
Per Minute Revenues					0	0	0	N/A
190 Total Basket	N/A	N/A	N/A	N/A	0	0	0	N/A

Note: Enter the first Jurisdiction name or abbreviation in cell D15, the second Jurisdiction name or abbreviation in cell M15, etc.

COSAs with Jurisdictionally Separate SLCs, PICCs, and/
For ILECs with mixed SLC/PICC/CCL pricing methods:

Jurisdiction Number: 13

Price Cap Tariff Review Plan
 Common Line Basket

	BASE PERIOD DEMAND	RATES AT LAST PCI UPDATE	CURRENT RATES	PROPOSED RATES	BASE PERIOD DEMAND x RATES AT LAST PCI UPDATE	BASE PERIOD DEMAND x CURRENT RATES	BASE PERIOD DEMAND x PROPOSED RATES	INDEX RESULTS
	(A)	(B)	(C)	(D)	(E)	(F)	(G)	(H)
End User Common Line (EUCL)								
No Zone or Zone A:								
102 Primary Res, Single Line Bus, Lifeline EUCL (1)	0	0.00000000	0.00000000	0.00000000	0	0	0	N/A
104 NonPrimary Residence & BRI ISDN EUCL (1)	0	0.00000000	0.00000000	0.00000000	0	0	0	N/A
106 Multiline Bus, PRI ISDN, Centrex EUCL (1)	0	0.00000000	0.00000000	0.00000000	0	0	0	N/A
108 Special Access Surcharge	0	25.00000000	25.00000000	25.00000000	0	0	0	N/A
109 Other EUCL	N/A	N/A	N/A	N/A	0	0	0	N/A
Zone B:								
112 Primary Res, Single Line Bus, Lifeline EUCL (1)	0	0.00000000	0.00000000	0.00000000	0	0	0	N/A
114 NonPrimary Residence & BRI ISDN EUCL (1)	0	0.00000000	0.00000000	0.00000000	0	0	0	N/A
116 Multiline Bus, PRI ISDN, Centrex EUCL (1)	0	0.00000000	0.00000000	0.00000000	0	0	0	N/A
Zone C:								
122 Primary Res, Single Line Bus, Lifeline EUCL (1)	0	0.00000000	0.00000000	0.00000000	0	0	0	N/A
124 NonPrimary Residence & BRI ISDN EUCL (1)	0	0.00000000	0.00000000	0.00000000	0	0	0	N/A
126 Multiline Bus, PRI ISDN, Centrex EUCL (1)	0	0.00000000	0.00000000	0.00000000	0	0	0	N/A
Zone D:								
132 Primary Res, Single Line Bus, Lifeline EUCL (1)	0	0.00000000	0.00000000	0.00000000	0	0	0	N/A
134 NonPrimary Residence & BRI ISDN EUCL (1)	0	0.00000000	0.00000000	0.00000000	0	0	0	N/A
136 Multiline Bus, PRI ISDN, Centrex EUCL (1)	0	0.00000000	0.00000000	0.00000000	0	0	0	N/A
Zone - Other:								
142 Primary Res, Single Line Bus, Lifeline EUCL (1)	0	0.00000000	0.00000000	0.00000000	0	0	0	N/A
144 NonPrimary Residence & BRI ISDN EUCL (1)	0	0.00000000	0.00000000	0.00000000	0	0	0	N/A
146 Multiline Bus, PRI ISDN, Centrex EUCL (1)	0	0.00000000	0.00000000	0.00000000	0	0	0	N/A
Presubscribed Interexchange Carrier Charge (PI)								
155 Multiline Business & PRI ISDN PICC (1)	0	0.00000000	0.00000000	0.00000000	0	0	0	N/A
157 Business Centrex PICC	0	N/A	N/A	N/A	0	0	0	N/A
Carrier Common Line								
161 Terminating CCL Prem.	0	0.00000000	0.00000000	0.00000000	0	0	0	N/A
163 Terminating CCL Non-Prem.	0	0.00000000	0.00000000	0.00000000	0	0	0	N/A
165 Originating CCL Prem.	0	0.00000000	0.00000000	0.00000000	0	0	0	N/A
167 Originating CCL Non-Prem.	0	0.00000000	0.00000000	0.00000000	0	0	0	N/A
180 Other Common Line	N/A	N/A	N/A	N/A	0	0	0	N/A
185 USAC Receipts	0	0.00000000	0.00000000	0.00000000	0	0	0	N/A
190 Total Basket	N/A	N/A	N/A	N/A	0	0	0	N/A

Jurisdiction Number:

13

Price Cap Tariff Review Plan
Common Line Basket

	BASE PERIOD DEMAND	RATES AT LAST PCI UPDATE	CURRENT RATES	PROPOSED RATES	BASE PERIOD DEMAND x RATES AT LAST PCI UPDATE	BASE PERIOD DEMAND x CURRENT RATES	BASE PERIOD DEMAND x PROPOSED RATES	INDEX RESULTS
	(A)	(B)	(C)	(D)	(E)	(F)	(G)	(H)
End User Common Line (EUCL)								
No Zone or Zone A:								
102 Primary Res, Single Line Bus, Lifeline EUCL (1)	0	0.00000000	0.00000000	0.00000000	0	0	0	N/A
104 NonPrimary Residence & BRI ISDN EUCL (1)	0	0.00000000	0.00000000	0.00000000	0	0	0	N/A
106 Multiline Bus, PRI ISDN, Centrex EUCL (1)	0	0.00000000	0.00000000	0.00000000	0	0	0	N/A
108 Special Access Surcharge	0	25.00000000	25.00000000	25.00000000	0	0	0	N/A
109 Other EUCL	N/A	N/A	N/A	N/A	0	0	0	N/A
Zone B:								
112 Primary Res, Single Line Bus, Lifeline EUCL (1)	0	0.00000000	0.00000000	0.00000000	0	0	0	N/A
114 NonPrimary Residence & BRI ISDN EUCL (1)	0	0.00000000	0.00000000	0.00000000	0	0	0	N/A
116 Multiline Bus, PRI ISDN, Centrex EUCL (1)	0	0.00000000	0.00000000	0.00000000	0	0	0	N/A
Zone C:								
122 Primary Res, Single Line Bus, Lifeline EUCL (1)	0	0.00000000	0.00000000	0.00000000	0	0	0	N/A
124 NonPrimary Residence & BRI ISDN EUCL (1)	0	0.00000000	0.00000000	0.00000000	0	0	0	N/A
126 Multiline Bus, PRI ISDN, Centrex EUCL (1)	0	0.00000000	0.00000000	0.00000000	0	0	0	N/A
Zone D:								
132 Primary Res, Single Line Bus, Lifeline EUCL (1)	0	0.00000000	0.00000000	0.00000000	0	0	0	N/A
134 NonPrimary Residence & BRI ISDN EUCL (1)	0	0.00000000	0.00000000	0.00000000	0	0	0	N/A
136 Multiline Bus, PRI ISDN, Centrex EUCL (1)	0	0.00000000	0.00000000	0.00000000	0	0	0	N/A
Zone - Other:								
142 Primary Res, Single Line Bus, Lifeline EUCL (1)	0	0.00000000	0.00000000	0.00000000	0	0	0	N/A
144 NonPrimary Residence & BRI ISDN EUCL (1)	0	0.00000000	0.00000000	0.00000000	0	0	0	N/A
146 Multiline Bus, PRI ISDN, Centrex EUCL (1)	0	0.00000000	0.00000000	0.00000000	0	0	0	N/A
Presubscribed Interexchange Carrier Charge (PI)								
155 Multiline Business & PRI ISDN PICC (1)	0	0.00000000	0.00000000	0.00000000	0	0	0	N/A
157 Business Centrex PICC	0	N/A	N/A	N/A	0	0	0	N/A
Carrier Common Line								
161 Terminating CCL Prem.	0	0.00000000	0.00000000	0.00000000	0	0	0	N/A
163 Terminating CCL Non-Prem.	0	0.00000000	0.00000000	0.00000000	0	0	0	N/A
165 Originating CCL Prem.	0	0.00000000	0.00000000	0.00000000	0	0	0	N/A
167 Originating CCL Non-Prem.	0	0.00000000	0.00000000	0.00000000	0	0	0	N/A
180 Other Common Line	N/A	N/A	N/A	N/A	0	0	0	N/A
185 USAC Receipts	0	0.00000000	0.00000000	0.00000000	0	0	0	N/A
Per Minute Revenues					0	0	0	N/A
190 Total Basket	N/A	N/A	N/A	N/A	0	0	0	N/A

Jurisdiction Number: 39

	BASE PERIOD DEMAND	RATES AT LAST PCI UPDATE	CURRENT RATES	PROPOSED RATES	BASE PERIOD DEMAND x RATES AT LAST PCI UPDATE	BASE PERIOD DEMAND x CURRENT RATES	BASE PERIOD DEMAND x PROPOSED RATES	INDEX RESULTS
	(A)	(B)	(C)	(D)	(E)	(F)	(G)	(H)
End User Common Line (EUCL)								
No Zone or Zone A:								
102 Primary Res, Single Line Bus, Lifeline EUCL (1)	0	0.00000000	0.00000000	0.00000000	0	0	0	N/A
104 NonPrimary Residence & BRI ISDN EUCL (1)	0	0.00000000	0.00000000	0.00000000	0	0	0	N/A
106 Multiline Bus, PRI ISDN, Centrex EUCL (1)	0	0.00000000	0.00000000	0.00000000	0	0	0	N/A
108 Special Access Surcharge	0	25.00000000	25.00000000	25.00000000	0	0	0	N/A
109 Other EUCL	N/A	N/A	N/A	N/A	0	0	0	N/A
Zone B:								
112 Primary Res, Single Line Bus, Lifeline EUCL (1)	0	0.00000000	0.00000000	0.00000000	0	0	0	N/A
114 NonPrimary Residence & BRI ISDN EUCL (1)	0	0.00000000	0.00000000	0.00000000	0	0	0	N/A
116 Multiline Bus, PRI ISDN, Centrex EUCL (1)	0	0.00000000	0.00000000	0.00000000	0	0	0	N/A
Zone C:								
122 Primary Res, Single Line Bus, Lifeline EUCL (1)	0	0.00000000	0.00000000	0.00000000	0	0	0	N/A
124 NonPrimary Residence & BRI ISDN EUCL (1)	0	0.00000000	0.00000000	0.00000000	0	0	0	N/A
126 Multiline Bus, PRI ISDN, Centrex EUCL (1)	0	0.00000000	0.00000000	0.00000000	0	0	0	N/A
Zone D:								
132 Primary Res, Single Line Bus, Lifeline EUCL (1)	0	0.00000000	0.00000000	0.00000000	0	0	0	N/A
134 NonPrimary Residence & BRI ISDN EUCL (1)	0	0.00000000	0.00000000	0.00000000	0	0	0	N/A
136 Multiline Bus, PRI ISDN, Centrex EUCL (1)	0	0.00000000	0.00000000	0.00000000	0	0	0	N/A
Zone - Other:								
142 Primary Res, Single Line Bus, Lifeline EUCL (1)	0	0.00000000	0.00000000	0.00000000	0	0	0	N/A
144 NonPrimary Residence & BRI ISDN EUCL (1)	0	0.00000000	0.00000000	0.00000000	0	0	0	N/A
146 Multiline Bus, PRI ISDN, Centrex EUCL (1)	0	0.00000000	0.00000000	0.00000000	0	0	0	N/A
Presubscribed Interexchange Carrier Charge (PI)								
155 Multiline Business & PRI ISDN PICC (1)	0	0.00000000	0.00000000	0.00000000	0	0	0	N/A
157 Business Centrex PICC	0	N/A	N/A	N/A	0	0	0	N/A
Carrier Common Line								
161 Terminating CCL Prem.	0	0.00000000	0.00000000	0.00000000	0	0	0	N/A
163 Terminating CCL Non-Prem.	0	0.00000000	0.00000000	0.00000000	0	0	0	N/A
165 Originating CCL Prem.	0	0.00000000	0.00000000	0.00000000	0	0	0	N/A
167 Originating CCL Non-Prem.	0	0.00000000	0.00000000	0.00000000	0	0	0	N/A
180 Other Common Line	N/A	N/A	N/A	N/A	0	0	0	N/A
185 USAC Receipts	0	0.00000000	0.00000000	0.00000000	0	0	0	N/A
190 Total Basket	N/A	N/A	N/A	N/A	0	0	0	N/A

Jurisdiction Number:

39

RTE-1J ANALYZE

Filing Date: 06/16/2015
 Filing Entity: PTNV
 Transmittal Number: 280
 PTNV 2015 LFAF - (PTNVAN15.xls)
 Page 1 of 40

	BASE PERIOD DEMAND	RATES AT LAST PCI UPDATE	CURRENT RATES	PROPOSED RATES	BASE PERIOD DEMAND x RATES AT LAST PCI UPDATE	BASE PERIOD DEMAND x CURRENT RATES	BASE PERIOD DEMAND x PROPOSED RATES	INDEX RESULTS
	(A)	(B)	(C)	(D)	(E)	(F)	(G)	(H)
End User Common Line (EUCL)								
No Zone or Zone A:								
102 Primary Res, Single Line Bus, Lifeline EUCL (1)	0	0.00000000	0.00000000	0.00000000	0	0	0	N/A
104 NonPrimary Residence & BRI ISDN EUCL (1)	0	0.00000000	0.00000000	0.00000000	0	0	0	N/A
106 Multiline Bus, PRI ISDN, Centrex EUCL (1)	0	0.00000000	0.00000000	0.00000000	0	0	0	N/A
108 Special Access Surcharge	0	25.00000000	25.00000000	25.00000000	0	0	0	N/A
109 Other EUCL	N/A	N/A	N/A	N/A	0	0	0	N/A
Zone B:								
112 Primary Res, Single Line Bus, Lifeline EUCL (1)	0	0.00000000	0.00000000	0.00000000	0	0	0	N/A
114 NonPrimary Residence & BRI ISDN EUCL (1)	0	0.00000000	0.00000000	0.00000000	0	0	0	N/A
116 Multiline Bus, PRI ISDN, Centrex EUCL (1)	0	0.00000000	0.00000000	0.00000000	0	0	0	N/A
Zone C:								
122 Primary Res, Single Line Bus, Lifeline EUCL (1)	0	0.00000000	0.00000000	0.00000000	0	0	0	N/A
124 NonPrimary Residence & BRI ISDN EUCL (1)	0	0.00000000	0.00000000	0.00000000	0	0	0	N/A
126 Multiline Bus, PRI ISDN, Centrex EUCL (1)	0	0.00000000	0.00000000	0.00000000	0	0	0	N/A
Zone D:								
132 Primary Res, Single Line Bus, Lifeline EUCL (1)	0	0.00000000	0.00000000	0.00000000	0	0	0	N/A
134 NonPrimary Residence & BRI ISDN EUCL (1)	0	0.00000000	0.00000000	0.00000000	0	0	0	N/A
136 Multiline Bus, PRI ISDN, Centrex EUCL (1)	0	0.00000000	0.00000000	0.00000000	0	0	0	N/A
Zone - Other:								
142 Primary Res, Single Line Bus, Lifeline EUCL (1)	0	0.00000000	0.00000000	0.00000000	0	0	0	N/A
144 NonPrimary Residence & BRI ISDN EUCL (1)	0	0.00000000	0.00000000	0.00000000	0	0	0	N/A
146 Multiline Bus, PRI ISDN, Centrex EUCL (1)	0	0.00000000	0.00000000	0.00000000	0	0	0	N/A
Presubscribed Interexchange Carrier Charge (PI)								
155 Multiline Business & PRI ISDN PICC (1)	0	0.00000000	0.00000000	0.00000000	0	0	0	N/A
157 Business Centrex PICC	0	N/A	N/A	N/A	0	0	0	N/A
Carrier Common Line								
161 Terminating CCL Prem.	0	0.00000000	0.00000000	0.00000000	0	0	0	N/A
163 Terminating CCL Non-Prem.	0	0.00000000	0.00000000	0.00000000	0	0	0	N/A
165 Originating CCL Prem.	0	0.00000000	0.00000000	0.00000000	0	0	0	N/A
167 Originating CCL Non-Prem.	0	0.00000000	0.00000000	0.00000000	0	0	0	N/A
180 Other Common Line	N/A	N/A	N/A	N/A	0	0	0	N/A
185 USAC Receipts	0	0.00000000	0.00000000	0.00000000	0	0	0	N/A
Per Minute Revenues					0	0	0	N/A
190 Total Basket	N/A	N/A	N/A	N/A	0	0	0	N/A

Note: Enter the first Jurisdiction name or abbreviation in cell D15, the second Jurisdiction name or abbreviation in cell M15, etc.

COSAs with Jurisdictionally Separate SLCs, PICCs, and/
For ILECs with mixed SLC/PICC/CCL pricing methods:

Jurisdiction Number: 14

Price Cap Tariff Review Plan
 Common Line Basket

	BASE PERIOD DEMAND	RATES AT LAST PCI UPDATE	CURRENT RATES	PROPOSED RATES	BASE PERIOD DEMAND x RATES AT LAST PCI UPDATE	BASE PERIOD DEMAND x CURRENT RATES	BASE PERIOD DEMAND x PROPOSED RATES	INDEX RESULTS
	(A)	(B)	(C)	(D)	(E)	(F)	(G)	(H)
End User Common Line (EUCL)								
No Zone or Zone A:								
102 Primary Res, Single Line Bus, Lifeline EUCL (1)	0	0.00000000	0.00000000	0.00000000	0	0	0	N/A
104 NonPrimary Residence & BRI ISDN EUCL (1)	0	0.00000000	0.00000000	0.00000000	0	0	0	N/A
106 Multiline Bus, PRI ISDN, Centrex EUCL (1)	0	0.00000000	0.00000000	0.00000000	0	0	0	N/A
108 Special Access Surcharge	0	25.00000000	25.00000000	25.00000000	0	0	0	N/A
109 Other EUCL	N/A	N/A	N/A	N/A	0	0	0	N/A
Zone B:								
112 Primary Res, Single Line Bus, Lifeline EUCL (1)	0	0.00000000	0.00000000	0.00000000	0	0	0	N/A
114 NonPrimary Residence & BRI ISDN EUCL (1)	0	0.00000000	0.00000000	0.00000000	0	0	0	N/A
116 Multiline Bus, PRI ISDN, Centrex EUCL (1)	0	0.00000000	0.00000000	0.00000000	0	0	0	N/A
Zone C:								
122 Primary Res, Single Line Bus, Lifeline EUCL (1)	0	0.00000000	0.00000000	0.00000000	0	0	0	N/A
124 NonPrimary Residence & BRI ISDN EUCL (1)	0	0.00000000	0.00000000	0.00000000	0	0	0	N/A
126 Multiline Bus, PRI ISDN, Centrex EUCL (1)	0	0.00000000	0.00000000	0.00000000	0	0	0	N/A
Zone D:								
132 Primary Res, Single Line Bus, Lifeline EUCL (1)	0	0.00000000	0.00000000	0.00000000	0	0	0	N/A
134 NonPrimary Residence & BRI ISDN EUCL (1)	0	0.00000000	0.00000000	0.00000000	0	0	0	N/A
136 Multiline Bus, PRI ISDN, Centrex EUCL (1)	0	0.00000000	0.00000000	0.00000000	0	0	0	N/A
Zone - Other:								
142 Primary Res, Single Line Bus, Lifeline EUCL (1)	0	0.00000000	0.00000000	0.00000000	0	0	0	N/A
144 NonPrimary Residence & BRI ISDN EUCL (1)	0	0.00000000	0.00000000	0.00000000	0	0	0	N/A
146 Multiline Bus, PRI ISDN, Centrex EUCL (1)	0	0.00000000	0.00000000	0.00000000	0	0	0	N/A
Presubscribed Interexchange Carrier Charge (PI)								
155 Multiline Business & PRI ISDN PICC (1)	0	0.00000000	0.00000000	0.00000000	0	0	0	N/A
157 Business Centrex PICC	0	N/A	N/A	N/A	0	0	0	N/A
Carrier Common Line								
161 Terminating CCL Prem.	0	0.00000000	0.00000000	0.00000000	0	0	0	N/A
163 Terminating CCL Non-Prem.	0	0.00000000	0.00000000	0.00000000	0	0	0	N/A
165 Originating CCL Prem.	0	0.00000000	0.00000000	0.00000000	0	0	0	N/A
167 Originating CCL Non-Prem.	0	0.00000000	0.00000000	0.00000000	0	0	0	N/A
180 Other Common Line	N/A	N/A	N/A	N/A	0	0	0	N/A
185 USAC Receipts	0	0.00000000	0.00000000	0.00000000	0	0	0	N/A
190 Total Basket	N/A	N/A	N/A	N/A	0	0	0	N/A

Jurisdiction Number:

14

Price Cap Tariff Review Plan
Common Line Basket

	BASE PERIOD DEMAND	RATES AT LAST PCI UPDATE	CURRENT RATES	PROPOSED RATES	BASE PERIOD DEMAND x RATES AT LAST PCI UPDATE	BASE PERIOD DEMAND x CURRENT RATES	BASE PERIOD DEMAND x PROPOSED RATES	INDEX RESULTS
	(A)	(B)	(C)	(D)	(E)	(F)	(G)	(H)
End User Common Line (EUCL)								
No Zone or Zone A:								
102 Primary Res, Single Line Bus, Lifeline EUCL (1)	0	0.00000000	0.00000000	0.00000000	0	0	0	N/A
104 NonPrimary Residence & BRI ISDN EUCL (1)	0	0.00000000	0.00000000	0.00000000	0	0	0	N/A
106 Multiline Bus, PRI ISDN, Centrex EUCL (1)	0	0.00000000	0.00000000	0.00000000	0	0	0	N/A
108 Special Access Surcharge	0	25.00000000	25.00000000	25.00000000	0	0	0	N/A
109 Other EUCL	N/A	N/A	N/A	N/A	0	0	0	N/A
Zone B:								
112 Primary Res, Single Line Bus, Lifeline EUCL (1)	0	0.00000000	0.00000000	0.00000000	0	0	0	N/A
114 NonPrimary Residence & BRI ISDN EUCL (1)	0	0.00000000	0.00000000	0.00000000	0	0	0	N/A
116 Multiline Bus, PRI ISDN, Centrex EUCL (1)	0	0.00000000	0.00000000	0.00000000	0	0	0	N/A
Zone C:								
122 Primary Res, Single Line Bus, Lifeline EUCL (1)	0	0.00000000	0.00000000	0.00000000	0	0	0	N/A
124 NonPrimary Residence & BRI ISDN EUCL (1)	0	0.00000000	0.00000000	0.00000000	0	0	0	N/A
126 Multiline Bus, PRI ISDN, Centrex EUCL (1)	0	0.00000000	0.00000000	0.00000000	0	0	0	N/A
Zone D:								
132 Primary Res, Single Line Bus, Lifeline EUCL (1)	0	0.00000000	0.00000000	0.00000000	0	0	0	N/A
134 NonPrimary Residence & BRI ISDN EUCL (1)	0	0.00000000	0.00000000	0.00000000	0	0	0	N/A
136 Multiline Bus, PRI ISDN, Centrex EUCL (1)	0	0.00000000	0.00000000	0.00000000	0	0	0	N/A
Zone - Other:								
142 Primary Res, Single Line Bus, Lifeline EUCL (1)	0	0.00000000	0.00000000	0.00000000	0	0	0	N/A
144 NonPrimary Residence & BRI ISDN EUCL (1)	0	0.00000000	0.00000000	0.00000000	0	0	0	N/A
146 Multiline Bus, PRI ISDN, Centrex EUCL (1)	0	0.00000000	0.00000000	0.00000000	0	0	0	N/A
Presubscribed Interexchange Carrier Charge (PI)								
155 Multiline Business & PRI ISDN PICC (1)	0	0.00000000	0.00000000	0.00000000	0	0	0	N/A
157 Business Centrex PICC	0	N/A	N/A	N/A	0	0	0	N/A
Carrier Common Line								
161 Terminating CCL Prem.	0	0.00000000	0.00000000	0.00000000	0	0	0	N/A
163 Terminating CCL Non-Prem.	0	0.00000000	0.00000000	0.00000000	0	0	0	N/A
165 Originating CCL Prem.	0	0.00000000	0.00000000	0.00000000	0	0	0	N/A
167 Originating CCL Non-Prem.	0	0.00000000	0.00000000	0.00000000	0	0	0	N/A
180 Other Common Line	N/A	N/A	N/A	N/A	0	0	0	N/A
185 USAC Receipts	0	0.00000000	0.00000000	0.00000000	0	0	0	N/A
Per Minute Revenues					0	0	0	N/A
190 Total Basket	N/A	N/A	N/A	N/A	0	0	0	N/A

Jurisdiction Number: 40

	BASE PERIOD DEMAND	RATES AT LAST PCI UPDATE	CURRENT RATES	PROPOSED RATES	BASE PERIOD DEMAND x RATES AT LAST PCI UPDATE	BASE PERIOD DEMAND x CURRENT RATES	BASE PERIOD DEMAND x PROPOSED RATES	INDEX RESULTS
	(A)	(B)	(C)	(D)	(E)	(F)	(G)	(H)
End User Common Line (EUCL)								
No Zone or Zone A:								
102 Primary Res, Single Line Bus, Lifeline EUCL (1)	0	0.00000000	0.00000000	0.00000000	0	0	0	N/A
104 NonPrimary Residence & BRI ISDN EUCL (1)	0	0.00000000	0.00000000	0.00000000	0	0	0	N/A
106 Multiline Bus, PRI ISDN, Centrex EUCL (1)	0	0.00000000	0.00000000	0.00000000	0	0	0	N/A
108 Special Access Surcharge	0	25.00000000	25.00000000	25.00000000	0	0	0	N/A
109 Other EUCL	N/A	N/A	N/A	N/A	0	0	0	N/A
Zone B:								
112 Primary Res, Single Line Bus, Lifeline EUCL (1)	0	0.00000000	0.00000000	0.00000000	0	0	0	N/A
114 NonPrimary Residence & BRI ISDN EUCL (1)	0	0.00000000	0.00000000	0.00000000	0	0	0	N/A
116 Multiline Bus, PRI ISDN, Centrex EUCL (1)	0	0.00000000	0.00000000	0.00000000	0	0	0	N/A
Zone C:								
122 Primary Res, Single Line Bus, Lifeline EUCL (1)	0	0.00000000	0.00000000	0.00000000	0	0	0	N/A
124 NonPrimary Residence & BRI ISDN EUCL (1)	0	0.00000000	0.00000000	0.00000000	0	0	0	N/A
126 Multiline Bus, PRI ISDN, Centrex EUCL (1)	0	0.00000000	0.00000000	0.00000000	0	0	0	N/A
Zone D:								
132 Primary Res, Single Line Bus, Lifeline EUCL (1)	0	0.00000000	0.00000000	0.00000000	0	0	0	N/A
134 NonPrimary Residence & BRI ISDN EUCL (1)	0	0.00000000	0.00000000	0.00000000	0	0	0	N/A
136 Multiline Bus, PRI ISDN, Centrex EUCL (1)	0	0.00000000	0.00000000	0.00000000	0	0	0	N/A
Zone - Other:								
142 Primary Res, Single Line Bus, Lifeline EUCL (1)	0	0.00000000	0.00000000	0.00000000	0	0	0	N/A
144 NonPrimary Residence & BRI ISDN EUCL (1)	0	0.00000000	0.00000000	0.00000000	0	0	0	N/A
146 Multiline Bus, PRI ISDN, Centrex EUCL (1)	0	0.00000000	0.00000000	0.00000000	0	0	0	N/A
Presubscribed Interexchange Carrier Charge (PI)								
155 Multiline Business & PRI ISDN PICC (1)	0	0.00000000	0.00000000	0.00000000	0	0	0	N/A
157 Business Centrex PICC	0	N/A	N/A	N/A	0	0	0	N/A
Carrier Common Line								
161 Terminating CCL Prem.	0	0.00000000	0.00000000	0.00000000	0	0	0	N/A
163 Terminating CCL Non-Prem.	0	0.00000000	0.00000000	0.00000000	0	0	0	N/A
165 Originating CCL Prem.	0	0.00000000	0.00000000	0.00000000	0	0	0	N/A
167 Originating CCL Non-Prem.	0	0.00000000	0.00000000	0.00000000	0	0	0	N/A
180 Other Common Line	N/A	N/A	N/A	N/A	0	0	0	N/A
185 USAC Receipts	0	0.00000000	0.00000000	0.00000000	0	0	0	N/A
190 Total Basket	N/A	N/A	N/A	N/A	0	0	0	N/A

Jurisdiction Number:

40

	BASE PERIOD DEMAND	RATES AT LAST PCI UPDATE	CURRENT RATES	PROPOSED RATES	BASE PERIOD DEMAND x RATES AT LAST PCI UPDATE	BASE PERIOD DEMAND x CURRENT RATES	BASE PERIOD DEMAND x PROPOSED RATES	INDEX RESULTS
	(A)	(B)	(C)	(D)	(E)	(F)	(G)	(H)
End User Common Line (EUCL)								
No Zone or Zone A:								
102 Primary Res, Single Line Bus, Lifeline EUCL (1)	0	0.00000000	0.00000000	0.00000000	0	0	0	N/A
104 NonPrimary Residence & BRI ISDN EUCL (1)	0	0.00000000	0.00000000	0.00000000	0	0	0	N/A
106 Multiline Bus, PRI ISDN, Centrex EUCL (1)	0	0.00000000	0.00000000	0.00000000	0	0	0	N/A
108 Special Access Surcharge	0	25.00000000	25.00000000	25.00000000	0	0	0	N/A
109 Other EUCL	N/A	N/A	N/A	N/A	0	0	0	N/A
Zone B:								
112 Primary Res, Single Line Bus, Lifeline EUCL (1)	0	0.00000000	0.00000000	0.00000000	0	0	0	N/A
114 NonPrimary Residence & BRI ISDN EUCL (1)	0	0.00000000	0.00000000	0.00000000	0	0	0	N/A
116 Multiline Bus, PRI ISDN, Centrex EUCL (1)	0	0.00000000	0.00000000	0.00000000	0	0	0	N/A
Zone C:								
122 Primary Res, Single Line Bus, Lifeline EUCL (1)	0	0.00000000	0.00000000	0.00000000	0	0	0	N/A
124 NonPrimary Residence & BRI ISDN EUCL (1)	0	0.00000000	0.00000000	0.00000000	0	0	0	N/A
126 Multiline Bus, PRI ISDN, Centrex EUCL (1)	0	0.00000000	0.00000000	0.00000000	0	0	0	N/A
Zone D:								
132 Primary Res, Single Line Bus, Lifeline EUCL (1)	0	0.00000000	0.00000000	0.00000000	0	0	0	N/A
134 NonPrimary Residence & BRI ISDN EUCL (1)	0	0.00000000	0.00000000	0.00000000	0	0	0	N/A
136 Multiline Bus, PRI ISDN, Centrex EUCL (1)	0	0.00000000	0.00000000	0.00000000	0	0	0	N/A
Zone - Other:								
142 Primary Res, Single Line Bus, Lifeline EUCL (1)	0	0.00000000	0.00000000	0.00000000	0	0	0	N/A
144 NonPrimary Residence & BRI ISDN EUCL (1)	0	0.00000000	0.00000000	0.00000000	0	0	0	N/A
146 Multiline Bus, PRI ISDN, Centrex EUCL (1)	0	0.00000000	0.00000000	0.00000000	0	0	0	N/A
Presubscribed Interexchange Carrier Charge (PI)								
155 Multiline Business & PRI ISDN PICC (1)	0	0.00000000	0.00000000	0.00000000	0	0	0	N/A
157 Business Centrex PICC	0	N/A	N/A	N/A	0	0	0	N/A
Carrier Common Line								
161 Terminating CCL Prem.	0	0.00000000	0.00000000	0.00000000	0	0	0	N/A
163 Terminating CCL Non-Prem.	0	0.00000000	0.00000000	0.00000000	0	0	0	N/A
165 Originating CCL Prem.	0	0.00000000	0.00000000	0.00000000	0	0	0	N/A
167 Originating CCL Non-Prem.	0	0.00000000	0.00000000	0.00000000	0	0	0	N/A
180 Other Common Line	N/A	N/A	N/A	N/A	0	0	0	N/A
185 USAC Receipts	0	0.00000000	0.00000000	0.00000000	0	0	0	N/A
Per Minute Revenues					0	0	0	N/A
190 Total Basket	N/A	N/A	N/A	N/A	0	0	0	N/A

Note: Enter the first Jurisdiction name or abbreviation in cell D15, the second Jurisdiction name or abbreviation in cell M15, etc.

COSAs with Jurisdictionally Separate SLCs, PICCs, and/
For ILECs with mixed SLC/PICC/CCL pricing methods:

Jurisdiction Number: 15

Price Cap Tariff Review Plan
 Common Line Basket

	BASE PERIOD DEMAND	RATES AT LAST PCI UPDATE	CURRENT RATES	PROPOSED RATES	BASE PERIOD DEMAND x RATES AT LAST PCI UPDATE	BASE PERIOD DEMAND x CURRENT RATES	BASE PERIOD DEMAND x PROPOSED RATES	INDEX RESULTS
	(A)	(B)	(C)	(D)	(E)	(F)	(G)	(H)
End User Common Line (EUCL)								
No Zone or Zone A:								
102 Primary Res, Single Line Bus, Lifeline EUCL (1)	0	0.00000000	0.00000000	0.00000000	0	0	0	N/A
104 NonPrimary Residence & BRI ISDN EUCL (1)	0	0.00000000	0.00000000	0.00000000	0	0	0	N/A
106 Multiline Bus, PRI ISDN, Centrex EUCL (1)	0	0.00000000	0.00000000	0.00000000	0	0	0	N/A
108 Special Access Surcharge	0	25.00000000	25.00000000	25.00000000	0	0	0	N/A
109 Other EUCL	N/A	N/A	N/A	N/A	0	0	0	N/A
Zone B:								
112 Primary Res, Single Line Bus, Lifeline EUCL (1)	0	0.00000000	0.00000000	0.00000000	0	0	0	N/A
114 NonPrimary Residence & BRI ISDN EUCL (1)	0	0.00000000	0.00000000	0.00000000	0	0	0	N/A
116 Multiline Bus, PRI ISDN, Centrex EUCL (1)	0	0.00000000	0.00000000	0.00000000	0	0	0	N/A
Zone C:								
122 Primary Res, Single Line Bus, Lifeline EUCL (1)	0	0.00000000	0.00000000	0.00000000	0	0	0	N/A
124 NonPrimary Residence & BRI ISDN EUCL (1)	0	0.00000000	0.00000000	0.00000000	0	0	0	N/A
126 Multiline Bus, PRI ISDN, Centrex EUCL (1)	0	0.00000000	0.00000000	0.00000000	0	0	0	N/A
Zone D:								
132 Primary Res, Single Line Bus, Lifeline EUCL (1)	0	0.00000000	0.00000000	0.00000000	0	0	0	N/A
134 NonPrimary Residence & BRI ISDN EUCL (1)	0	0.00000000	0.00000000	0.00000000	0	0	0	N/A
136 Multiline Bus, PRI ISDN, Centrex EUCL (1)	0	0.00000000	0.00000000	0.00000000	0	0	0	N/A
Zone - Other:								
142 Primary Res, Single Line Bus, Lifeline EUCL (1)	0	0.00000000	0.00000000	0.00000000	0	0	0	N/A
144 NonPrimary Residence & BRI ISDN EUCL (1)	0	0.00000000	0.00000000	0.00000000	0	0	0	N/A
146 Multiline Bus, PRI ISDN, Centrex EUCL (1)	0	0.00000000	0.00000000	0.00000000	0	0	0	N/A
Presubscribed Interexchange Carrier Charge (PI)								
155 Multiline Business & PRI ISDN PICC (1)	0	0.00000000	0.00000000	0.00000000	0	0	0	N/A
157 Business Centrex PICC	0	N/A	N/A	N/A	0	0	0	N/A
Carrier Common Line								
161 Terminating CCL Prem.	0	0.00000000	0.00000000	0.00000000	0	0	0	N/A
163 Terminating CCL Non-Prem.	0	0.00000000	0.00000000	0.00000000	0	0	0	N/A
165 Originating CCL Prem.	0	0.00000000	0.00000000	0.00000000	0	0	0	N/A
167 Originating CCL Non-Prem.	0	0.00000000	0.00000000	0.00000000	0	0	0	N/A
180 Other Common Line	N/A	N/A	N/A	N/A	0	0	0	N/A
185 USAC Receipts	0	0.00000000	0.00000000	0.00000000	0	0	0	N/A
190 Total Basket	N/A	N/A	N/A	N/A	0	0	0	N/A

CL ExogCosts (non-ATS Trgtng): enter \$ by juris or "Total Total

Jurisdiction Number:

15

Price Cap Tariff Review Plan
 Common Line Basket

	BASE PERIOD DEMAND	RATES AT LAST PCI UPDATE	CURRENT RATES	PROPOSED RATES	BASE PERIOD DEMAND x RATES AT LAST PCI UPDATE	BASE PERIOD DEMAND x CURRENT RATES	BASE PERIOD DEMAND x PROPOSED RATES	INDEX RESULTS
	(A)	(B)	(C)	(D)	(E)	(F)	(G)	(H)
End User Common Line (EUCL)								
No Zone or Zone A:								
102 Primary Res, Single Line Bus, Lifeline EUCL (1)	0	0.00000000	0.00000000	0.00000000	0	0	0	N/A
104 NonPrimary Residence & BRI ISDN EUCL (1)	0	0.00000000	0.00000000	0.00000000	0	0	0	N/A
106 Multiline Bus, PRI ISDN, Centrex EUCL (1)	0	0.00000000	0.00000000	0.00000000	0	0	0	N/A
108 Special Access Surcharge	0	25.00000000	25.00000000	25.00000000	0	0	0	N/A
109 Other EUCL	N/A	N/A	N/A	N/A	0	0	0	N/A
Zone B:								
112 Primary Res, Single Line Bus, Lifeline EUCL (1)	0	0.00000000	0.00000000	0.00000000	0	0	0	N/A
114 NonPrimary Residence & BRI ISDN EUCL (1)	0	0.00000000	0.00000000	0.00000000	0	0	0	N/A
116 Multiline Bus, PRI ISDN, Centrex EUCL (1)	0	0.00000000	0.00000000	0.00000000	0	0	0	N/A
Zone C:								
122 Primary Res, Single Line Bus, Lifeline EUCL (1)	0	0.00000000	0.00000000	0.00000000	0	0	0	N/A
124 NonPrimary Residence & BRI ISDN EUCL (1)	0	0.00000000	0.00000000	0.00000000	0	0	0	N/A
126 Multiline Bus, PRI ISDN, Centrex EUCL (1)	0	0.00000000	0.00000000	0.00000000	0	0	0	N/A
Zone D:								
132 Primary Res, Single Line Bus, Lifeline EUCL (1)	0	0.00000000	0.00000000	0.00000000	0	0	0	N/A
134 NonPrimary Residence & BRI ISDN EUCL (1)	0	0.00000000	0.00000000	0.00000000	0	0	0	N/A
136 Multiline Bus, PRI ISDN, Centrex EUCL (1)	0	0.00000000	0.00000000	0.00000000	0	0	0	N/A
Zone - Other:								
142 Primary Res, Single Line Bus, Lifeline EUCL (1)	0	0.00000000	0.00000000	0.00000000	0	0	0	N/A
144 NonPrimary Residence & BRI ISDN EUCL (1)	0	0.00000000	0.00000000	0.00000000	0	0	0	N/A
146 Multiline Bus, PRI ISDN, Centrex EUCL (1)	0	0.00000000	0.00000000	0.00000000	0	0	0	N/A
Presubscribed Interexchange Carrier Charge (PI)								
155 Multiline Business & PRI ISDN PICC (1)	0	0.00000000	0.00000000	0.00000000	0	0	0	N/A
157 Business Centrex PICC	0	N/A	N/A	N/A	0	0	0	N/A
Carrier Common Line								
161 Terminating CCL Prem.	0	0.00000000	0.00000000	0.00000000	0	0	0	N/A
163 Terminating CCL Non-Prem.	0	0.00000000	0.00000000	0.00000000	0	0	0	N/A
165 Originating CCL Prem.	0	0.00000000	0.00000000	0.00000000	0	0	0	N/A
167 Originating CCL Non-Prem.	0	0.00000000	0.00000000	0.00000000	0	0	0	N/A
180 Other Common Line	N/A	N/A	N/A	N/A	0	0	0	N/A
185 USAC Receipts	0	0.00000000	0.00000000	0.00000000	0	0	0	N/A
Per Minute Revenues					0	0	0	N/A
190 Total Basket	N/A	N/A	N/A	N/A	0	0	0	N/A

Jurisdiction Number: 41



	BASE PERIOD DEMAND	RATES AT LAST PCI UPDATE	CURRENT RATES	PROPOSED RATES	BASE PERIOD DEMAND x RATES AT LAST PCI UPDATE	BASE PERIOD DEMAND x CURRENT RATES	BASE PERIOD DEMAND x PROPOSED RATES	INDEX RESULTS
	(A)	(B)	(C)	(D)	(E)	(F)	(G)	(H)
End User Common Line (EUCL)								
No Zone or Zone A:								
102 Primary Res, Single Line Bus, Lifeline EUCL (1)	0	0.00000000	0.00000000	0.00000000	0	0	0	N/A
104 NonPrimary Residence & BRI ISDN EUCL (1)	0	0.00000000	0.00000000	0.00000000	0	0	0	N/A
106 Multiline Bus, PRI ISDN, Centrex EUCL (1)	0	0.00000000	0.00000000	0.00000000	0	0	0	N/A
108 Special Access Surcharge	0	25.00000000	25.00000000	25.00000000	0	0	0	N/A
109 Other EUCL	N/A	N/A	N/A	N/A	0	0	0	N/A
Zone B:								
112 Primary Res, Single Line Bus, Lifeline EUCL (1)	0	0.00000000	0.00000000	0.00000000	0	0	0	N/A
114 NonPrimary Residence & BRI ISDN EUCL (1)	0	0.00000000	0.00000000	0.00000000	0	0	0	N/A
116 Multiline Bus, PRI ISDN, Centrex EUCL (1)	0	0.00000000	0.00000000	0.00000000	0	0	0	N/A
Zone C:								
122 Primary Res, Single Line Bus, Lifeline EUCL (1)	0	0.00000000	0.00000000	0.00000000	0	0	0	N/A
124 NonPrimary Residence & BRI ISDN EUCL (1)	0	0.00000000	0.00000000	0.00000000	0	0	0	N/A
126 Multiline Bus, PRI ISDN, Centrex EUCL (1)	0	0.00000000	0.00000000	0.00000000	0	0	0	N/A
Zone D:								
132 Primary Res, Single Line Bus, Lifeline EUCL (1)	0	0.00000000	0.00000000	0.00000000	0	0	0	N/A
134 NonPrimary Residence & BRI ISDN EUCL (1)	0	0.00000000	0.00000000	0.00000000	0	0	0	N/A
136 Multiline Bus, PRI ISDN, Centrex EUCL (1)	0	0.00000000	0.00000000	0.00000000	0	0	0	N/A
Zone - Other:								
142 Primary Res, Single Line Bus, Lifeline EUCL (1)	0	0.00000000	0.00000000	0.00000000	0	0	0	N/A
144 NonPrimary Residence & BRI ISDN EUCL (1)	0	0.00000000	0.00000000	0.00000000	0	0	0	N/A
146 Multiline Bus, PRI ISDN, Centrex EUCL (1)	0	0.00000000	0.00000000	0.00000000	0	0	0	N/A
Presubscribed Interexchange Carrier Charge (PI)								
155 Multiline Business & PRI ISDN PICC (1)	0	0.00000000	0.00000000	0.00000000	0	0	0	N/A
157 Business Centrex PICC	0	N/A	N/A	N/A	0	0	0	N/A
Carrier Common Line								
161 Terminating CCL Prem.	0	0.00000000	0.00000000	0.00000000	0	0	0	N/A
163 Terminating CCL Non-Prem.	0	0.00000000	0.00000000	0.00000000	0	0	0	N/A
165 Originating CCL Prem.	0	0.00000000	0.00000000	0.00000000	0	0	0	N/A
167 Originating CCL Non-Prem.	0	0.00000000	0.00000000	0.00000000	0	0	0	N/A
180 Other Common Line	N/A	N/A	N/A	N/A	0	0	0	N/A
185 USAC Receipts	0	0.00000000	0.00000000	0.00000000	0	0	0	N/A
190 Total Basket	N/A	N/A	N/A	N/A	0	0	0	N/A

Jurisdiction Number:

41

RTE-1J ANALYZE

Filing Date: 06/16/2015
 Filing Entity: PTNV
 Transmittal Number: 280
 PTNV 2015 LFAF - (PTNVAN15.xls)
 Page 1 of 40

	BASE PERIOD DEMAND	RATES AT LAST PCI UPDATE	CURRENT RATES	PROPOSED RATES	BASE PERIOD DEMAND x RATES AT LAST PCI UPDATE	BASE PERIOD DEMAND x CURRENT RATES	BASE PERIOD DEMAND x PROPOSED RATES	INDEX RESULTS
	(A)	(B)	(C)	(D)	(E)	(F)	(G)	(H)
End User Common Line (EUCL)								
No Zone or Zone A:								
102 Primary Res, Single Line Bus, Lifeline EUCL (1)	0	0.00000000	0.00000000	0.00000000	0	0	0	N/A
104 NonPrimary Residence & BRI ISDN EUCL (1)	0	0.00000000	0.00000000	0.00000000	0	0	0	N/A
106 Multiline Bus, PRI ISDN, Centrex EUCL (1)	0	0.00000000	0.00000000	0.00000000	0	0	0	N/A
108 Special Access Surcharge	0	25.00000000	25.00000000	25.00000000	0	0	0	N/A
109 Other EUCL	N/A	N/A	N/A	N/A	0	0	0	N/A
Zone B:								
112 Primary Res, Single Line Bus, Lifeline EUCL (1)	0	0.00000000	0.00000000	0.00000000	0	0	0	N/A
114 NonPrimary Residence & BRI ISDN EUCL (1)	0	0.00000000	0.00000000	0.00000000	0	0	0	N/A
116 Multiline Bus, PRI ISDN, Centrex EUCL (1)	0	0.00000000	0.00000000	0.00000000	0	0	0	N/A
Zone C:								
122 Primary Res, Single Line Bus, Lifeline EUCL (1)	0	0.00000000	0.00000000	0.00000000	0	0	0	N/A
124 NonPrimary Residence & BRI ISDN EUCL (1)	0	0.00000000	0.00000000	0.00000000	0	0	0	N/A
126 Multiline Bus, PRI ISDN, Centrex EUCL (1)	0	0.00000000	0.00000000	0.00000000	0	0	0	N/A
Zone D:								
132 Primary Res, Single Line Bus, Lifeline EUCL (1)	0	0.00000000	0.00000000	0.00000000	0	0	0	N/A
134 NonPrimary Residence & BRI ISDN EUCL (1)	0	0.00000000	0.00000000	0.00000000	0	0	0	N/A
136 Multiline Bus, PRI ISDN, Centrex EUCL (1)	0	0.00000000	0.00000000	0.00000000	0	0	0	N/A
Zone - Other:								
142 Primary Res, Single Line Bus, Lifeline EUCL (1)	0	0.00000000	0.00000000	0.00000000	0	0	0	N/A
144 NonPrimary Residence & BRI ISDN EUCL (1)	0	0.00000000	0.00000000	0.00000000	0	0	0	N/A
146 Multiline Bus, PRI ISDN, Centrex EUCL (1)	0	0.00000000	0.00000000	0.00000000	0	0	0	N/A
Presubscribed Interexchange Carrier Charge (PI)								
155 Multiline Business & PRI ISDN PICC (1)	0	0.00000000	0.00000000	0.00000000	0	0	0	N/A
157 Business Centrex PICC	0	N/A	N/A	N/A	0	0	0	N/A
Carrier Common Line								
161 Terminating CCL Prem.	0	0.00000000	0.00000000	0.00000000	0	0	0	N/A
163 Terminating CCL Non-Prem.	0	0.00000000	0.00000000	0.00000000	0	0	0	N/A
165 Originating CCL Prem.	0	0.00000000	0.00000000	0.00000000	0	0	0	N/A
167 Originating CCL Non-Prem.	0	0.00000000	0.00000000	0.00000000	0	0	0	N/A
180 Other Common Line	N/A	N/A	N/A	N/A	0	0	0	N/A
185 USAC Receipts	0	0.00000000	0.00000000	0.00000000	0	0	0	N/A
Per Minute Revenues					0	0	0	N/A
190 Total Basket	N/A	N/A	N/A	N/A	0	0	0	N/A

Note: Enter the first Jurisdiction name or abbreviation in cell D15, the second Jurisdiction name or abbreviation in cell M15, etc.

COSAs with Jurisdictionally Separate SLCs, PICCs, and/
For ILECs with mixed SLC/PICC/CCL pricing methods:

Jurisdiction Number: 16

Price Cap Tariff Review Plan
 Common Line Basket

	BASE PERIOD DEMAND	RATES AT LAST PCI UPDATE	CURRENT RATES	PROPOSED RATES	BASE PERIOD DEMAND x RATES AT LAST PCI UPDATE	BASE PERIOD DEMAND x CURRENT RATES	BASE PERIOD DEMAND x PROPOSED RATES	INDEX RESULTS
	(A)	(B)	(C)	(D)	(E)	(F)	(G)	(H)
End User Common Line (EUCL)								
No Zone or Zone A:								
102 Primary Res, Single Line Bus, Lifeline EUCL (1)	0	0.00000000	0.00000000	0.00000000	0	0	0	N/A
104 NonPrimary Residence & BRI ISDN EUCL (1)	0	0.00000000	0.00000000	0.00000000	0	0	0	N/A
106 Multiline Bus, PRI ISDN, Centrex EUCL (1)	0	0.00000000	0.00000000	0.00000000	0	0	0	N/A
108 Special Access Surcharge	0	25.00000000	25.00000000	25.00000000	0	0	0	N/A
109 Other EUCL	N/A	N/A	N/A	N/A	0	0	0	N/A
Zone B:								
112 Primary Res, Single Line Bus, Lifeline EUCL (1)	0	0.00000000	0.00000000	0.00000000	0	0	0	N/A
114 NonPrimary Residence & BRI ISDN EUCL (1)	0	0.00000000	0.00000000	0.00000000	0	0	0	N/A
116 Multiline Bus, PRI ISDN, Centrex EUCL (1)	0	0.00000000	0.00000000	0.00000000	0	0	0	N/A
Zone C:								
122 Primary Res, Single Line Bus, Lifeline EUCL (1)	0	0.00000000	0.00000000	0.00000000	0	0	0	N/A
124 NonPrimary Residence & BRI ISDN EUCL (1)	0	0.00000000	0.00000000	0.00000000	0	0	0	N/A
126 Multiline Bus, PRI ISDN, Centrex EUCL (1)	0	0.00000000	0.00000000	0.00000000	0	0	0	N/A
Zone D:								
132 Primary Res, Single Line Bus, Lifeline EUCL (1)	0	0.00000000	0.00000000	0.00000000	0	0	0	N/A
134 NonPrimary Residence & BRI ISDN EUCL (1)	0	0.00000000	0.00000000	0.00000000	0	0	0	N/A
136 Multiline Bus, PRI ISDN, Centrex EUCL (1)	0	0.00000000	0.00000000	0.00000000	0	0	0	N/A
Zone - Other:								
142 Primary Res, Single Line Bus, Lifeline EUCL (1)	0	0.00000000	0.00000000	0.00000000	0	0	0	N/A
144 NonPrimary Residence & BRI ISDN EUCL (1)	0	0.00000000	0.00000000	0.00000000	0	0	0	N/A
146 Multiline Bus, PRI ISDN, Centrex EUCL (1)	0	0.00000000	0.00000000	0.00000000	0	0	0	N/A
Presubscribed Interexchange Carrier Charge (PI)								
155 Multiline Business & PRI ISDN PICC (1)	0	0.00000000	0.00000000	0.00000000	0	0	0	N/A
157 Business Centrex PICC	0	N/A	N/A	N/A	0	0	0	N/A
Carrier Common Line								
161 Terminating CCL Prem.	0	0.00000000	0.00000000	0.00000000	0	0	0	N/A
163 Terminating CCL Non-Prem.	0	0.00000000	0.00000000	0.00000000	0	0	0	N/A
165 Originating CCL Prem.	0	0.00000000	0.00000000	0.00000000	0	0	0	N/A
167 Originating CCL Non-Prem.	0	0.00000000	0.00000000	0.00000000	0	0	0	N/A
180 Other Common Line	N/A	N/A	N/A	N/A	0	0	0	N/A
185 USAC Receipts	0	0.00000000	0.00000000	0.00000000	0	0	0	N/A
190 Total Basket	N/A	N/A	N/A	N/A	0	0	0	N/A

Jurisdiction Number:

16

Price Cap Tariff Review Plan
 Common Line Basket

	BASE PERIOD DEMAND	RATES AT LAST PCI UPDATE	CURRENT RATES	PROPOSED RATES	BASE PERIOD DEMAND x RATES AT LAST PCI UPDATE	BASE PERIOD DEMAND x CURRENT RATES	BASE PERIOD DEMAND x PROPOSED RATES	INDEX RESULTS
	(A)	(B)	(C)	(D)	(E)	(F)	(G)	(H)
End User Common Line (EUCL)								
No Zone or Zone A:								
102 Primary Res, Single Line Bus, Lifeline EUCL (1)	0	0.00000000	0.00000000	0.00000000	0	0	0	N/A
104 NonPrimary Residence & BRI ISDN EUCL (1)	0	0.00000000	0.00000000	0.00000000	0	0	0	N/A
106 Multiline Bus, PRI ISDN, Centrex EUCL (1)	0	0.00000000	0.00000000	0.00000000	0	0	0	N/A
108 Special Access Surcharge	0	25.00000000	25.00000000	25.00000000	0	0	0	N/A
109 Other EUCL	N/A	N/A	N/A	N/A	0	0	0	N/A
Zone B:								
112 Primary Res, Single Line Bus, Lifeline EUCL (1)	0	0.00000000	0.00000000	0.00000000	0	0	0	N/A
114 NonPrimary Residence & BRI ISDN EUCL (1)	0	0.00000000	0.00000000	0.00000000	0	0	0	N/A
116 Multiline Bus, PRI ISDN, Centrex EUCL (1)	0	0.00000000	0.00000000	0.00000000	0	0	0	N/A
Zone C:								
122 Primary Res, Single Line Bus, Lifeline EUCL (1)	0	0.00000000	0.00000000	0.00000000	0	0	0	N/A
124 NonPrimary Residence & BRI ISDN EUCL (1)	0	0.00000000	0.00000000	0.00000000	0	0	0	N/A
126 Multiline Bus, PRI ISDN, Centrex EUCL (1)	0	0.00000000	0.00000000	0.00000000	0	0	0	N/A
Zone D:								
132 Primary Res, Single Line Bus, Lifeline EUCL (1)	0	0.00000000	0.00000000	0.00000000	0	0	0	N/A
134 NonPrimary Residence & BRI ISDN EUCL (1)	0	0.00000000	0.00000000	0.00000000	0	0	0	N/A
136 Multiline Bus, PRI ISDN, Centrex EUCL (1)	0	0.00000000	0.00000000	0.00000000	0	0	0	N/A
Zone - Other:								
142 Primary Res, Single Line Bus, Lifeline EUCL (1)	0	0.00000000	0.00000000	0.00000000	0	0	0	N/A
144 NonPrimary Residence & BRI ISDN EUCL (1)	0	0.00000000	0.00000000	0.00000000	0	0	0	N/A
146 Multiline Bus, PRI ISDN, Centrex EUCL (1)	0	0.00000000	0.00000000	0.00000000	0	0	0	N/A
Presubscribed Interexchange Carrier Charge (PI)								
155 Multiline Business & PRI ISDN PICC (1)	0	0.00000000	0.00000000	0.00000000	0	0	0	N/A
157 Business Centrex PICC	0	N/A	N/A	N/A	0	0	0	N/A
Carrier Common Line								
161 Terminating CCL Prem.	0	0.00000000	0.00000000	0.00000000	0	0	0	N/A
163 Terminating CCL Non-Prem.	0	0.00000000	0.00000000	0.00000000	0	0	0	N/A
165 Originating CCL Prem.	0	0.00000000	0.00000000	0.00000000	0	0	0	N/A
167 Originating CCL Non-Prem.	0	0.00000000	0.00000000	0.00000000	0	0	0	N/A
180 Other Common Line	N/A	N/A	N/A	N/A	0	0	0	N/A
185 USAC Receipts	0	0.00000000	0.00000000	0.00000000	0	0	0	N/A
Per Minute Revenues					0	0	0	N/A
190 Total Basket	N/A	N/A	N/A	N/A	0	0	0	N/A

Jurisdiction Number: 42

	BASE PERIOD DEMAND	RATES AT LAST PCI UPDATE	CURRENT RATES	PROPOSED RATES	BASE PERIOD DEMAND x RATES AT LAST PCI UPDATE	BASE PERIOD DEMAND x CURRENT RATES	BASE PERIOD DEMAND x PROPOSED RATES	INDEX RESULTS
	(A)	(B)	(C)	(D)	(E)	(F)	(G)	(H)
End User Common Line (EUCL)								
No Zone or Zone A:								
102 Primary Res, Single Line Bus, Lifeline EUCL (1)	0	0.00000000	0.00000000	0.00000000	0	0	0	N/A
104 NonPrimary Residence & BRI ISDN EUCL (1)	0	0.00000000	0.00000000	0.00000000	0	0	0	N/A
106 Multiline Bus, PRI ISDN, Centrex EUCL (1)	0	0.00000000	0.00000000	0.00000000	0	0	0	N/A
108 Special Access Surcharge	0	25.00000000	25.00000000	25.00000000	0	0	0	N/A
109 Other EUCL	N/A	N/A	N/A	N/A	0	0	0	N/A
Zone B:								
112 Primary Res, Single Line Bus, Lifeline EUCL (1)	0	0.00000000	0.00000000	0.00000000	0	0	0	N/A
114 NonPrimary Residence & BRI ISDN EUCL (1)	0	0.00000000	0.00000000	0.00000000	0	0	0	N/A
116 Multiline Bus, PRI ISDN, Centrex EUCL (1)	0	0.00000000	0.00000000	0.00000000	0	0	0	N/A
Zone C:								
122 Primary Res, Single Line Bus, Lifeline EUCL (1)	0	0.00000000	0.00000000	0.00000000	0	0	0	N/A
124 NonPrimary Residence & BRI ISDN EUCL (1)	0	0.00000000	0.00000000	0.00000000	0	0	0	N/A
126 Multiline Bus, PRI ISDN, Centrex EUCL (1)	0	0.00000000	0.00000000	0.00000000	0	0	0	N/A
Zone D:								
132 Primary Res, Single Line Bus, Lifeline EUCL (1)	0	0.00000000	0.00000000	0.00000000	0	0	0	N/A
134 NonPrimary Residence & BRI ISDN EUCL (1)	0	0.00000000	0.00000000	0.00000000	0	0	0	N/A
136 Multiline Bus, PRI ISDN, Centrex EUCL (1)	0	0.00000000	0.00000000	0.00000000	0	0	0	N/A
Zone - Other:								
142 Primary Res, Single Line Bus, Lifeline EUCL (1)	0	0.00000000	0.00000000	0.00000000	0	0	0	N/A
144 NonPrimary Residence & BRI ISDN EUCL (1)	0	0.00000000	0.00000000	0.00000000	0	0	0	N/A
146 Multiline Bus, PRI ISDN, Centrex EUCL (1)	0	0.00000000	0.00000000	0.00000000	0	0	0	N/A
Presubscribed Interexchange Carrier Charge (PI)								
155 Multiline Business & PRI ISDN PICC (1)	0	0.00000000	0.00000000	0.00000000	0	0	0	N/A
157 Business Centrex PICC	0	N/A	N/A	N/A	0	0	0	N/A
Carrier Common Line								
161 Terminating CCL Prem.	0	0.00000000	0.00000000	0.00000000	0	0	0	N/A
163 Terminating CCL Non-Prem.	0	0.00000000	0.00000000	0.00000000	0	0	0	N/A
165 Originating CCL Prem.	0	0.00000000	0.00000000	0.00000000	0	0	0	N/A
167 Originating CCL Non-Prem.	0	0.00000000	0.00000000	0.00000000	0	0	0	N/A
180 Other Common Line	N/A	N/A	N/A	N/A	0	0	0	N/A
185 USAC Receipts	0	0.00000000	0.00000000	0.00000000	0	0	0	N/A
190 Total Basket	N/A	N/A	N/A	N/A	0	0	0	N/A

Jurisdiction Number:

42

	BASE PERIOD DEMAND	RATES AT LAST PCI UPDATE	CURRENT RATES	PROPOSED RATES	BASE PERIOD DEMAND x RATES AT LAST PCI UPDATE	BASE PERIOD DEMAND x CURRENT RATES	BASE PERIOD DEMAND x PROPOSED RATES	INDEX RESULTS
	(A)	(B)	(C)	(D)	(E)	(F)	(G)	(H)
End User Common Line (EUCL)								
No Zone or Zone A:								
102 Primary Res, Single Line Bus, Lifeline EUCL (1)	0	0.00000000	0.00000000	0.00000000	0	0	0	N/A
104 NonPrimary Residence & BRI ISDN EUCL (1)	0	0.00000000	0.00000000	0.00000000	0	0	0	N/A
106 Multiline Bus, PRI ISDN, Centrex EUCL (1)	0	0.00000000	0.00000000	0.00000000	0	0	0	N/A
108 Special Access Surcharge	0	25.00000000	25.00000000	25.00000000	0	0	0	N/A
109 Other EUCL	N/A	N/A	N/A	N/A	0	0	0	N/A
Zone B:								
112 Primary Res, Single Line Bus, Lifeline EUCL (1)	0	0.00000000	0.00000000	0.00000000	0	0	0	N/A
114 NonPrimary Residence & BRI ISDN EUCL (1)	0	0.00000000	0.00000000	0.00000000	0	0	0	N/A
116 Multiline Bus, PRI ISDN, Centrex EUCL (1)	0	0.00000000	0.00000000	0.00000000	0	0	0	N/A
Zone C:								
122 Primary Res, Single Line Bus, Lifeline EUCL (1)	0	0.00000000	0.00000000	0.00000000	0	0	0	N/A
124 NonPrimary Residence & BRI ISDN EUCL (1)	0	0.00000000	0.00000000	0.00000000	0	0	0	N/A
126 Multiline Bus, PRI ISDN, Centrex EUCL (1)	0	0.00000000	0.00000000	0.00000000	0	0	0	N/A
Zone D:								
132 Primary Res, Single Line Bus, Lifeline EUCL (1)	0	0.00000000	0.00000000	0.00000000	0	0	0	N/A
134 NonPrimary Residence & BRI ISDN EUCL (1)	0	0.00000000	0.00000000	0.00000000	0	0	0	N/A
136 Multiline Bus, PRI ISDN, Centrex EUCL (1)	0	0.00000000	0.00000000	0.00000000	0	0	0	N/A
Zone - Other:								
142 Primary Res, Single Line Bus, Lifeline EUCL (1)	0	0.00000000	0.00000000	0.00000000	0	0	0	N/A
144 NonPrimary Residence & BRI ISDN EUCL (1)	0	0.00000000	0.00000000	0.00000000	0	0	0	N/A
146 Multiline Bus, PRI ISDN, Centrex EUCL (1)	0	0.00000000	0.00000000	0.00000000	0	0	0	N/A
Presubscribed Interexchange Carrier Charge (PI)								
155 Multiline Business & PRI ISDN PICC (1)	0	0.00000000	0.00000000	0.00000000	0	0	0	N/A
157 Business Centrex PICC	0	N/A	N/A	N/A	0	0	0	N/A
Carrier Common Line								
161 Terminating CCL Prem.	0	0.00000000	0.00000000	0.00000000	0	0	0	N/A
163 Terminating CCL Non-Prem.	0	0.00000000	0.00000000	0.00000000	0	0	0	N/A
165 Originating CCL Prem.	0	0.00000000	0.00000000	0.00000000	0	0	0	N/A
167 Originating CCL Non-Prem.	0	0.00000000	0.00000000	0.00000000	0	0	0	N/A
180 Other Common Line	N/A	N/A	N/A	N/A	0	0	0	N/A
185 USAC Receipts	0	0.00000000	0.00000000	0.00000000	0	0	0	N/A
Per Minute Revenues					0	0	0	N/A
190 Total Basket	N/A	N/A	N/A	N/A	0	0	0	N/A

Note: Enter the first Jurisdiction name or abbreviation in cell D15, the second Jurisdiction name or abbreviation in cell M15, etc.

COSAs with Jurisdictionally Separate SLCs, PICCs, and/
For ILECs with mixed SLC/PICC/CCL pricing methods:

Jurisdiction Number: 17

Price Cap Tariff Review Plan
 Common Line Basket

	BASE PERIOD DEMAND	RATES AT LAST PCI UPDATE	CURRENT RATES	PROPOSED RATES	BASE PERIOD DEMAND x RATES AT LAST PCI UPDATE	BASE PERIOD DEMAND x CURRENT RATES	BASE PERIOD DEMAND x PROPOSED RATES	INDEX RESULTS
	(A)	(B)	(C)	(D)	(E)	(F)	(G)	(H)
End User Common Line (EUCL)								
No Zone or Zone A:								
102 Primary Res, Single Line Bus, Lifeline EUCL (1)	0	0.00000000	0.00000000	0.00000000	0	0	0	N/A
104 NonPrimary Residence & BRI ISDN EUCL (1)	0	0.00000000	0.00000000	0.00000000	0	0	0	N/A
106 Multiline Bus, PRI ISDN, Centrex EUCL (1)	0	0.00000000	0.00000000	0.00000000	0	0	0	N/A
108 Special Access Surcharge	0	25.00000000	25.00000000	25.00000000	0	0	0	N/A
109 Other EUCL	N/A	N/A	N/A	N/A	0	0	0	N/A
Zone B:								
112 Primary Res, Single Line Bus, Lifeline EUCL (1)	0	0.00000000	0.00000000	0.00000000	0	0	0	N/A
114 NonPrimary Residence & BRI ISDN EUCL (1)	0	0.00000000	0.00000000	0.00000000	0	0	0	N/A
116 Multiline Bus, PRI ISDN, Centrex EUCL (1)	0	0.00000000	0.00000000	0.00000000	0	0	0	N/A
Zone C:								
122 Primary Res, Single Line Bus, Lifeline EUCL (1)	0	0.00000000	0.00000000	0.00000000	0	0	0	N/A
124 NonPrimary Residence & BRI ISDN EUCL (1)	0	0.00000000	0.00000000	0.00000000	0	0	0	N/A
126 Multiline Bus, PRI ISDN, Centrex EUCL (1)	0	0.00000000	0.00000000	0.00000000	0	0	0	N/A
Zone D:								
132 Primary Res, Single Line Bus, Lifeline EUCL (1)	0	0.00000000	0.00000000	0.00000000	0	0	0	N/A
134 NonPrimary Residence & BRI ISDN EUCL (1)	0	0.00000000	0.00000000	0.00000000	0	0	0	N/A
136 Multiline Bus, PRI ISDN, Centrex EUCL (1)	0	0.00000000	0.00000000	0.00000000	0	0	0	N/A
Zone - Other:								
142 Primary Res, Single Line Bus, Lifeline EUCL (1)	0	0.00000000	0.00000000	0.00000000	0	0	0	N/A
144 NonPrimary Residence & BRI ISDN EUCL (1)	0	0.00000000	0.00000000	0.00000000	0	0	0	N/A
146 Multiline Bus, PRI ISDN, Centrex EUCL (1)	0	0.00000000	0.00000000	0.00000000	0	0	0	N/A
Presubscribed Interexchange Carrier Charge (PI)								
155 Multiline Business & PRI ISDN PICC (1)	0	0.00000000	0.00000000	0.00000000	0	0	0	N/A
157 Business Centrex PICC	0	N/A	N/A	N/A	0	0	0	N/A
Carrier Common Line								
161 Terminating CCL Prem.	0	0.00000000	0.00000000	0.00000000	0	0	0	N/A
163 Terminating CCL Non-Prem.	0	0.00000000	0.00000000	0.00000000	0	0	0	N/A
165 Originating CCL Prem.	0	0.00000000	0.00000000	0.00000000	0	0	0	N/A
167 Originating CCL Non-Prem.	0	0.00000000	0.00000000	0.00000000	0	0	0	N/A
180 Other Common Line	N/A	N/A	N/A	N/A	0	0	0	N/A
185 USAC Receipts	0	0.00000000	0.00000000	0.00000000	0	0	0	N/A
190 Total Basket	N/A	N/A	N/A	N/A	0	0	0	N/A

Jurisdiction Number:

17

Price Cap Tariff Review Plan
 Common Line Basket

	BASE PERIOD DEMAND	RATES AT LAST PCI UPDATE	CURRENT RATES	PROPOSED RATES	BASE PERIOD DEMAND x RATES AT LAST PCI UPDATE	BASE PERIOD DEMAND x CURRENT RATES	BASE PERIOD DEMAND x PROPOSED RATES	INDEX RESULTS
	(A)	(B)	(C)	(D)	(E)	(F)	(G)	(H)
End User Common Line (EUCL)								
No Zone or Zone A:								
102 Primary Res, Single Line Bus, Lifeline EUCL (1)	0	0.00000000	0.00000000	0.00000000	0	0	0	N/A
104 NonPrimary Residence & BRI ISDN EUCL (1)	0	0.00000000	0.00000000	0.00000000	0	0	0	N/A
106 Multiline Bus, PRI ISDN, Centrex EUCL (1)	0	0.00000000	0.00000000	0.00000000	0	0	0	N/A
108 Special Access Surcharge	0	25.00000000	25.00000000	25.00000000	0	0	0	N/A
109 Other EUCL	N/A	N/A	N/A	N/A	0	0	0	N/A
Zone B:								
112 Primary Res, Single Line Bus, Lifeline EUCL (1)	0	0.00000000	0.00000000	0.00000000	0	0	0	N/A
114 NonPrimary Residence & BRI ISDN EUCL (1)	0	0.00000000	0.00000000	0.00000000	0	0	0	N/A
116 Multiline Bus, PRI ISDN, Centrex EUCL (1)	0	0.00000000	0.00000000	0.00000000	0	0	0	N/A
Zone C:								
122 Primary Res, Single Line Bus, Lifeline EUCL (1)	0	0.00000000	0.00000000	0.00000000	0	0	0	N/A
124 NonPrimary Residence & BRI ISDN EUCL (1)	0	0.00000000	0.00000000	0.00000000	0	0	0	N/A
126 Multiline Bus, PRI ISDN, Centrex EUCL (1)	0	0.00000000	0.00000000	0.00000000	0	0	0	N/A
Zone D:								
132 Primary Res, Single Line Bus, Lifeline EUCL (1)	0	0.00000000	0.00000000	0.00000000	0	0	0	N/A
134 NonPrimary Residence & BRI ISDN EUCL (1)	0	0.00000000	0.00000000	0.00000000	0	0	0	N/A
136 Multiline Bus, PRI ISDN, Centrex EUCL (1)	0	0.00000000	0.00000000	0.00000000	0	0	0	N/A
Zone - Other:								
142 Primary Res, Single Line Bus, Lifeline EUCL (1)	0	0.00000000	0.00000000	0.00000000	0	0	0	N/A
144 NonPrimary Residence & BRI ISDN EUCL (1)	0	0.00000000	0.00000000	0.00000000	0	0	0	N/A
146 Multiline Bus, PRI ISDN, Centrex EUCL (1)	0	0.00000000	0.00000000	0.00000000	0	0	0	N/A
Presubscribed Interexchange Carrier Charge (PI)								
155 Multiline Business & PRI ISDN PICC (1)	0	0.00000000	0.00000000	0.00000000	0	0	0	N/A
157 Business Centrex PICC	0	N/A	N/A	N/A	0	0	0	N/A
Carrier Common Line								
161 Terminating CCL Prem.	0	0.00000000	0.00000000	0.00000000	0	0	0	N/A
163 Terminating CCL Non-Prem.	0	0.00000000	0.00000000	0.00000000	0	0	0	N/A
165 Originating CCL Prem.	0	0.00000000	0.00000000	0.00000000	0	0	0	N/A
167 Originating CCL Non-Prem.	0	0.00000000	0.00000000	0.00000000	0	0	0	N/A
180 Other Common Line	N/A	N/A	N/A	N/A	0	0	0	N/A
185 USAC Receipts	0	0.00000000	0.00000000	0.00000000	0	0	0	N/A
Per Minute Revenues					0	0	0	N/A
190 Total Basket	N/A	N/A	N/A	N/A	0	0	0	N/A

Jurisdiction Number: 43

	BASE PERIOD DEMAND	RATES AT LAST PCI UPDATE	CURRENT RATES	PROPOSED RATES	BASE PERIOD DEMAND x RATES AT LAST PCI UPDATE	BASE PERIOD DEMAND x CURRENT RATES	BASE PERIOD DEMAND x PROPOSED RATES	INDEX RESULTS
	(A)	(B)	(C)	(D)	(E)	(F)	(G)	(H)
End User Common Line (EUCL)								
No Zone or Zone A:								
102 Primary Res, Single Line Bus, Lifeline EUCL (1)	0	0.00000000	0.00000000	0.00000000	0	0	0	N/A
104 NonPrimary Residence & BRI ISDN EUCL (1)	0	0.00000000	0.00000000	0.00000000	0	0	0	N/A
106 Multiline Bus, PRI ISDN, Centrex EUCL (1)	0	0.00000000	0.00000000	0.00000000	0	0	0	N/A
108 Special Access Surcharge	0	25.00000000	25.00000000	25.00000000	0	0	0	N/A
109 Other EUCL	N/A	N/A	N/A	N/A	0	0	0	N/A
Zone B:								
112 Primary Res, Single Line Bus, Lifeline EUCL (1)	0	0.00000000	0.00000000	0.00000000	0	0	0	N/A
114 NonPrimary Residence & BRI ISDN EUCL (1)	0	0.00000000	0.00000000	0.00000000	0	0	0	N/A
116 Multiline Bus, PRI ISDN, Centrex EUCL (1)	0	0.00000000	0.00000000	0.00000000	0	0	0	N/A
Zone C:								
122 Primary Res, Single Line Bus, Lifeline EUCL (1)	0	0.00000000	0.00000000	0.00000000	0	0	0	N/A
124 NonPrimary Residence & BRI ISDN EUCL (1)	0	0.00000000	0.00000000	0.00000000	0	0	0	N/A
126 Multiline Bus, PRI ISDN, Centrex EUCL (1)	0	0.00000000	0.00000000	0.00000000	0	0	0	N/A
Zone D:								
132 Primary Res, Single Line Bus, Lifeline EUCL (1)	0	0.00000000	0.00000000	0.00000000	0	0	0	N/A
134 NonPrimary Residence & BRI ISDN EUCL (1)	0	0.00000000	0.00000000	0.00000000	0	0	0	N/A
136 Multiline Bus, PRI ISDN, Centrex EUCL (1)	0	0.00000000	0.00000000	0.00000000	0	0	0	N/A
Zone - Other:								
142 Primary Res, Single Line Bus, Lifeline EUCL (1)	0	0.00000000	0.00000000	0.00000000	0	0	0	N/A
144 NonPrimary Residence & BRI ISDN EUCL (1)	0	0.00000000	0.00000000	0.00000000	0	0	0	N/A
146 Multiline Bus, PRI ISDN, Centrex EUCL (1)	0	0.00000000	0.00000000	0.00000000	0	0	0	N/A
Presubscribed Interexchange Carrier Charge (PI)								
155 Multiline Business & PRI ISDN PICC (1)	0	0.00000000	0.00000000	0.00000000	0	0	0	N/A
157 Business Centrex PICC	0	N/A	N/A	N/A	0	0	0	N/A
Carrier Common Line								
161 Terminating CCL Prem.	0	0.00000000	0.00000000	0.00000000	0	0	0	N/A
163 Terminating CCL Non-Prem.	0	0.00000000	0.00000000	0.00000000	0	0	0	N/A
165 Originating CCL Prem.	0	0.00000000	0.00000000	0.00000000	0	0	0	N/A
167 Originating CCL Non-Prem.	0	0.00000000	0.00000000	0.00000000	0	0	0	N/A
180 Other Common Line	N/A	N/A	N/A	N/A	0	0	0	N/A
185 USAC Receipts	0	0.00000000	0.00000000	0.00000000	0	0	0	N/A
190 Total Basket	N/A	N/A	N/A	N/A	0	0	0	N/A

Jurisdiction Number:

43

RTE-1J ANALYZE

Filing Date: 06/16/2015
 Filing Entity: PTNV
 Transmittal Number: 280
 PTNV 2015 LFAF - (PTNVAN15.xls)
 Page 1 of 40

	BASE PERIOD DEMAND	RATES AT LAST PCI UPDATE	CURRENT RATES	PROPOSED RATES	BASE PERIOD DEMAND x RATES AT LAST PCI UPDATE	BASE PERIOD DEMAND x CURRENT RATES	BASE PERIOD DEMAND x PROPOSED RATES	INDEX RESULTS
	(A)	(B)	(C)	(D)	(E)	(F)	(G)	(H)
End User Common Line (EUCL)								
No Zone or Zone A:								
102 Primary Res, Single Line Bus, Lifeline EUCL (1)	0	0.00000000	0.00000000	0.00000000	0	0	0	N/A
104 NonPrimary Residence & BRI ISDN EUCL (1)	0	0.00000000	0.00000000	0.00000000	0	0	0	N/A
106 Multiline Bus, PRI ISDN, Centrex EUCL (1)	0	0.00000000	0.00000000	0.00000000	0	0	0	N/A
108 Special Access Surcharge	0	25.00000000	25.00000000	25.00000000	0	0	0	N/A
109 Other EUCL	N/A	N/A	N/A	N/A	0	0	0	N/A
Zone B:								
112 Primary Res, Single Line Bus, Lifeline EUCL (1)	0	0.00000000	0.00000000	0.00000000	0	0	0	N/A
114 NonPrimary Residence & BRI ISDN EUCL (1)	0	0.00000000	0.00000000	0.00000000	0	0	0	N/A
116 Multiline Bus, PRI ISDN, Centrex EUCL (1)	0	0.00000000	0.00000000	0.00000000	0	0	0	N/A
Zone C:								
122 Primary Res, Single Line Bus, Lifeline EUCL (1)	0	0.00000000	0.00000000	0.00000000	0	0	0	N/A
124 NonPrimary Residence & BRI ISDN EUCL (1)	0	0.00000000	0.00000000	0.00000000	0	0	0	N/A
126 Multiline Bus, PRI ISDN, Centrex EUCL (1)	0	0.00000000	0.00000000	0.00000000	0	0	0	N/A
Zone D:								
132 Primary Res, Single Line Bus, Lifeline EUCL (1)	0	0.00000000	0.00000000	0.00000000	0	0	0	N/A
134 NonPrimary Residence & BRI ISDN EUCL (1)	0	0.00000000	0.00000000	0.00000000	0	0	0	N/A
136 Multiline Bus, PRI ISDN, Centrex EUCL (1)	0	0.00000000	0.00000000	0.00000000	0	0	0	N/A
Zone - Other:								
142 Primary Res, Single Line Bus, Lifeline EUCL (1)	0	0.00000000	0.00000000	0.00000000	0	0	0	N/A
144 NonPrimary Residence & BRI ISDN EUCL (1)	0	0.00000000	0.00000000	0.00000000	0	0	0	N/A
146 Multiline Bus, PRI ISDN, Centrex EUCL (1)	0	0.00000000	0.00000000	0.00000000	0	0	0	N/A
Presubscribed Interexchange Carrier Charge (PI)								
155 Multiline Business & PRI ISDN PICC (1)	0	0.00000000	0.00000000	0.00000000	0	0	0	N/A
157 Business Centrex PICC	0	N/A	N/A	N/A	0	0	0	N/A
Carrier Common Line								
161 Terminating CCL Prem.	0	0.00000000	0.00000000	0.00000000	0	0	0	N/A
163 Terminating CCL Non-Prem.	0	0.00000000	0.00000000	0.00000000	0	0	0	N/A
165 Originating CCL Prem.	0	0.00000000	0.00000000	0.00000000	0	0	0	N/A
167 Originating CCL Non-Prem.	0	0.00000000	0.00000000	0.00000000	0	0	0	N/A
180 Other Common Line	N/A	N/A	N/A	N/A	0	0	0	N/A
185 USAC Receipts	0	0.00000000	0.00000000	0.00000000	0	0	0	N/A
Per Minute Revenues					0	0	0	N/A
190 Total Basket	N/A	N/A	N/A	N/A	0	0	0	N/A

Note: Enter the first Jurisdiction name or abbreviation in cell D15, the second Jurisdiction name or abbreviation in cell M15, etc.

COSAs with Jurisdictionally Separate SLCs, PICCs, and/
For ILECs with mixed SLC/PICC/CCL pricing methods:

Jurisdiction Number: 18

Price Cap Tariff Review Plan
 Common Line Basket

	BASE PERIOD DEMAND	RATES AT LAST PCI UPDATE	CURRENT RATES	PROPOSED RATES	BASE PERIOD DEMAND x RATES AT LAST PCI UPDATE	BASE PERIOD DEMAND x CURRENT RATES	BASE PERIOD DEMAND x PROPOSED RATES	INDEX RESULTS
	(A)	(B)	(C)	(D)	(E)	(F)	(G)	(H)
End User Common Line (EUCL)								
No Zone or Zone A:								
102 Primary Res, Single Line Bus, Lifeline EUCL (1)	0	0.00000000	0.00000000	0.00000000	0	0	0	N/A
104 NonPrimary Residence & BRI ISDN EUCL (1)	0	0.00000000	0.00000000	0.00000000	0	0	0	N/A
106 Multiline Bus, PRI ISDN, Centrex EUCL (1)	0	0.00000000	0.00000000	0.00000000	0	0	0	N/A
108 Special Access Surcharge	0	25.00000000	25.00000000	25.00000000	0	0	0	N/A
109 Other EUCL	N/A	N/A	N/A	N/A	0	0	0	N/A
Zone B:								
112 Primary Res, Single Line Bus, Lifeline EUCL (1)	0	0.00000000	0.00000000	0.00000000	0	0	0	N/A
114 NonPrimary Residence & BRI ISDN EUCL (1)	0	0.00000000	0.00000000	0.00000000	0	0	0	N/A
116 Multiline Bus, PRI ISDN, Centrex EUCL (1)	0	0.00000000	0.00000000	0.00000000	0	0	0	N/A
Zone C:								
122 Primary Res, Single Line Bus, Lifeline EUCL (1)	0	0.00000000	0.00000000	0.00000000	0	0	0	N/A
124 NonPrimary Residence & BRI ISDN EUCL (1)	0	0.00000000	0.00000000	0.00000000	0	0	0	N/A
126 Multiline Bus, PRI ISDN, Centrex EUCL (1)	0	0.00000000	0.00000000	0.00000000	0	0	0	N/A
Zone D:								
132 Primary Res, Single Line Bus, Lifeline EUCL (1)	0	0.00000000	0.00000000	0.00000000	0	0	0	N/A
134 NonPrimary Residence & BRI ISDN EUCL (1)	0	0.00000000	0.00000000	0.00000000	0	0	0	N/A
136 Multiline Bus, PRI ISDN, Centrex EUCL (1)	0	0.00000000	0.00000000	0.00000000	0	0	0	N/A
Zone - Other:								
142 Primary Res, Single Line Bus, Lifeline EUCL (1)	0	0.00000000	0.00000000	0.00000000	0	0	0	N/A
144 NonPrimary Residence & BRI ISDN EUCL (1)	0	0.00000000	0.00000000	0.00000000	0	0	0	N/A
146 Multiline Bus, PRI ISDN, Centrex EUCL (1)	0	0.00000000	0.00000000	0.00000000	0	0	0	N/A
Presubscribed Interexchange Carrier Charge (PI)								
155 Multiline Business & PRI ISDN PICC (1)	0	0.00000000	0.00000000	0.00000000	0	0	0	N/A
157 Business Centrex PICC	0	N/A	N/A	N/A	0	0	0	N/A
Carrier Common Line								
161 Terminating CCL Prem.	0	0.00000000	0.00000000	0.00000000	0	0	0	N/A
163 Terminating CCL Non-Prem.	0	0.00000000	0.00000000	0.00000000	0	0	0	N/A
165 Originating CCL Prem.	0	0.00000000	0.00000000	0.00000000	0	0	0	N/A
167 Originating CCL Non-Prem.	0	0.00000000	0.00000000	0.00000000	0	0	0	N/A
180 Other Common Line	N/A	N/A	N/A	N/A	0	0	0	N/A
185 USAC Receipts	0	0.00000000	0.00000000	0.00000000	0	0	0	N/A
190 Total Basket	N/A	N/A	N/A	N/A	0	0	0	N/A

Jurisdiction Number:

18

Price Cap Tariff Review Plan
 Common Line Basket

	BASE PERIOD DEMAND	RATES AT LAST PCI UPDATE	CURRENT RATES	PROPOSED RATES	BASE PERIOD DEMAND x RATES AT LAST PCI UPDATE	BASE PERIOD DEMAND x CURRENT RATES	BASE PERIOD DEMAND x PROPOSED RATES	INDEX RESULTS
	(A)	(B)	(C)	(D)	(E)	(F)	(G)	(H)
End User Common Line (EUCL)								
No Zone or Zone A:								
102 Primary Res, Single Line Bus, Lifeline EUCL (1)	0	0.00000000	0.00000000	0.00000000	0	0	0	N/A
104 NonPrimary Residence & BRI ISDN EUCL (1)	0	0.00000000	0.00000000	0.00000000	0	0	0	N/A
106 Multiline Bus, PRI ISDN, Centrex EUCL (1)	0	0.00000000	0.00000000	0.00000000	0	0	0	N/A
108 Special Access Surcharge	0	25.00000000	25.00000000	25.00000000	0	0	0	N/A
109 Other EUCL	N/A	N/A	N/A	N/A	0	0	0	N/A
Zone B:								
112 Primary Res, Single Line Bus, Lifeline EUCL (1)	0	0.00000000	0.00000000	0.00000000	0	0	0	N/A
114 NonPrimary Residence & BRI ISDN EUCL (1)	0	0.00000000	0.00000000	0.00000000	0	0	0	N/A
116 Multiline Bus, PRI ISDN, Centrex EUCL (1)	0	0.00000000	0.00000000	0.00000000	0	0	0	N/A
Zone C:								
122 Primary Res, Single Line Bus, Lifeline EUCL (1)	0	0.00000000	0.00000000	0.00000000	0	0	0	N/A
124 NonPrimary Residence & BRI ISDN EUCL (1)	0	0.00000000	0.00000000	0.00000000	0	0	0	N/A
126 Multiline Bus, PRI ISDN, Centrex EUCL (1)	0	0.00000000	0.00000000	0.00000000	0	0	0	N/A
Zone D:								
132 Primary Res, Single Line Bus, Lifeline EUCL (1)	0	0.00000000	0.00000000	0.00000000	0	0	0	N/A
134 NonPrimary Residence & BRI ISDN EUCL (1)	0	0.00000000	0.00000000	0.00000000	0	0	0	N/A
136 Multiline Bus, PRI ISDN, Centrex EUCL (1)	0	0.00000000	0.00000000	0.00000000	0	0	0	N/A
Zone - Other:								
142 Primary Res, Single Line Bus, Lifeline EUCL (1)	0	0.00000000	0.00000000	0.00000000	0	0	0	N/A
144 NonPrimary Residence & BRI ISDN EUCL (1)	0	0.00000000	0.00000000	0.00000000	0	0	0	N/A
146 Multiline Bus, PRI ISDN, Centrex EUCL (1)	0	0.00000000	0.00000000	0.00000000	0	0	0	N/A
Presubscribed Interexchange Carrier Charge (PI)								
155 Multiline Business & PRI ISDN PICC (1)	0	0.00000000	0.00000000	0.00000000	0	0	0	N/A
157 Business Centrex PICC	0	N/A	N/A	N/A	0	0	0	N/A
Carrier Common Line								
161 Terminating CCL Prem.	0	0.00000000	0.00000000	0.00000000	0	0	0	N/A
163 Terminating CCL Non-Prem.	0	0.00000000	0.00000000	0.00000000	0	0	0	N/A
165 Originating CCL Prem.	0	0.00000000	0.00000000	0.00000000	0	0	0	N/A
167 Originating CCL Non-Prem.	0	0.00000000	0.00000000	0.00000000	0	0	0	N/A
180 Other Common Line	N/A	N/A	N/A	N/A	0	0	0	N/A
185 USAC Receipts	0	0.00000000	0.00000000	0.00000000	0	0	0	N/A
Per Minute Revenues					0	0	0	N/A
190 Total Basket	N/A	N/A	N/A	N/A	0	0	0	N/A

Jurisdiction Number: 44

	BASE PERIOD DEMAND	RATES AT LAST PCI UPDATE	CURRENT RATES	PROPOSED RATES	BASE PERIOD DEMAND x RATES AT LAST PCI UPDATE	BASE PERIOD DEMAND x CURRENT RATES	BASE PERIOD DEMAND x PROPOSED RATES	INDEX RESULTS
	(A)	(B)	(C)	(D)	(E)	(F)	(G)	(H)
End User Common Line (EUCL)								
No Zone or Zone A:								
102 Primary Res, Single Line Bus, Lifeline EUCL (1)	0	0.00000000	0.00000000	0.00000000	0	0	0	N/A
104 NonPrimary Residence & BRI ISDN EUCL (1)	0	0.00000000	0.00000000	0.00000000	0	0	0	N/A
106 Multiline Bus, PRI ISDN, Centrex EUCL (1)	0	0.00000000	0.00000000	0.00000000	0	0	0	N/A
108 Special Access Surcharge	0	25.00000000	25.00000000	25.00000000	0	0	0	N/A
109 Other EUCL	N/A	N/A	N/A	N/A	0	0	0	N/A
Zone B:								
112 Primary Res, Single Line Bus, Lifeline EUCL (1)	0	0.00000000	0.00000000	0.00000000	0	0	0	N/A
114 NonPrimary Residence & BRI ISDN EUCL (1)	0	0.00000000	0.00000000	0.00000000	0	0	0	N/A
116 Multiline Bus, PRI ISDN, Centrex EUCL (1)	0	0.00000000	0.00000000	0.00000000	0	0	0	N/A
Zone C:								
122 Primary Res, Single Line Bus, Lifeline EUCL (1)	0	0.00000000	0.00000000	0.00000000	0	0	0	N/A
124 NonPrimary Residence & BRI ISDN EUCL (1)	0	0.00000000	0.00000000	0.00000000	0	0	0	N/A
126 Multiline Bus, PRI ISDN, Centrex EUCL (1)	0	0.00000000	0.00000000	0.00000000	0	0	0	N/A
Zone D:								
132 Primary Res, Single Line Bus, Lifeline EUCL (1)	0	0.00000000	0.00000000	0.00000000	0	0	0	N/A
134 NonPrimary Residence & BRI ISDN EUCL (1)	0	0.00000000	0.00000000	0.00000000	0	0	0	N/A
136 Multiline Bus, PRI ISDN, Centrex EUCL (1)	0	0.00000000	0.00000000	0.00000000	0	0	0	N/A
Zone - Other:								
142 Primary Res, Single Line Bus, Lifeline EUCL (1)	0	0.00000000	0.00000000	0.00000000	0	0	0	N/A
144 NonPrimary Residence & BRI ISDN EUCL (1)	0	0.00000000	0.00000000	0.00000000	0	0	0	N/A
146 Multiline Bus, PRI ISDN, Centrex EUCL (1)	0	0.00000000	0.00000000	0.00000000	0	0	0	N/A
Presubscribed Interexchange Carrier Charge (PI)								
155 Multiline Business & PRI ISDN PICC (1)	0	0.00000000	0.00000000	0.00000000	0	0	0	N/A
157 Business Centrex PICC	0	N/A	N/A	N/A	0	0	0	N/A
Carrier Common Line								
161 Terminating CCL Prem.	0	0.00000000	0.00000000	0.00000000	0	0	0	N/A
163 Terminating CCL Non-Prem.	0	0.00000000	0.00000000	0.00000000	0	0	0	N/A
165 Originating CCL Prem.	0	0.00000000	0.00000000	0.00000000	0	0	0	N/A
167 Originating CCL Non-Prem.	0	0.00000000	0.00000000	0.00000000	0	0	0	N/A
180 Other Common Line	N/A	N/A	N/A	N/A	0	0	0	N/A
185 USAC Receipts	0	0.00000000	0.00000000	0.00000000	0	0	0	N/A
190 Total Basket	N/A	N/A	N/A	N/A	0	0	0	N/A

Jurisdiction Number:

44

	BASE PERIOD DEMAND	RATES AT LAST PCI UPDATE	CURRENT RATES	PROPOSED RATES	BASE PERIOD DEMAND x RATES AT LAST PCI UPDATE	BASE PERIOD DEMAND x CURRENT RATES	BASE PERIOD DEMAND x PROPOSED RATES	INDEX RESULTS
	(A)	(B)	(C)	(D)	(E)	(F)	(G)	(H)
End User Common Line (EUCL)								
No Zone or Zone A:								
102 Primary Res, Single Line Bus, Lifeline EUCL (1)	0	0.00000000	0.00000000	0.00000000	0	0	0	N/A
104 NonPrimary Residence & BRI ISDN EUCL (1)	0	0.00000000	0.00000000	0.00000000	0	0	0	N/A
106 Multiline Bus, PRI ISDN, Centrex EUCL (1)	0	0.00000000	0.00000000	0.00000000	0	0	0	N/A
108 Special Access Surcharge	0	25.00000000	25.00000000	25.00000000	0	0	0	N/A
109 Other EUCL	N/A	N/A	N/A	N/A	0	0	0	N/A
Zone B:								
112 Primary Res, Single Line Bus, Lifeline EUCL (1)	0	0.00000000	0.00000000	0.00000000	0	0	0	N/A
114 NonPrimary Residence & BRI ISDN EUCL (1)	0	0.00000000	0.00000000	0.00000000	0	0	0	N/A
116 Multiline Bus, PRI ISDN, Centrex EUCL (1)	0	0.00000000	0.00000000	0.00000000	0	0	0	N/A
Zone C:								
122 Primary Res, Single Line Bus, Lifeline EUCL (1)	0	0.00000000	0.00000000	0.00000000	0	0	0	N/A
124 NonPrimary Residence & BRI ISDN EUCL (1)	0	0.00000000	0.00000000	0.00000000	0	0	0	N/A
126 Multiline Bus, PRI ISDN, Centrex EUCL (1)	0	0.00000000	0.00000000	0.00000000	0	0	0	N/A
Zone D:								
132 Primary Res, Single Line Bus, Lifeline EUCL (1)	0	0.00000000	0.00000000	0.00000000	0	0	0	N/A
134 NonPrimary Residence & BRI ISDN EUCL (1)	0	0.00000000	0.00000000	0.00000000	0	0	0	N/A
136 Multiline Bus, PRI ISDN, Centrex EUCL (1)	0	0.00000000	0.00000000	0.00000000	0	0	0	N/A
Zone - Other:								
142 Primary Res, Single Line Bus, Lifeline EUCL (1)	0	0.00000000	0.00000000	0.00000000	0	0	0	N/A
144 NonPrimary Residence & BRI ISDN EUCL (1)	0	0.00000000	0.00000000	0.00000000	0	0	0	N/A
146 Multiline Bus, PRI ISDN, Centrex EUCL (1)	0	0.00000000	0.00000000	0.00000000	0	0	0	N/A
Presubscribed Interexchange Carrier Charge (PI)								
155 Multiline Business & PRI ISDN PICC (1)	0	0.00000000	0.00000000	0.00000000	0	0	0	N/A
157 Business Centrex PICC	0	N/A	N/A	N/A	0	0	0	N/A
Carrier Common Line								
161 Terminating CCL Prem.	0	0.00000000	0.00000000	0.00000000	0	0	0	N/A
163 Terminating CCL Non-Prem.	0	0.00000000	0.00000000	0.00000000	0	0	0	N/A
165 Originating CCL Prem.	0	0.00000000	0.00000000	0.00000000	0	0	0	N/A
167 Originating CCL Non-Prem.	0	0.00000000	0.00000000	0.00000000	0	0	0	N/A
180 Other Common Line	N/A	N/A	N/A	N/A	0	0	0	N/A
185 USAC Receipts	0	0.00000000	0.00000000	0.00000000	0	0	0	N/A
Per Minute Revenues					0	0	0	N/A
190 Total Basket	N/A	N/A	N/A	N/A	0	0	0	N/A

Note: Enter the first Jurisdiction name or abbreviation in cell D15, the second Jurisdiction name or abbreviation in cell M15, etc.

COSAs with Jurisdictionally Separate SLCs, PICCs, and/
For ILECs with mixed SLC/PICC/CCL pricing methods:

Jurisdiction Number: 19

Price Cap Tariff Review Plan
 Common Line Basket

	BASE PERIOD DEMAND	RATES AT LAST PCI UPDATE	CURRENT RATES	PROPOSED RATES	BASE PERIOD DEMAND x RATES AT LAST PCI UPDATE	BASE PERIOD DEMAND x CURRENT RATES	BASE PERIOD DEMAND x PROPOSED RATES	INDEX RESULTS
	(A)	(B)	(C)	(D)	(E)	(F)	(G)	(H)
End User Common Line (EUCL)								
No Zone or Zone A:								
102 Primary Res, Single Line Bus, Lifeline EUCL (1)	0	0.00000000	0.00000000	0.00000000	0	0	0	N/A
104 NonPrimary Residence & BRI ISDN EUCL (1)	0	0.00000000	0.00000000	0.00000000	0	0	0	N/A
106 Multiline Bus, PRI ISDN, Centrex EUCL (1)	0	0.00000000	0.00000000	0.00000000	0	0	0	N/A
108 Special Access Surcharge	0	25.00000000	25.00000000	25.00000000	0	0	0	N/A
109 Other EUCL	N/A	N/A	N/A	N/A	0	0	0	N/A
Zone B:								
112 Primary Res, Single Line Bus, Lifeline EUCL (1)	0	0.00000000	0.00000000	0.00000000	0	0	0	N/A
114 NonPrimary Residence & BRI ISDN EUCL (1)	0	0.00000000	0.00000000	0.00000000	0	0	0	N/A
116 Multiline Bus, PRI ISDN, Centrex EUCL (1)	0	0.00000000	0.00000000	0.00000000	0	0	0	N/A
Zone C:								
122 Primary Res, Single Line Bus, Lifeline EUCL (1)	0	0.00000000	0.00000000	0.00000000	0	0	0	N/A
124 NonPrimary Residence & BRI ISDN EUCL (1)	0	0.00000000	0.00000000	0.00000000	0	0	0	N/A
126 Multiline Bus, PRI ISDN, Centrex EUCL (1)	0	0.00000000	0.00000000	0.00000000	0	0	0	N/A
Zone D:								
132 Primary Res, Single Line Bus, Lifeline EUCL (1)	0	0.00000000	0.00000000	0.00000000	0	0	0	N/A
134 NonPrimary Residence & BRI ISDN EUCL (1)	0	0.00000000	0.00000000	0.00000000	0	0	0	N/A
136 Multiline Bus, PRI ISDN, Centrex EUCL (1)	0	0.00000000	0.00000000	0.00000000	0	0	0	N/A
Zone - Other:								
142 Primary Res, Single Line Bus, Lifeline EUCL (1)	0	0.00000000	0.00000000	0.00000000	0	0	0	N/A
144 NonPrimary Residence & BRI ISDN EUCL (1)	0	0.00000000	0.00000000	0.00000000	0	0	0	N/A
146 Multiline Bus, PRI ISDN, Centrex EUCL (1)	0	0.00000000	0.00000000	0.00000000	0	0	0	N/A
Presubscribed Interexchange Carrier Charge (PI)								
155 Multiline Business & PRI ISDN PICC (1)	0	0.00000000	0.00000000	0.00000000	0	0	0	N/A
157 Business Centrex PICC	0	N/A	N/A	N/A	0	0	0	N/A
Carrier Common Line								
161 Terminating CCL Prem.	0	0.00000000	0.00000000	0.00000000	0	0	0	N/A
163 Terminating CCL Non-Prem.	0	0.00000000	0.00000000	0.00000000	0	0	0	N/A
165 Originating CCL Prem.	0	0.00000000	0.00000000	0.00000000	0	0	0	N/A
167 Originating CCL Non-Prem.	0	0.00000000	0.00000000	0.00000000	0	0	0	N/A
180 Other Common Line	N/A	N/A	N/A	N/A	0	0	0	N/A
185 USAC Receipts	0	0.00000000	0.00000000	0.00000000	0	0	0	N/A
190 Total Basket	N/A	N/A	N/A	N/A	0	0	0	N/A

CL ExogCosts (non-ATS Trgtng): enter \$ by juris or "Total Total

Jurisdiction Number:

19

Price Cap Tariff Review Plan
 Common Line Basket

	BASE PERIOD DEMAND	RATES AT LAST PCI UPDATE	CURRENT RATES	PROPOSED RATES	BASE PERIOD DEMAND x RATES AT LAST PCI UPDATE	BASE PERIOD DEMAND x CURRENT RATES	BASE PERIOD DEMAND x PROPOSED RATES	INDEX RESULTS
	(A)	(B)	(C)	(D)	(E)	(F)	(G)	(H)
End User Common Line (EUCL)								
No Zone or Zone A:								
102 Primary Res, Single Line Bus, Lifeline EUCL (1)	0	0.00000000	0.00000000	0.00000000	0	0	0	N/A
104 NonPrimary Residence & BRI ISDN EUCL (1)	0	0.00000000	0.00000000	0.00000000	0	0	0	N/A
106 Multiline Bus, PRI ISDN, Centrex EUCL (1)	0	0.00000000	0.00000000	0.00000000	0	0	0	N/A
108 Special Access Surcharge	0	25.00000000	25.00000000	25.00000000	0	0	0	N/A
109 Other EUCL	N/A	N/A	N/A	N/A	0	0	0	N/A
Zone B:								
112 Primary Res, Single Line Bus, Lifeline EUCL (1)	0	0.00000000	0.00000000	0.00000000	0	0	0	N/A
114 NonPrimary Residence & BRI ISDN EUCL (1)	0	0.00000000	0.00000000	0.00000000	0	0	0	N/A
116 Multiline Bus, PRI ISDN, Centrex EUCL (1)	0	0.00000000	0.00000000	0.00000000	0	0	0	N/A
Zone C:								
122 Primary Res, Single Line Bus, Lifeline EUCL (1)	0	0.00000000	0.00000000	0.00000000	0	0	0	N/A
124 NonPrimary Residence & BRI ISDN EUCL (1)	0	0.00000000	0.00000000	0.00000000	0	0	0	N/A
126 Multiline Bus, PRI ISDN, Centrex EUCL (1)	0	0.00000000	0.00000000	0.00000000	0	0	0	N/A
Zone D:								
132 Primary Res, Single Line Bus, Lifeline EUCL (1)	0	0.00000000	0.00000000	0.00000000	0	0	0	N/A
134 NonPrimary Residence & BRI ISDN EUCL (1)	0	0.00000000	0.00000000	0.00000000	0	0	0	N/A
136 Multiline Bus, PRI ISDN, Centrex EUCL (1)	0	0.00000000	0.00000000	0.00000000	0	0	0	N/A
Zone - Other:								
142 Primary Res, Single Line Bus, Lifeline EUCL (1)	0	0.00000000	0.00000000	0.00000000	0	0	0	N/A
144 NonPrimary Residence & BRI ISDN EUCL (1)	0	0.00000000	0.00000000	0.00000000	0	0	0	N/A
146 Multiline Bus, PRI ISDN, Centrex EUCL (1)	0	0.00000000	0.00000000	0.00000000	0	0	0	N/A
Presubscribed Interexchange Carrier Charge (PI)								
155 Multiline Business & PRI ISDN PICC (1)	0	0.00000000	0.00000000	0.00000000	0	0	0	N/A
157 Business Centrex PICC	0	N/A	N/A	N/A	0	0	0	N/A
Carrier Common Line								
161 Terminating CCL Prem.	0	0.00000000	0.00000000	0.00000000	0	0	0	N/A
163 Terminating CCL Non-Prem.	0	0.00000000	0.00000000	0.00000000	0	0	0	N/A
165 Originating CCL Prem.	0	0.00000000	0.00000000	0.00000000	0	0	0	N/A
167 Originating CCL Non-Prem.	0	0.00000000	0.00000000	0.00000000	0	0	0	N/A
180 Other Common Line	N/A	N/A	N/A	N/A	0	0	0	N/A
185 USAC Receipts	0	0.00000000	0.00000000	0.00000000	0	0	0	N/A
Per Minute Revenues					0	0	0	N/A
190 Total Basket	N/A	N/A	N/A	N/A	0	0	0	N/A

Jurisdiction Number: 45

	BASE PERIOD DEMAND	RATES AT LAST PCI UPDATE	CURRENT RATES	PROPOSED RATES	BASE PERIOD DEMAND x RATES AT LAST PCI UPDATE	BASE PERIOD DEMAND x CURRENT RATES	BASE PERIOD DEMAND x PROPOSED RATES	INDEX RESULTS
	(A)	(B)	(C)	(D)	(E)	(F)	(G)	(H)
End User Common Line (EUCL)								
No Zone or Zone A:								
102 Primary Res, Single Line Bus, Lifeline EUCL (1)	0	0.00000000	0.00000000	0.00000000	0	0	0	N/A
104 NonPrimary Residence & BRI ISDN EUCL (1)	0	0.00000000	0.00000000	0.00000000	0	0	0	N/A
106 Multiline Bus, PRI ISDN, Centrex EUCL (1)	0	0.00000000	0.00000000	0.00000000	0	0	0	N/A
108 Special Access Surcharge	0	25.00000000	25.00000000	25.00000000	0	0	0	N/A
109 Other EUCL	N/A	N/A	N/A	N/A	0	0	0	N/A
Zone B:								
112 Primary Res, Single Line Bus, Lifeline EUCL (1)	0	0.00000000	0.00000000	0.00000000	0	0	0	N/A
114 NonPrimary Residence & BRI ISDN EUCL (1)	0	0.00000000	0.00000000	0.00000000	0	0	0	N/A
116 Multiline Bus, PRI ISDN, Centrex EUCL (1)	0	0.00000000	0.00000000	0.00000000	0	0	0	N/A
Zone C:								
122 Primary Res, Single Line Bus, Lifeline EUCL (1)	0	0.00000000	0.00000000	0.00000000	0	0	0	N/A
124 NonPrimary Residence & BRI ISDN EUCL (1)	0	0.00000000	0.00000000	0.00000000	0	0	0	N/A
126 Multiline Bus, PRI ISDN, Centrex EUCL (1)	0	0.00000000	0.00000000	0.00000000	0	0	0	N/A
Zone D:								
132 Primary Res, Single Line Bus, Lifeline EUCL (1)	0	0.00000000	0.00000000	0.00000000	0	0	0	N/A
134 NonPrimary Residence & BRI ISDN EUCL (1)	0	0.00000000	0.00000000	0.00000000	0	0	0	N/A
136 Multiline Bus, PRI ISDN, Centrex EUCL (1)	0	0.00000000	0.00000000	0.00000000	0	0	0	N/A
Zone - Other:								
142 Primary Res, Single Line Bus, Lifeline EUCL (1)	0	0.00000000	0.00000000	0.00000000	0	0	0	N/A
144 NonPrimary Residence & BRI ISDN EUCL (1)	0	0.00000000	0.00000000	0.00000000	0	0	0	N/A
146 Multiline Bus, PRI ISDN, Centrex EUCL (1)	0	0.00000000	0.00000000	0.00000000	0	0	0	N/A
Presubscribed Interexchange Carrier Charge (PI)								
155 Multiline Business & PRI ISDN PICC (1)	0	0.00000000	0.00000000	0.00000000	0	0	0	N/A
157 Business Centrex PICC	0	N/A	N/A	N/A	0	0	0	N/A
Carrier Common Line								
161 Terminating CCL Prem.	0	0.00000000	0.00000000	0.00000000	0	0	0	N/A
163 Terminating CCL Non-Prem.	0	0.00000000	0.00000000	0.00000000	0	0	0	N/A
165 Originating CCL Prem.	0	0.00000000	0.00000000	0.00000000	0	0	0	N/A
167 Originating CCL Non-Prem.	0	0.00000000	0.00000000	0.00000000	0	0	0	N/A
180 Other Common Line	N/A	N/A	N/A	N/A	0	0	0	N/A
185 USAC Receipts	0	0.00000000	0.00000000	0.00000000	0	0	0	N/A
190 Total Basket	N/A	N/A	N/A	N/A	0	0	0	N/A

Jurisdiction Number:

45

RTE-1J ANALYZE

Filing Date: 06/16/2015
 Filing Entity: PTNV
 Transmittal Number: 280
 PTNV 2015 LFAF - (PTNVAN15.xls)
 Page 1 of 40

	BASE PERIOD DEMAND	RATES AT LAST PCI UPDATE	CURRENT RATES	PROPOSED RATES	BASE PERIOD DEMAND x RATES AT LAST PCI UPDATE	BASE PERIOD DEMAND x CURRENT RATES	BASE PERIOD DEMAND x PROPOSED RATES	INDEX RESULTS
	(A)	(B)	(C)	(D)	(E)	(F)	(G)	(H)
End User Common Line (EUCL)								
No Zone or Zone A:								
102 Primary Res, Single Line Bus, Lifeline EUCL (1)	0	0.00000000	0.00000000	0.00000000	0	0	0	N/A
104 NonPrimary Residence & BRI ISDN EUCL (1)	0	0.00000000	0.00000000	0.00000000	0	0	0	N/A
106 Multiline Bus, PRI ISDN, Centrex EUCL (1)	0	0.00000000	0.00000000	0.00000000	0	0	0	N/A
108 Special Access Surcharge	0	25.00000000	25.00000000	25.00000000	0	0	0	N/A
109 Other EUCL	N/A	N/A	N/A	N/A	0	0	0	N/A
Zone B:								
112 Primary Res, Single Line Bus, Lifeline EUCL (1)	0	0.00000000	0.00000000	0.00000000	0	0	0	N/A
114 NonPrimary Residence & BRI ISDN EUCL (1)	0	0.00000000	0.00000000	0.00000000	0	0	0	N/A
116 Multiline Bus, PRI ISDN, Centrex EUCL (1)	0	0.00000000	0.00000000	0.00000000	0	0	0	N/A
Zone C:								
122 Primary Res, Single Line Bus, Lifeline EUCL (1)	0	0.00000000	0.00000000	0.00000000	0	0	0	N/A
124 NonPrimary Residence & BRI ISDN EUCL (1)	0	0.00000000	0.00000000	0.00000000	0	0	0	N/A
126 Multiline Bus, PRI ISDN, Centrex EUCL (1)	0	0.00000000	0.00000000	0.00000000	0	0	0	N/A
Zone D:								
132 Primary Res, Single Line Bus, Lifeline EUCL (1)	0	0.00000000	0.00000000	0.00000000	0	0	0	N/A
134 NonPrimary Residence & BRI ISDN EUCL (1)	0	0.00000000	0.00000000	0.00000000	0	0	0	N/A
136 Multiline Bus, PRI ISDN, Centrex EUCL (1)	0	0.00000000	0.00000000	0.00000000	0	0	0	N/A
Zone - Other:								
142 Primary Res, Single Line Bus, Lifeline EUCL (1)	0	0.00000000	0.00000000	0.00000000	0	0	0	N/A
144 NonPrimary Residence & BRI ISDN EUCL (1)	0	0.00000000	0.00000000	0.00000000	0	0	0	N/A
146 Multiline Bus, PRI ISDN, Centrex EUCL (1)	0	0.00000000	0.00000000	0.00000000	0	0	0	N/A
Presubscribed Interexchange Carrier Charge (PI)								
155 Multiline Business & PRI ISDN PICC (1)	0	0.00000000	0.00000000	0.00000000	0	0	0	N/A
157 Business Centrex PICC	0	N/A	N/A	N/A	0	0	0	N/A
Carrier Common Line								
161 Terminating CCL Prem.	0	0.00000000	0.00000000	0.00000000	0	0	0	N/A
163 Terminating CCL Non-Prem.	0	0.00000000	0.00000000	0.00000000	0	0	0	N/A
165 Originating CCL Prem.	0	0.00000000	0.00000000	0.00000000	0	0	0	N/A
167 Originating CCL Non-Prem.	0	0.00000000	0.00000000	0.00000000	0	0	0	N/A
180 Other Common Line	N/A	N/A	N/A	N/A	0	0	0	N/A
185 USAC Receipts	0	0.00000000	0.00000000	0.00000000	0	0	0	N/A
Per Minute Revenues					0	0	0	N/A
190 Total Basket	N/A	N/A	N/A	N/A	0	0	0	N/A

Note: Enter the first Jurisdiction name or abbreviation in cell D15, the second Jurisdiction name or abbreviation in cell M15, etc.

COSAs with Jurisdictionally Separate SLCs, PICCs, and/
For ILECs with mixed SLC/PICC/CCL pricing methods:

Jurisdiction Number: 20

Price Cap Tariff Review Plan
 Common Line Basket

	BASE PERIOD DEMAND	RATES AT LAST PCI UPDATE	CURRENT RATES	PROPOSED RATES	BASE PERIOD DEMAND x RATES AT LAST PCI UPDATE	BASE PERIOD DEMAND x CURRENT RATES	BASE PERIOD DEMAND x PROPOSED RATES	INDEX RESULTS
	(A)	(B)	(C)	(D)	(E)	(F)	(G)	(H)
End User Common Line (EUCL)								
No Zone or Zone A:								
102 Primary Res, Single Line Bus, Lifeline EUCL (1)	0	0.00000000	0.00000000	0.00000000	0	0	0	N/A
104 NonPrimary Residence & BRI ISDN EUCL (1)	0	0.00000000	0.00000000	0.00000000	0	0	0	N/A
106 Multiline Bus, PRI ISDN, Centrex EUCL (1)	0	0.00000000	0.00000000	0.00000000	0	0	0	N/A
108 Special Access Surcharge	0	25.00000000	25.00000000	25.00000000	0	0	0	N/A
109 Other EUCL	N/A	N/A	N/A	N/A	0	0	0	N/A
Zone B:								
112 Primary Res, Single Line Bus, Lifeline EUCL (1)	0	0.00000000	0.00000000	0.00000000	0	0	0	N/A
114 NonPrimary Residence & BRI ISDN EUCL (1)	0	0.00000000	0.00000000	0.00000000	0	0	0	N/A
116 Multiline Bus, PRI ISDN, Centrex EUCL (1)	0	0.00000000	0.00000000	0.00000000	0	0	0	N/A
Zone C:								
122 Primary Res, Single Line Bus, Lifeline EUCL (1)	0	0.00000000	0.00000000	0.00000000	0	0	0	N/A
124 NonPrimary Residence & BRI ISDN EUCL (1)	0	0.00000000	0.00000000	0.00000000	0	0	0	N/A
126 Multiline Bus, PRI ISDN, Centrex EUCL (1)	0	0.00000000	0.00000000	0.00000000	0	0	0	N/A
Zone D:								
132 Primary Res, Single Line Bus, Lifeline EUCL (1)	0	0.00000000	0.00000000	0.00000000	0	0	0	N/A
134 NonPrimary Residence & BRI ISDN EUCL (1)	0	0.00000000	0.00000000	0.00000000	0	0	0	N/A
136 Multiline Bus, PRI ISDN, Centrex EUCL (1)	0	0.00000000	0.00000000	0.00000000	0	0	0	N/A
Zone - Other:								
142 Primary Res, Single Line Bus, Lifeline EUCL (1)	0	0.00000000	0.00000000	0.00000000	0	0	0	N/A
144 NonPrimary Residence & BRI ISDN EUCL (1)	0	0.00000000	0.00000000	0.00000000	0	0	0	N/A
146 Multiline Bus, PRI ISDN, Centrex EUCL (1)	0	0.00000000	0.00000000	0.00000000	0	0	0	N/A
Presubscribed Interexchange Carrier Charge (PI)								
155 Multiline Business & PRI ISDN PICC (1)	0	0.00000000	0.00000000	0.00000000	0	0	0	N/A
157 Business Centrex PICC	0	N/A	N/A	N/A	0	0	0	N/A
Carrier Common Line								
161 Terminating CCL Prem.	0	0.00000000	0.00000000	0.00000000	0	0	0	N/A
163 Terminating CCL Non-Prem.	0	0.00000000	0.00000000	0.00000000	0	0	0	N/A
165 Originating CCL Prem.	0	0.00000000	0.00000000	0.00000000	0	0	0	N/A
167 Originating CCL Non-Prem.	0	0.00000000	0.00000000	0.00000000	0	0	0	N/A
180 Other Common Line	N/A	N/A	N/A	N/A	0	0	0	N/A
185 USAC Receipts	0	0.00000000	0.00000000	0.00000000	0	0	0	N/A
190 Total Basket	N/A	N/A	N/A	N/A	0	0	0	N/A

Jurisdiction Number:

20

Price Cap Tariff Review Plan
 Common Line Basket

	BASE PERIOD DEMAND	RATES AT LAST PCI UPDATE	CURRENT RATES	PROPOSED RATES	BASE PERIOD DEMAND x RATES AT LAST PCI UPDATE	BASE PERIOD DEMAND x CURRENT RATES	BASE PERIOD DEMAND x PROPOSED RATES	INDEX RESULTS
	(A)	(B)	(C)	(D)	(E)	(F)	(G)	(H)
End User Common Line (EUCL)								
No Zone or Zone A:								
102 Primary Res, Single Line Bus, Lifeline EUCL (1)	0	0.00000000	0.00000000	0.00000000	0	0	0	N/A
104 NonPrimary Residence & BRI ISDN EUCL (1)	0	0.00000000	0.00000000	0.00000000	0	0	0	N/A
106 Multiline Bus, PRI ISDN, Centrex EUCL (1)	0	0.00000000	0.00000000	0.00000000	0	0	0	N/A
108 Special Access Surcharge	0	25.00000000	25.00000000	25.00000000	0	0	0	N/A
109 Other EUCL	N/A	N/A	N/A	N/A	0	0	0	N/A
Zone B:								
112 Primary Res, Single Line Bus, Lifeline EUCL (1)	0	0.00000000	0.00000000	0.00000000	0	0	0	N/A
114 NonPrimary Residence & BRI ISDN EUCL (1)	0	0.00000000	0.00000000	0.00000000	0	0	0	N/A
116 Multiline Bus, PRI ISDN, Centrex EUCL (1)	0	0.00000000	0.00000000	0.00000000	0	0	0	N/A
Zone C:								
122 Primary Res, Single Line Bus, Lifeline EUCL (1)	0	0.00000000	0.00000000	0.00000000	0	0	0	N/A
124 NonPrimary Residence & BRI ISDN EUCL (1)	0	0.00000000	0.00000000	0.00000000	0	0	0	N/A
126 Multiline Bus, PRI ISDN, Centrex EUCL (1)	0	0.00000000	0.00000000	0.00000000	0	0	0	N/A
Zone D:								
132 Primary Res, Single Line Bus, Lifeline EUCL (1)	0	0.00000000	0.00000000	0.00000000	0	0	0	N/A
134 NonPrimary Residence & BRI ISDN EUCL (1)	0	0.00000000	0.00000000	0.00000000	0	0	0	N/A
136 Multiline Bus, PRI ISDN, Centrex EUCL (1)	0	0.00000000	0.00000000	0.00000000	0	0	0	N/A
Zone - Other:								
142 Primary Res, Single Line Bus, Lifeline EUCL (1)	0	0.00000000	0.00000000	0.00000000	0	0	0	N/A
144 NonPrimary Residence & BRI ISDN EUCL (1)	0	0.00000000	0.00000000	0.00000000	0	0	0	N/A
146 Multiline Bus, PRI ISDN, Centrex EUCL (1)	0	0.00000000	0.00000000	0.00000000	0	0	0	N/A
Presubscribed Interexchange Carrier Charge (PI)								
155 Multiline Business & PRI ISDN PICC (1)	0	0.00000000	0.00000000	0.00000000	0	0	0	N/A
157 Business Centrex PICC	0	N/A	N/A	N/A	0	0	0	N/A
Carrier Common Line								
161 Terminating CCL Prem.	0	0.00000000	0.00000000	0.00000000	0	0	0	N/A
163 Terminating CCL Non-Prem.	0	0.00000000	0.00000000	0.00000000	0	0	0	N/A
165 Originating CCL Prem.	0	0.00000000	0.00000000	0.00000000	0	0	0	N/A
167 Originating CCL Non-Prem.	0	0.00000000	0.00000000	0.00000000	0	0	0	N/A
180 Other Common Line	N/A	N/A	N/A	N/A	0	0	0	N/A
185 USAC Receipts	0	0.00000000	0.00000000	0.00000000	0	0	0	N/A
Per Minute Revenues					0	0	0	N/A
190 Total Basket	N/A	N/A	N/A	N/A	0	0	0	N/A

Jurisdiction Number: 46

	BASE PERIOD DEMAND	RATES AT LAST PCI UPDATE	CURRENT RATES	PROPOSED RATES	BASE PERIOD DEMAND x RATES AT LAST PCI UPDATE	BASE PERIOD DEMAND x CURRENT RATES	BASE PERIOD DEMAND x PROPOSED RATES	INDEX RESULTS
	(A)	(B)	(C)	(D)	(E)	(F)	(G)	(H)
End User Common Line (EUCL)								
No Zone or Zone A:								
102 Primary Res, Single Line Bus, Lifeline EUCL (1)	0	0.00000000	0.00000000	0.00000000	0	0	0	N/A
104 NonPrimary Residence & BRI ISDN EUCL (1)	0	0.00000000	0.00000000	0.00000000	0	0	0	N/A
106 Multiline Bus, PRI ISDN, Centrex EUCL (1)	0	0.00000000	0.00000000	0.00000000	0	0	0	N/A
108 Special Access Surcharge	0	0.00000000	0.00000000	0.00000000	0	0	0	N/A
109 Other EUCL	N/A	N/A	N/A	N/A	0	0	0	N/A
Zone B:								
112 Primary Res, Single Line Bus, Lifeline EUCL (1)	0	0.00000000	0.00000000	0.00000000	0	0	0	N/A
114 NonPrimary Residence & BRI ISDN EUCL (1)	0	0.00000000	0.00000000	0.00000000	0	0	0	N/A
116 Multiline Bus, PRI ISDN, Centrex EUCL (1)	0	0.00000000	0.00000000	0.00000000	0	0	0	N/A
Zone C:								
122 Primary Res, Single Line Bus, Lifeline EUCL (1)	0	0.00000000	0.00000000	0.00000000	0	0	0	N/A
124 NonPrimary Residence & BRI ISDN EUCL (1)	0	0.00000000	0.00000000	0.00000000	0	0	0	N/A
126 Multiline Bus, PRI ISDN, Centrex EUCL (1)	0	0.00000000	0.00000000	0.00000000	0	0	0	N/A
Zone D:								
132 Primary Res, Single Line Bus, Lifeline EUCL (1)	0	0.00000000	0.00000000	0.00000000	0	0	0	N/A
134 NonPrimary Residence & BRI ISDN EUCL (1)	0	0.00000000	0.00000000	0.00000000	0	0	0	N/A
136 Multiline Bus, PRI ISDN, Centrex EUCL (1)	0	0.00000000	0.00000000	0.00000000	0	0	0	N/A
Zone - Other:								
142 Primary Res, Single Line Bus, Lifeline EUCL (1)	0	0.00000000	0.00000000	0.00000000	0	0	0	N/A
144 NonPrimary Residence & BRI ISDN EUCL (1)	0	0.00000000	0.00000000	0.00000000	0	0	0	N/A
146 Multiline Bus, PRI ISDN, Centrex EUCL (1)	0	0.00000000	0.00000000	0.00000000	0	0	0	N/A
Presubscribed Interexchange Carrier Charge (PI)								
155 Multiline Business & PRI ISDN PICC (1)	0	0.00000000	0.00000000	0.00000000	0	0	0	N/A
157 Business Centrex PICC	0	N/A	N/A	N/A	0	0	0	N/A
Carrier Common Line								
161 Terminating CCL Prem.	0	0.00000000	0.00000000	0.00000000	0	0	0	N/A
163 Terminating CCL Non-Prem.	0	0.00000000	0.00000000	0.00000000	0	0	0	N/A
165 Originating CCL Prem.	0	0.00000000	0.00000000	0.00000000	0	0	0	N/A
167 Originating CCL Non-Prem.	0	0.00000000	0.00000000	0.00000000	0	0	0	N/A
180 Other Common Line	N/A	N/A	N/A	N/A	0	0	0	N/A
185 USAC Receipts	0	0.00000000	0.00000000	0.00000000	0	0	0	N/A
190 Total Basket	N/A	N/A	N/A	N/A	0	0	0	N/A

Jurisdiction Number:

46

RTE-1J ANALYZE

Filing Date: 06/16/2015
 Filing Entity: PTNV
 Transmittal Number: 280
 PTNV 2015 LFAF - (PTNVAN15.xls)
 Page 1 of 40

	BASE PERIOD DEMAND	RATES AT LAST PCI UPDATE	CURRENT RATES	PROPOSED RATES	BASE PERIOD DEMAND x RATES AT LAST PCI UPDATE	BASE PERIOD DEMAND x CURRENT RATES	BASE PERIOD DEMAND x PROPOSED RATES	INDEX RESULTS
	(A)	(B)	(C)	(D)	(E)	(F)	(G)	(H)
End User Common Line (EUCL)								
No Zone or Zone A:								
102 Primary Res, Single Line Bus, Lifeline EUCL (1)	0	0.00000000	0.00000000	0.00000000	0	0	0	N/A
104 NonPrimary Residence & BRI ISDN EUCL (1)	0	0.00000000	0.00000000	0.00000000	0	0	0	N/A
106 Multiline Bus, PRI ISDN, Centrex EUCL (1)	0	0.00000000	0.00000000	0.00000000	0	0	0	N/A
108 Special Access Surcharge	0	0.00000000	0.00000000	0.00000000	0	0	0	N/A
109 Other EUCL	N/A	N/A	N/A	N/A	0	0	0	N/A
Zone B:								
112 Primary Res, Single Line Bus, Lifeline EUCL (1)	0	0.00000000	0.00000000	0.00000000	0	0	0	N/A
114 NonPrimary Residence & BRI ISDN EUCL (1)	0	0.00000000	0.00000000	0.00000000	0	0	0	N/A
116 Multiline Bus, PRI ISDN, Centrex EUCL (1)	0	0.00000000	0.00000000	0.00000000	0	0	0	N/A
Zone C:								
122 Primary Res, Single Line Bus, Lifeline EUCL (1)	0	0.00000000	0.00000000	0.00000000	0	0	0	N/A
124 NonPrimary Residence & BRI ISDN EUCL (1)	0	0.00000000	0.00000000	0.00000000	0	0	0	N/A
126 Multiline Bus, PRI ISDN, Centrex EUCL (1)	0	0.00000000	0.00000000	0.00000000	0	0	0	N/A
Zone D:								
132 Primary Res, Single Line Bus, Lifeline EUCL (1)	0	0.00000000	0.00000000	0.00000000	0	0	0	N/A
134 NonPrimary Residence & BRI ISDN EUCL (1)	0	0.00000000	0.00000000	0.00000000	0	0	0	N/A
136 Multiline Bus, PRI ISDN, Centrex EUCL (1)	0	0.00000000	0.00000000	0.00000000	0	0	0	N/A
Zone - Other:								
142 Primary Res, Single Line Bus, Lifeline EUCL (1)	0	0.00000000	0.00000000	0.00000000	0	0	0	N/A
144 NonPrimary Residence & BRI ISDN EUCL (1)	0	0.00000000	0.00000000	0.00000000	0	0	0	N/A
146 Multiline Bus, PRI ISDN, Centrex EUCL (1)	0	0.00000000	0.00000000	0.00000000	0	0	0	N/A
Presubscribed Interexchange Carrier Charge (PI)								
155 Multiline Business & PRI ISDN PICC (1)	0	0.00000000	0.00000000	0.00000000	0	0	0	N/A
157 Business Centrex PICC	0	N/A	N/A	N/A	0	0	0	N/A
Carrier Common Line								
161 Terminating CCL Prem.	0	0.00000000	0.00000000	0.00000000	0	0	0	N/A
163 Terminating CCL Non-Prem.	0	0.00000000	0.00000000	0.00000000	0	0	0	N/A
165 Originating CCL Prem.	0	0.00000000	0.00000000	0.00000000	0	0	0	N/A
167 Originating CCL Non-Prem.	0	0.00000000	0.00000000	0.00000000	0	0	0	N/A
180 Other Common Line	N/A	N/A	N/A	N/A	0	0	0	N/A
185 USAC Receipts	0	0.00000000	0.00000000	0.00000000	0	0	0	N/A
Per Minute Revenues					0	0	0	N/A
190 Total Basket	N/A	N/A	N/A	N/A	0	0	0	N/A

Note: Enter the first Jurisdiction name or abbreviation in cell D15, the second Jurisdiction name or abbreviation in cell M15, etc.

COSAs with Jurisdictionally Separate SLCs, PICCs, and/
For ILECs with mixed SLC/PICC/CCL pricing methods:

Jurisdiction Number: 21

Price Cap Tariff Review Plan
Common Line Basket

	BASE PERIOD DEMAND	RATES AT LAST PCI UPDATE	CURRENT RATES	PROPOSED RATES	BASE PERIOD DEMAND x RATES AT LAST PCI UPDATE	BASE PERIOD DEMAND x CURRENT RATES	BASE PERIOD DEMAND x PROPOSED RATES	INDEX RESULTS
	(A)	(B)	(C)	(D)	(E)	(F)	(G)	(H)
End User Common Line (EUCL)								
No Zone or Zone A:								
102 Primary Res, Single Line Bus, Lifeline EUCL (1)	0	0.00000000	0.00000000	0.00000000	0	0	0	N/A
104 NonPrimary Residence & BRI ISDN EUCL (1)	0	0.00000000	0.00000000	0.00000000	0	0	0	N/A
106 Multiline Bus, PRI ISDN, Centrex EUCL (1)	0	0.00000000	0.00000000	0.00000000	0	0	0	N/A
108 Special Access Surcharge	0	0.00000000	0.00000000	0.00000000	0	0	0	N/A
109 Other EUCL	N/A	N/A	N/A	N/A	0	0	0	N/A
Zone B:								
112 Primary Res, Single Line Bus, Lifeline EUCL (1)	0	0.00000000	0.00000000	0.00000000	0	0	0	N/A
114 NonPrimary Residence & BRI ISDN EUCL (1)	0	0.00000000	0.00000000	0.00000000	0	0	0	N/A
116 Multiline Bus, PRI ISDN, Centrex EUCL (1)	0	0.00000000	0.00000000	0.00000000	0	0	0	N/A
Zone C:								
122 Primary Res, Single Line Bus, Lifeline EUCL (1)	0	0.00000000	0.00000000	0.00000000	0	0	0	N/A
124 NonPrimary Residence & BRI ISDN EUCL (1)	0	0.00000000	0.00000000	0.00000000	0	0	0	N/A
126 Multiline Bus, PRI ISDN, Centrex EUCL (1)	0	0.00000000	0.00000000	0.00000000	0	0	0	N/A
Zone D:								
132 Primary Res, Single Line Bus, Lifeline EUCL (1)	0	0.00000000	0.00000000	0.00000000	0	0	0	N/A
134 NonPrimary Residence & BRI ISDN EUCL (1)	0	0.00000000	0.00000000	0.00000000	0	0	0	N/A
136 Multiline Bus, PRI ISDN, Centrex EUCL (1)	0	0.00000000	0.00000000	0.00000000	0	0	0	N/A
Zone - Other:								
142 Primary Res, Single Line Bus, Lifeline EUCL (1)	0	0.00000000	0.00000000	0.00000000	0	0	0	N/A
144 NonPrimary Residence & BRI ISDN EUCL (1)	0	0.00000000	0.00000000	0.00000000	0	0	0	N/A
146 Multiline Bus, PRI ISDN, Centrex EUCL (1)	0	0.00000000	0.00000000	0.00000000	0	0	0	N/A
Presubscribed Interexchange Carrier Charge (PI)								
155 Multiline Business & PRI ISDN PICC (1)	0	0.00000000	0.00000000	0.00000000	0	0	0	N/A
157 Business Centrex PICC	0	N/A	N/A	N/A	0	0	0	N/A
Carrier Common Line								
161 Terminating CCL Prem.	0	0.00000000	0.00000000	0.00000000	0	0	0	N/A
163 Terminating CCL Non-Prem.	0	0.00000000	0.00000000	0.00000000	0	0	0	N/A
165 Originating CCL Prem.	0	0.00000000	0.00000000	0.00000000	0	0	0	N/A
167 Originating CCL Non-Prem.	0	0.00000000	0.00000000	0.00000000	0	0	0	N/A
180 Other Common Line	N/A	N/A	N/A	N/A	0	0	0	N/A
185 USAC Receipts	0	0.00000000	0.00000000	0.00000000	0	0	0	N/A
190 Total Basket	N/A	N/A	N/A	N/A	0	0	0	N/A

Jurisdiction Number:

21

Price Cap Tariff Review Plan
 Common Line Basket

	BASE PERIOD DEMAND	RATES AT LAST PCI UPDATE	CURRENT RATES	PROPOSED RATES	BASE PERIOD DEMAND x RATES AT LAST PCI UPDATE	BASE PERIOD DEMAND x CURRENT RATES	BASE PERIOD DEMAND x PROPOSED RATES	INDEX RESULTS
	(A)	(B)	(C)	(D)	(E)	(F)	(G)	(H)
End User Common Line (EUCL)								
No Zone or Zone A:								
102 Primary Res, Single Line Bus, Lifeline EUCL (1)	0	0.00000000	0.00000000	0.00000000	0	0	0	N/A
104 NonPrimary Residence & BRI ISDN EUCL (1)	0	0.00000000	0.00000000	0.00000000	0	0	0	N/A
106 Multiline Bus, PRI ISDN, Centrex EUCL (1)	0	0.00000000	0.00000000	0.00000000	0	0	0	N/A
108 Special Access Surcharge	0	0.00000000	0.00000000	0.00000000	0	0	0	N/A
109 Other EUCL	N/A	N/A	N/A	N/A	0	0	0	N/A
Zone B:								
112 Primary Res, Single Line Bus, Lifeline EUCL (1)	0	0.00000000	0.00000000	0.00000000	0	0	0	N/A
114 NonPrimary Residence & BRI ISDN EUCL (1)	0	0.00000000	0.00000000	0.00000000	0	0	0	N/A
116 Multiline Bus, PRI ISDN, Centrex EUCL (1)	0	0.00000000	0.00000000	0.00000000	0	0	0	N/A
Zone C:								
122 Primary Res, Single Line Bus, Lifeline EUCL (1)	0	0.00000000	0.00000000	0.00000000	0	0	0	N/A
124 NonPrimary Residence & BRI ISDN EUCL (1)	0	0.00000000	0.00000000	0.00000000	0	0	0	N/A
126 Multiline Bus, PRI ISDN, Centrex EUCL (1)	0	0.00000000	0.00000000	0.00000000	0	0	0	N/A
Zone D:								
132 Primary Res, Single Line Bus, Lifeline EUCL (1)	0	0.00000000	0.00000000	0.00000000	0	0	0	N/A
134 NonPrimary Residence & BRI ISDN EUCL (1)	0	0.00000000	0.00000000	0.00000000	0	0	0	N/A
136 Multiline Bus, PRI ISDN, Centrex EUCL (1)	0	0.00000000	0.00000000	0.00000000	0	0	0	N/A
Zone - Other:								
142 Primary Res, Single Line Bus, Lifeline EUCL (1)	0	0.00000000	0.00000000	0.00000000	0	0	0	N/A
144 NonPrimary Residence & BRI ISDN EUCL (1)	0	0.00000000	0.00000000	0.00000000	0	0	0	N/A
146 Multiline Bus, PRI ISDN, Centrex EUCL (1)	0	0.00000000	0.00000000	0.00000000	0	0	0	N/A
Presubscribed Interexchange Carrier Charge (PI)								
155 Multiline Business & PRI ISDN PICC (1)	0	0.00000000	0.00000000	0.00000000	0	0	0	N/A
157 Business Centrex PICC	0	N/A	N/A	N/A	0	0	0	N/A
Carrier Common Line								
161 Terminating CCL Prem.	0	0.00000000	0.00000000	0.00000000	0	0	0	N/A
163 Terminating CCL Non-Prem.	0	0.00000000	0.00000000	0.00000000	0	0	0	N/A
165 Originating CCL Prem.	0	0.00000000	0.00000000	0.00000000	0	0	0	N/A
167 Originating CCL Non-Prem.	0	0.00000000	0.00000000	0.00000000	0	0	0	N/A
180 Other Common Line	N/A	N/A	N/A	N/A	0	0	0	N/A
185 USAC Receipts	0	0.00000000	0.00000000	0.00000000	0	0	0	N/A
Per Minute Revenues					0	0	0	N/A
190 Total Basket	N/A	N/A	N/A	N/A	0	0	0	N/A

Jurisdiction Number: 47

	BASE PERIOD DEMAND	RATES AT LAST PCI UPDATE	CURRENT RATES	PROPOSED RATES	BASE PERIOD DEMAND x RATES AT LAST PCI UPDATE	BASE PERIOD DEMAND x CURRENT RATES	BASE PERIOD DEMAND x PROPOSED RATES	INDEX RESULTS
	(A)	(B)	(C)	(D)	(E)	(F)	(G)	(H)
End User Common Line (EUCL)								
No Zone or Zone A:								
102 Primary Res, Single Line Bus, Lifeline EUCL (1)	0	0.00000000	0.00000000	0.00000000	0	0	0	N/A
104 NonPrimary Residence & BRI ISDN EUCL (1)	0	0.00000000	0.00000000	0.00000000	0	0	0	N/A
106 Multiline Bus, PRI ISDN, Centrex EUCL (1)	0	0.00000000	0.00000000	0.00000000	0	0	0	N/A
108 Special Access Surcharge	0	0.00000000	0.00000000	0.00000000	0	0	0	N/A
109 Other EUCL	N/A	N/A	N/A	N/A	0	0	0	N/A
Zone B:								
112 Primary Res, Single Line Bus, Lifeline EUCL (1)	0	0.00000000	0.00000000	0.00000000	0	0	0	N/A
114 NonPrimary Residence & BRI ISDN EUCL (1)	0	0.00000000	0.00000000	0.00000000	0	0	0	N/A
116 Multiline Bus, PRI ISDN, Centrex EUCL (1)	0	0.00000000	0.00000000	0.00000000	0	0	0	N/A
Zone C:								
122 Primary Res, Single Line Bus, Lifeline EUCL (1)	0	0.00000000	0.00000000	0.00000000	0	0	0	N/A
124 NonPrimary Residence & BRI ISDN EUCL (1)	0	0.00000000	0.00000000	0.00000000	0	0	0	N/A
126 Multiline Bus, PRI ISDN, Centrex EUCL (1)	0	0.00000000	0.00000000	0.00000000	0	0	0	N/A
Zone D:								
132 Primary Res, Single Line Bus, Lifeline EUCL (1)	0	0.00000000	0.00000000	0.00000000	0	0	0	N/A
134 NonPrimary Residence & BRI ISDN EUCL (1)	0	0.00000000	0.00000000	0.00000000	0	0	0	N/A
136 Multiline Bus, PRI ISDN, Centrex EUCL (1)	0	0.00000000	0.00000000	0.00000000	0	0	0	N/A
Zone - Other:								
142 Primary Res, Single Line Bus, Lifeline EUCL (1)	0	0.00000000	0.00000000	0.00000000	0	0	0	N/A
144 NonPrimary Residence & BRI ISDN EUCL (1)	0	0.00000000	0.00000000	0.00000000	0	0	0	N/A
146 Multiline Bus, PRI ISDN, Centrex EUCL (1)	0	0.00000000	0.00000000	0.00000000	0	0	0	N/A
Presubscribed Interexchange Carrier Charge (PI)								
155 Multiline Business & PRI ISDN PICC (1)	0	0.00000000	0.00000000	0.00000000	0	0	0	N/A
157 Business Centrex PICC	0	N/A	N/A	N/A	0	0	0	N/A
Carrier Common Line								
161 Terminating CCL Prem.	0	0.00000000	0.00000000	0.00000000	0	0	0	N/A
163 Terminating CCL Non-Prem.	0	0.00000000	0.00000000	0.00000000	0	0	0	N/A
165 Originating CCL Prem.	0	0.00000000	0.00000000	0.00000000	0	0	0	N/A
167 Originating CCL Non-Prem.	0	0.00000000	0.00000000	0.00000000	0	0	0	N/A
180 Other Common Line	N/A	N/A	N/A	N/A	0	0	0	N/A
185 USAC Receipts	0	0.00000000	0.00000000	0.00000000	0	0	0	N/A
190 Total Basket	N/A	N/A	N/A	N/A	0	0	0	N/A

Jurisdiction Number:

47

	BASE PERIOD DEMAND	RATES AT LAST PCI UPDATE	CURRENT RATES	PROPOSED RATES	BASE PERIOD DEMAND x RATES AT LAST PCI UPDATE	BASE PERIOD DEMAND x CURRENT RATES	BASE PERIOD DEMAND x PROPOSED RATES	INDEX RESULTS
	(A)	(B)	(C)	(D)	(E)	(F)	(G)	(H)
End User Common Line (EUCL)								
No Zone or Zone A:								
102 Primary Res, Single Line Bus, Lifeline EUCL (1)	0	0.00000000	0.00000000	0.00000000	0	0	0	N/A
104 NonPrimary Residence & BRI ISDN EUCL (1)	0	0.00000000	0.00000000	0.00000000	0	0	0	N/A
106 Multiline Bus, PRI ISDN, Centrex EUCL (1)	0	0.00000000	0.00000000	0.00000000	0	0	0	N/A
108 Special Access Surcharge	0	0.00000000	0.00000000	0.00000000	0	0	0	N/A
109 Other EUCL	N/A	N/A	N/A	N/A	0	0	0	N/A
Zone B:								
112 Primary Res, Single Line Bus, Lifeline EUCL (1)	0	0.00000000	0.00000000	0.00000000	0	0	0	N/A
114 NonPrimary Residence & BRI ISDN EUCL (1)	0	0.00000000	0.00000000	0.00000000	0	0	0	N/A
116 Multiline Bus, PRI ISDN, Centrex EUCL (1)	0	0.00000000	0.00000000	0.00000000	0	0	0	N/A
Zone C:								
122 Primary Res, Single Line Bus, Lifeline EUCL (1)	0	0.00000000	0.00000000	0.00000000	0	0	0	N/A
124 NonPrimary Residence & BRI ISDN EUCL (1)	0	0.00000000	0.00000000	0.00000000	0	0	0	N/A
126 Multiline Bus, PRI ISDN, Centrex EUCL (1)	0	0.00000000	0.00000000	0.00000000	0	0	0	N/A
Zone D:								
132 Primary Res, Single Line Bus, Lifeline EUCL (1)	0	0.00000000	0.00000000	0.00000000	0	0	0	N/A
134 NonPrimary Residence & BRI ISDN EUCL (1)	0	0.00000000	0.00000000	0.00000000	0	0	0	N/A
136 Multiline Bus, PRI ISDN, Centrex EUCL (1)	0	0.00000000	0.00000000	0.00000000	0	0	0	N/A
Zone - Other:								
142 Primary Res, Single Line Bus, Lifeline EUCL (1)	0	0.00000000	0.00000000	0.00000000	0	0	0	N/A
144 NonPrimary Residence & BRI ISDN EUCL (1)	0	0.00000000	0.00000000	0.00000000	0	0	0	N/A
146 Multiline Bus, PRI ISDN, Centrex EUCL (1)	0	0.00000000	0.00000000	0.00000000	0	0	0	N/A
Presubscribed Interexchange Carrier Charge (PI)								
155 Multiline Business & PRI ISDN PICC (1)	0	0.00000000	0.00000000	0.00000000	0	0	0	N/A
157 Business Centrex PICC	0	N/A	N/A	N/A	0	0	0	N/A
Carrier Common Line								
161 Terminating CCL Prem.	0	0.00000000	0.00000000	0.00000000	0	0	0	N/A
163 Terminating CCL Non-Prem.	0	0.00000000	0.00000000	0.00000000	0	0	0	N/A
165 Originating CCL Prem.	0	0.00000000	0.00000000	0.00000000	0	0	0	N/A
167 Originating CCL Non-Prem.	0	0.00000000	0.00000000	0.00000000	0	0	0	N/A
180 Other Common Line	N/A	N/A	N/A	N/A	0	0	0	N/A
185 USAC Receipts	0	0.00000000	0.00000000	0.00000000	0	0	0	N/A
Per Minute Revenues					0	0	0	N/A
190 Total Basket	N/A	N/A	N/A	N/A	0	0	0	N/A

Note: Enter the first Jurisdiction name or abbreviation in cell D15, the second Jurisdiction name or abbreviation in cell M15, etc.

COSAs with Jurisdictionally Separate SLCs, PICCs, and/
For ILECs with mixed SLC/PICC/CCL pricing methods:

Jurisdiction Number: 22

Price Cap Tariff Review Plan
Common Line Basket

	BASE PERIOD DEMAND	RATES AT LAST PCI UPDATE	CURRENT RATES	PROPOSED RATES	BASE PERIOD DEMAND x RATES AT LAST PCI UPDATE	BASE PERIOD DEMAND x CURRENT RATES	BASE PERIOD DEMAND x PROPOSED RATES	INDEX RESULTS
	(A)	(B)	(C)	(D)	(E)	(F)	(G)	(H)
End User Common Line (EUCL)								
No Zone or Zone A:								
102 Primary Res, Single Line Bus, Lifeline EUCL (1)	0	0.00000000	0.00000000	0.00000000	0	0	0	N/A
104 NonPrimary Residence & BRI ISDN EUCL (1)	0	0.00000000	0.00000000	0.00000000	0	0	0	N/A
106 Multiline Bus, PRI ISDN, Centrex EUCL (1)	0	0.00000000	0.00000000	0.00000000	0	0	0	N/A
108 Special Access Surcharge	0	0.00000000	0.00000000	0.00000000	0	0	0	N/A
109 Other EUCL	N/A	N/A	N/A	N/A	0	0	0	N/A
Zone B:								
112 Primary Res, Single Line Bus, Lifeline EUCL (1)	0	0.00000000	0.00000000	0.00000000	0	0	0	N/A
114 NonPrimary Residence & BRI ISDN EUCL (1)	0	0.00000000	0.00000000	0.00000000	0	0	0	N/A
116 Multiline Bus, PRI ISDN, Centrex EUCL (1)	0	0.00000000	0.00000000	0.00000000	0	0	0	N/A
Zone C:								
122 Primary Res, Single Line Bus, Lifeline EUCL (1)	0	0.00000000	0.00000000	0.00000000	0	0	0	N/A
124 NonPrimary Residence & BRI ISDN EUCL (1)	0	0.00000000	0.00000000	0.00000000	0	0	0	N/A
126 Multiline Bus, PRI ISDN, Centrex EUCL (1)	0	0.00000000	0.00000000	0.00000000	0	0	0	N/A
Zone D:								
132 Primary Res, Single Line Bus, Lifeline EUCL (1)	0	0.00000000	0.00000000	0.00000000	0	0	0	N/A
134 NonPrimary Residence & BRI ISDN EUCL (1)	0	0.00000000	0.00000000	0.00000000	0	0	0	N/A
136 Multiline Bus, PRI ISDN, Centrex EUCL (1)	0	0.00000000	0.00000000	0.00000000	0	0	0	N/A
Zone - Other:								
142 Primary Res, Single Line Bus, Lifeline EUCL (1)	0	0.00000000	0.00000000	0.00000000	0	0	0	N/A
144 NonPrimary Residence & BRI ISDN EUCL (1)	0	0.00000000	0.00000000	0.00000000	0	0	0	N/A
146 Multiline Bus, PRI ISDN, Centrex EUCL (1)	0	0.00000000	0.00000000	0.00000000	0	0	0	N/A
Presubscribed Interexchange Carrier Charge (PI)								
155 Multiline Business & PRI ISDN PICC (1)	0	0.00000000	0.00000000	0.00000000	0	0	0	N/A
157 Business Centrex PICC	0	N/A	N/A	N/A	0	0	0	N/A
Carrier Common Line								
161 Terminating CCL Prem.	0	0.00000000	0.00000000	0.00000000	0	0	0	N/A
163 Terminating CCL Non-Prem.	0	0.00000000	0.00000000	0.00000000	0	0	0	N/A
165 Originating CCL Prem.	0	0.00000000	0.00000000	0.00000000	0	0	0	N/A
167 Originating CCL Non-Prem.	0	0.00000000	0.00000000	0.00000000	0	0	0	N/A
180 Other Common Line	N/A	N/A	N/A	N/A	0	0	0	N/A
185 USAC Receipts	0	0.00000000	0.00000000	0.00000000	0	0	0	N/A
190 Total Basket	N/A	N/A	N/A	N/A	0	0	0	N/A

Jurisdiction Number:

22

Price Cap Tariff Review Plan
 Common Line Basket

	BASE PERIOD DEMAND	RATES AT LAST PCI UPDATE	CURRENT RATES	PROPOSED RATES	BASE PERIOD DEMAND x RATES AT LAST PCI UPDATE	BASE PERIOD DEMAND x CURRENT RATES	BASE PERIOD DEMAND x PROPOSED RATES	INDEX RESULTS
	(A)	(B)	(C)	(D)	(E)	(F)	(G)	(H)
End User Common Line (EUCL)								
No Zone or Zone A:								
102 Primary Res, Single Line Bus, Lifeline EUCL (1)	0	0.00000000	0.00000000	0.00000000	0	0	0	N/A
104 NonPrimary Residence & BRI ISDN EUCL (1)	0	0.00000000	0.00000000	0.00000000	0	0	0	N/A
106 Multiline Bus, PRI ISDN, Centrex EUCL (1)	0	0.00000000	0.00000000	0.00000000	0	0	0	N/A
108 Special Access Surcharge	0	0.00000000	0.00000000	0.00000000	0	0	0	N/A
109 Other EUCL	N/A	N/A	N/A	N/A	0	0	0	N/A
Zone B:								
112 Primary Res, Single Line Bus, Lifeline EUCL (1)	0	0.00000000	0.00000000	0.00000000	0	0	0	N/A
114 NonPrimary Residence & BRI ISDN EUCL (1)	0	0.00000000	0.00000000	0.00000000	0	0	0	N/A
116 Multiline Bus, PRI ISDN, Centrex EUCL (1)	0	0.00000000	0.00000000	0.00000000	0	0	0	N/A
Zone C:								
122 Primary Res, Single Line Bus, Lifeline EUCL (1)	0	0.00000000	0.00000000	0.00000000	0	0	0	N/A
124 NonPrimary Residence & BRI ISDN EUCL (1)	0	0.00000000	0.00000000	0.00000000	0	0	0	N/A
126 Multiline Bus, PRI ISDN, Centrex EUCL (1)	0	0.00000000	0.00000000	0.00000000	0	0	0	N/A
Zone D:								
132 Primary Res, Single Line Bus, Lifeline EUCL (1)	0	0.00000000	0.00000000	0.00000000	0	0	0	N/A
134 NonPrimary Residence & BRI ISDN EUCL (1)	0	0.00000000	0.00000000	0.00000000	0	0	0	N/A
136 Multiline Bus, PRI ISDN, Centrex EUCL (1)	0	0.00000000	0.00000000	0.00000000	0	0	0	N/A
Zone - Other:								
142 Primary Res, Single Line Bus, Lifeline EUCL (1)	0	0.00000000	0.00000000	0.00000000	0	0	0	N/A
144 NonPrimary Residence & BRI ISDN EUCL (1)	0	0.00000000	0.00000000	0.00000000	0	0	0	N/A
146 Multiline Bus, PRI ISDN, Centrex EUCL (1)	0	0.00000000	0.00000000	0.00000000	0	0	0	N/A
Presubscribed Interexchange Carrier Charge (PI)								
155 Multiline Business & PRI ISDN PICC (1)	0	0.00000000	0.00000000	0.00000000	0	0	0	N/A
157 Business Centrex PICC	0	N/A	N/A	N/A	0	0	0	N/A
Carrier Common Line								
161 Terminating CCL Prem.	0	0.00000000	0.00000000	0.00000000	0	0	0	N/A
163 Terminating CCL Non-Prem.	0	0.00000000	0.00000000	0.00000000	0	0	0	N/A
165 Originating CCL Prem.	0	0.00000000	0.00000000	0.00000000	0	0	0	N/A
167 Originating CCL Non-Prem.	0	0.00000000	0.00000000	0.00000000	0	0	0	N/A
180 Other Common Line	N/A	N/A	N/A	N/A	0	0	0	N/A
185 USAC Receipts	0	0.00000000	0.00000000	0.00000000	0	0	0	N/A
Per Minute Revenues					0	0	0	N/A
190 Total Basket	N/A	N/A	N/A	N/A	0	0	0	N/A

Jurisdiction Number: 48



	BASE PERIOD DEMAND	RATES AT LAST PCI UPDATE	CURRENT RATES	PROPOSED RATES	BASE PERIOD DEMAND x RATES AT LAST PCI UPDATE	BASE PERIOD DEMAND x CURRENT RATES	BASE PERIOD DEMAND x PROPOSED RATES	INDEX RESULTS
	(A)	(B)	(C)	(D)	(E)	(F)	(G)	(H)
End User Common Line (EUCL)								
No Zone or Zone A:								
102 Primary Res, Single Line Bus, Lifeline EUCL (1)	0	0.00000000	0.00000000	0.00000000	0	0	0	N/A
104 NonPrimary Residence & BRI ISDN EUCL (1)	0	0.00000000	0.00000000	0.00000000	0	0	0	N/A
106 Multiline Bus, PRI ISDN, Centrex EUCL (1)	0	0.00000000	0.00000000	0.00000000	0	0	0	N/A
108 Special Access Surcharge	0	0.00000000	0.00000000	0.00000000	0	0	0	N/A
109 Other EUCL	N/A	N/A	N/A	N/A	0	0	0	N/A
Zone B:								
112 Primary Res, Single Line Bus, Lifeline EUCL (1)	0	0.00000000	0.00000000	0.00000000	0	0	0	N/A
114 NonPrimary Residence & BRI ISDN EUCL (1)	0	0.00000000	0.00000000	0.00000000	0	0	0	N/A
116 Multiline Bus, PRI ISDN, Centrex EUCL (1)	0	0.00000000	0.00000000	0.00000000	0	0	0	N/A
Zone C:								
122 Primary Res, Single Line Bus, Lifeline EUCL (1)	0	0.00000000	0.00000000	0.00000000	0	0	0	N/A
124 NonPrimary Residence & BRI ISDN EUCL (1)	0	0.00000000	0.00000000	0.00000000	0	0	0	N/A
126 Multiline Bus, PRI ISDN, Centrex EUCL (1)	0	0.00000000	0.00000000	0.00000000	0	0	0	N/A
Zone D:								
132 Primary Res, Single Line Bus, Lifeline EUCL (1)	0	0.00000000	0.00000000	0.00000000	0	0	0	N/A
134 NonPrimary Residence & BRI ISDN EUCL (1)	0	0.00000000	0.00000000	0.00000000	0	0	0	N/A
136 Multiline Bus, PRI ISDN, Centrex EUCL (1)	0	0.00000000	0.00000000	0.00000000	0	0	0	N/A
Zone - Other:								
142 Primary Res, Single Line Bus, Lifeline EUCL (1)	0	0.00000000	0.00000000	0.00000000	0	0	0	N/A
144 NonPrimary Residence & BRI ISDN EUCL (1)	0	0.00000000	0.00000000	0.00000000	0	0	0	N/A
146 Multiline Bus, PRI ISDN, Centrex EUCL (1)	0	0.00000000	0.00000000	0.00000000	0	0	0	N/A
Presubscribed Interexchange Carrier Charge (PI)								
155 Multiline Business & PRI ISDN PICC (1)	0	0.00000000	0.00000000	0.00000000	0	0	0	N/A
157 Business Centrex PICC	0	N/A	N/A	N/A	0	0	0	N/A
Carrier Common Line								
161 Terminating CCL Prem.	0	0.00000000	0.00000000	0.00000000	0	0	0	N/A
163 Terminating CCL Non-Prem.	0	0.00000000	0.00000000	0.00000000	0	0	0	N/A
165 Originating CCL Prem.	0	0.00000000	0.00000000	0.00000000	0	0	0	N/A
167 Originating CCL Non-Prem.	0	0.00000000	0.00000000	0.00000000	0	0	0	N/A
180 Other Common Line	N/A	N/A	N/A	N/A	0	0	0	N/A
185 USAC Receipts	0	0.00000000	0.00000000	0.00000000	0	0	0	N/A
190 Total Basket	N/A	N/A	N/A	N/A	0	0	0	N/A

Jurisdiction Number:

48

RTE-1J ANALYZE

Filing Date: 06/16/2015
 Filing Entity: PTNV
 Transmittal Number: 280
 PTNV 2015 LFAF - (PTNVAN15.xls)
 Page 1 of 40

	BASE PERIOD DEMAND	RATES AT LAST PCI UPDATE	CURRENT RATES	PROPOSED RATES	BASE PERIOD DEMAND x RATES AT LAST PCI UPDATE	BASE PERIOD DEMAND x CURRENT RATES	BASE PERIOD DEMAND x PROPOSED RATES	INDEX RESULTS
	(A)	(B)	(C)	(D)	(E)	(F)	(G)	(H)
End User Common Line (EUCL)								
No Zone or Zone A:								
102 Primary Res, Single Line Bus, Lifeline EUCL (1)	0	0.00000000	0.00000000	0.00000000	0	0	0	N/A
104 NonPrimary Residence & BRI ISDN EUCL (1)	0	0.00000000	0.00000000	0.00000000	0	0	0	N/A
106 Multiline Bus, PRI ISDN, Centrex EUCL (1)	0	0.00000000	0.00000000	0.00000000	0	0	0	N/A
108 Special Access Surcharge	0	0.00000000	0.00000000	0.00000000	0	0	0	N/A
109 Other EUCL	N/A	N/A	N/A	N/A	0	0	0	N/A
Zone B:								
112 Primary Res, Single Line Bus, Lifeline EUCL (1)	0	0.00000000	0.00000000	0.00000000	0	0	0	N/A
114 NonPrimary Residence & BRI ISDN EUCL (1)	0	0.00000000	0.00000000	0.00000000	0	0	0	N/A
116 Multiline Bus, PRI ISDN, Centrex EUCL (1)	0	0.00000000	0.00000000	0.00000000	0	0	0	N/A
Zone C:								
122 Primary Res, Single Line Bus, Lifeline EUCL (1)	0	0.00000000	0.00000000	0.00000000	0	0	0	N/A
124 NonPrimary Residence & BRI ISDN EUCL (1)	0	0.00000000	0.00000000	0.00000000	0	0	0	N/A
126 Multiline Bus, PRI ISDN, Centrex EUCL (1)	0	0.00000000	0.00000000	0.00000000	0	0	0	N/A
Zone D:								
132 Primary Res, Single Line Bus, Lifeline EUCL (1)	0	0.00000000	0.00000000	0.00000000	0	0	0	N/A
134 NonPrimary Residence & BRI ISDN EUCL (1)	0	0.00000000	0.00000000	0.00000000	0	0	0	N/A
136 Multiline Bus, PRI ISDN, Centrex EUCL (1)	0	0.00000000	0.00000000	0.00000000	0	0	0	N/A
Zone - Other:								
142 Primary Res, Single Line Bus, Lifeline EUCL (1)	0	0.00000000	0.00000000	0.00000000	0	0	0	N/A
144 NonPrimary Residence & BRI ISDN EUCL (1)	0	0.00000000	0.00000000	0.00000000	0	0	0	N/A
146 Multiline Bus, PRI ISDN, Centrex EUCL (1)	0	0.00000000	0.00000000	0.00000000	0	0	0	N/A
Presubscribed Interexchange Carrier Charge (PI)								
155 Multiline Business & PRI ISDN PICC (1)	0	0.00000000	0.00000000	0.00000000	0	0	0	N/A
157 Business Centrex PICC	0	N/A	N/A	N/A	0	0	0	N/A
Carrier Common Line								
161 Terminating CCL Prem.	0	0.00000000	0.00000000	0.00000000	0	0	0	N/A
163 Terminating CCL Non-Prem.	0	0.00000000	0.00000000	0.00000000	0	0	0	N/A
165 Originating CCL Prem.	0	0.00000000	0.00000000	0.00000000	0	0	0	N/A
167 Originating CCL Non-Prem.	0	0.00000000	0.00000000	0.00000000	0	0	0	N/A
180 Other Common Line	N/A	N/A	N/A	N/A	0	0	0	N/A
185 USAC Receipts	0	0.00000000	0.00000000	0.00000000	0	0	0	N/A
Per Minute Revenues					0	0	0	N/A
190 Total Basket	N/A	N/A	N/A	N/A	0	0	0	N/A

Note: Enter the first Jurisdiction name or abbreviation in cell D15, the second Jurisdiction name or abbreviation in cell M15, etc.

COSAs with Jurisdictionally Separate SLCs, PICCs, and/
For ILECs with mixed SLC/PICC/CCL pricing methods:

Jurisdiction Number: 23

Price Cap Tariff Review Plan
 Common Line Basket

	BASE PERIOD DEMAND	RATES AT LAST PCI UPDATE	CURRENT RATES	PROPOSED RATES	BASE PERIOD DEMAND x RATES AT LAST PCI UPDATE	BASE PERIOD DEMAND x CURRENT RATES	BASE PERIOD DEMAND x PROPOSED RATES	INDEX RESULTS
	(A)	(B)	(C)	(D)	(E)	(F)	(G)	(H)
End User Common Line (EUCL)								
No Zone or Zone A:								
102 Primary Res, Single Line Bus, Lifeline EUCL (1)	0	0.00000000	0.00000000	0.00000000	0	0	0	N/A
104 NonPrimary Residence & BRI ISDN EUCL (1)	0	0.00000000	0.00000000	0.00000000	0	0	0	N/A
106 Multiline Bus, PRI ISDN, Centrex EUCL (1)	0	0.00000000	0.00000000	0.00000000	0	0	0	N/A
108 Special Access Surcharge	0	0.00000000	0.00000000	0.00000000	0	0	0	N/A
109 Other EUCL	N/A	N/A	N/A	N/A	0	0	0	N/A
Zone B:								
112 Primary Res, Single Line Bus, Lifeline EUCL (1)	0	0.00000000	0.00000000	0.00000000	0	0	0	N/A
114 NonPrimary Residence & BRI ISDN EUCL (1)	0	0.00000000	0.00000000	0.00000000	0	0	0	N/A
116 Multiline Bus, PRI ISDN, Centrex EUCL (1)	0	0.00000000	0.00000000	0.00000000	0	0	0	N/A
Zone C:								
122 Primary Res, Single Line Bus, Lifeline EUCL (1)	0	0.00000000	0.00000000	0.00000000	0	0	0	N/A
124 NonPrimary Residence & BRI ISDN EUCL (1)	0	0.00000000	0.00000000	0.00000000	0	0	0	N/A
126 Multiline Bus, PRI ISDN, Centrex EUCL (1)	0	0.00000000	0.00000000	0.00000000	0	0	0	N/A
Zone D:								
132 Primary Res, Single Line Bus, Lifeline EUCL (1)	0	0.00000000	0.00000000	0.00000000	0	0	0	N/A
134 NonPrimary Residence & BRI ISDN EUCL (1)	0	0.00000000	0.00000000	0.00000000	0	0	0	N/A
136 Multiline Bus, PRI ISDN, Centrex EUCL (1)	0	0.00000000	0.00000000	0.00000000	0	0	0	N/A
Zone - Other:								
142 Primary Res, Single Line Bus, Lifeline EUCL (1)	0	0.00000000	0.00000000	0.00000000	0	0	0	N/A
144 NonPrimary Residence & BRI ISDN EUCL (1)	0	0.00000000	0.00000000	0.00000000	0	0	0	N/A
146 Multiline Bus, PRI ISDN, Centrex EUCL (1)	0	0.00000000	0.00000000	0.00000000	0	0	0	N/A
Presubscribed Interexchange Carrier Charge (PI)								
155 Multiline Business & PRI ISDN PICC (1)	0	0.00000000	0.00000000	0.00000000	0	0	0	N/A
157 Business Centrex PICC	0	N/A	N/A	N/A	0	0	0	N/A
Carrier Common Line								
161 Terminating CCL Prem.	0	0.00000000	0.00000000	0.00000000	0	0	0	N/A
163 Terminating CCL Non-Prem.	0	0.00000000	0.00000000	0.00000000	0	0	0	N/A
165 Originating CCL Prem.	0	0.00000000	0.00000000	0.00000000	0	0	0	N/A
167 Originating CCL Non-Prem.	0	0.00000000	0.00000000	0.00000000	0	0	0	N/A
180 Other Common Line	N/A	N/A	N/A	N/A	0	0	0	N/A
185 USAC Receipts	0	0.00000000	0.00000000	0.00000000	0	0	0	N/A
190 Total Basket	N/A	N/A	N/A	N/A	0	0	0	N/A

Jurisdiction Number:

23

Price Cap Tariff Review Plan
 Common Line Basket

	BASE PERIOD DEMAND	RATES AT LAST PCI UPDATE	CURRENT RATES	PROPOSED RATES	BASE PERIOD DEMAND x RATES AT LAST PCI UPDATE	BASE PERIOD DEMAND x CURRENT RATES	BASE PERIOD DEMAND x PROPOSED RATES	INDEX RESULTS
	(A)	(B)	(C)	(D)	(E)	(F)	(G)	(H)
End User Common Line (EUCL)								
No Zone or Zone A:								
102 Primary Res, Single Line Bus, Lifeline EUCL (1)	0	0.00000000	0.00000000	0.00000000	0	0	0	N/A
104 NonPrimary Residence & BRI ISDN EUCL (1)	0	0.00000000	0.00000000	0.00000000	0	0	0	N/A
106 Multiline Bus, PRI ISDN, Centrex EUCL (1)	0	0.00000000	0.00000000	0.00000000	0	0	0	N/A
108 Special Access Surcharge	0	0.00000000	0.00000000	0.00000000	0	0	0	N/A
109 Other EUCL	N/A	N/A	N/A	N/A	0	0	0	N/A
Zone B:								
112 Primary Res, Single Line Bus, Lifeline EUCL (1)	0	0.00000000	0.00000000	0.00000000	0	0	0	N/A
114 NonPrimary Residence & BRI ISDN EUCL (1)	0	0.00000000	0.00000000	0.00000000	0	0	0	N/A
116 Multiline Bus, PRI ISDN, Centrex EUCL (1)	0	0.00000000	0.00000000	0.00000000	0	0	0	N/A
Zone C:								
122 Primary Res, Single Line Bus, Lifeline EUCL (1)	0	0.00000000	0.00000000	0.00000000	0	0	0	N/A
124 NonPrimary Residence & BRI ISDN EUCL (1)	0	0.00000000	0.00000000	0.00000000	0	0	0	N/A
126 Multiline Bus, PRI ISDN, Centrex EUCL (1)	0	0.00000000	0.00000000	0.00000000	0	0	0	N/A
Zone D:								
132 Primary Res, Single Line Bus, Lifeline EUCL (1)	0	0.00000000	0.00000000	0.00000000	0	0	0	N/A
134 NonPrimary Residence & BRI ISDN EUCL (1)	0	0.00000000	0.00000000	0.00000000	0	0	0	N/A
136 Multiline Bus, PRI ISDN, Centrex EUCL (1)	0	0.00000000	0.00000000	0.00000000	0	0	0	N/A
Zone - Other:								
142 Primary Res, Single Line Bus, Lifeline EUCL (1)	0	0.00000000	0.00000000	0.00000000	0	0	0	N/A
144 NonPrimary Residence & BRI ISDN EUCL (1)	0	0.00000000	0.00000000	0.00000000	0	0	0	N/A
146 Multiline Bus, PRI ISDN, Centrex EUCL (1)	0	0.00000000	0.00000000	0.00000000	0	0	0	N/A
Presubscribed Interexchange Carrier Charge (PI)								
155 Multiline Business & PRI ISDN PICC (1)	0	0.00000000	0.00000000	0.00000000	0	0	0	N/A
157 Business Centrex PICC	0	N/A	N/A	N/A	0	0	0	N/A
Carrier Common Line								
161 Terminating CCL Prem.	0	0.00000000	0.00000000	0.00000000	0	0	0	N/A
163 Terminating CCL Non-Prem.	0	0.00000000	0.00000000	0.00000000	0	0	0	N/A
165 Originating CCL Prem.	0	0.00000000	0.00000000	0.00000000	0	0	0	N/A
167 Originating CCL Non-Prem.	0	0.00000000	0.00000000	0.00000000	0	0	0	N/A
180 Other Common Line	N/A	N/A	N/A	N/A	0	0	0	N/A
185 USAC Receipts	0	0.00000000	0.00000000	0.00000000	0	0	0	N/A
Per Minute Revenues					0	0	0	N/A
190 Total Basket	N/A	N/A	N/A	N/A	0	0	0	N/A

Jurisdiction Number: 49

	BASE PERIOD DEMAND	RATES AT LAST PCI UPDATE	CURRENT RATES	PROPOSED RATES	BASE PERIOD DEMAND x RATES AT LAST PCI UPDATE	BASE PERIOD DEMAND x CURRENT RATES	BASE PERIOD DEMAND x PROPOSED RATES	INDEX RESULTS
	(A)	(B)	(C)	(D)	(E)	(F)	(G)	(H)
End User Common Line (EUCL)								
No Zone or Zone A:								
102 Primary Res, Single Line Bus, Lifeline EUCL (1)	0	0.00000000	0.00000000	0.00000000	0	0	0	N/A
104 NonPrimary Residence & BRI ISDN EUCL (1)	0	0.00000000	0.00000000	0.00000000	0	0	0	N/A
106 Multiline Bus, PRI ISDN, Centrex EUCL (1)	0	0.00000000	0.00000000	0.00000000	0	0	0	N/A
108 Special Access Surcharge	0	0.00000000	0.00000000	0.00000000	0	0	0	N/A
109 Other EUCL	N/A	N/A	N/A	N/A	0	0	0	N/A
Zone B:								
112 Primary Res, Single Line Bus, Lifeline EUCL (1)	0	0.00000000	0.00000000	0.00000000	0	0	0	N/A
114 NonPrimary Residence & BRI ISDN EUCL (1)	0	0.00000000	0.00000000	0.00000000	0	0	0	N/A
116 Multiline Bus, PRI ISDN, Centrex EUCL (1)	0	0.00000000	0.00000000	0.00000000	0	0	0	N/A
Zone C:								
122 Primary Res, Single Line Bus, Lifeline EUCL (1)	0	0.00000000	0.00000000	0.00000000	0	0	0	N/A
124 NonPrimary Residence & BRI ISDN EUCL (1)	0	0.00000000	0.00000000	0.00000000	0	0	0	N/A
126 Multiline Bus, PRI ISDN, Centrex EUCL (1)	0	0.00000000	0.00000000	0.00000000	0	0	0	N/A
Zone D:								
132 Primary Res, Single Line Bus, Lifeline EUCL (1)	0	0.00000000	0.00000000	0.00000000	0	0	0	N/A
134 NonPrimary Residence & BRI ISDN EUCL (1)	0	0.00000000	0.00000000	0.00000000	0	0	0	N/A
136 Multiline Bus, PRI ISDN, Centrex EUCL (1)	0	0.00000000	0.00000000	0.00000000	0	0	0	N/A
Zone - Other:								
142 Primary Res, Single Line Bus, Lifeline EUCL (1)	0	0.00000000	0.00000000	0.00000000	0	0	0	N/A
144 NonPrimary Residence & BRI ISDN EUCL (1)	0	0.00000000	0.00000000	0.00000000	0	0	0	N/A
146 Multiline Bus, PRI ISDN, Centrex EUCL (1)	0	0.00000000	0.00000000	0.00000000	0	0	0	N/A
Presubscribed Interexchange Carrier Charge (PI)								
155 Multiline Business & PRI ISDN PICC (1)	0	0.00000000	0.00000000	0.00000000	0	0	0	N/A
157 Business Centrex PICC	0	N/A	N/A	N/A	0	0	0	N/A
Carrier Common Line								
161 Terminating CCL Prem.	0	0.00000000	0.00000000	0.00000000	0	0	0	N/A
163 Terminating CCL Non-Prem.	0	0.00000000	0.00000000	0.00000000	0	0	0	N/A
165 Originating CCL Prem.	0	0.00000000	0.00000000	0.00000000	0	0	0	N/A
167 Originating CCL Non-Prem.	0	0.00000000	0.00000000	0.00000000	0	0	0	N/A
180 Other Common Line	N/A	N/A	N/A	N/A	0	0	0	N/A
185 USAC Receipts	0	0.00000000	0.00000000	0.00000000	0	0	0	N/A
190 Total Basket	N/A	N/A	N/A	N/A	0	0	0	N/A

CL ExogCosts (non-ATS Trgtng): enter \$ by juris or "Tot€ Total

Jurisdiction Number:

49

RTE-1J ANALYZE

Filing Date: 06/16/2015
 Filing Entity: PTNV
 Transmittal Number: 280
 PTNV 2015 LFAF - (PTNVAN15.xls)
 Page 1 of 40

	BASE PERIOD DEMAND	RATES AT LAST PCI UPDATE	CURRENT RATES	PROPOSED RATES	BASE PERIOD DEMAND x RATES AT LAST PCI UPDATE	BASE PERIOD DEMAND x CURRENT RATES	BASE PERIOD DEMAND x PROPOSED RATES	INDEX RESULTS
	(A)	(B)	(C)	(D)	(E)	(F)	(G)	(H)
End User Common Line (EUCL)								
No Zone or Zone A:								
102 Primary Res, Single Line Bus, Lifeline EUCL (1)	0	0.00000000	0.00000000	0.00000000	0	0	0	N/A
104 NonPrimary Residence & BRI ISDN EUCL (1)	0	0.00000000	0.00000000	0.00000000	0	0	0	N/A
106 Multiline Bus, PRI ISDN, Centrex EUCL (1)	0	0.00000000	0.00000000	0.00000000	0	0	0	N/A
108 Special Access Surcharge	0	0.00000000	0.00000000	0.00000000	0	0	0	N/A
109 Other EUCL	N/A	N/A	N/A	N/A	0	0	0	N/A
Zone B:								
112 Primary Res, Single Line Bus, Lifeline EUCL (1)	0	0.00000000	0.00000000	0.00000000	0	0	0	N/A
114 NonPrimary Residence & BRI ISDN EUCL (1)	0	0.00000000	0.00000000	0.00000000	0	0	0	N/A
116 Multiline Bus, PRI ISDN, Centrex EUCL (1)	0	0.00000000	0.00000000	0.00000000	0	0	0	N/A
Zone C:								
122 Primary Res, Single Line Bus, Lifeline EUCL (1)	0	0.00000000	0.00000000	0.00000000	0	0	0	N/A
124 NonPrimary Residence & BRI ISDN EUCL (1)	0	0.00000000	0.00000000	0.00000000	0	0	0	N/A
126 Multiline Bus, PRI ISDN, Centrex EUCL (1)	0	0.00000000	0.00000000	0.00000000	0	0	0	N/A
Zone D:								
132 Primary Res, Single Line Bus, Lifeline EUCL (1)	0	0.00000000	0.00000000	0.00000000	0	0	0	N/A
134 NonPrimary Residence & BRI ISDN EUCL (1)	0	0.00000000	0.00000000	0.00000000	0	0	0	N/A
136 Multiline Bus, PRI ISDN, Centrex EUCL (1)	0	0.00000000	0.00000000	0.00000000	0	0	0	N/A
Zone - Other:								
142 Primary Res, Single Line Bus, Lifeline EUCL (1)	0	0.00000000	0.00000000	0.00000000	0	0	0	N/A
144 NonPrimary Residence & BRI ISDN EUCL (1)	0	0.00000000	0.00000000	0.00000000	0	0	0	N/A
146 Multiline Bus, PRI ISDN, Centrex EUCL (1)	0	0.00000000	0.00000000	0.00000000	0	0	0	N/A
Presubscribed Interexchange Carrier Charge (PI)								
155 Multiline Business & PRI ISDN PICC (1)	0	0.00000000	0.00000000	0.00000000	0	0	0	N/A
157 Business Centrex PICC	0	N/A	N/A	N/A	0	0	0	N/A
Carrier Common Line								
161 Terminating CCL Prem.	0	0.00000000	0.00000000	0.00000000	0	0	0	N/A
163 Terminating CCL Non-Prem.	0	0.00000000	0.00000000	0.00000000	0	0	0	N/A
165 Originating CCL Prem.	0	0.00000000	0.00000000	0.00000000	0	0	0	N/A
167 Originating CCL Non-Prem.	0	0.00000000	0.00000000	0.00000000	0	0	0	N/A
180 Other Common Line	N/A	N/A	N/A	N/A	0	0	0	N/A
185 USAC Receipts	0	0.00000000	0.00000000	0.00000000	0	0	0	N/A
Per Minute Revenues					0	0	0	N/A
190 Total Basket	N/A	N/A	N/A	N/A	0	0	0	N/A

Note: Enter the first Jurisdiction name or abbreviation in cell D15, the second Jurisdiction name or abbreviation in cell M15, etc.

COSAs with Jurisdictionally Separate SLCs, PICCs, and/
For ILECs with mixed SLC/PICC/CCL pricing methods:

Jurisdiction Number: 24

Price Cap Tariff Review Plan
 Common Line Basket

	BASE PERIOD DEMAND	RATES AT LAST PCI UPDATE	CURRENT RATES	PROPOSED RATES	BASE PERIOD DEMAND x RATES AT LAST PCI UPDATE	BASE PERIOD DEMAND x CURRENT RATES	BASE PERIOD DEMAND x PROPOSED RATES	INDEX RESULTS
	(A)	(B)	(C)	(D)	(E)	(F)	(G)	(H)
End User Common Line (EUCL)								
No Zone or Zone A:								
102 Primary Res, Single Line Bus, Lifeline EUCL (1)	0	0.00000000	0.00000000	0.00000000	0	0	0	N/A
104 NonPrimary Residence & BRI ISDN EUCL (1)	0	0.00000000	0.00000000	0.00000000	0	0	0	N/A
106 Multiline Bus, PRI ISDN, Centrex EUCL (1)	0	0.00000000	0.00000000	0.00000000	0	0	0	N/A
108 Special Access Surcharge	0	0.00000000	0.00000000	0.00000000	0	0	0	N/A
109 Other EUCL	N/A	N/A	N/A	N/A	0	0	0	N/A
Zone B:								
112 Primary Res, Single Line Bus, Lifeline EUCL (1)	0	0.00000000	0.00000000	0.00000000	0	0	0	N/A
114 NonPrimary Residence & BRI ISDN EUCL (1)	0	0.00000000	0.00000000	0.00000000	0	0	0	N/A
116 Multiline Bus, PRI ISDN, Centrex EUCL (1)	0	0.00000000	0.00000000	0.00000000	0	0	0	N/A
Zone C:								
122 Primary Res, Single Line Bus, Lifeline EUCL (1)	0	0.00000000	0.00000000	0.00000000	0	0	0	N/A
124 NonPrimary Residence & BRI ISDN EUCL (1)	0	0.00000000	0.00000000	0.00000000	0	0	0	N/A
126 Multiline Bus, PRI ISDN, Centrex EUCL (1)	0	0.00000000	0.00000000	0.00000000	0	0	0	N/A
Zone D:								
132 Primary Res, Single Line Bus, Lifeline EUCL (1)	0	0.00000000	0.00000000	0.00000000	0	0	0	N/A
134 NonPrimary Residence & BRI ISDN EUCL (1)	0	0.00000000	0.00000000	0.00000000	0	0	0	N/A
136 Multiline Bus, PRI ISDN, Centrex EUCL (1)	0	0.00000000	0.00000000	0.00000000	0	0	0	N/A
Zone - Other:								
142 Primary Res, Single Line Bus, Lifeline EUCL (1)	0	0.00000000	0.00000000	0.00000000	0	0	0	N/A
144 NonPrimary Residence & BRI ISDN EUCL (1)	0	0.00000000	0.00000000	0.00000000	0	0	0	N/A
146 Multiline Bus, PRI ISDN, Centrex EUCL (1)	0	0.00000000	0.00000000	0.00000000	0	0	0	N/A
Presubscribed Interexchange Carrier Charge (PI)								
155 Multiline Business & PRI ISDN PICC (1)	0	0.00000000	0.00000000	0.00000000	0	0	0	N/A
157 Business Centrex PICC	0	N/A	N/A	N/A	0	0	0	N/A
Carrier Common Line								
161 Terminating CCL Prem.	0	0.00000000	0.00000000	0.00000000	0	0	0	N/A
163 Terminating CCL Non-Prem.	0	0.00000000	0.00000000	0.00000000	0	0	0	N/A
165 Originating CCL Prem.	0	0.00000000	0.00000000	0.00000000	0	0	0	N/A
167 Originating CCL Non-Prem.	0	0.00000000	0.00000000	0.00000000	0	0	0	N/A
180 Other Common Line	N/A	N/A	N/A	N/A	0	0	0	N/A
185 USAC Receipts	0	0.00000000	0.00000000	0.00000000	0	0	0	N/A
190 Total Basket	N/A	N/A	N/A	N/A	0	0	0	N/A

Jurisdiction Number:

24

Price Cap Tariff Review Plan
 Common Line Basket

	BASE PERIOD DEMAND	RATES AT LAST PCI UPDATE	CURRENT RATES	PROPOSED RATES	BASE PERIOD DEMAND x RATES AT LAST PCI UPDATE	BASE PERIOD DEMAND x CURRENT RATES	BASE PERIOD DEMAND x PROPOSED RATES	INDEX RESULTS
	(A)	(B)	(C)	(D)	(E)	(F)	(G)	(H)
End User Common Line (EUCL)								
No Zone or Zone A:								
102 Primary Res, Single Line Bus, Lifeline EUCL (1)	0	0.00000000	0.00000000	0.00000000	0	0	0	N/A
104 NonPrimary Residence & BRI ISDN EUCL (1)	0	0.00000000	0.00000000	0.00000000	0	0	0	N/A
106 Multiline Bus, PRI ISDN, Centrex EUCL (1)	0	0.00000000	0.00000000	0.00000000	0	0	0	N/A
108 Special Access Surcharge	0	0.00000000	0.00000000	0.00000000	0	0	0	N/A
109 Other EUCL	N/A	N/A	N/A	N/A	0	0	0	N/A
Zone B:								
112 Primary Res, Single Line Bus, Lifeline EUCL (1)	0	0.00000000	0.00000000	0.00000000	0	0	0	N/A
114 NonPrimary Residence & BRI ISDN EUCL (1)	0	0.00000000	0.00000000	0.00000000	0	0	0	N/A
116 Multiline Bus, PRI ISDN, Centrex EUCL (1)	0	0.00000000	0.00000000	0.00000000	0	0	0	N/A
Zone C:								
122 Primary Res, Single Line Bus, Lifeline EUCL (1)	0	0.00000000	0.00000000	0.00000000	0	0	0	N/A
124 NonPrimary Residence & BRI ISDN EUCL (1)	0	0.00000000	0.00000000	0.00000000	0	0	0	N/A
126 Multiline Bus, PRI ISDN, Centrex EUCL (1)	0	0.00000000	0.00000000	0.00000000	0	0	0	N/A
Zone D:								
132 Primary Res, Single Line Bus, Lifeline EUCL (1)	0	0.00000000	0.00000000	0.00000000	0	0	0	N/A
134 NonPrimary Residence & BRI ISDN EUCL (1)	0	0.00000000	0.00000000	0.00000000	0	0	0	N/A
136 Multiline Bus, PRI ISDN, Centrex EUCL (1)	0	0.00000000	0.00000000	0.00000000	0	0	0	N/A
Zone - Other:								
142 Primary Res, Single Line Bus, Lifeline EUCL (1)	0	0.00000000	0.00000000	0.00000000	0	0	0	N/A
144 NonPrimary Residence & BRI ISDN EUCL (1)	0	0.00000000	0.00000000	0.00000000	0	0	0	N/A
146 Multiline Bus, PRI ISDN, Centrex EUCL (1)	0	0.00000000	0.00000000	0.00000000	0	0	0	N/A
Presubscribed Interexchange Carrier Charge (PI)								
155 Multiline Business & PRI ISDN PICC (1)	0	0.00000000	0.00000000	0.00000000	0	0	0	N/A
157 Business Centrex PICC	0	N/A	N/A	N/A	0	0	0	N/A
Carrier Common Line								
161 Terminating CCL Prem.	0	0.00000000	0.00000000	0.00000000	0	0	0	N/A
163 Terminating CCL Non-Prem.	0	0.00000000	0.00000000	0.00000000	0	0	0	N/A
165 Originating CCL Prem.	0	0.00000000	0.00000000	0.00000000	0	0	0	N/A
167 Originating CCL Non-Prem.	0	0.00000000	0.00000000	0.00000000	0	0	0	N/A
180 Other Common Line	N/A	N/A	N/A	N/A	0	0	0	N/A
185 USAC Receipts	0	0.00000000	0.00000000	0.00000000	0	0	0	N/A
Per Minute Revenues					0	0	0	N/A
190 Total Basket	N/A	N/A	N/A	N/A	0	0	0	N/A

Jurisdiction Number: 50

	BASE PERIOD DEMAND	RATES AT LAST PCI UPDATE	CURRENT RATES	PROPOSED RATES	BASE PERIOD DEMAND x RATES AT LAST PCI UPDATE	BASE PERIOD DEMAND x CURRENT RATES	BASE PERIOD DEMAND x PROPOSED RATES	INDEX RESULTS
	(A)	(B)	(C)	(D)	(E)	(F)	(G)	(H)
End User Common Line (EUCL)								
No Zone or Zone A:								
102 Primary Res, Single Line Bus, Lifeline EUCL (1)	0	0.00000000	0.00000000	0.00000000	0	0	0	N/A
104 NonPrimary Residence & BRI ISDN EUCL (1)	0	0.00000000	0.00000000	0.00000000	0	0	0	N/A
106 Multiline Bus, PRI ISDN, Centrex EUCL (1)	0	0.00000000	0.00000000	0.00000000	0	0	0	N/A
108 Special Access Surcharge	0	0.00000000	0.00000000	0.00000000	0	0	0	N/A
109 Other EUCL	N/A	N/A	N/A	N/A	0	0	0	N/A
Zone B:								
112 Primary Res, Single Line Bus, Lifeline EUCL (1)	0	0.00000000	0.00000000	0.00000000	0	0	0	N/A
114 NonPrimary Residence & BRI ISDN EUCL (1)	0	0.00000000	0.00000000	0.00000000	0	0	0	N/A
116 Multiline Bus, PRI ISDN, Centrex EUCL (1)	0	0.00000000	0.00000000	0.00000000	0	0	0	N/A
Zone C:								
122 Primary Res, Single Line Bus, Lifeline EUCL (1)	0	0.00000000	0.00000000	0.00000000	0	0	0	N/A
124 NonPrimary Residence & BRI ISDN EUCL (1)	0	0.00000000	0.00000000	0.00000000	0	0	0	N/A
126 Multiline Bus, PRI ISDN, Centrex EUCL (1)	0	0.00000000	0.00000000	0.00000000	0	0	0	N/A
Zone D:								
132 Primary Res, Single Line Bus, Lifeline EUCL (1)	0	0.00000000	0.00000000	0.00000000	0	0	0	N/A
134 NonPrimary Residence & BRI ISDN EUCL (1)	0	0.00000000	0.00000000	0.00000000	0	0	0	N/A
136 Multiline Bus, PRI ISDN, Centrex EUCL (1)	0	0.00000000	0.00000000	0.00000000	0	0	0	N/A
Zone - Other:								
142 Primary Res, Single Line Bus, Lifeline EUCL (1)	0	0.00000000	0.00000000	0.00000000	0	0	0	N/A
144 NonPrimary Residence & BRI ISDN EUCL (1)	0	0.00000000	0.00000000	0.00000000	0	0	0	N/A
146 Multiline Bus, PRI ISDN, Centrex EUCL (1)	0	0.00000000	0.00000000	0.00000000	0	0	0	N/A
Presubscribed Interexchange Carrier Charge (PI)								
155 Multiline Business & PRI ISDN PICC (1)	0	0.00000000	0.00000000	0.00000000	0	0	0	N/A
157 Business Centrex PICC	0	N/A	N/A	N/A	0	0	0	N/A
Carrier Common Line								
161 Terminating CCL Prem.	0	0.00000000	0.00000000	0.00000000	0	0	0	N/A
163 Terminating CCL Non-Prem.	0	0.00000000	0.00000000	0.00000000	0	0	0	N/A
165 Originating CCL Prem.	0	0.00000000	0.00000000	0.00000000	0	0	0	N/A
167 Originating CCL Non-Prem.	0	0.00000000	0.00000000	0.00000000	0	0	0	N/A
180 Other Common Line	N/A	N/A	N/A	N/A	0	0	0	N/A
185 USAC Receipts	0	0.00000000	0.00000000	0.00000000	0	0	0	N/A
190 Total Basket	N/A	N/A	N/A	N/A	0	0	0	N/A

Jurisdiction Number:

50

RTE-1J ANALYZE

Filing Date: 06/16/2015
 Filing Entity: PTNV
 Transmittal Number: 280
 PTNV 2015 LFAF - (PTNVAN15.xls)
 Page 1 of 40

	BASE PERIOD DEMAND	RATES AT LAST PCI UPDATE	CURRENT RATES	PROPOSED RATES	BASE PERIOD DEMAND x RATES AT LAST PCI UPDATE	BASE PERIOD DEMAND x CURRENT RATES	BASE PERIOD DEMAND x PROPOSED RATES	INDEX RESULTS
	(A)	(B)	(C)	(D)	(E)	(F)	(G)	(H)
End User Common Line (EUCL)								
No Zone or Zone A:								
102 Primary Res, Single Line Bus, Lifeline EUCL (1)	0	0.00000000	0.00000000	0.00000000	0	0	0	N/A
104 NonPrimary Residence & BRI ISDN EUCL (1)	0	0.00000000	0.00000000	0.00000000	0	0	0	N/A
106 Multiline Bus, PRI ISDN, Centrex EUCL (1)	0	0.00000000	0.00000000	0.00000000	0	0	0	N/A
108 Special Access Surcharge	0	0.00000000	0.00000000	0.00000000	0	0	0	N/A
109 Other EUCL	N/A	N/A	N/A	N/A	0	0	0	N/A
Zone B:								
112 Primary Res, Single Line Bus, Lifeline EUCL (1)	0	0.00000000	0.00000000	0.00000000	0	0	0	N/A
114 NonPrimary Residence & BRI ISDN EUCL (1)	0	0.00000000	0.00000000	0.00000000	0	0	0	N/A
116 Multiline Bus, PRI ISDN, Centrex EUCL (1)	0	0.00000000	0.00000000	0.00000000	0	0	0	N/A
Zone C:								
122 Primary Res, Single Line Bus, Lifeline EUCL (1)	0	0.00000000	0.00000000	0.00000000	0	0	0	N/A
124 NonPrimary Residence & BRI ISDN EUCL (1)	0	0.00000000	0.00000000	0.00000000	0	0	0	N/A
126 Multiline Bus, PRI ISDN, Centrex EUCL (1)	0	0.00000000	0.00000000	0.00000000	0	0	0	N/A
Zone D:								
132 Primary Res, Single Line Bus, Lifeline EUCL (1)	0	0.00000000	0.00000000	0.00000000	0	0	0	N/A
134 NonPrimary Residence & BRI ISDN EUCL (1)	0	0.00000000	0.00000000	0.00000000	0	0	0	N/A
136 Multiline Bus, PRI ISDN, Centrex EUCL (1)	0	0.00000000	0.00000000	0.00000000	0	0	0	N/A
Zone - Other:								
142 Primary Res, Single Line Bus, Lifeline EUCL (1)	0	0.00000000	0.00000000	0.00000000	0	0	0	N/A
144 NonPrimary Residence & BRI ISDN EUCL (1)	0	0.00000000	0.00000000	0.00000000	0	0	0	N/A
146 Multiline Bus, PRI ISDN, Centrex EUCL (1)	0	0.00000000	0.00000000	0.00000000	0	0	0	N/A
Presubscribed Interexchange Carrier Charge (PI)								
155 Multiline Business & PRI ISDN PICC (1)	0	0.00000000	0.00000000	0.00000000	0	0	0	N/A
157 Business Centrex PICC	0	N/A	N/A	N/A	0	0	0	N/A
Carrier Common Line								
161 Terminating CCL Prem.	0	0.00000000	0.00000000	0.00000000	0	0	0	N/A
163 Terminating CCL Non-Prem.	0	0.00000000	0.00000000	0.00000000	0	0	0	N/A
165 Originating CCL Prem.	0	0.00000000	0.00000000	0.00000000	0	0	0	N/A
167 Originating CCL Non-Prem.	0	0.00000000	0.00000000	0.00000000	0	0	0	N/A
180 Other Common Line	N/A	N/A	N/A	N/A	0	0	0	N/A
185 USAC Receipts	0	0.00000000	0.00000000	0.00000000	0	0	0	N/A
Per Minute Revenues					0	0	0	N/A
190 Total Basket	N/A	N/A	N/A	N/A	0	0	0	N/A

Note: Enter the first Jurisdiction name or abbreviation in cell D15, the second Jurisdiction name or abbreviation in cell M15, etc.

COSAs with Jurisdictionally Separate SLCs, PICCs, and/
For ILECs with mixed SLC/PICC/CCL pricing methods:

Jurisdiction Number: 25

Price Cap Tariff Review Plan
 Common Line Basket

	BASE PERIOD DEMAND	RATES AT LAST PCI UPDATE	CURRENT RATES	PROPOSED RATES	BASE PERIOD DEMAND x RATES AT LAST PCI UPDATE	BASE PERIOD DEMAND x CURRENT RATES	BASE PERIOD DEMAND x PROPOSED RATES	INDEX RESULTS
	(A)	(B)	(C)	(D)	(E)	(F)	(G)	(H)
End User Common Line (EUCL)								
No Zone or Zone A:								
102 Primary Res, Single Line Bus, Lifeline EUCL (1)	0	0.00000000	0.00000000	0.00000000	0	0	0	N/A
104 NonPrimary Residence & BRI ISDN EUCL (1)	0	0.00000000	0.00000000	0.00000000	0	0	0	N/A
106 Multiline Bus, PRI ISDN, Centrex EUCL (1)	0	0.00000000	0.00000000	0.00000000	0	0	0	N/A
108 Special Access Surcharge	0	0.00000000	0.00000000	0.00000000	0	0	0	N/A
109 Other EUCL	N/A	N/A	N/A	N/A	0	0	0	N/A
Zone B:								
112 Primary Res, Single Line Bus, Lifeline EUCL (1)	0	0.00000000	0.00000000	0.00000000	0	0	0	N/A
114 NonPrimary Residence & BRI ISDN EUCL (1)	0	0.00000000	0.00000000	0.00000000	0	0	0	N/A
116 Multiline Bus, PRI ISDN, Centrex EUCL (1)	0	0.00000000	0.00000000	0.00000000	0	0	0	N/A
Zone C:								
122 Primary Res, Single Line Bus, Lifeline EUCL (1)	0	0.00000000	0.00000000	0.00000000	0	0	0	N/A
124 NonPrimary Residence & BRI ISDN EUCL (1)	0	0.00000000	0.00000000	0.00000000	0	0	0	N/A
126 Multiline Bus, PRI ISDN, Centrex EUCL (1)	0	0.00000000	0.00000000	0.00000000	0	0	0	N/A
Zone D:								
132 Primary Res, Single Line Bus, Lifeline EUCL (1)	0	0.00000000	0.00000000	0.00000000	0	0	0	N/A
134 NonPrimary Residence & BRI ISDN EUCL (1)	0	0.00000000	0.00000000	0.00000000	0	0	0	N/A
136 Multiline Bus, PRI ISDN, Centrex EUCL (1)	0	0.00000000	0.00000000	0.00000000	0	0	0	N/A
Zone - Other:								
142 Primary Res, Single Line Bus, Lifeline EUCL (1)	0	0.00000000	0.00000000	0.00000000	0	0	0	N/A
144 NonPrimary Residence & BRI ISDN EUCL (1)	0	0.00000000	0.00000000	0.00000000	0	0	0	N/A
146 Multiline Bus, PRI ISDN, Centrex EUCL (1)	0	0.00000000	0.00000000	0.00000000	0	0	0	N/A
Presubscribed Interexchange Carrier Charge (PI)								
155 Multiline Business & PRI ISDN PICC (1)	0	0.00000000	0.00000000	0.00000000	0	0	0	N/A
157 Business Centrex PICC	0	N/A	N/A	N/A	0	0	0	N/A
Carrier Common Line								
161 Terminating CCL Prem.	0	0.00000000	0.00000000	0.00000000	0	0	0	N/A
163 Terminating CCL Non-Prem.	0	0.00000000	0.00000000	0.00000000	0	0	0	N/A
165 Originating CCL Prem.	0	0.00000000	0.00000000	0.00000000	0	0	0	N/A
167 Originating CCL Non-Prem.	0	0.00000000	0.00000000	0.00000000	0	0	0	N/A
180 Other Common Line	N/A	N/A	N/A	N/A	0	0	0	N/A
185 USAC Receipts	0	0.00000000	0.00000000	0.00000000	0	0	0	N/A
190 Total Basket	N/A	N/A	N/A	N/A	0	0	0	N/A

Jurisdiction Number:

25

Price Cap Tariff Review Plan
Common Line Basket

	BASE PERIOD DEMAND	RATES AT LAST PCI UPDATE	CURRENT RATES	PROPOSED RATES	BASE PERIOD DEMAND x RATES AT LAST PCI UPDATE	BASE PERIOD DEMAND x CURRENT RATES	BASE PERIOD DEMAND x PROPOSED RATES	INDEX RESULTS
	(A)	(B)	(C)	(D)	(E)	(F)	(G)	(H)
End User Common Line (EUCL)								
No Zone or Zone A:								
102 Primary Res, Single Line Bus, Lifeline EUCL (1)	0	0.00000000	0.00000000	0.00000000	0	0	0	N/A
104 NonPrimary Residence & BRI ISDN EUCL (1)	0	0.00000000	0.00000000	0.00000000	0	0	0	N/A
106 Multiline Bus, PRI ISDN, Centrex EUCL (1)	0	0.00000000	0.00000000	0.00000000	0	0	0	N/A
108 Special Access Surcharge	0	0.00000000	0.00000000	0.00000000	0	0	0	N/A
109 Other EUCL	N/A	N/A	N/A	N/A	0	0	0	N/A
Zone B:								
112 Primary Res, Single Line Bus, Lifeline EUCL (1)	0	0.00000000	0.00000000	0.00000000	0	0	0	N/A
114 NonPrimary Residence & BRI ISDN EUCL (1)	0	0.00000000	0.00000000	0.00000000	0	0	0	N/A
116 Multiline Bus, PRI ISDN, Centrex EUCL (1)	0	0.00000000	0.00000000	0.00000000	0	0	0	N/A
Zone C:								
122 Primary Res, Single Line Bus, Lifeline EUCL (1)	0	0.00000000	0.00000000	0.00000000	0	0	0	N/A
124 NonPrimary Residence & BRI ISDN EUCL (1)	0	0.00000000	0.00000000	0.00000000	0	0	0	N/A
126 Multiline Bus, PRI ISDN, Centrex EUCL (1)	0	0.00000000	0.00000000	0.00000000	0	0	0	N/A
Zone D:								
132 Primary Res, Single Line Bus, Lifeline EUCL (1)	0	0.00000000	0.00000000	0.00000000	0	0	0	N/A
134 NonPrimary Residence & BRI ISDN EUCL (1)	0	0.00000000	0.00000000	0.00000000	0	0	0	N/A
136 Multiline Bus, PRI ISDN, Centrex EUCL (1)	0	0.00000000	0.00000000	0.00000000	0	0	0	N/A
Zone - Other:								
142 Primary Res, Single Line Bus, Lifeline EUCL (1)	0	0.00000000	0.00000000	0.00000000	0	0	0	N/A
144 NonPrimary Residence & BRI ISDN EUCL (1)	0	0.00000000	0.00000000	0.00000000	0	0	0	N/A
146 Multiline Bus, PRI ISDN, Centrex EUCL (1)	0	0.00000000	0.00000000	0.00000000	0	0	0	N/A
Presubscribed Interexchange Carrier Charge (PI)								
155 Multiline Business & PRI ISDN PICC (1)	0	0.00000000	0.00000000	0.00000000	0	0	0	N/A
157 Business Centrex PICC	0	N/A	N/A	N/A	0	0	0	N/A
Carrier Common Line								
161 Terminating CCL Prem.	0	0.00000000	0.00000000	0.00000000	0	0	0	N/A
163 Terminating CCL Non-Prem.	0	0.00000000	0.00000000	0.00000000	0	0	0	N/A
165 Originating CCL Prem.	0	0.00000000	0.00000000	0.00000000	0	0	0	N/A
167 Originating CCL Non-Prem.	0	0.00000000	0.00000000	0.00000000	0	0	0	N/A
180 Other Common Line	N/A	N/A	N/A	N/A	0	0	0	N/A
185 USAC Receipts	0	0.00000000	0.00000000	0.00000000	0	0	0	N/A
Per Minute Revenues					0	0	0	N/A
190 Total Basket	N/A	N/A	N/A	N/A	0	0	0	N/A

Jurisdiction Number: 51

	BASE PERIOD DEMAND	RATES AT LAST PCI UPDATE	CURRENT RATES	PROPOSED RATES	BASE PERIOD DEMAND x RATES AT LAST PCI UPDATE	BASE PERIOD DEMAND x CURRENT RATES	BASE PERIOD DEMAND x PROPOSED RATES	INDEX RESULTS
	(A)	(B)	(C)	(D)	(E)	(F)	(G)	(H)
End User Common Line (EUCL)								
No Zone or Zone A:								
102 Primary Res, Single Line Bus, Lifeline EUCL (1)	0	0.00000000	0.00000000	0.00000000	0	0	0	N/A
104 NonPrimary Residence & BRI ISDN EUCL (1)	0	0.00000000	0.00000000	0.00000000	0	0	0	N/A
106 Multiline Bus, PRI ISDN, Centrex EUCL (1)	0	0.00000000	0.00000000	0.00000000	0	0	0	N/A
108 Special Access Surcharge	0	0.00000000	0.00000000	0.00000000	0	0	0	N/A
109 Other EUCL	N/A	N/A	N/A	N/A	0	0	0	N/A
Zone B:								
112 Primary Res, Single Line Bus, Lifeline EUCL (1)	0	0.00000000	0.00000000	0.00000000	0	0	0	N/A
114 NonPrimary Residence & BRI ISDN EUCL (1)	0	0.00000000	0.00000000	0.00000000	0	0	0	N/A
116 Multiline Bus, PRI ISDN, Centrex EUCL (1)	0	0.00000000	0.00000000	0.00000000	0	0	0	N/A
Zone C:								
122 Primary Res, Single Line Bus, Lifeline EUCL (1)	0	0.00000000	0.00000000	0.00000000	0	0	0	N/A
124 NonPrimary Residence & BRI ISDN EUCL (1)	0	0.00000000	0.00000000	0.00000000	0	0	0	N/A
126 Multiline Bus, PRI ISDN, Centrex EUCL (1)	0	0.00000000	0.00000000	0.00000000	0	0	0	N/A
Zone D:								
132 Primary Res, Single Line Bus, Lifeline EUCL (1)	0	0.00000000	0.00000000	0.00000000	0	0	0	N/A
134 NonPrimary Residence & BRI ISDN EUCL (1)	0	0.00000000	0.00000000	0.00000000	0	0	0	N/A
136 Multiline Bus, PRI ISDN, Centrex EUCL (1)	0	0.00000000	0.00000000	0.00000000	0	0	0	N/A
Zone - Other:								
142 Primary Res, Single Line Bus, Lifeline EUCL (1)	0	0.00000000	0.00000000	0.00000000	0	0	0	N/A
144 NonPrimary Residence & BRI ISDN EUCL (1)	0	0.00000000	0.00000000	0.00000000	0	0	0	N/A
146 Multiline Bus, PRI ISDN, Centrex EUCL (1)	0	0.00000000	0.00000000	0.00000000	0	0	0	N/A
Presubscribed Interexchange Carrier Charge (PI)								
155 Multiline Business & PRI ISDN PICC (1)	0	0.00000000	0.00000000	0.00000000	0	0	0	N/A
157 Business Centrex PICC	0	N/A	N/A	N/A	0	0	0	N/A
Carrier Common Line								
161 Terminating CCL Prem.	0	0.00000000	0.00000000	0.00000000	0	0	0	N/A
163 Terminating CCL Non-Prem.	0	0.00000000	0.00000000	0.00000000	0	0	0	N/A
165 Originating CCL Prem.	0	0.00000000	0.00000000	0.00000000	0	0	0	N/A
167 Originating CCL Non-Prem.	0	0.00000000	0.00000000	0.00000000	0	0	0	N/A
180 Other Common Line	N/A	N/A	N/A	N/A	0	0	0	N/A
185 USAC Receipts	0	0.00000000	0.00000000	0.00000000	0	0	0	N/A
190 Total Basket	N/A	N/A	N/A	N/A	0	0	0	N/A

Jurisdiction Number:

51

RTE-1J ANALYZE

Filing Date: 06/16/2015
 Filing Entity: PTNV
 Transmittal Number: 280
 PTNV 2015 LFAF - (PTNVAN15.xls)
 Page 1 of 40

	BASE PERIOD DEMAND	RATES AT LAST PCI UPDATE	CURRENT RATES	PROPOSED RATES	BASE PERIOD DEMAND x RATES AT LAST PCI UPDATE	BASE PERIOD DEMAND x CURRENT RATES	BASE PERIOD DEMAND x PROPOSED RATES	INDEX RESULTS
	(A)	(B)	(C)	(D)	(E)	(F)	(G)	(H)
End User Common Line (EUCL)								
No Zone or Zone A:								
102 Primary Res, Single Line Bus, Lifeline EUCL (1)	0	0.00000000	0.00000000	0.00000000	0	0	0	N/A
104 NonPrimary Residence & BRI ISDN EUCL (1)	0	0.00000000	0.00000000	0.00000000	0	0	0	N/A
106 Multiline Bus, PRI ISDN, Centrex EUCL (1)	0	0.00000000	0.00000000	0.00000000	0	0	0	N/A
108 Special Access Surcharge	0	0.00000000	0.00000000	0.00000000	0	0	0	N/A
109 Other EUCL	N/A	N/A	N/A	N/A	0	0	0	N/A
Zone B:								
112 Primary Res, Single Line Bus, Lifeline EUCL (1)	0	0.00000000	0.00000000	0.00000000	0	0	0	N/A
114 NonPrimary Residence & BRI ISDN EUCL (1)	0	0.00000000	0.00000000	0.00000000	0	0	0	N/A
116 Multiline Bus, PRI ISDN, Centrex EUCL (1)	0	0.00000000	0.00000000	0.00000000	0	0	0	N/A
Zone C:								
122 Primary Res, Single Line Bus, Lifeline EUCL (1)	0	0.00000000	0.00000000	0.00000000	0	0	0	N/A
124 NonPrimary Residence & BRI ISDN EUCL (1)	0	0.00000000	0.00000000	0.00000000	0	0	0	N/A
126 Multiline Bus, PRI ISDN, Centrex EUCL (1)	0	0.00000000	0.00000000	0.00000000	0	0	0	N/A
Zone D:								
132 Primary Res, Single Line Bus, Lifeline EUCL (1)	0	0.00000000	0.00000000	0.00000000	0	0	0	N/A
134 NonPrimary Residence & BRI ISDN EUCL (1)	0	0.00000000	0.00000000	0.00000000	0	0	0	N/A
136 Multiline Bus, PRI ISDN, Centrex EUCL (1)	0	0.00000000	0.00000000	0.00000000	0	0	0	N/A
Zone - Other:								
142 Primary Res, Single Line Bus, Lifeline EUCL (1)	0	0.00000000	0.00000000	0.00000000	0	0	0	N/A
144 NonPrimary Residence & BRI ISDN EUCL (1)	0	0.00000000	0.00000000	0.00000000	0	0	0	N/A
146 Multiline Bus, PRI ISDN, Centrex EUCL (1)	0	0.00000000	0.00000000	0.00000000	0	0	0	N/A
Presubscribed Interexchange Carrier Charge (PI)								
155 Multiline Business & PRI ISDN PICC (1)	0	0.00000000	0.00000000	0.00000000	0	0	0	N/A
157 Business Centrex PICC	0	N/A	N/A	N/A	0	0	0	N/A
Carrier Common Line								
161 Terminating CCL Prem.	0	0.00000000	0.00000000	0.00000000	0	0	0	N/A
163 Terminating CCL Non-Prem.	0	0.00000000	0.00000000	0.00000000	0	0	0	N/A
165 Originating CCL Prem.	0	0.00000000	0.00000000	0.00000000	0	0	0	N/A
167 Originating CCL Non-Prem.	0	0.00000000	0.00000000	0.00000000	0	0	0	N/A
180 Other Common Line	N/A	N/A	N/A	N/A	0	0	0	N/A
185 USAC Receipts	0	0.00000000	0.00000000	0.00000000	0	0	0	N/A
Per Minute Revenues					0	0	0	N/A
190 Total Basket	N/A	N/A	N/A	N/A	0	0	0	N/A

Note: Enter the first Jurisdiction name or abbreviation in cell D15, the second Jurisdiction name or abbreviation in cell M15, etc.

COSAs with Jurisdictionally Separate SLCs, PICCs, and/
For ILECs with mixed SLC/PICC/CCL pricing methods:

Jurisdiction Number: 26

Price Cap Tariff Review Plan
 Common Line Basket

	BASE PERIOD DEMAND	RATES AT LAST PCI UPDATE	CURRENT RATES	PROPOSED RATES	BASE PERIOD DEMAND x RATES AT LAST PCI UPDATE	BASE PERIOD DEMAND x CURRENT RATES	BASE PERIOD DEMAND x PROPOSED RATES	INDEX RESULTS
	(A)	(B)	(C)	(D)	(E)	(F)	(G)	(H)
End User Common Line (EUCL)								
No Zone or Zone A:								
102 Primary Res, Single Line Bus, Lifeline EUCL (1)	0	0.00000000	0.00000000	0.00000000	0	0	0	N/A
104 NonPrimary Residence & BRI ISDN EUCL (1)	0	0.00000000	0.00000000	0.00000000	0	0	0	N/A
106 Multiline Bus, PRI ISDN, Centrex EUCL (1)	0	0.00000000	0.00000000	0.00000000	0	0	0	N/A
108 Special Access Surcharge	0	0.00000000	0.00000000	0.00000000	0	0	0	N/A
109 Other EUCL	N/A	N/A	N/A	N/A	0	0	0	N/A
Zone B:								
112 Primary Res, Single Line Bus, Lifeline EUCL (1)	0	0.00000000	0.00000000	0.00000000	0	0	0	N/A
114 NonPrimary Residence & BRI ISDN EUCL (1)	0	0.00000000	0.00000000	0.00000000	0	0	0	N/A
116 Multiline Bus, PRI ISDN, Centrex EUCL (1)	0	0.00000000	0.00000000	0.00000000	0	0	0	N/A
Zone C:								
122 Primary Res, Single Line Bus, Lifeline EUCL (1)	0	0.00000000	0.00000000	0.00000000	0	0	0	N/A
124 NonPrimary Residence & BRI ISDN EUCL (1)	0	0.00000000	0.00000000	0.00000000	0	0	0	N/A
126 Multiline Bus, PRI ISDN, Centrex EUCL (1)	0	0.00000000	0.00000000	0.00000000	0	0	0	N/A
Zone D:								
132 Primary Res, Single Line Bus, Lifeline EUCL (1)	0	0.00000000	0.00000000	0.00000000	0	0	0	N/A
134 NonPrimary Residence & BRI ISDN EUCL (1)	0	0.00000000	0.00000000	0.00000000	0	0	0	N/A
136 Multiline Bus, PRI ISDN, Centrex EUCL (1)	0	0.00000000	0.00000000	0.00000000	0	0	0	N/A
Zone - Other:								
142 Primary Res, Single Line Bus, Lifeline EUCL (1)	0	0.00000000	0.00000000	0.00000000	0	0	0	N/A
144 NonPrimary Residence & BRI ISDN EUCL (1)	0	0.00000000	0.00000000	0.00000000	0	0	0	N/A
146 Multiline Bus, PRI ISDN, Centrex EUCL (1)	0	0.00000000	0.00000000	0.00000000	0	0	0	N/A
Presubscribed Interexchange Carrier Charge (PI)								
155 Multiline Business & PRI ISDN PICC (1)	0	0.00000000	0.00000000	0.00000000	0	0	0	N/A
157 Business Centrex PICC	0	N/A	N/A	N/A	0	0	0	N/A
Carrier Common Line								
161 Terminating CCL Prem.	0	0.00000000	0.00000000	0.00000000	0	0	0	N/A
163 Terminating CCL Non-Prem.	0	0.00000000	0.00000000	0.00000000	0	0	0	N/A
165 Originating CCL Prem.	0	0.00000000	0.00000000	0.00000000	0	0	0	N/A
167 Originating CCL Non-Prem.	0	0.00000000	0.00000000	0.00000000	0	0	0	N/A
180 Other Common Line	N/A	N/A	N/A	N/A	0	0	0	N/A
185 USAC Receipts	0	0.00000000	0.00000000	0.00000000	0	0	0	N/A
190 Total Basket	N/A	N/A	N/A	N/A	0	0	0	N/A

Jurisdiction Number:

26

Price Cap Tariff Review Plan
 Common Line Basket

	BASE PERIOD DEMAND	RATES AT LAST PCI UPDATE	CURRENT RATES	PROPOSED RATES	BASE PERIOD DEMAND x RATES AT LAST PCI UPDATE	BASE PERIOD DEMAND x CURRENT RATES	BASE PERIOD DEMAND x PROPOSED RATES	INDEX RESULTS
	(A)	(B)	(C)	(D)	(E)	(F)	(G)	(H)
End User Common Line (EUCL)								
No Zone or Zone A:								
102 Primary Res, Single Line Bus, Lifeline EUCL (1)	0	0.00000000	0.00000000	0.00000000	0	0	0	N/A
104 NonPrimary Residence & BRI ISDN EUCL (1)	0	0.00000000	0.00000000	0.00000000	0	0	0	N/A
106 Multiline Bus, PRI ISDN, Centrex EUCL (1)	0	0.00000000	0.00000000	0.00000000	0	0	0	N/A
108 Special Access Surcharge	0	0.00000000	0.00000000	0.00000000	0	0	0	N/A
109 Other EUCL	N/A	N/A	N/A	N/A	0	0	0	N/A
Zone B:								
112 Primary Res, Single Line Bus, Lifeline EUCL (1)	0	0.00000000	0.00000000	0.00000000	0	0	0	N/A
114 NonPrimary Residence & BRI ISDN EUCL (1)	0	0.00000000	0.00000000	0.00000000	0	0	0	N/A
116 Multiline Bus, PRI ISDN, Centrex EUCL (1)	0	0.00000000	0.00000000	0.00000000	0	0	0	N/A
Zone C:								
122 Primary Res, Single Line Bus, Lifeline EUCL (1)	0	0.00000000	0.00000000	0.00000000	0	0	0	N/A
124 NonPrimary Residence & BRI ISDN EUCL (1)	0	0.00000000	0.00000000	0.00000000	0	0	0	N/A
126 Multiline Bus, PRI ISDN, Centrex EUCL (1)	0	0.00000000	0.00000000	0.00000000	0	0	0	N/A
Zone D:								
132 Primary Res, Single Line Bus, Lifeline EUCL (1)	0	0.00000000	0.00000000	0.00000000	0	0	0	N/A
134 NonPrimary Residence & BRI ISDN EUCL (1)	0	0.00000000	0.00000000	0.00000000	0	0	0	N/A
136 Multiline Bus, PRI ISDN, Centrex EUCL (1)	0	0.00000000	0.00000000	0.00000000	0	0	0	N/A
Zone - Other:								
142 Primary Res, Single Line Bus, Lifeline EUCL (1)	0	0.00000000	0.00000000	0.00000000	0	0	0	N/A
144 NonPrimary Residence & BRI ISDN EUCL (1)	0	0.00000000	0.00000000	0.00000000	0	0	0	N/A
146 Multiline Bus, PRI ISDN, Centrex EUCL (1)	0	0.00000000	0.00000000	0.00000000	0	0	0	N/A
Presubscribed Interexchange Carrier Charge (PI)								
155 Multiline Business & PRI ISDN PICC (1)	0	0.00000000	0.00000000	0.00000000	0	0	0	N/A
157 Business Centrex PICC	0	N/A	N/A	N/A	0	0	0	N/A
Carrier Common Line								
161 Terminating CCL Prem.	0	0.00000000	0.00000000	0.00000000	0	0	0	N/A
163 Terminating CCL Non-Prem.	0	0.00000000	0.00000000	0.00000000	0	0	0	N/A
165 Originating CCL Prem.	0	0.00000000	0.00000000	0.00000000	0	0	0	N/A
167 Originating CCL Non-Prem.	0	0.00000000	0.00000000	0.00000000	0	0	0	N/A
180 Other Common Line	N/A	N/A	N/A	N/A	0	0	0	N/A
185 USAC Receipts	0	0.00000000	0.00000000	0.00000000	0	0	0	N/A
Per Minute Revenues					0	0	0	N/A
190 Total Basket	N/A	N/A	N/A	N/A	0	0	0	N/A

Jurisdiction Number: 52



	BASE PERIOD DEMAND	RATES AT LAST PCI UPDATE	CURRENT RATES	PROPOSED RATES	BASE PERIOD DEMAND x RATES AT LAST PCI UPDATE	BASE PERIOD DEMAND x CURRENT RATES	BASE PERIOD DEMAND x PROPOSED RATES	INDEX RESULTS
	(A)	(B)	(C)	(D)	(E)	(F)	(G)	(H)
End User Common Line (EUCL)								
No Zone or Zone A:								
102 Primary Res, Single Line Bus, Lifeline EUCL (1)	0	0.00000000	0.00000000	0.00000000	0	0	0	N/A
104 NonPrimary Residence & BRI ISDN EUCL (1)	0	0.00000000	0.00000000	0.00000000	0	0	0	N/A
106 Multiline Bus, PRI ISDN, Centrex EUCL (1)	0	0.00000000	0.00000000	0.00000000	0	0	0	N/A
108 Special Access Surcharge	0	0.00000000	0.00000000	0.00000000	0	0	0	N/A
109 Other EUCL	N/A	N/A	N/A	N/A	0	0	0	N/A
Zone B:								
112 Primary Res, Single Line Bus, Lifeline EUCL (1)	0	0.00000000	0.00000000	0.00000000	0	0	0	N/A
114 NonPrimary Residence & BRI ISDN EUCL (1)	0	0.00000000	0.00000000	0.00000000	0	0	0	N/A
116 Multiline Bus, PRI ISDN, Centrex EUCL (1)	0	0.00000000	0.00000000	0.00000000	0	0	0	N/A
Zone C:								
122 Primary Res, Single Line Bus, Lifeline EUCL (1)	0	0.00000000	0.00000000	0.00000000	0	0	0	N/A
124 NonPrimary Residence & BRI ISDN EUCL (1)	0	0.00000000	0.00000000	0.00000000	0	0	0	N/A
126 Multiline Bus, PRI ISDN, Centrex EUCL (1)	0	0.00000000	0.00000000	0.00000000	0	0	0	N/A
Zone D:								
132 Primary Res, Single Line Bus, Lifeline EUCL (1)	0	0.00000000	0.00000000	0.00000000	0	0	0	N/A
134 NonPrimary Residence & BRI ISDN EUCL (1)	0	0.00000000	0.00000000	0.00000000	0	0	0	N/A
136 Multiline Bus, PRI ISDN, Centrex EUCL (1)	0	0.00000000	0.00000000	0.00000000	0	0	0	N/A
Zone - Other:								
142 Primary Res, Single Line Bus, Lifeline EUCL (1)	0	0.00000000	0.00000000	0.00000000	0	0	0	N/A
144 NonPrimary Residence & BRI ISDN EUCL (1)	0	0.00000000	0.00000000	0.00000000	0	0	0	N/A
146 Multiline Bus, PRI ISDN, Centrex EUCL (1)	0	0.00000000	0.00000000	0.00000000	0	0	0	N/A
Presubscribed Interexchange Carrier Charge (PI)								
155 Multiline Business & PRI ISDN PICC (1)	0	0.00000000	0.00000000	0.00000000	0	0	0	N/A
157 Business Centrex PICC	0	N/A	N/A	N/A	0	0	0	N/A
Carrier Common Line								
161 Terminating CCL Prem.	0	0.00000000	0.00000000	0.00000000	0	0	0	N/A
163 Terminating CCL Non-Prem.	0	0.00000000	0.00000000	0.00000000	0	0	0	N/A
165 Originating CCL Prem.	0	0.00000000	0.00000000	0.00000000	0	0	0	N/A
167 Originating CCL Non-Prem.	0	0.00000000	0.00000000	0.00000000	0	0	0	N/A
180 Other Common Line	N/A	N/A	N/A	N/A	0	0	0	N/A
185 USAC Receipts	0	0.00000000	0.00000000	0.00000000	0	0	0	N/A
190 Total Basket	N/A	N/A	N/A	N/A	0	0	0	N/A

Jurisdiction Number:

52

RTE-1J ANALYZE

Filing Date: 06/16/2015
 Filing Entity: PTNV
 Transmittal Number: 280
 PTNV 2015 LFAF - (PTNVAN15.xls)
 Page 1 of 40

	BASE PERIOD DEMAND	RATES AT LAST PCI UPDATE	CURRENT RATES	PROPOSED RATES	BASE PERIOD DEMAND x RATES AT LAST PCI UPDATE	BASE PERIOD DEMAND x CURRENT RATES	BASE PERIOD DEMAND x PROPOSED RATES	INDEX RESULTS
	(A)	(B)	(C)	(D)	(E)	(F)	(G)	(H)
End User Common Line (EUCL)								
No Zone or Zone A:								
102 Primary Res, Single Line Bus, Lifeline EUCL (1)	0	0.00000000	0.00000000	0.00000000	0	0	0	N/A
104 NonPrimary Residence & BRI ISDN EUCL (1)	0	0.00000000	0.00000000	0.00000000	0	0	0	N/A
106 Multiline Bus, PRI ISDN, Centrex EUCL (1)	0	0.00000000	0.00000000	0.00000000	0	0	0	N/A
108 Special Access Surcharge	0	0.00000000	0.00000000	0.00000000	0	0	0	N/A
109 Other EUCL	N/A	N/A	N/A	N/A	0	0	0	N/A
Zone B:								
112 Primary Res, Single Line Bus, Lifeline EUCL (1)	0	0.00000000	0.00000000	0.00000000	0	0	0	N/A
114 NonPrimary Residence & BRI ISDN EUCL (1)	0	0.00000000	0.00000000	0.00000000	0	0	0	N/A
116 Multiline Bus, PRI ISDN, Centrex EUCL (1)	0	0.00000000	0.00000000	0.00000000	0	0	0	N/A
Zone C:								
122 Primary Res, Single Line Bus, Lifeline EUCL (1)	0	0.00000000	0.00000000	0.00000000	0	0	0	N/A
124 NonPrimary Residence & BRI ISDN EUCL (1)	0	0.00000000	0.00000000	0.00000000	0	0	0	N/A
126 Multiline Bus, PRI ISDN, Centrex EUCL (1)	0	0.00000000	0.00000000	0.00000000	0	0	0	N/A
Zone D:								
132 Primary Res, Single Line Bus, Lifeline EUCL (1)	0	0.00000000	0.00000000	0.00000000	0	0	0	N/A
134 NonPrimary Residence & BRI ISDN EUCL (1)	0	0.00000000	0.00000000	0.00000000	0	0	0	N/A
136 Multiline Bus, PRI ISDN, Centrex EUCL (1)	0	0.00000000	0.00000000	0.00000000	0	0	0	N/A
Zone - Other:								
142 Primary Res, Single Line Bus, Lifeline EUCL (1)	0	0.00000000	0.00000000	0.00000000	0	0	0	N/A
144 NonPrimary Residence & BRI ISDN EUCL (1)	0	0.00000000	0.00000000	0.00000000	0	0	0	N/A
146 Multiline Bus, PRI ISDN, Centrex EUCL (1)	0	0.00000000	0.00000000	0.00000000	0	0	0	N/A
Presubscribed Interexchange Carrier Charge (PI)								
155 Multiline Business & PRI ISDN PICC (1)	0	0.00000000	0.00000000	0.00000000	0	0	0	N/A
157 Business Centrex PICC	0	N/A	N/A	N/A	0	0	0	N/A
Carrier Common Line								
161 Terminating CCL Prem.	0	0.00000000	0.00000000	0.00000000	0	0	0	N/A
163 Terminating CCL Non-Prem.	0	0.00000000	0.00000000	0.00000000	0	0	0	N/A
165 Originating CCL Prem.	0	0.00000000	0.00000000	0.00000000	0	0	0	N/A
167 Originating CCL Non-Prem.	0	0.00000000	0.00000000	0.00000000	0	0	0	N/A
180 Other Common Line	N/A	N/A	N/A	N/A	0	0	0	N/A
185 USAC Receipts	0	0.00000000	0.00000000	0.00000000	0	0	0	N/A
Per Minute Revenues					0	0	0	N/A
190 Total Basket	N/A	N/A	N/A	N/A	0	0	0	N/A

Note: Enter the first Jurisdiction name or abbreviation in cell D15, the second Jurisdiction name or abbreviation in cell M15, etc.

COSAs with Jurisdictionally Separate SLCs, PICCs, and
For ILECs with mixed SLC/PICC/CCL pricing methods:

Jurisdiction Number:

TOTAL

Price Cap Tariff Review Plan
 Common Line Basket

	BASE PERIOD DEMAND	RATES AT LAST PCI UPDATE	CURRENT RATES	PROPOSED RATES	BASE PERIOD DEMAND x RATES AT LAST PCI UPDATE	BASE PERIOD DEMAND x CURRENT RATES	BASE PERIOD DEMAND x PROPOSED RATES	INDEX RESULTS
	(A)	(B)	(C)	(D)	(E)	(F)	(G)	(H)
End User Common Line (EUCL)								
No Zone or Zone A:								
102 Primary Res, Single Line Bus, Lifeline EUCL (1)	729,832	4.52827378	4.52827378	4.56783086	3,304,879	3,304,879	3,333,749	N/A
104 NonPrimary Residence & BRI ISDN EUCL (1)	62,600	4.52827378	4.52827378	4.56783086	283,470	283,470	285,946	N/A
106 Multiline Bus, PRI ISDN, Centrex EUCL (1)	618,011	4.52827378	4.52827378	4.56783086	2,798,523	2,798,523	2,822,970	N/A
108 Special Access Surcharge	64	25.00000000	25.00000000	25.00000000	1,600	1,600	1,600	N/A
109 Other EUCL	N/A	N/A	N/A	N/A	233,382	233,382	233,382	N/A
Zone B:								
112 Primary Res, Single Line Bus, Lifeline EUCL (1)	0	0.00000000	0.00000000	0.00000000	0	0	0	N/A
114 NonPrimary Residence & BRI ISDN EUCL (1)	0	0.00000000	0.00000000	0.00000000	0	0	0	N/A
116 Multiline Bus, PRI ISDN, Centrex EUCL (1)	0	0.00000000	0.00000000	0.00000000	0	0	0	N/A
Zone C:								
122 Primary Res, Single Line Bus, Lifeline EUCL (1)	0	0.00000000	0.00000000	0.00000000	0	0	0	N/A
124 NonPrimary Residence & BRI ISDN EUCL (1)	0	0.00000000	0.00000000	0.00000000	0	0	0	N/A
126 Multiline Bus, PRI ISDN, Centrex EUCL (1)	0	0.00000000	0.00000000	0.00000000	0	0	0	N/A
Zone D:								
132 Primary Res, Single Line Bus, Lifeline EUCL (1)	0	0.00000000	0.00000000	0.00000000	0	0	0	N/A
134 NonPrimary Residence & BRI ISDN EUCL (1)	0	0.00000000	0.00000000	0.00000000	0	0	0	N/A
136 Multiline Bus, PRI ISDN, Centrex EUCL (1)	0	0.00000000	0.00000000	0.00000000	0	0	0	N/A
Zone - Other:								
142 Primary Res, Single Line Bus, Lifeline EUCL (1)	0	0.00000000	0.00000000	0.00000000	0	0	0	N/A
144 NonPrimary Residence & BRI ISDN EUCL (1)	0	0.00000000	0.00000000	0.00000000	0	0	0	N/A
146 Multiline Bus, PRI ISDN, Centrex EUCL (1)	0	0.00000000	0.00000000	0.00000000	0	0	0	N/A
Presubscribed Interexchange Carrier Charge (PICC)								
155 Multiline Business & PRI ISDN PICC (1)	333,228	0.00000000	0.00000000	0.00000000	0	0	0	N/A
157 Business Centrex PICC	295,941	N/A	N/A	N/A	0	0	0	N/A
Carrier Common Line								
161 Terminating CCL Prem.	148,041,480	0.00000000	0.00000000	0.00000000	0	0	0	N/A
163 Terminating CCL Non-Prem.	0	0.00000000	0.00000000	0.00000000	0	0	0	N/A
165 Originating CCL Prem.	190,842,108	0.00000000	0.00000000	0.00000000	0	0	0	N/A
167 Originating CCL Non-Prem.	0	0.00000000	0.00000000	0.00000000	0	0	0	N/A
180 Other Common Line	N/A	N/A	N/A	N/A	0	0	0	N/A
185 USAC Receipts	1,410,443	1.62571726	1.62571726	1.62571726	2,292,982	2,292,982	2,292,982	N/A
190 Total Basket	N/A	N/A	N/A	N/A	8,914,835	8,914,835	8,970,628	N/A

Jurisdiction Number: Subtotal - Jurisdictions 27 through 52

TOTAL

Price Cap Tariff Review Plan
 Common Line Basket

	BASE PERIOD DEMAND	RATES AT LAST PCI UPDATE	CURRENT RATES	PROPOSED RATES	BASE PERIOD DEMAND x RATES AT LAST PCI UPDATE	BASE PERIOD DEMAND x CURRENT RATES	BASE PERIOD DEMAND x PROPOSED RATES	INDEX RESULTS
	(A)	(B)	(C)	(D)	(E)	(F)	(G)	(H)
End User Common Line (EUCL)								
No Zone or Zone A:								
102 Primary Res, Single Line Bus, Lifeline EUCL (1)	729,832	4.52827378	4.52827378	4.56783086	3,304,879	3,304,879	3,333,749	N/A
104 NonPrimary Residence & BRI ISDN EUCL (1)	62,600	4.52827378	4.52827378	4.56783086	283,470	283,470	285,946	N/A
106 Multiline Bus, PRI ISDN, Centrex EUCL (1)	618,011	4.52827378	4.52827378	4.56783086	2,798,523	2,798,523	2,822,970	N/A
108 Special Access Surcharge	64	25.00000000	25.00000000	25.00000000	1,600	1,600	1,600	N/A
109 Other EUCL	N/A	N/A	N/A	N/A	233,382	233,382	233,382	N/A
Zone B:								
112 Primary Res, Single Line Bus, Lifeline EUCL (1)	0	0.00000000	0.00000000	0.00000000	0	0	0	N/A
114 NonPrimary Residence & BRI ISDN EUCL (1)	0	0.00000000	0.00000000	0.00000000	0	0	0	N/A
116 Multiline Bus, PRI ISDN, Centrex EUCL (1)	0	0.00000000	0.00000000	0.00000000	0	0	0	N/A
Zone C:								
122 Primary Res, Single Line Bus, Lifeline EUCL (1)	0	0.00000000	0.00000000	0.00000000	0	0	0	N/A
124 NonPrimary Residence & BRI ISDN EUCL (1)	0	0.00000000	0.00000000	0.00000000	0	0	0	N/A
126 Multiline Bus, PRI ISDN, Centrex EUCL (1)	0	0.00000000	0.00000000	0.00000000	0	0	0	N/A
Zone D:								
132 Primary Res, Single Line Bus, Lifeline EUCL (1)	0	0.00000000	0.00000000	0.00000000	0	0	0	N/A
134 NonPrimary Residence & BRI ISDN EUCL (1)	0	0.00000000	0.00000000	0.00000000	0	0	0	N/A
136 Multiline Bus, PRI ISDN, Centrex EUCL (1)	0	0.00000000	0.00000000	0.00000000	0	0	0	N/A
Zone - Other:								
142 Primary Res, Single Line Bus, Lifeline EUCL (1)	0	0.00000000	0.00000000	0.00000000	0	0	0	N/A
144 NonPrimary Residence & BRI ISDN EUCL (1)	0	0.00000000	0.00000000	0.00000000	0	0	0	N/A
146 Multiline Bus, PRI ISDN, Centrex EUCL (1)	0	0.00000000	0.00000000	0.00000000	0	0	0	N/A
Presubscribed Interexchange Carrier Charge (PICC)								
155 Multiline Business & PRI ISDN PICC (1)	333,228	0.00000000	0.00000000	0.00000000	0	0	0	N/A
157 Business Centrex PICC	295,941	N/A	N/A	N/A	0	0	0	N/A
Carrier Common Line								
161 Terminating CCL Prem.	148,041,480	0.00000000	0.00000000	0.00000000	0	0	0	N/A
163 Terminating CCL Non-Prem.	0	0.00000000	0.00000000	0.00000000	0	0	0	N/A
165 Originating CCL Prem.	190,842,108	0.00000000	0.00000000	0.00000000	0	0	0	N/A
167 Originating CCL Non-Prem.	0	0.00000000	0.00000000	0.00000000	0	0	0	N/A
180 Other Common Line	N/A	N/A	N/A	N/A	0	0	0	N/A
185 USAC Receipts	1,410,443	1.62571726	1.62571726	1.62571726	2,292,982	2,292,982	2,292,982	N/A
Per Minute Revenues					0	0	0	N/A
190 Total Basket	N/A	N/A	N/A	N/A	8,914,835	8,914,835	8,970,628	N/A

Jurisdiction Number:

Subtotal - Jurisdictions 27 through 52

	BASE PERIOD DEMAND	RATES AT LAST PCI UPDATE	CURRENT RATES	PROPOSED RATES	BASE PERIOD DEMAND x RATES AT LAST PCI UPDATE	BASE PERIOD DEMAND x CURRENT RATES	BASE PERIOD DEMAND x PROPOSED RATES	INDEX RESULTS
	(A)	(B)	(C)	(D)	(E)	(F)	(G)	(H)
End User Common Line (EUCL)								
No Zone or Zone A:								
102 Primary Res, Single Line Bus, Lifeline EUCL (1)	0	0.00000000	0.00000000	0.00000000	0	0	0	N/A
104 NonPrimary Residence & BRI ISDN EUCL (1)	0	0.00000000	0.00000000	0.00000000	0	0	0	N/A
106 Multiline Bus, PRI ISDN, Centrex EUCL (1)	0	0.00000000	0.00000000	0.00000000	0	0	0	N/A
108 Special Access Surcharge	0	25.00000000	25.00000000	25.00000000	0	0	0	N/A
109 Other EUCL	N/A	N/A	N/A	N/A	0	0	0	N/A
Zone B:								
112 Primary Res, Single Line Bus, Lifeline EUCL (1)	0	0.00000000	0.00000000	0.00000000	0	0	0	N/A
114 NonPrimary Residence & BRI ISDN EUCL (1)	0	0.00000000	0.00000000	0.00000000	0	0	0	N/A
116 Multiline Bus, PRI ISDN, Centrex EUCL (1)	0	0.00000000	0.00000000	0.00000000	0	0	0	N/A
Zone C:								
122 Primary Res, Single Line Bus, Lifeline EUCL (1)	0	0.00000000	0.00000000	0.00000000	0	0	0	N/A
124 NonPrimary Residence & BRI ISDN EUCL (1)	0	0.00000000	0.00000000	0.00000000	0	0	0	N/A
126 Multiline Bus, PRI ISDN, Centrex EUCL (1)	0	0.00000000	0.00000000	0.00000000	0	0	0	N/A
Zone D:								
132 Primary Res, Single Line Bus, Lifeline EUCL (1)	0	0.00000000	0.00000000	0.00000000	0	0	0	N/A
134 NonPrimary Residence & BRI ISDN EUCL (1)	0	0.00000000	0.00000000	0.00000000	0	0	0	N/A
136 Multiline Bus, PRI ISDN, Centrex EUCL (1)	0	0.00000000	0.00000000	0.00000000	0	0	0	N/A
Zone - Other:								
142 Primary Res, Single Line Bus, Lifeline EUCL (1)	0	0.00000000	0.00000000	0.00000000	0	0	0	N/A
144 NonPrimary Residence & BRI ISDN EUCL (1)	0	0.00000000	0.00000000	0.00000000	0	0	0	N/A
146 Multiline Bus, PRI ISDN, Centrex EUCL (1)	0	0.00000000	0.00000000	0.00000000	0	0	0	N/A
Presubscribed Interexchange Carrier Charge (PICC)								
155 Multiline Business & PRI ISDN PICC (1)	0	0.00000000	0.00000000	0.00000000	0	0	0	N/A
157 Business Centrex PICC	0	N/A	N/A	N/A	0	0	0	N/A
Carrier Common Line								
161 Terminating CCL Prem.	0	0.00000000	0.00000000	0.00000000	0	0	0	N/A
163 Terminating CCL Non-Prem.	0	0.00000000	0.00000000	0.00000000	0	0	0	N/A
165 Originating CCL Prem.	0	0.00000000	0.00000000	0.00000000	0	0	0	N/A
167 Originating CCL Non-Prem.	0	0.00000000	0.00000000	0.00000000	0	0	0	N/A
180 Other Common Line	N/A	N/A	N/A	N/A	0	0	0	N/A
185 USAC Receipts	0	0.00000000	0.00000000	0.00000000	0	0	0	N/A
190 Total Basket	N/A	N/A	N/A	N/A	0	0	0	N/A

Jurisdiction Number: Subtotal - Jurisdictions 27 through 52

Subtotal - Jurisdictions 27 through 52

	BASE PERIOD DEMAND	RATES AT LAST PCI UPDATE	CURRENT RATES	PROPOSED RATES	BASE PERIOD DEMAND x RATES AT LAST PCI UPDATE	BASE PERIOD DEMAND x CURRENT RATES	BASE PERIOD DEMAND x PROPOSED RATES	INDEX RESULTS
	(A)	(B)	(C)	(D)	(E)	(F)	(G)	(H)
End User Common Line (EUCL)								
No Zone or Zone A:								
102 Primary Res, Single Line Bus, Lifeline EUCL (1)	0	0.00000000	0.00000000	0.00000000	0	0	0	N/A
104 NonPrimary Residence & BRI ISDN EUCL (1)	0	0.00000000	0.00000000	0.00000000	0	0	0	N/A
106 Multiline Bus, PRI ISDN, Centrex EUCL (1)	0	0.00000000	0.00000000	0.00000000	0	0	0	N/A
108 Special Access Surcharge	0	0.00000000	0.00000000	0.00000000	0	0	0	N/A
109 Other EUCL	N/A	N/A	N/A	N/A	0	0	0	N/A
Zone B:								
112 Primary Res, Single Line Bus, Lifeline EUCL (1)	0	0.00000000	0.00000000	0.00000000	0	0	0	N/A
114 NonPrimary Residence & BRI ISDN EUCL (1)	0	0.00000000	0.00000000	0.00000000	0	0	0	N/A
116 Multiline Bus, PRI ISDN, Centrex EUCL (1)	0	0.00000000	0.00000000	0.00000000	0	0	0	N/A
Zone C:								
122 Primary Res, Single Line Bus, Lifeline EUCL (1)	0	0.00000000	0.00000000	0.00000000	0	0	0	N/A
124 NonPrimary Residence & BRI ISDN EUCL (1)	0	0.00000000	0.00000000	0.00000000	0	0	0	N/A
126 Multiline Bus, PRI ISDN, Centrex EUCL (1)	0	0.00000000	0.00000000	0.00000000	0	0	0	N/A
Zone D:								
132 Primary Res, Single Line Bus, Lifeline EUCL (1)	0	0.00000000	0.00000000	0.00000000	0	0	0	N/A
134 NonPrimary Residence & BRI ISDN EUCL (1)	0	0.00000000	0.00000000	0.00000000	0	0	0	N/A
136 Multiline Bus, PRI ISDN, Centrex EUCL (1)	0	0.00000000	0.00000000	0.00000000	0	0	0	N/A
Zone - Other:								
142 Primary Res, Single Line Bus, Lifeline EUCL (1)	0	0.00000000	0.00000000	0.00000000	0	0	0	N/A
144 NonPrimary Residence & BRI ISDN EUCL (1)	0	0.00000000	0.00000000	0.00000000	0	0	0	N/A
146 Multiline Bus, PRI ISDN, Centrex EUCL (1)	0	0.00000000	0.00000000	0.00000000	0	0	0	N/A
Presubscribed Interexchange Carrier Charge (PICC)								
155 Multiline Business & PRI ISDN PICC (1)	0	0.00000000	0.00000000	0.00000000	0	0	0	N/A
157 Business Centrex PICC	0	N/A	N/A	N/A	0	0	0	N/A
Carrier Common Line								
161 Terminating CCL Prem.	0	0.00000000	0.00000000	0.00000000	0	0	0	N/A
163 Terminating CCL Non-Prem.	0	0.00000000	0.00000000	0.00000000	0	0	0	N/A
165 Originating CCL Prem.	0	0.00000000	0.00000000	0.00000000	0	0	0	N/A
167 Originating CCL Non-Prem.	0	0.00000000	0.00000000	0.00000000	0	0	0	N/A
180 Other Common Line	N/A	N/A	N/A	N/A	0	0	0	N/A
185 USAC Receipts	0	0.00000000	0.00000000	0.00000000	0	0	0	N/A
Per Minute Revenues					0	0	0	N/A
190 Total Basket	N/A	N/A	N/A	N/A	0	0	0	N/A

Note: Enter the Jurisdiction names or abbreviations on sheet B (RTEs), starting in cell D15. These will feed to this CAPs sheet.

COSAs with Jurisdictionally Separate SLCs, PICCs, and/or CCL should be entered in rows 15 through 20. For ILECs with mixed SLC/PICC/CCL pricing methods: COSAs with Aggregated SLCs, PICCs, and/or CCL should be entered in rows 21 through 26.

Jurisdiction Number:

Source

EUCL Demand Inputs

100 Total Primary Res & SLB & LifeLine Lines	RTE1: b:r102a;c:r112a;d:r122a;e:r132a;f:r142a
110 Total NonPrim Res & BRI ISDN Lines	RTE1: b:r104a;c:r114a;d:r124a;e:r134a;f:r144a
120 Total MLB&PRI ISDN (include PRI * 5, & Include C	RTE1: b:r106a;c:r116a;d:r126a;e:r136a;f:r146a
130 Total Local Exchange Lines	r100+r110+r120

PICC Demand Inputs

200 Total MLB&PRI ISDN (include PRI * 5, & exclude C	RTE1r155a
210 Total Business Centrex Lines in groups with 9 or mo	Input
220 Total Business Groups with less than 9 lines in the	Input

MOU Demand Inputs

300 Total Terminating Premium MOU	RTE1r161a
310 Total Terminating Non-Premium MOU	RTE1r163a
320 Total Terminating Chargeable MOU	r300+.45*r310
330 Total Originating Premium MOU	RTE1r165a
340 Total Originating Non-Premium MOU	RTE1r167a
350 Total Originating Chargeable MOU	r330+.45*r340

SLC/PICC Caps

400 PR, Lifeline & SLB EU Cap	Input
410 NonPrimary Res & BRI EU Cap	Input
420 MLB, PRI & Centrex EU Cap	Input
430 MLB PICC Rate as of Dec. 29, 2011	Input

CMT Revenue

440 Current MaxCMT Rev perLine (from previous filing)	Input (r460 from prev filing)
---	-------------------------------

450 Total CMT Exogenous Cost Factor ((R+deltaZ)/R)	((EXG1r160s/r130a)/r440a)+1
--	-----------------------------

460 Proposed Maximum CMT Revenue Per Line	r440*r450
---	-----------

Source

CMT Revenue Vs EU Revenue at Max. Allowable Rates

600 Proposed Maximum CMT Revenue	r460 * r130
610 Maximum Allowable PR, Lifeline & SLB EU Revenue	r400 * r100
620 Maximum Allowable NonPrimary Res & BRI EU Revenue	r410 * r110
630 Maximum Allowable MLB, PRI & Centrex EU Revenue	r420 * r120
640 Total Maximum Allowable EU Revenue	r610 + r620 + r630
650 Remaining CMT Revenue/(CMT Over-recovery)	r600 - r640
652 Maximum Allowable PICC Revenue	r430*(r200+r210/9+r220)
660 Total USAC Receipts (at t)	RTE1r185f

680 Remaining Recoverable Revenue/(Total over-recov r650-r660

Calculation of PICC for MultiLine Business, PRI ISDN, & Centrex Lines

800 MLB, PRI & Centrex PICC Rate (Dec. 29, 2011)	r430
810 MLB, PRI & Centrex PICC Revenue Target	if r680>0 then r680 else 0
820 MLB, PRI & Centrex PICC Target Rate	r810 / (r200 + r210/9 + r220)
830 Maximum Average MLB, PRI & Centrex PICC Rate	Min(r800,r820)
840 Maximum MLB & PRI PICC Revenue	r830 * r200
850 Maximum Centrex PICC Revenue	r830 * (r210/9 + r220)
860 Total Maximum PICC Revenue (Proposed)	r840 + r850

Calculation of CCL Rates and Revenue

940 Prem. Originating MOU Rate as of Dec. 29, 2011	Input
945 Prem. Terminating MOU Rate as of Dec. 29, 2011	Input
950 Maximum CCL Revenue	r810 - r860
960 Maximum CCL Originating Rate	Min(r940, r950/r350)
970 Maximum CCL Terminating Rate	Min(r945,(r950 - (r350*r960))/r320)
980 Maximum Originating CCL Revenue	r960 * r350
990 Maximum Terminating CCL Revenue	r970 * r320
995 Total Maximum CCL Revenue	r980 + r990

EU Pricing Decision

1100 Is Deaveraging of EUCL Rates Possible?	if r680>0,"No","Yes"
1110 Do you have Pooling Revenues?	from A sheet, CAP1r1110
1120 Are you going to deaverage EUCL Rates by zone?	Input (If r1100 = "No" you must input "No")
1130 CAP Form containing final EUCL Rates	if r680>0,CAP1; if r1120=No,CAP2; elseCAP3
1140 Maximum Allowable PR, Lifeline & SLB EU Revenue	if r1130=CAP1,r610;else1130
1150 Maximum Allowable NonPrimary Res & BRI EU Revenue	if r1130=CAP1,r620;else1130
1160 Maximum Allowable MLB, PRI & Centrex EU Revenue	if r1130=CAP1,r630;else1130

Source

Calculation of Maximum Recoverable Revenue For all rows: if CAP1r1130="CAP2", use :

100 Maximum CMT Revenue	CAP1r600
110 Total USAC Receipts (at t)	CAP1r660
130 Maximum Recoverable Revenue	r100 - r110

Maximum Allowable EU Rates

200 Max. Allowable Primary Res, Lifeline, & SLB EU Rate	CAP1r400 if CAP1r1130=CAP2
210 Max. Allowable NonPrimary Res & BRI ISDN EU Rate	CAP1r410 if CAP1r1130=CAP2
220 Max. Allowable MLB, PRI ISDN, & Centrex EU Rate	CAP1r420 if CAP1r1130=CAP2

Final EU Rates (Manually Input)

400 Final Primary Res, Lifeline, & SLB EU Rate	Input
410 Final NonPrim Res & BRI ISDN EU Rate	Input
420 Final MLB, PRI ISDN, & Centrex EU Rate	Input

Final EU Revenue

500 Final Total Primary Res & SLB & LifeLine EU Revenue	r400 * CAP1r100
510 Final Total NonPrim Res & BRI ISDN EU Revenue	r410 * CAP1r110
520 Final Total MLB, PRI ISDN, & Centrex EU Revenue	r420 * CAP1r120
530 Final Total End User Revenue	r500 + r510 + r520
600 Actual vs. Allowable Revenue: Over-recovery or (Under-recovery)	r530 - r130

Source

Calculation of Maximum Recoverable Revenue For all rows: if CAP1r1130="CAP3", use :

100 Maximum CMT Revenue	CAP1r600
110 Total USAC Receipts	CAP1r660
130 Maximum Recoverable Revenue	r100 - r110

Inputs for Calculation of Minimum and Maximum Allowable Deaveraged Rates

200 Total Local Exchange Lines	CAP1r130
210 Unbundled Loop & Line Port Rate (State Approved)	Input if CAP1r1130=CAP3; else, CAP1r1130
220 Interstate UNE Rate	r210*.25 if CAP1r1130=CAP3
230 Interstate UNE Revenues	r200 * r220
240 Maximum CMT Revenue (using Max CMT Rev/Line)	CAP1r600
250 Average Price Cap CMT Rev to be Recovered per Line	CAP1r460 if CAP1r1130=CAP3
260 Price Cap CMT Revenue by Zone	r200 * r250
270 Uniform Rate Adjustment Factor	(r260 - r230) / r 200

Minimum Deaveraged EU Charge Development

300 Zone Average Revenue Per Line	r270a+r220 if CAP1r1130=CAP3
310 Preliminary Minimum Deaveraged EU Charge	Minimum value in r300
320 Explicit Subsidy Support from USAC (at t)	CAP1r660
330 Study Area above CAP Benchmark Revenues	If r300>9.2,(r300-7)*CAP1r(100+110)+(r300-9.2)* CAP1r120; if 9.2>=r300>7,(r300-7)*CAP1r(100+110) else 0
340 Over Cap Revenues	Max(0, (r330 - r320))
350 Interim Calculations only (do not represent Zone revenues)	Interim calcs only (used in r360, r375, r385)
360 Minimum Deavgd PR, Lifeline, SLB EU Rate	Min(r350a,CAP1r400)if CAP1r1130=CAP3
370 Maximum Deavgd PR, Lifeline, SLB EU Rate	CAP1r400 if CAP1r1130=CAP3
375 Minimum Deavgd NPR & BRI ISDN EU Rate	Min(r350a,CAP1r410)if CAP1r1130=CAP3
380 Maximum Deavgd NPR & BRI ISDN EU Rate	CAP1r410 if CAP1r1130=CAP3
385 Minimum Deavgd MLB, PRI, Centrex EU Rate	Min(r350a,CAP1r420)if CAP1r1130=CAP3
390 Maximum Deavgd MLB, PRI, Centrex EU Rate	CAP1r420 if CAP1r1130=CAP3

Final EU Rates (Manually Input)

400 Final Primary Res, Lifeline, & SLB EU Rate	Input; but for col.c thru f: if r100="N/A", 0
410 Final NonPrim Res & BRI ISDN EU Rate	Input; but for col.c thru f: if r100="N/A", 0
420 Final MLB, PRI ISDN, & Centrex EU Rate	Input; but for col.c thru f: if r100="N/A", 0

Final EU Revenue

500 Final Total Primary Res & SLB & LifeLine EU Revenue	r400 * CAP1r100
510 Final Total NonPrim Res & BRI ISDN EU Revenue	r410 * CAP1r110
520 Final Total MLB, PRI ISDN, & Centrex EU Revenue	r420 * CAP1r120
530 Final Total End User Revenue	r500 + r510 + r520

600 Actual vs. Allowable Revenue: Over-recovery or (Under-recovery)	r530 - r130
--	-------------

Source

100 Pooling Amount?	For rows 100&105: If CAP1r1110="Yes", Input
105 CAP Form containing final EUCL Rates?	CAP1r1130
MLB Pooled Rates for CAP1 & CAP2 Forms	For rows 110 to 220: If CAP4r105="CAP"
110 MLB, PRI ISDN & Centrex EUCL Cap	CAP1r420
120 MLB, PRI & Centrex EUCL Rate	if r105="CAP1", CAP1r520; ="CAP2",CAP2r420;
130 MLB, PRI ISDN Revenue below EUCL CAP	(r110-r120)*(CAP1r120)
140 Pooling revenue to be recovered from MLB EUCL F	Min(r130,r100)
150 MLB EUCL rate	r120+(r140/CAP1r120)
155 MLB EUCL Revenue	r150 * (CAP1r120)
160 Remaining Pooling Revenues	r100 - r140
170 MLB PICC Cap	CAP1r430
180 Maximum Average MLB, PRI & Centrex PICC Rate	CAP1r830
190 MLB PICC Revenue below CAP	(r170-r180)*(CAP1(r200+r210/9+r220))
200 Pooling revenue to be recovered from MLB PICC R	Min(r190,r160)
210 MLB PICC rate	r180+(r200/CAP1(r200+r210/9+r220))
220 MLB PICC Revenue	r 210 * (CAP1(r200+r210/9+r220))
MLB Pooled EU Rates for CAP3	For rows 300 to 400: If CAP4r105="CAP"
300 Total MLB&PRI ISDN lines (include both PRI * 5 &	CAP1r120
310 CAP3 Final MLB, PRI ISDN, & Centrex EU Rate	if r105="CAP3",CAP3r420; else r105
320 CAP3 Final Total MLB, PRI ISDN, & Centrex EU R	CAP3r520
330 CAP3 Final MLB Rate adjusted for Pooling amount	a: min(330b.f) b-f:(sum(r310b.f)+r100a)/sum(r300b.f)
340 Final MLB, PRI ISDN & Centrex EU Rate with Pool	max(r310,r330a)
350 MLB EUCL Revenue	r300*r340
400 Un-recovered Pool Revenues	if CAP1r1110="No", then "No Pooling"; else if r105="CAP3", then r100+r320-r350; if r105="Juris", then r100+r320-r350-r140; else r160-r200

Source

100 Maximum CMT Revenue	CAP1r600
110 Total USAC Receipts	CAP1r660
125 Pooling Revenues	if CAP1r1110 = "Yes", CAP4r100
130 Maximum Recoverable Revenue	r100 - r110 + r125
200 Final Total Primary Res & SLB & LifeLine EU Revenue	if CAP1r1130 = "CAP1", CAP1r610 if CAP1r1130 = "CAP2", CAP2r500 if CAP1r1130 = "CAP3", CAP3r500 if CAP1r1130="Juris",CAP1r1140+CAP2r500+CAP3r500
210 Final Total NonPrim Res & BRI ISDN EU Revenue	if CAP1r1130 = "CAP1", CAP1r620 if CAP1r1130 = "CAP2", CAP2r510 if CAP1r1130 = "CAP3", CAP3r510 if CAP1r1130="Juris",CAP1r1150+CAP2r510+CAP3r510
220 Final Total MLB, PRI ISDN, & Centrex EU Revenue	if CAP1r1110="Yes"&: if CAP1r1130="CAP1" or "CAP2", CAP4r155 if CAP1r1130="CAP3", CAP4r350a if CAP1r1130="Juris", CAP4(r155+r350a) if CAP1r1110="No"&: if CAP1r1130="CAP1", CAP1r630 if CAP1r1130="CAP2", CAP2r520 if CAP1r1130="CAP3", CAP3r520 if CAP1r1130="Juris", CAP1r1160+CAP2r520+CAP3r520
300 Final Total EUCL Revenue	r200 + r210 + r220
310 Final Total PICC Revenue	if CAP1r1110="Yes"&CAP1r1130<>"CAP3", CAP4 r220; else CAP1r860
320 Final Total CCL Revenue	CAP1r995
400 Final Total Recovered Revenue	r300 + r310 + r320
500 Allowable Revenue Over-recovery/(Under-recovery)	r400-r130
600 Nonrecoverable from PICC and CCL	CAP1r950-CAP1r995
605 Annual Filing Non Recoverable Dollars	
610	

Source

EUCL Demand Inputs

100 Total Primary Res & SLB & LifeLine Lines	RTE1: b:r102a;c:r112a;d:r122a;e:r132a;f:r142a
110 Total NonPrim Res & BRI ISDN Lines	RTE1: b:r104a;c:r114a;d:r124a;e:r134a;f:r144a
120 Total MLB&PRI ISDN (include PRI * 5, & Include C	RTE1: b:r106a;c:r116a;d:r126a;e:r136a;f:r146a
130 Total Local Exchange Lines	r100+r110+r120

PICC Demand Inputs

200 Total MLB&PRI ISDN (include PRI * 5, & exclude C	RTE1r155a
210 Total Business Centrex Lines in groups with 9 or more	Input
220 Total Business Groups with less than 9 lines in the	Input

MOU Demand Inputs

300 Total Terminating Premium MOU	RTE1r161a
310 Total Terminating Non-Premium MOU	RTE1r163a
320 Total Terminating Chargeable MOU	r300+.45*r310
330 Total Originating Premium MOU	RTE1r165a
340 Total Originating Non-Premium MOU	RTE1r167a
350 Total Originating Chargeable MOU	r330+.45*r340

SLC/PICC Caps

400 PR, Lifeline & SLB EU Cap	Input
410 NonPrimary Res & BRI EU Cap	Input
420 MLB, PRI & Centrex EU Cap	Input
430 MLB PICC Rate as of Dec. 29, 2011	Input

CMT Revenue

440 Current MaxCMT Rev perLine (from previous filing)	Input (r460 from prev filing)
---	-------------------------------

450 Total CMT Exogenous Cost Factor ((R+deltaZ)/R)	((EXG1r160s/r130a)/r440a)+1
--	-----------------------------

460 Proposed Maximum CMT Revenue Per Line	r440*r450
---	-----------

Source

CMT Revenue Vs EU Revenue at Max. Allowable Rates

600 Proposed Maximum CMT Revenue	r460 * r130
610 Maximum Allowable PR, Lifeline & SLB EU Revenue	r400 * r100
620 Maximum Allowable NonPrimary Res & BRI EU Revenue	r410 * r110
630 Maximum Allowable MLB, PRI & Centrex EU Revenue	r420 * r120
640 Total Maximum Allowable EU Revenue	r610 + r620 + r630
650 Remaining CMT Revenue/(CMT Over-recovery)	r600 - r640
652 Maximum Allowable PICC Revenue	r430*(r200+r210/9+r220)
660 Total USAC Receipts (at t)	RTE1r185f

680 Remaining Recoverable Revenue/(Total over-recov r650-r660

Calculation of PICC for MultiLine Business, PRI ISDN, & Centrex Lines

800 MLB, PRI & Centrex PICC Rate (Dec. 29, 2011)	r430
810 MLB, PRI & Centrex PICC Revenue Target	if r680>0 then r680 else 0
820 MLB, PRI & Centrex PICC Target Rate	r810 / (r200 + r210/9 + r220)
830 Maximum Average MLB, PRI & Centrex PICC Rate	Min(r800,r820)
840 Maximum MLB & PRI PICC Revenue	r830 * r200
850 Maximum Centrex PICC Revenue	r830 * (r210/9 + r220)
860 Total Maximum PICC Revenue (Proposed)	r840 + r850

Calculation of CCL Rates and Revenue

940 Prem. Originating MOU Rate as of Dec. 29, 2011	Input
945 Prem. Terminating MOU Rate as of Dec. 29, 2011	Input
950 Maximum CCL Revenue	r810 - r860
960 Maximum CCL Originating Rate	Min(r940, r950/r350)
970 Maximum CCL Terminating Rate	Min(r945,(r950 - (r350*r960))/r320)
980 Maximum Originating CCL Revenue	r960 * r350
990 Maximum Terminating CCL Revenue	r970 * r320
995 Total Maximum CCL Revenue	r980 + r990

EU Pricing Decision

1100 Is Deaveraging of EUCL Rates Possible?	if r680>0,"No","Yes"
1110 Do you have Pooling Revenues?	from A sheet, CAP1r1110
1120 Are you going to deaverage EUCL Rates by zone?	Input (If r1100 = "No" you must input "No")
1130 CAP Form containing final EUCL Rates	if r680>0,CAP1; if r1120=No,CAP2; elseCAP3
1140 Maximum Allowable PR, Lifeline & SLB EU Revenue	if r1130=CAP1,r610;else1130
1150 Maximum Allowable NonPrimary Res & BRI EU Revenue	if r1130=CAP1,r620;else1130
1160 Maximum Allowable MLB, PRI & Centrex EU Revenue	if r1130=CAP1,r630;else1130

Source

Calculation of Maximum Recoverable Revenue For all rows: if CAP1r1130="CAP2", use :

100 Maximum CMT Revenue	CAP1r600
110 Total USAC Receipts (at t)	CAP1r660
130 Maximum Recoverable Revenue	r100 - r110

Maximum Allowable EU Rates

200 Max. Allowable Primary Res, Lifeline, & SLB EU Rate	CAP1r400 if CAP1r1130=CAP2
210 Max. Allowable NonPrimary Res & BRI ISDN EU Rate	CAP1r410 if CAP1r1130=CAP2
220 Max. Allowable MLB, PRI ISDN, & Centrex EU Rate	CAP1r420 if CAP1r1130=CAP2

Final EU Rates (Manually Input)

400 Final Primary Res, Lifeline, & SLB EU Rate	Input
410 Final NonPrim Res & BRI ISDN EU Rate	Input
420 Final MLB, PRI ISDN, & Centrex EU Rate	Input

Final EU Revenue

500 Final Total Primary Res & SLB & LifeLine EU Revenue	r400 * CAP1r100
510 Final Total NonPrim Res & BRI ISDN EU Revenue	r410 * CAP1r110
520 Final Total MLB, PRI ISDN, & Centrex EU Revenue	r420 * CAP1r120
530 Final Total End User Revenue	r500 + r510 + r520
600 Actual vs. Allowable Revenue: Over-recovery or (Under-recovery)	r530 - r130

Source

Calculation of Maximum Recoverable Revenue For all rows: if CAP1r1130="CAP3", use :

100 Maximum CMT Revenue	CAP1r600
110 Total USAC Receipts	CAP1r660
130 Maximum Recoverable Revenue	r100 - r110

Inputs for Calculation of Minimum and Maximum Allowable Deaveraged Rates

200 Total Local Exchange Lines	CAP1r130
210 Unbundled Loop & Line Port Rate (State Approved)	Input if CAP1r1130=CAP3; else, CAP1r1130
220 Interstate UNE Rate	r210*.25 if CAP1r1130=CAP3
230 Interstate UNE Revenues	r200 * r220
240 Maximum CMT Revenue (using Max CMT Rev/Line)	CAP1r600
250 Average Price Cap CMT Rev to be Recovered per Line	CAP1r460 if CAP1r1130=CAP3
260 Price Cap CMT Revenue by Zone	r200 * r250
270 Uniform Rate Adjustment Factor	(r260 - r230) / r 200

Minimum Deaveraged EU Charge Development

300 Zone Average Revenue Per Line	r270a+r220 if CAP1r1130=CAP3
310 Preliminary Minimum Deaveraged EU Charge	Minimum value in r300
320 Explicit Subsidy Support from USAC (at t)	CAP1r660
330 Study Area above CAP Benchmark Revenues	If r300>9.2,(r300-7)*CAP1r(100+110)+(r300-9.2)* CAP1r120; if 9.2>=r300>7,(r300-7)*CAP1r(100+110) else 0
340 Over Cap Revenues	Max(0, (r330 - r320))
350 Interim Calculations only (do not represent Zone revenues)	Interim calcs only (used in r360, r375, r385)
360 Minimum Deavgd PR, Lifeline, SLB EU Rate	Min(r350a,CAP1r400)if CAP1r1130=CAP3
370 Maximum Deavgd PR, Lifeline, SLB EU Rate	CAP1r400 if CAP1r1130=CAP3
375 Minimum Deavgd NPR & BRI ISDN EU Rate	Min(r350a,CAP1r410)if CAP1r1130=CAP3
380 Maximum Deavgd NPR & BRI ISDN EU Rate	CAP1r410 if CAP1r1130=CAP3
385 Minimum Deavgd MLB, PRI, Centrex EU Rate	Min(r350a,CAP1r420)if CAP1r1130=CAP3
390 Maximum Deavgd MLB, PRI, Centrex EU Rate	CAP1r420 if CAP1r1130=CAP3

Final EU Rates (Manually Input)

400 Final Primary Res, Lifeline, & SLB EU Rate	Input; but for col.c thru f: if r100="N/A", 0
410 Final NonPrim Res & BRI ISDN EU Rate	Input; but for col.c thru f: if r100="N/A", 0
420 Final MLB, PRI ISDN, & Centrex EU Rate	Input; but for col.c thru f: if r100="N/A", 0

Final EU Revenue

500 Final Total Primary Res & SLB & LifeLine EU Revenue	r400 * CAP1r100
510 Final Total NonPrim Res & BRI ISDN EU Revenue	r410 * CAP1r110
520 Final Total MLB, PRI ISDN, & Centrex EU Revenue	r420 * CAP1r120
530 Final Total End User Revenue	r500 + r510 + r520
600 Actual vs. Allowable Revenue: Over-recovery or (Under-recovery)	r530 - r130

Source

100 Pooling Amount? For rows 100&105: If CAP1r1110="Yes",
 Input
 105 CAP Form containing final EUCL Rates? CAP1r1130

MLB Pooled Rates for CAP1 & CAP2 Forms For rows 110 to 220: If CAP4r105="CAP"
 110 MLB, PRI ISDN & Centrex EUCL Cap CAP1r420
 120 MLB, PRI & Centrex EUCL Rate if r105="CAP1", CAP1r520; ="CAP2",CAP2r420;

130 MLB, PRI ISDN Revenue below EUCL CAP (r110-r120)*(CAP1r120)
 140 Pooling revenue to be recovered from MLB EUCL F Min(r130,r100)
 150 MLB EUCL rate r120+(r140/CAP1r120)
 155 MLB EUCL Revenue r150 * (CAP1r120)

160 Remaining Pooling Revenues r100 - r140

170 MLB PICC Cap CAP1r430
 180 Maximum Average MLB, PRI & Centrex PICC Rate CAP1r830
 190 MLB PICC Revenue below CAP (r170-r180)*(CAP1(r200+r210/9+r220))
 200 Pooling revenue to be recovered from MLB PICC R Min(r190,r160)
 210 MLB PICC rate r180+(r200/CAP1(r200+r210/9+r220))
 220 MLB PICC Revenue r 210 * (CAP1(r200+r210/9+r220))

MLB Pooled EU Rates for CAP3 For rows 300 to 400: If CAP4r105="CAP"
 300 Total MLB&PRI ISDN lines (include both PRI * 5 & CAP1r120
 310 CAP3 Final MLB, PRI ISDN, & Centrex EU Rate if r105="CAP3",CAP3r420; else r105
 320 CAP3 Final Total MLB, PRI ISDN, & Centrex EU R CAP3r520
 330 CAP3 Final MLB Rate adjusted for Pooling amount a: min(330b.f) b-f:(sum(r310b.f)+r100a)/sum(r300b.f)
 340 Final MLB, PRI ISDN & Centrex EU Rate with Pool max(r310,r330a)
 350 MLB EUCL Revenue r300*r340

400 Un-recovered Pool Revenues if CAP1r1110="No", then "No Pooling"; else
 if r105="CAP3", then r100+r320-r350;
 if r105="Juris", then r100+r320-r350-r140;
 else r160-r200

Source

100 Maximum CMT Revenue	CAP1r600
110 Total USAC Receipts	CAP1r660
125 Pooling Revenues	if CAP1r1110 = "Yes", CAP4r100
130 Maximum Recoverable Revenue	r100 - r110 + r125
200 Final Total Primary Res & SLB & LifeLine EU Revenue	if CAP1r1130 = "CAP1", CAP1r610 if CAP1r1130 = "CAP2", CAP2r500 if CAP1r1130 = "CAP3", CAP3r500 if CAP1r1130="Juris",CAP1r1140+CAP2r500+CAP3r500
210 Final Total NonPrim Res & BRI ISDN EU Revenue	if CAP1r1130 = "CAP1", CAP1r620 if CAP1r1130 = "CAP2", CAP2r510 if CAP1r1130 = "CAP3", CAP3r510 if CAP1r1130="Juris",CAP1r1150+CAP2r510+CAP3r510
220 Final Total MLB, PRI ISDN, & Centrex EU Revenue	if CAP1r1110="Yes"&: if CAP1r1130="CAP1" or "CAP2", CAP4r155 if CAP1r1130="CAP3", CAP4r350a if CAP1r1130="Juris", CAP4(r155+r350a) if CAP1r1110="No"&: if CAP1r1130="CAP1", CAP1r630 if CAP1r1130="CAP2", CAP2r520 if CAP1r1130="CAP3", CAP3r520 if CAP1r1130="Juris", CAP1r1160+CAP2r520+CAP3r520
300 Final Total EUCL Revenue	r200 + r210 + r220
310 Final Total PICC Revenue	if CAP1r1110="Yes"&CAP1r1130<>"CAP3", CAP4 r220; else CAP1r860
320 Final Total CCL Revenue	CAP1r995
400 Final Total Recovered Revenue	r300 + r310 + r320
500 Allowable Revenue Over-recovery/(Under-recovery)	r400-r130
600 Nonrecoverable from PICC and CCL	CAP1r950-CAP1r995
605 Annual Filing Non Recoverable Dollars	
610	

CAP-1 ANALYZE

Filing Date: 06/16/2015
Filing Entity: PTNV
Transmittal Number: 280
PTNV 2015 LFAF - (PTNVAN15.xls)
Page 1 of 2

Source

EUCL Demand Inputs

100 Total Primary Res & SLB & LifeLine Lines RTE1: b:r102a;c:r112a;d:r122a;e:r132a;f:r142a
110 Total NonPrim Res & BRI ISDN Lines RTE1: b:r104a;c:r114a;d:r124a;e:r134a;f:r144a
120 Total MLB&PRI ISDN (include PRI * 5, & Include C RTE1: b:r106a;c:r116a;d:r126a;e:r136a;f:r146a
130 Total Local Exchange Lines r100+r110+r120

PICC Demand Inputs

200 Total MLB&PRI ISDN (include PRI * 5, & exclude C RTE1r155a
210 Total Business Centrex Lines in groups with 9 or more Input
220 Total Business Groups with less than 9 lines in the Input

MOU Demand Inputs

300 Total Terminating Premium MOU RTE1r161a
310 Total Terminating Non-Premium MOU RTE1r163a
320 Total Terminating Chargeable MOU r300+.45*r310
330 Total Originating Premium MOU RTE1r165a
340 Total Originating Non-Premium MOU RTE1r167a
350 Total Originating Chargeable MOU r330+.45*r340

SLC/PICC Caps

400 PR, Lifeline & SLB EU Cap Input
410 NonPrimary Res & BRI EU Cap Input
420 MLB, PRI & Centrex EU Cap Input
430 MLB PICC Rate as of Dec. 29, 2011 Input

CMT Revenue

440 Current MaxCMT Rev perLine (from previous filing) Input (r460 from prev filing)

450 Total CMT Exogenous Cost Factor $((R+\delta Z)/R)$ $((EXG1r160s/r130a)/r440a)+1$

460 Proposed Maximum CMT Revenue Per Line r440*r450

CAP-1 ANALYZE

Filing Date: 06/16/2015
 Filing Entity: PTNV
 Transmittal Number: 280
 PTNV 2015 LFAF - (PTNVAN15.xls)
 Page 2 of 2

Source

CMT Revenue Vs EU Revenue at Max. Allowable Rates

600 Proposed Maximum CMT Revenue	r460 * r130
610 Maximum Allowable PR, Lifeline & SLB EU Revenue	r400 * r100
620 Maximum Allowable NonPrimary Res & BRI EU Revenue	r410 * r110
630 Maximum Allowable MLB, PRI & Centrex EU Revenue	r420 * r120
640 Total Maximum Allowable EU Revenue	r610 + r620 + r630
650 Remaining CMT Revenue/(CMT Over-recovery)	r600 - r640
652 Maximum Allowable PICC Revenue	r430*(r200+r210/9+r220)
660 Total USAC Receipts (at t)	RTE1r185f

680 Remaining Recoverable Revenue/(Total over-recov r650-r660

Calculation of PICC for MultiLine Business, PRI ISDN, & Centrex Lines

800 MLB, PRI & Centrex PICC Rate (Dec. 29, 2011)	r430
810 MLB, PRI & Centrex PICC Revenue Target	if r680>0 then r680 else 0
820 MLB, PRI & Centrex PICC Target Rate	r810 / (r200 + r210/9 + r220)
830 Maximum Average MLB, PRI & Centrex PICC Rate	Min(r800,r820)
840 Maximum MLB & PRI PICC Revenue	r830 * r200
850 Maximum Centrex PICC Revenue	r830 * (r210/9 + r220)
860 Total Maximum PICC Revenue (Proposed)	r840 + r850

Calculation of CCL Rates and Revenue

940 Prem. Originating MOU Rate as of Dec. 29, 2011	Input
945 Prem. Terminating MOU Rate as of Dec. 29, 2011	Input
950 Maximum CCL Revenue	r810 - r860
960 Maximum CCL Originating Rate	Min(r940, r950/r350)
970 Maximum CCL Terminating Rate	Min(r945,(r950 - (r350*r960))/r320)
980 Maximum Originating CCL Revenue	r960 * r350
990 Maximum Terminating CCL Revenue	r970 * r320
995 Total Maximum CCL Revenue	r980 + r990

EU Pricing Decision

1100 Is Deaveraging of EUCL Rates Possible?	if r680>0,"No","Yes"
1110 Do you have Pooling Revenues?	from A sheet, CAP1r1110
1120 Are you going to deaverage EUCL Rates by zone?	Input (If r1100 = "No" you must input "No")
1130 CAP Form containing final EUCL Rates	if r680>0,CAP1; if r1120=No,CAP2; elseCAP3
1140 Maximum Allowable PR, Lifeline & SLB EU Revenue	if r1130=CAP1,r610;else1130
1150 Maximum Allowable NonPrimary Res & BRI EU Revenue	if r1130=CAP1,r620;else1130
1160 Maximum Allowable MLB, PRI & Centrex EU Revenue	if r1130=CAP1,r630;else1130

CAP-2 ANALYZE

Filing Date: 06/16/2015
 Filing Entity: PTNV
 Transmittal Number: 280
 PTNV 2015 LFAF - (PTNVAN15.xls)
 Page 1 of 1

Source

Calculation of Maximum Recoverable Revenue For all rows: if CAP1r1130="CAP2", use :

100 Maximum CMT Revenue	CAP1r600
110 Total USAC Receipts (at t)	CAP1r660
130 Maximum Recoverable Revenue	r100 - r110

Maximum Allowable EU Rates

200 Max. Allowable Primary Res, Lifeline, & SLB EU Rate	CAP1r400 if CAP1r1130=CAP2
210 Max. Allowable NonPrimary Res & BRI ISDN EU Rate	CAP1r410 if CAP1r1130=CAP2
220 Max. Allowable MLB, PRI ISDN, & Centrex EU Rate	CAP1r420 if CAP1r1130=CAP2

Final EU Rates (Manually Input)

400 Final Primary Res, Lifeline, & SLB EU Rate	Input
410 Final NonPrim Res & BRI ISDN EU Rate	Input
420 Final MLB, PRI ISDN, & Centrex EU Rate	Input

Final EU Revenue

500 Final Total Primary Res & SLB & LifeLine EU Revenue	r400 * CAP1r100
510 Final Total NonPrim Res & BRI ISDN EU Revenue	r410 * CAP1r110
520 Final Total MLB, PRI ISDN, & Centrex EU Revenue	r420 * CAP1r120
530 Final Total End User Revenue	r500 + r510 + r520
600 Actual vs. Allowable Revenue: Over-recovery or (Under-recovery)	r530 - r130

CAP-3 ANALYZE

Filing Date: 06/16/2015
 Filing Entity: PTNV
 Transmittal Number: 280
 PTNV 2015 LFAF - (PTNVAN15.xls)
 Page 1 of 1

Source

Calculation of Maximum Recoverable Revenue For all rows: if CAP1r1130="CAP3", use :

100 Maximum CMT Revenue CAP1r600
 110 Total USAC Receipts CAP1r660
 130 Maximum Recoverable Revenue r100 - r110

Inputs for Calculation of Minimum and Maximum Allowable Deaveraged Rates

200 Total Local Exchange Lines CAP1r130
 210 Unbundled Loop & Line Port Rate (State Approved) Input if CAP1r1130=CAP3; else, CAP1r1130
 220 Interstate UNE Rate r210*.25 if CAP1r1130=CAP3
 230 Interstate UNE Revenues r200 * r220
 240 Maximum CMT Revenue (using Max CMT Rev/Line) CAP1r600
 250 Average Price Cap CMT Rev to be Recovered per Line CAP1r460 if CAP1r1130=CAP3
 260 Price Cap CMT Revenue by Zone r200 * r250
 270 Uniform Rate Adjustment Factor (r260 - r230) / r 200

Minimum Deaveraged EU Charge Development

300 Zone Average Revenue Per Line r270a+r220 if CAP1r1130=CAP3
 310 Preliminary Minimum Deaveraged EU Charge Minimum value in r300
 320 Explicit Subsidy Support from USAC (at t) CAP1r660
 330 Study Area above CAP Benchmark Revenues If r300>9.2,(r300-7)*CAP1r(100+110)+(r300-9.2)*
 CAP1r120; if 9.2>=r300>7,(r300-7)*CAP1r(100+110)
 else 0
 340 Over Cap Revenues Max(0, (r330 - r320))
 350 Interim Calculations only (do not represent Zone revenues) Interim calcs only (used in r360, r375, r385)
 360 Minimum Deavgd PR, Lifeline, SLB EU Rate Min(r350a,CAP1r400)if CAP1r1130=CAP3
 370 Maximum Deavgd PR, Lifeline, SLB EU Rate CAP1r400 if CAP1r1130=CAP3
 375 Minimum Deavgd NPR & BRI ISDN EU Rate Min(r350a,CAP1r410)if CAP1r1130=CAP3
 380 Maximum Deavgd NPR & BRI ISDN EU Rate CAP1r410 if CAP1r1130=CAP3
 385 Minimum Deavgd MLB, PRI, Centrex EU Rate Min(r350a,CAP1r420)if CAP1r1130=CAP3
 390 Maximum Deavgd MLB, PRI, Centrex EU Rate CAP1r420 if CAP1r1130=CAP3

Final EU Rates (Manually Input)

400 Final Primary Res, Lifeline, & SLB EU Rate Input; but for col.c thru f: if r100="N/A", 0
 410 Final NonPrim Res & BRI ISDN EU Rate Input; but for col.c thru f: if r100="N/A", 0
 420 Final MLB, PRI ISDN, & Centrex EU Rate Input; but for col.c thru f: if r100="N/A", 0

Final EU Revenue

500 Final Total Primary Res & SLB & LifeLine EU Revenue r400 * CAP1r100
 510 Final Total NonPrim Res & BRI ISDN EU Revenue r410 * CAP1r110
 520 Final Total MLB, PRI ISDN, & Centrex EU Revenue r420 * CAP1r120
 530 Final Total End User Revenue r500 + r510 + r520
 600 Actual vs. Allowable Revenue: Over-recovery or (Under-recovery) r530 - r130

CAP-4 ANALYZE

Filing Date: 06/16/2015
 Filing Entity: PTNV
 Transmittal Number: 280
 PTNV 2015 LFAF - (PTNVAN15.xls)
 Page 1 of 1

Source

100 Pooling Amount?	For rows 100&105: If CAP1r1110="Yes", Input
105 CAP Form containing final EUCL Rates?	CAP1r1130
MLB Pooled Rates for CAP1 & CAP2 Forms	For rows 110 to 220: If CAP4r105="CAP"
110 MLB, PRI ISDN & Centrex EUCL Cap	CAP1r420
120 MLB, PRI & Centrex EUCL Rate	if r105="CAP1", CAP1r520; ="CAP2",CAP2r420;
130 MLB, PRI ISDN Revenue below EUCL CAP	(r110-r120)*(CAP1r120)
140 Pooling revenue to be recovered from MLB EUCL F	Min(r130,r100)
150 MLB EUCL rate	r120+(r140/CAP1r120)
155 MLB EUCL Revenue	r150 * (CAP1r120)
160 Remaining Pooling Revenues	r100 - r140
170 MLB PICC Cap	CAP1r430
180 Maximum Average MLB, PRI & Centrex PICC Rate	CAP1r830
190 MLB PICC Revenue below CAP	(r170-r180)*(CAP1(r200+r210/9+r220))
200 Pooling revenue to be recovered from MLB PICC R	Min(r190,r160)
210 MLB PICC rate	r180+(r200/CAP1(r200+r210/9+r220))
220 MLB PICC Revenue	r 210 * (CAP1(r200+r210/9+r220))
MLB Pooled EU Rates for CAP3	For rows 300 to 400: If CAP4r105="CAP"
300 Total MLB&PRI ISDN lines (include both PRI * 5 &	CAP1r120
310 CAP3 Final MLB, PRI ISDN, & Centrex EU Rate	if r105="CAP3",CAP3r420; else r105
320 CAP3 Final Total MLB, PRI ISDN, & Centrex EU R	CAP3r520
330 CAP3 Final MLB Rate adjusted for Pooling amount	a: min(330b.f) b-f:(sum(r310b.f)+r100a)/sum(r300b.f)
340 Final MLB, PRI ISDN & Centrex EU Rate with Pool	max(r310,r330a)
350 MLB EUCL Revenue	r300*r340
400 Un-recovered Pool Revenues	if CAP1r1110="No", then "No Pooling"; else if r105="CAP3", then r100+r320-r350; if r105="Juris", then r100+r320-r350-r140; else r160-r200

CAP-5 ANALYZE

Filing Date: 06/16/2015
 Filing Entity: PTNV
 Transmittal Number: 280
 PTNV 2015 LFAF - (PTNVAN15.xls)
 Page 1 of 1

Source

100 Maximum CMT Revenue	CAP1r600
110 Total USAC Receipts	CAP1r660
125 Pooling Revenues	if CAP1r1110 = "Yes", CAP4r100
130 Maximum Recoverable Revenue	r100 - r110 + r125
200 Final Total Primary Res & SLB & LifeLine EU Revenue	if CAP1r1130 = "CAP1", CAP1r610 if CAP1r1130 = "CAP2", CAP2r500 if CAP1r1130 = "CAP3", CAP3r500 if CAP1r1130="Juris",CAP1r1140+CAP2r500+CAP3r500
210 Final Total NonPrim Res & BRI ISDN EU Revenue	if CAP1r1130 = "CAP1", CAP1r620 if CAP1r1130 = "CAP2", CAP2r510 if CAP1r1130 = "CAP3", CAP3r510 if CAP1r1130="Juris",CAP1r1150+CAP2r510+CAP3r510
220 Final Total MLB, PRI ISDN, & Centrex EU Revenue	if CAP1r1110="Yes"&: if CAP1r1130="CAP1" or "CAP2", CAP4r155 if CAP1r1130="CAP3", CAP4r350a if CAP1r1130="Juris", CAP4(r155+r350a) if CAP1r1110="No"&: if CAP1r1130="CAP1", CAP1r630 if CAP1r1130="CAP2", CAP2r520 if CAP1r1130="CAP3", CAP3r520 if CAP1r1130="Juris", CAP1r1160+CAP2r520+CAP3r520
300 Final Total EUCL Revenue	r200 + r210 + r220
310 Final Total PICC Revenue	if CAP1r1110="Yes"&CAP1r1130<>"CAP3", CAP4 r220; else CAP1r860
320 Final Total CCL Revenue	CAP1r995
400 Final Total Recovered Revenue	r300 + r310 + r320
500 Allowable Revenue Over-recovery/(Under-recovery)	r400-r130
600 Nonrecoverable from PICC and CCL	CAP1r950-CAP1r995
605 Annual Filing Non Recoverable Dollars	
610	

COMMON LINE-----

Maximum Premium Rates (from CAP1)

Prim Res, Lifeline, & SLB EUCL
NonPrim Res & BRI ISDN EUCL
MLB & PRI ISDN EUCL
MLB & PRI ISDN PICC
Prem Orig per MOU: Common Line
Prem Term per MOU: Common Line

Deaveraging Checks (from CAP3):

Zone Progression Checks:

Primary Res, SLB, & LifeLine
NonPrimary Res & BRI ISDN
MLB, PRI ISDN, & Centrex

Zone Minimum Pricing Checks:

Primary Res, SLB, & LifeLine
NonPrimary Res & BRI ISDN
MLB, PRI ISDN, & Centrex

Zone Maximum Pricing Checks:

Primary Res, SLB, & LifeLine
NonPrimary Res & BRI ISDN
MLB, PRI ISDN, & Centrex

Class of Service Checks:

Zone A
Zone B
Zone C
Zone D
Other Zone

Proposed Revenues (from CAP5)

Prim Res, Lifeline, & SLB EUCL (Sum)
NonPrim Res & BRI ISDN EUCL (Sum)
MLB & PRI ISDN EUCL (Sum)
PICC Revenue
CCL Revenue
Total CMT Revenue
Allowable CMT Revenue
Diff. between Allowable & Calc'd Revenues
LEC CMT Revenue Too High?
FCC CMT Revenue Too High?

CAP-1 ANALYZE

Filing Date: 06/16/2015
Filing Entity: PTNV
Transmittal Number: 280
PTNV 2015 LFAF - (PTNVAN15.xls)
Page 1 of 2

Source

EUCL Demand Inputs

100 Total Primary Res & SLB & LifeLine Lines RTE1: b:r102a;c:r112a;d:r122a;e:r132a;f:r142a
110 Total NonPrim Res & BRI ISDN Lines RTE1: b:r104a;c:r114a;d:r124a;e:r134a;f:r144a
120 Total MLB&PRI ISDN (include PRI * 5, & Include C RTE1: b:r106a;c:r116a;d:r126a;e:r136a;f:r146a
130 Total Local Exchange Lines r100+r110+r120

PICC Demand Inputs

200 Total MLB&PRI ISDN (include PRI * 5, & exclude C RTE1r155a
210 Total Business Centrex Lines in groups with 9 or more Input
220 Total Business Groups with less than 9 lines in the Input

MOU Demand Inputs

300 Total Terminating Premium MOU RTE1r161a
310 Total Terminating Non-Premium MOU RTE1r163a
320 Total Terminating Chargeable MOU r300+.45*r310
330 Total Originating Premium MOU RTE1r165a
340 Total Originating Non-Premium MOU RTE1r167a
350 Total Originating Chargeable MOU r330+.45*r340

SLC/PICC Caps

400 PR, Lifeline & SLB EU Cap Input
410 NonPrimary Res & BRI EU Cap Input
420 MLB, PRI & Centrex EU Cap Input
430 MLB PICC Rate as of Dec. 29, 2011 Input

CMT Revenue

440 Current MaxCMT Rev perLine (from previous filing) Input (r460 from prev filing)

450 Total CMT Exogenous Cost Factor $((R+\delta Z)/R)$ $((EXG1r160s/r130a)/r440a)+1$

460 Proposed Maximum CMT Revenue Per Line r440*r450

CAP-1 ANALYZE

Filing Date: 06/16/2015
 Filing Entity: PTNV
 Transmittal Number: 280
 PTNV 2015 LFAF - (PTNVAN15.xls)
 Page 2 of 2

Source

CMT Revenue Vs EU Revenue at Max. Allowable Rates

600 Proposed Maximum CMT Revenue	r460 * r130
610 Maximum Allowable PR, Lifeline & SLB EU Revenue	r400 * r100
620 Maximum Allowable NonPrimary Res & BRI EU Revenue	r410 * r110
630 Maximum Allowable MLB, PRI & Centrex EU Revenue	r420 * r120
640 Total Maximum Allowable EU Revenue	r610 + r620 + r630
650 Remaining CMT Revenue/(CMT Over-recovery)	r600 - r640
652 Maximum Allowable PICC Revenue	r430*(r200+r210/9+r220)
660 Total USAC Receipts (at t)	RTE1r185f

680 Remaining Recoverable Revenue/(Total over-recov r650-r660

Calculation of PICC for MultiLine Business, PRI ISDN, & Centrex Lines

800 MLB, PRI & Centrex PICC Rate (Dec. 29, 2011)	r430
810 MLB, PRI & Centrex PICC Revenue Target	if r680>0 then r680 else 0
820 MLB, PRI & Centrex PICC Target Rate	r810 / (r200 + r210/9 + r220)
830 Maximum Average MLB, PRI & Centrex PICC Rate	Min(r800,r820)
840 Maximum MLB & PRI PICC Revenue	r830 * r200
850 Maximum Centrex PICC Revenue	r830 * (r210/9 + r220)
860 Total Maximum PICC Revenue (Proposed)	r840 + r850

Calculation of CCL Rates and Revenue

940 Prem. Originating MOU Rate as of Dec. 29, 2011	Input
945 Prem. Terminating MOU Rate as of Dec. 29, 2011	Input
950 Maximum CCL Revenue	r810 - r860
960 Maximum CCL Originating Rate	Min(r940, r950/r350)
970 Maximum CCL Terminating Rate	Min(r945,(r950 - (r350*r960))/r320)
980 Maximum Originating CCL Revenue	r960 * r350
990 Maximum Terminating CCL Revenue	r970 * r320
995 Total Maximum CCL Revenue	r980 + r990

EU Pricing Decision

1100 Is Deaveraging of EUCL Rates Possible?	if r680>0,"No","Yes"
1110 Do you have Pooling Revenues?	from A sheet, CAP1r1110
1120 Are you going to deaverage EUCL Rates by zone?	Input (If r1100 = "No" you must input "No")
1130 CAP Form containing final EUCL Rates	if r680>0,CAP1; if r1120=No,CAP2; elseCAP3
1140 Maximum Allowable PR, Lifeline & SLB EU Revenue	if r1130=CAP1,r610;else1130
1150 Maximum Allowable NonPrimary Res & BRI EU Revenue	if r1130=CAP1,r620;else1130
1160 Maximum Allowable MLB, PRI & Centrex EU Revenue	if r1130=CAP1,r630;else1130

CAP-2 ANALYZE

Filing Date: 06/16/2015
 Filing Entity: PTNV
 Transmittal Number: 280
 PTNV 2015 LFAF - (PTNVAN15.xls)
 Page 1 of 1

Source

Calculation of Maximum Recoverable Revenue For all rows: if CAP1r1130="CAP2", use :

100 Maximum CMT Revenue	CAP1r600
110 Total USAC Receipts (at t)	CAP1r660
130 Maximum Recoverable Revenue	r100 - r110

Maximum Allowable EU Rates

200 Max. Allowable Primary Res, Lifeline, & SLB EU Rate	CAP1r400 if CAP1r1130=CAP2
210 Max. Allowable NonPrimary Res & BRI ISDN EU Rate	CAP1r410 if CAP1r1130=CAP2
220 Max. Allowable MLB, PRI ISDN, & Centrex EU Rate	CAP1r420 if CAP1r1130=CAP2

Final EU Rates (Manually Input)

400 Final Primary Res, Lifeline, & SLB EU Rate	Input
410 Final NonPrim Res & BRI ISDN EU Rate	Input
420 Final MLB, PRI ISDN, & Centrex EU Rate	Input

Final EU Revenue

500 Final Total Primary Res & SLB & LifeLine EU Revenue	r400 * CAP1r100
510 Final Total NonPrim Res & BRI ISDN EU Revenue	r410 * CAP1r110
520 Final Total MLB, PRI ISDN, & Centrex EU Revenue	r420 * CAP1r120
530 Final Total End User Revenue	r500 + r510 + r520
600 Actual vs. Allowable Revenue: Over-recovery or (Under-recovery)	r530 - r130

CAP-3 ANALYZE

Filing Date: 06/16/2015
 Filing Entity: PTNV
 Transmittal Number: 280
 PTNV 2015 LFAF - (PTNVAN15.xls)
 Page 1 of 1

Source

Calculation of Maximum Recoverable Revenue For all rows: if CAP1r1130="CAP3", use :

100 Maximum CMT Revenue	CAP1r600
110 Total USAC Receipts	CAP1r660
130 Maximum Recoverable Revenue	r100 - r110

Inputs for Calculation of Minimum and Maximum Allowable Deaveraged Rates

200 Total Local Exchange Lines	CAP1r130
210 Unbundled Loop & Line Port Rate (State Approved)	Input if CAP1r1130=CAP3; else, CAP1r1130
220 Interstate UNE Rate	r210*.25 if CAP1r1130=CAP3
230 Interstate UNE Revenues	r200 * r220
240 Maximum CMT Revenue (using Max CMT Rev/Line)	CAP1r600
250 Average Price Cap CMT Rev to be Recovered per Line	CAP1r460 if CAP1r1130=CAP3
260 Price Cap CMT Revenue by Zone	r200 * r250
270 Uniform Rate Adjustment Factor	(r260 - r230) / r 200

Minimum Deaveraged EU Charge Development

300 Zone Average Revenue Per Line	r270a+r220 if CAP1r1130=CAP3
310 Preliminary Minimum Deaveraged EU Charge	Minimum value in r300
320 Explicit Subsidy Support from USAC (at t)	CAP1r660
330 Study Area above CAP Benchmark Revenues	If r300>9.2,(r300-7)*CAP1r(100+110)+(r300-9.2)* CAP1r120; if 9.2>=r300>7,(r300-7)*CAP1r(100+110) else 0
340 Over Cap Revenues	Max(0, (r330 - r320))
350 Interim Calculations only (do not represent Zone revenues)	Interim calcs only (used in r360, r375, r385)
360 Minimum Deavgd PR, Lifeline, SLB EU Rate	Min(r350a,CAP1r400)if CAP1r1130=CAP3
370 Maximum Deavgd PR, Lifeline, SLB EU Rate	CAP1r400 if CAP1r1130=CAP3
375 Minimum Deavgd NPR & BRI ISDN EU Rate	Min(r350a,CAP1r410)if CAP1r1130=CAP3
380 Maximum Deavgd NPR & BRI ISDN EU Rate	CAP1r410 if CAP1r1130=CAP3
385 Minimum Deavgd MLB, PRI, Centrex EU Rate	Min(r350a,CAP1r420)if CAP1r1130=CAP3
390 Maximum Deavgd MLB, PRI, Centrex EU Rate	CAP1r420 if CAP1r1130=CAP3

Final EU Rates (Manually Input)

400 Final Primary Res, Lifeline, & SLB EU Rate	Input; but for col.c thru f: if r100="N/A", 0
410 Final NonPrim Res & BRI ISDN EU Rate	Input; but for col.c thru f: if r100="N/A", 0
420 Final MLB, PRI ISDN, & Centrex EU Rate	Input; but for col.c thru f: if r100="N/A", 0

Final EU Revenue

500 Final Total Primary Res & SLB & LifeLine EU Revenue	r400 * CAP1r100
510 Final Total NonPrim Res & BRI ISDN EU Revenue	r410 * CAP1r110
520 Final Total MLB, PRI ISDN, & Centrex EU Revenue	r420 * CAP1r120
530 Final Total End User Revenue	r500 + r510 + r520
600 Actual vs. Allowable Revenue: Over-recovery or (Under-recovery)	r530 - r130

CAP-4 ANALYZE

Filing Date: 06/16/2015
 Filing Entity: PTNV
 Transmittal Number: 280
 PTNV 2015 LFAF - (PTNVAN15.xls)
 Page 1 of 1

Source

100 Pooling Amount?	For rows 100&105: If CAP1r1110="Yes", Input
105 CAP Form containing final EUCL Rates?	CAP1r1130
MLB Pooled Rates for CAP1 & CAP2 Forms	For rows 110 to 220: If CAP4r105="CAP"
110 MLB, PRI ISDN & Centrex EUCL Cap	CAP1r420
120 MLB, PRI & Centrex EUCL Rate	if r105="CAP1", CAP1r520; ="CAP2",CAP2r420;
130 MLB, PRI ISDN Revenue below EUCL CAP	(r110-r120)*(CAP1r120)
140 Pooling revenue to be recovered from MLB EUCL F	Min(r130,r100)
150 MLB EUCL rate	r120+(r140/CAP1r120)
155 MLB EUCL Revenue	r150 * (CAP1r120)
160 Remaining Pooling Revenues	r100 - r140
170 MLB PICC Cap	CAP1r430
180 Maximum Average MLB, PRI & Centrex PICC Rate	CAP1r830
190 MLB PICC Revenue below CAP	(r170-r180)*(CAP1(r200+r210/9+r220))
200 Pooling revenue to be recovered from MLB PICC R	Min(r190,r160)
210 MLB PICC rate	r180+(r200/CAP1(r200+r210/9+r220))
220 MLB PICC Revenue	r 210 * (CAP1(r200+r210/9+r220))
MLB Pooled EU Rates for CAP3	For rows 300 to 400: If CAP4r105="CAP"
300 Total MLB&PRI ISDN lines (include both PRI * 5 &	CAP1r120
310 CAP3 Final MLB, PRI ISDN, & Centrex EU Rate	if r105="CAP3",CAP3r420; else r105
320 CAP3 Final Total MLB, PRI ISDN, & Centrex EU R	CAP3r520
330 CAP3 Final MLB Rate adjusted for Pooling amount	a: min(330b.f) b-f:(sum(r310b.f)+r100a)/sum(r300b.f)
340 Final MLB, PRI ISDN & Centrex EU Rate with Pool	max(r310,r330a)
350 MLB EUCL Revenue	r300*r340
400 Un-recovered Pool Revenues	if CAP1r1110="No", then "No Pooling"; else if r105="CAP3", then r100+r320-r350; if r105="Juris", then r100+r320-r350-r140; else r160-r200

CAP-5 ANALYZE

Filing Date: 06/16/2015

Filing Entity: PTNV

Transmittal Number: 280

PTNV 2015 LFAF - (PTNVAN15.xls)

Page 1 of 1

Source

100 Maximum CMT Revenue	CAP1r600
110 Total USAC Receipts	CAP1r660
125 Pooling Revenues	if CAP1r1110 = "Yes", CAP4r100
130 Maximum Recoverable Revenue	r100 - r110 + r125
200 Final Total Primary Res & SLB & LifeLine EU Revenue	if CAP1r1130 = "CAP1", CAP1r610 if CAP1r1130 = "CAP2", CAP2r500 if CAP1r1130 = "CAP3", CAP3r500 if CAP1r1130="Juris",CAP1r1140+CAP2r500+CAP3r500
210 Final Total NonPrim Res & BRI ISDN EU Revenue	if CAP1r1130 = "CAP1", CAP1r620 if CAP1r1130 = "CAP2", CAP2r510 if CAP1r1130 = "CAP3", CAP3r510 if CAP1r1130="Juris",CAP1r1150+CAP2r510+CAP3r510
220 Final Total MLB, PRI ISDN, & Centrex EU Revenue	if CAP1r1110="Yes"&: if CAP1r1130="CAP1" or "CAP2", CAP4r155 if CAP1r1130="CAP3", CAP4r350a if CAP1r1130="Juris", CAP4(r155+r350a) if CAP1r1110="No"&: if CAP1r1130="CAP1", CAP1r630 if CAP1r1130="CAP2", CAP2r520 if CAP1r1130="CAP3", CAP3r520 if CAP1r1130="Juris", CAP1r1160+CAP2r520+CAP3r520
300 Final Total EUCL Revenue	r200 + r210 + r220
310 Final Total PICC Revenue	if CAP1r1110="Yes"&CAP1r1130<>"CAP3", CAP4 r220; else CAP1r860
320 Final Total CCL Revenue	CAP1r995
400 Final Total Recovered Revenue	r300 + r310 + r320
500 Allowable Revenue Over-recovery/(Under-recovery)	r400-r130
600 Nonrecoverable from PICC and CCL	CAP1r950-CAP1r995
605 Annual Filing Non Recoverable Dollars	
610	

COMMON LINE-----

Maximum Premium Rates (from CAP1)

Prim Res, Lifeline, & SLB EUCL
NonPrim Res & BRI ISDN EUCL
MLB & PRI ISDN EUCL
MLB & PRI ISDN PICC
Prem Orig per MOU: Common Line
Prem Term per MOU: Common Line

Deaveraging Checks (from CAP3):

Zone Progression Checks:
Primary Res, SLB, & LifeLine
NonPrimary Res & BRI ISDN
MLB, PRI ISDN, & Centrex

Zone Minimum Pricing Checks:

Primary Res, SLB, & LifeLine
NonPrimary Res & BRI ISDN
MLB, PRI ISDN, & Centrex

Zone Maximum Pricing Checks:

Primary Res, SLB, & LifeLine
NonPrimary Res & BRI ISDN
MLB, PRI ISDN, & Centrex

Class of Service Checks:

Zone A
Zone B
Zone C
Zone D
Other Zone

Proposed Revenues (from CAP5)

Prim Res, Lifeline, & SLB EUCL (Sum)
NonPrim Res & BRI ISDN EUCL (Sum)
MLB & PRI ISDN EUCL (Sum)
PICC Revenue
CCL Revenue
Total CMT Revenue
Allowable CMT Revenue
Diff. between Allowable & Calc'd Revenues
LEC CMT Revenue Too High?
FCC CMT Revenue Too High?

jh 374.
nd/or CCL should be entered in rows 15 thru 374. COSAs with jurisdictionally separate SLCs, PICCs, and/or CCL

Price Cap Tariff Review Plan
 Calculation of EUCL Limits, PICC Rate and CCL Rates

Total Jurisdiction (a)	No Zone / Zone A (b)	Zone B (c)	Zone C (d)	Zone D (e)	Other Zone * (f)
729,832	729,832	0	0	0	0
62,600	62,600	0	0	0	0
618,011	618,011	0	0	0	0
1,410,443	1,410,443	0	0	0	0
333,228	N/A	N/A	N/A	N/A	N/A
234,066	N/A	N/A	N/A	N/A	N/A
11,158	N/A	N/A	N/A	N/A	N/A
148,041,480	N/A	N/A	N/A	N/A	N/A
0	N/A	N/A	N/A	N/A	N/A
148,041,480	N/A	N/A	N/A	N/A	N/A
190,842,108	N/A	N/A	N/A	N/A	N/A
0	N/A	N/A	N/A	N/A	N/A
190,842,108	N/A	N/A	N/A	N/A	N/A
6.50	N/A	N/A	N/A	N/A	N/A
7.00	N/A	N/A	N/A	N/A	N/A
9.20	N/A	N/A	N/A	N/A	N/A
0.000000	N/A	N/A	N/A	N/A	N/A
6.153991	N/A	N/A	N/A	N/A	N/A
1.006428	N/A	N/A	N/A	N/A	N/A
6.193548	N/A	N/A	N/A	N/A	N/A

Price Cap Tariff Review Plan
 Calculation of EUCL Limits, PICC Rate and CCL Rates

Total Jurisdiction (a)	No Zone / Zone A (b)	Zone B (c)	Zone C (d)	Zone D (e)	Other Zone * (f)
8,735,647	N/A	N/A	N/A	N/A	N/A
4,743,908	N/A	N/A	N/A	N/A	N/A
438,200	N/A	N/A	N/A	N/A	N/A
5,685,701	N/A	N/A	N/A	N/A	N/A
10,867,809	N/A	N/A	N/A	N/A	N/A
-2,132,163	N/A	N/A	N/A	N/A	N/A
0	N/A	N/A	N/A	N/A	N/A
2,292,982	N/A	N/A	N/A	N/A	N/A
-4,425,144	N/A	N/A	N/A	N/A	N/A
0.000000	N/A	N/A	N/A	N/A	N/A
0	N/A	N/A	N/A	N/A	N/A
0.000000	N/A	N/A	N/A	N/A	N/A
0.000000	N/A	N/A	N/A	N/A	N/A
0	N/A	N/A	N/A	N/A	N/A
0	N/A	N/A	N/A	N/A	N/A
0	N/A	N/A	N/A	N/A	N/A
0.006971	N/A	N/A	N/A	N/A	N/A
0.005484	N/A	N/A	N/A	N/A	N/A
0	N/A	N/A	N/A	N/A	N/A
0.000000	N/A	N/A	N/A	N/A	N/A
0.000000	N/A	N/A	N/A	N/A	N/A
0	N/A	N/A	N/A	N/A	N/A
0	N/A	N/A	N/A	N/A	N/A
0	N/A	N/A	N/A	N/A	N/A
Yes	N/A	N/A	N/A	N/A	N/A
No	N/A	N/A	N/A	N/A	N/A
No	N/A	N/A	N/A	N/A	N/A
CAP2	N/A	N/A	N/A	N/A	N/A
CAP2	N/A	N/A	N/A	N/A	N/A
CAP2	N/A	N/A	N/A	N/A	N/A
CAP2	N/A	N/A	N/A	N/A	N/A

Price Cap Tariff Review Plan
Manual Input of EUCL Rates - No PICC or MOU Rates

Total Jurisdiction

(a)

sourcing; if Jurisdictional Pricing, enter Sum of CAP2-priced Jurisdictions where indicated; else value from CAP1r1

8,735,647
2,292,982

6,442,665

6.50
7.00
9.20

4.57
4.57
4.57

3,333,749
285,946
2,822,970
6,442,665

0

Price Cap Tariff Review Plan
Calculation of Minimum & Maximum EU Rates

Total Jurisdiction (a)	No Zone / Zone A (b)	Zone B (c)	Zone C (d)	Zone D (e)	Other Zone * (f)
sourcing; if Jurisdictional Pricing, enter Sum of CAP3-priced Jurisdictions where indicated; else value from CAP1r1					
CAP2	N/A	N/A	N/A	N/A	N/A
CAP2	N/A	N/A	N/A	N/A	N/A
CAP2	N/A	N/A	N/A	N/A	N/A
CAP2	CAP2	CAP2	CAP2	CAP2	CAP2
CAP2	CAP2	CAP2	CAP2	CAP2	CAP2
CAP2	CAP2	CAP2	CAP2	CAP2	CAP2
CAP2	CAP2	CAP2	CAP2	CAP2	CAP2
CAP2	N/A	N/A	N/A	N/A	N/A
CAP2	N/A	N/A	N/A	N/A	N/A
CAP2	CAP2	CAP2	CAP2	CAP2	CAP2
CAP2	N/A	N/A	N/A	N/A	N/A
CAP2	CAP2	CAP2	CAP2	CAP2	CAP2
CAP2	N/A	N/A	N/A	N/A	N/A
CAP2	CAP2	CAP2	CAP2	CAP2	CAP2
CAP2	N/A	N/A	N/A	N/A	N/A
CAP2	N/A	N/A	N/A	N/A	N/A
CAP2	N/A	N/A	N/A	N/A	N/A
CAP2	N/A	N/A	N/A	N/A	N/A
CAP2	CAP2	CAP2	CAP2	CAP2	CAP2
CAP2	N/A	N/A	N/A	N/A	N/A
CAP2	CAP2	CAP2	CAP2	CAP2	CAP2
CAP2	N/A	N/A	N/A	N/A	N/A
CAP2	N/A	N/A	N/A	N/A	N/A
CAP2	N/A	N/A	N/A	N/A	N/A
CAP2	N/A	N/A	N/A	N/A	N/A
CAP2	N/A	N/A	N/A	N/A	N/A
CAP2	CAP2	CAP2	CAP2	CAP2	CAP2
CAP2	CAP2	CAP2	CAP2	CAP2	CAP2
CAP2	CAP2	CAP2	CAP2	CAP2	CAP2
CAP2	CAP2	CAP2	CAP2	CAP2	CAP2
CAP2	CAP2	CAP2	CAP2	CAP2	CAP2
CAP2	CAP2	CAP2	CAP2	CAP2	CAP2
CAP2	CAP2	CAP2	CAP2	CAP2	CAP2
CAP2	CAP2	CAP2	CAP2	CAP2	CAP2
CAP2	CAP2	CAP2	CAP2	CAP2	CAP2
CAP2	CAP2	CAP2	CAP2	CAP2	CAP2
CAP2	N/A	N/A	N/A	N/A	N/A

Price Cap Tariff Review Plan
Verification of Recovered CMT Revenue

Total Jurisdiction
(a)

8,735,647
2,292,982

0
6,442,665

3,333,749

00
285,946

10
2,822,970

23r520

6,442,665
0

0

6,442,665

0

0

0

0

Price Cap Tariff Review Plan
 Calculation of EUCL Limits, PICC Rate and CCL Rates

Total Jurisdiction (a)	No Zone / Zone A (b)	Zone B (c)	Zone C (d)	Zone D (e)	Other Zone * (f)
0	0	0	0	0	0
0	0	0	0	0	0
0	0	0	0	0	0
0	0	0	0	0	0
0	N/A	N/A	N/A	N/A	N/A
0	N/A	N/A	N/A	N/A	N/A
0	N/A	N/A	N/A	N/A	N/A
0	N/A	N/A	N/A	N/A	N/A
0	N/A	N/A	N/A	N/A	N/A
0	N/A	N/A	N/A	N/A	N/A
0	N/A	N/A	N/A	N/A	N/A
6.50	N/A	N/A	N/A	N/A	N/A
7.00	N/A	N/A	N/A	N/A	N/A
9.20	N/A	N/A	N/A	N/A	N/A
0.000000	N/A	N/A	N/A	N/A	N/A
0.000000	N/A	N/A	N/A	N/A	N/A
0.000000	N/A	N/A	N/A	N/A	N/A
0.000000	N/A	N/A	N/A	N/A	N/A

Price Cap Tariff Review Plan
 Calculation of EUCL Limits, PICC Rate and CCL Rates

Total Jurisdiction (a)	No Zone / Zone A (b)	Zone B (c)	Zone C (d)	Zone D (e)	Other Zone * (f)
0	N/A	N/A	N/A	N/A	N/A
0	N/A	N/A	N/A	N/A	N/A
0	N/A	N/A	N/A	N/A	N/A
0	N/A	N/A	N/A	N/A	N/A
0	N/A	N/A	N/A	N/A	N/A
0	N/A	N/A	N/A	N/A	N/A
0	N/A	N/A	N/A	N/A	N/A
0	N/A	N/A	N/A	N/A	N/A
0	N/A	N/A	N/A	N/A	N/A
0	N/A	N/A	N/A	N/A	N/A
0	N/A	N/A	N/A	N/A	N/A
0	N/A	N/A	N/A	N/A	N/A
0.000000	N/A	N/A	N/A	N/A	N/A
0	N/A	N/A	N/A	N/A	N/A
0.000000	N/A	N/A	N/A	N/A	N/A
0.000000	N/A	N/A	N/A	N/A	N/A
0	N/A	N/A	N/A	N/A	N/A
0	N/A	N/A	N/A	N/A	N/A
0	N/A	N/A	N/A	N/A	N/A
0.000000	N/A	N/A	N/A	N/A	N/A
0.000000	N/A	N/A	N/A	N/A	N/A
0	N/A	N/A	N/A	N/A	N/A
0.000000	N/A	N/A	N/A	N/A	N/A
0.000000	N/A	N/A	N/A	N/A	N/A
0	N/A	N/A	N/A	N/A	N/A
0	N/A	N/A	N/A	N/A	N/A
0	N/A	N/A	N/A	N/A	N/A
Yes	N/A	N/A	N/A	N/A	N/A
No	N/A	N/A	N/A	N/A	N/A
No	N/A	N/A	N/A	N/A	N/A
CAP2	N/A	N/A	N/A	N/A	N/A
	N/A	N/A	N/A	N/A	N/A
	N/A	N/A	N/A	N/A	N/A
	N/A	N/A	N/A	N/A	N/A

Price Cap Tariff Review Plan
Manual Input of EUCL Rates - No PICC or MOU Rates

Total Jurisdiction
(a)

sourcing; if Jurisdictional Pricing, enter Sum of CAP2-priced Jurisdictions where indicated; else value from CAP1r1

0
0

0

0.00
0.00
0.00

0.00
0.00
0.00

0
0
0
0

0

Price Cap Tariff Review Plan
 Calculation of Minimum & Maximum EU Rates

	Total Jurisdiction (a)	No Zone / Zone A (b)	Zone B (c)	Zone C (d)	Zone D (e)	Other Zone * (f)
sourcing; if Jurisdictional Pricing, enter Sum of CAP3-priced Jurisdictions where indicated; else value from CAP1r1						
	0	N/A	N/A	N/A	N/A	N/A
	0	N/A	N/A	N/A	N/A	N/A
	0	N/A	N/A	N/A	N/A	N/A
	0	0	0	0	0	0
N/A		0.00	0.00	0.00	0.00	0.00
N/A		0.00	0.00	0.00	0.00	0.00
	0	0	0	0	0	0
	0	N/A	N/A	N/A	N/A	N/A
	0	N/A	N/A	N/A	N/A	N/A
	0	0	0	0	0	0
	0	N/A	N/A	N/A	N/A	N/A
N/A		0	0	0	0	0
	0	N/A	N/A	N/A	N/A	N/A
	0	N/A	N/A	N/A	N/A	N/A
	0	0	0	0	0	0
	0	N/A	N/A	N/A	N/A	N/A
	0	0	0	0	0	0
	0	N/A	N/A	N/A	N/A	N/A
	0	N/A	N/A	N/A	N/A	N/A
	0	N/A	N/A	N/A	N/A	N/A
	0	N/A	N/A	N/A	N/A	N/A
N/A		0.00	0.00	0.00	0.00	0.00
N/A		0.00	0.00	0.00	0.00	0.00
N/A		0.00	0.00	0.00	0.00	0.00
	0	0	0	0	0	0
	0	0	0	0	0	0
	0	0	0	0	0	0
	0	0	0	0	0	0
	0	N/A	N/A	N/A	N/A	N/A

Price Cap Tariff Review Plan
Allocation of Pool Revenues to MLB PICC & MLB EUCL

Total Jurisdiction (a)	No Zone / Zone A (b)	Zone B (c)	Zone C (d)	Zone D (e)	Other Zone * (f)
use sourcing; else enter "No Pooling".					
No Pooling	N/A	N/A	N/A	N/A	N/A
No Pooling	N/A	N/A	N/A	N/A	N/A
1"or"CAP2" or if Jurisdictional pricing, use sourcing; else, r105 value.					
No Pooling	N/A	N/A	N/A	N/A	N/A
No Pooling	N/A	N/A	N/A	N/A	N/A
No Pooling	N/A	N/A	N/A	N/A	N/A
No Pooling	N/A	N/A	N/A	N/A	N/A
No Pooling	N/A	N/A	N/A	N/A	N/A
No Pooling	N/A	N/A	N/A	N/A	N/A
No Pooling	N/A	N/A	N/A	N/A	N/A
No Pooling	N/A	N/A	N/A	N/A	N/A
No Pooling	N/A	N/A	N/A	N/A	N/A
No Pooling	N/A	N/A	N/A	N/A	N/A
No Pooling	N/A	N/A	N/A	N/A	N/A
No Pooling	N/A	N/A	N/A	N/A	N/A
No Pooling	N/A	N/A	N/A	N/A	N/A
No Pooling	N/A	N/A	N/A	N/A	N/A
No Pooling	N/A	N/A	N/A	N/A	N/A
3" or if Jurisdictional pricing, use sourcing; else value from CAP1r1130.					
No Pooling	No Pooling	No Pooling	No Pooling	No Pooling	No Pooling
N/A	No Pooling	No Pooling	No Pooling	No Pooling	No Pooling
No Pooling	No Pooling	No Pooling	No Pooling	No Pooling	No Pooling
No Pooling	No Pooling	No Pooling	No Pooling	No Pooling	No Pooling
N/A	No Pooling	No Pooling	No Pooling	No Pooling	No Pooling
No Pooling	No Pooling	No Pooling	No Pooling	No Pooling	No Pooling
No Pooling	N/A	N/A	N/A	N/A	N/A

Price Cap Tariff Review Plan
Verification of Recovered CMT Revenue

Total Jurisdiction
(a)

0
0

0
0

0

00

0

10

0

P3r520

0
0

0

0

0

0
0
0

Price Cap Tariff Review Plan
 Calculation of EUCL Limits, PICC Rate and CCL Rates

Total Jurisdiction (a)	No Zone / Zone A (b)	Zone B (c)	Zone C (d)	Zone D (e)	Other Zone (f)
729,832	729,832	0	0	0	0
62,600	62,600	0	0	0	0
618,011	618,011	0	0	0	0
1,410,443	1,410,443	0	0	0	0
333,228	N/A	N/A	N/A	N/A	N/A
234,066	N/A	N/A	N/A	N/A	N/A
11,158	N/A	N/A	N/A	N/A	N/A
148,041,480	N/A	N/A	N/A	N/A	N/A
0	N/A	N/A	N/A	N/A	N/A
148,041,480	N/A	N/A	N/A	N/A	N/A
190,842,108	N/A	N/A	N/A	N/A	N/A
0	N/A	N/A	N/A	N/A	N/A
190,842,108	N/A	N/A	N/A	N/A	N/A
6.50	N/A	N/A	N/A	N/A	N/A
7.00	N/A	N/A	N/A	N/A	N/A
9.20	N/A	N/A	N/A	N/A	N/A
0.000000	N/A	N/A	N/A	N/A	N/A
6.153991	N/A	N/A	N/A	N/A	N/A
1.006428	N/A	N/A	N/A	N/A	N/A
6.193548	N/A	N/A	N/A	N/A	N/A

Price Cap Tariff Review Plan
Manual Input of EUCL Rates - No PICC or MOU Rates

Total Jurisdiction

(a)

sourcing; if Jurisdictional Pricing, enter Sum of CAP2-priced Jurisdictions where indicated; else value from CAP1r1

8,735,647
2,292,982

6,442,665

6.50
7.00
9.20

4.57 ok
4.57 ok
4.57 ok

3,333,749
285,946
2,822,970
6,442,665

0 ok

Price Cap Tariff Review Plan
 Calculation of Minimum & Maximum EU Rates

Total Jurisdiction (a)	No Zone / Zone A (b)	Zone B (c)	Zone C (d)	Zone D (e)	Other Zone (f)
sourcing; if Jurisdictional Pricing, enter Sum of CAP3-priced Jurisdictions where indicated; else value from CAP1r1					
CAP2	N/A	N/A	N/A	N/A	N/A
CAP2	N/A	N/A	N/A	N/A	N/A
CAP2	N/A	N/A	N/A	N/A	N/A
CAP2	CAP2	CAP2	CAP2	CAP2	CAP2
N/A	CAP2	CAP2	CAP2	CAP2	CAP2
N/A	CAP2	CAP2	CAP2	CAP2	CAP2
CAP2	CAP2	CAP2	CAP2	CAP2	CAP2
CAP2	N/A	N/A	N/A	N/A	N/A
CAP2	N/A	N/A	N/A	N/A	N/A
CAP2	CAP2	CAP2	CAP2	CAP2	CAP2
CAP2	N/A	N/A	N/A	N/A	N/A
N/A	CAP2	CAP2	CAP2	CAP2	CAP2
CAP2	N/A	N/A	N/A	N/A	N/A
CAP2	N/A	N/A	N/A	N/A	N/A
CAP2	CAP2	CAP2	CAP2	CAP2	CAP2
CAP2	N/A	N/A	N/A	N/A	N/A
CAP2	N/A	N/A	N/A	N/A	N/A
CAP2	N/A	N/A	N/A	N/A	N/A
CAP2	N/A	N/A	N/A	N/A	N/A
N/A	CAP2	CAP2	CAP2	CAP2	CAP2
N/A	CAP2	CAP2	CAP2	CAP2	CAP2
N/A	CAP2	CAP2	CAP2	CAP2	CAP2
CAP2	CAP2	CAP2	CAP2	CAP2	CAP2
CAP2	CAP2	CAP2	CAP2	CAP2	CAP2
CAP2	CAP2	CAP2	CAP2	CAP2	CAP2
CAP2	CAP2	CAP2	CAP2	CAP2	CAP2
CAP2	N/A	N/A	N/A	N/A	N/A

Price Cap Tariff Review Plan
 Allocation of Pool Revenues to MLB PICC & MLB EUCL

Total Jurisdiction (a)	No Zone / Zone A (b)	Zone B (c)	Zone C (d)	Zone D (e)	Other Zone (f)
use sourcing; else enter "No Pooling".					
No Pooling	N/A	N/A	N/A	N/A	N/A
No Pooling	N/A	N/A	N/A	N/A	N/A
1"or"CAP2" or if Jurisdictional pricing, use sourcing; else, r105 value.					
No Pooling	N/A	N/A	N/A	N/A	N/A
No Pooling	N/A	N/A	N/A	N/A	N/A
No Pooling	N/A	N/A	N/A	N/A	N/A
No Pooling	N/A	N/A	N/A	N/A	N/A
No Pooling	N/A	N/A	N/A	N/A	N/A
No Pooling	N/A	N/A	N/A	N/A	N/A
No Pooling	N/A	N/A	N/A	N/A	N/A
No Pooling	N/A	N/A	N/A	N/A	N/A
No Pooling	N/A	N/A	N/A	N/A	N/A
No Pooling	N/A	N/A	N/A	N/A	N/A
No Pooling	N/A	N/A	N/A	N/A	N/A
No Pooling	N/A	N/A	N/A	N/A	N/A
No Pooling	N/A	N/A	N/A	N/A	N/A
3" or if Jurisdictional pricing, use sourcing; else value from CAP1r1130.					
No Pooling	No Pooling	No Pooling	No Pooling	No Pooling	No Pooling
N/A	No Pooling	No Pooling	No Pooling	No Pooling	No Pooling
No Pooling	No Pooling	No Pooling	No Pooling	No Pooling	No Pooling
No Pooling	No Pooling	No Pooling	No Pooling	No Pooling	No Pooling
N/A	No Pooling	No Pooling	No Pooling	No Pooling	No Pooling
No Pooling	No Pooling	No Pooling	No Pooling	No Pooling	No Pooling
No Pooling	N/A	N/A	N/A	N/A	N/A

Price Cap Tariff Review Plan
Verification of Recovered CMT Revenue

Total Jurisdiction
(a)

8,735,647
2,292,982

0
6,442,665

3,333,749

00
285,946

10
2,822,970

23r520

6,442,665
Agg.Rate

Agg.Rate
6,442,665

0 ok

0
0
0

LEC	FCC	Delta	Flag
CAP2	CAP2	0.00	*
CAP2	CAP2	0.00	*
CAP2	CAP2	0.00	*
	0.00 Agg.Rate	0.00	*
	0.00000000 Agg.Rate	0.00	*
	0.00000000 Agg.Rate	0.00	*
CAP2	No Deaveraging Allowed		
CAP2	No Deaveraging Allowed		
CAP2	No Deaveraging Allowed		
N/A	No Deaveraging Allowed		
N/A	No Deaveraging Allowed		
N/A	No Deaveraging Allowed		
N/A	No Deaveraging Allowed		
N/A	No Deaveraging Allowed		
N/A	No Deaveraging Allowed		
N/A	No Deaveraging Allowed		
N/A	No Deaveraging Allowed		
N/A	No Deaveraging Allowed		
N/A	No Deaveraging Allowed		
3,333,749	3,333,749	0	*
285,946	285,946	0	*
2,822,970	2,822,970	0	*
	0 Agg.Rate	0	*
	0 Agg.Rate	0	*
6,442,665	6,442,665	0	*
6,442,665	6,442,665	0	*
0	0	0	*
			*
			*

Price Cap Tariff Review Plan
 Calculation of EUCL Limits, PICC Rate and CCL Rates

Total Jurisdiction (a)	No Zone / Zone A (b)	Zone B (c)	Zone C (d)	Zone D (e)	Other Zone (f)
0	0	0	0	0	0
0	0	0	0	0	0
0	0	0	0	0	0
0	0	0	0	0	0
0	N/A	N/A	N/A	N/A	N/A
0	N/A	N/A	N/A	N/A	N/A
0	N/A	N/A	N/A	N/A	N/A
0	N/A	N/A	N/A	N/A	N/A
0	N/A	N/A	N/A	N/A	N/A
0	N/A	N/A	N/A	N/A	N/A
0	N/A	N/A	N/A	N/A	N/A
0	N/A	N/A	N/A	N/A	N/A
6.50	N/A	N/A	N/A	N/A	N/A
7.00	N/A	N/A	N/A	N/A	N/A
9.20	N/A	N/A	N/A	N/A	N/A
0.000000	N/A	N/A	N/A	N/A	N/A
0.000000	N/A	N/A	N/A	N/A	N/A
0.0000	N/A	N/A	N/A	N/A	N/A
0.000000	N/A	N/A	N/A	N/A	N/A

Price Cap Tariff Review Plan
Manual Input of EUCL Rates - No PICC or MOU Rates

Total Jurisdiction
(a)

sourcing; if Jurisdictional Pricing, enter Sum of CAP2-priced Jurisdictions where indicated; else value from CAP1r1

0
0

0

6.50
7.00
9.20

0.00 ok
0.00 ok
0.00 ok

0
0
0
0

0 ok

Price Cap Tariff Review Plan
 Calculation of Minimum & Maximum EU Rates

Total Jurisdiction (a)	No Zone / Zone A (b)	Zone B (c)	Zone C (d)	Zone D (e)	Other Zone (f)
sourcing; if Jurisdictional Pricing, enter Sum of CAP3-priced Jurisdictions where indicated; else value from CAP1r1					
CAP2	N/A	N/A	N/A	N/A	N/A
CAP2	N/A	N/A	N/A	N/A	N/A
CAP2	N/A	N/A	N/A	N/A	N/A
CAP2	CAP2	CAP2	CAP2	CAP2	CAP2
N/A	CAP2	CAP2	CAP2	CAP2	CAP2
N/A	CAP2	CAP2	CAP2	CAP2	CAP2
CAP2	CAP2	CAP2	CAP2	CAP2	CAP2
CAP2	N/A	N/A	N/A	N/A	N/A
CAP2	N/A	N/A	N/A	N/A	N/A
CAP2	CAP2	CAP2	CAP2	CAP2	CAP2
CAP2	N/A	N/A	N/A	N/A	N/A
N/A	CAP2	CAP2	CAP2	CAP2	CAP2
CAP2	N/A	N/A	N/A	N/A	N/A
CAP2	N/A	N/A	N/A	N/A	N/A
CAP2	CAP2	CAP2	CAP2	CAP2	CAP2
CAP2	N/A	N/A	N/A	N/A	N/A
CAP2	N/A	N/A	N/A	N/A	N/A
CAP2	N/A	N/A	N/A	N/A	N/A
CAP2	N/A	N/A	N/A	N/A	N/A
N/A	CAP2	CAP2	CAP2	CAP2	CAP2
N/A	CAP2	CAP2	CAP2	CAP2	CAP2
N/A	CAP2	CAP2	CAP2	CAP2	CAP2
CAP2	CAP2	CAP2	CAP2	CAP2	CAP2
CAP2	CAP2	CAP2	CAP2	CAP2	CAP2
CAP2	CAP2	CAP2	CAP2	CAP2	CAP2
CAP2	CAP2	CAP2	CAP2	CAP2	CAP2
CAP2	N/A	N/A	N/A	N/A	N/A

Price Cap Tariff Review Plan
 Allocation of Pool Revenues to MLB PICC & MLB EUCL

Total Jurisdiction (a)	No Zone / Zone A (b)	Zone B (c)	Zone C (d)	Zone D (e)	Other Zone (f)
use sourcing; else enter "No Pooling".					
No Pooling	N/A	N/A	N/A	N/A	N/A
No Pooling	N/A	N/A	N/A	N/A	N/A
1"or"CAP2" or if Jurisdictional pricing, use sourcing; else, r105 value.					
No Pooling	N/A	N/A	N/A	N/A	N/A
No Pooling	N/A	N/A	N/A	N/A	N/A
No Pooling	N/A	N/A	N/A	N/A	N/A
No Pooling	N/A	N/A	N/A	N/A	N/A
No Pooling	N/A	N/A	N/A	N/A	N/A
No Pooling	N/A	N/A	N/A	N/A	N/A
No Pooling	N/A	N/A	N/A	N/A	N/A
No Pooling	N/A	N/A	N/A	N/A	N/A
No Pooling	N/A	N/A	N/A	N/A	N/A
No Pooling	N/A	N/A	N/A	N/A	N/A
No Pooling	N/A	N/A	N/A	N/A	N/A
No Pooling	N/A	N/A	N/A	N/A	N/A
No Pooling	N/A	N/A	N/A	N/A	N/A
3" or if Jurisdictional pricing, use sourcing; else value from CAP1r1130.					
No Pooling	No Pooling	No Pooling	No Pooling	No Pooling	No Pooling
N/A	No Pooling	No Pooling	No Pooling	No Pooling	No Pooling
No Pooling	No Pooling	No Pooling	No Pooling	No Pooling	No Pooling
No Pooling	No Pooling	No Pooling	No Pooling	No Pooling	No Pooling
N/A	No Pooling	No Pooling	No Pooling	No Pooling	No Pooling
No Pooling	No Pooling	No Pooling	No Pooling	No Pooling	No Pooling
No Pooling	N/A	N/A	N/A	N/A	N/A

Price Cap Tariff Review Plan
Verification of Recovered CMT Revenue

Total Jurisdiction
(a)

0
0

0
0

0

00

0

10

0

23r520

Agg.Rate

0

Agg.Rate

0

0 ok

0

0

0

LEC	FCC	Delta	Flag
-----	-----	-------	------

0.00	*
0.00	*
0.00	*
0.00	*
0.00	*
0.00	*

CAP2	No Deaveraging Allowed
CAP2	No Deaveraging Allowed
CAP2	No Deaveraging Allowed

N/A	No Deaveraging Allowed
N/A	No Deaveraging Allowed
N/A	No Deaveraging Allowed

N/A	No Deaveraging Allowed
N/A	No Deaveraging Allowed
N/A	No Deaveraging Allowed

N/A	No Deaveraging Allowed
N/A	No Deaveraging Allowed
N/A	No Deaveraging Allowed
N/A	No Deaveraging Allowed
N/A	No Deaveraging Allowed

0	0	0	*
0	0	0	*
0	0	0	*
0 Agg.Rate		0	*
0 Agg.Rate		0	*
0	0	0	*
0	0	0	*
0	0	0	*
			*
			*

should be entered in rows 515 thru 874.

2

Price Cap Tariff Review Plan
 Calculation of EUCL Limits, PICC Rate and CCL Rates

Total Jurisdiction (a)	No Zone / Zone A (b)	Zone B (c)	Zone C (d)	Zone D (e)	Other Zone * (f)
0	0	0	0	0	0
0	0	0	0	0	0
0	0	0	0	0	0
0	0	0	0	0	0
0	N/A	N/A	N/A	N/A	N/A
0	N/A	N/A	N/A	N/A	N/A
0	N/A	N/A	N/A	N/A	N/A
0	N/A	N/A	N/A	N/A	N/A
0	N/A	N/A	N/A	N/A	N/A
0	N/A	N/A	N/A	N/A	N/A
0	N/A	N/A	N/A	N/A	N/A
6.50	N/A	N/A	N/A	N/A	N/A
7.00	N/A	N/A	N/A	N/A	N/A
9.20	N/A	N/A	N/A	N/A	N/A
0.000000	N/A	N/A	N/A	N/A	N/A
1.000000	N/A	N/A	N/A	N/A	N/A
1.000000	N/A	N/A	N/A	N/A	N/A
0.000000	N/A	N/A	N/A	N/A	N/A

Price Cap Tariff Review Plan
 Calculation of EUCL Limits, PICC Rate and CCL Rates

Total Jurisdiction (a)	No Zone / Zone A (b)	Zone B (c)	Zone C (d)	Zone D (e)	Other Zone * (f)
0	N/A	N/A	N/A	N/A	N/A
0	N/A	N/A	N/A	N/A	N/A
0	N/A	N/A	N/A	N/A	N/A
0	N/A	N/A	N/A	N/A	N/A
0	N/A	N/A	N/A	N/A	N/A
0	N/A	N/A	N/A	N/A	N/A
0	N/A	N/A	N/A	N/A	N/A
0	N/A	N/A	N/A	N/A	N/A
0	N/A	N/A	N/A	N/A	N/A
0	N/A	N/A	N/A	N/A	N/A
0	N/A	N/A	N/A	N/A	N/A
0	N/A	N/A	N/A	N/A	N/A
0.000000	N/A	N/A	N/A	N/A	N/A
0	N/A	N/A	N/A	N/A	N/A
0.000000	N/A	N/A	N/A	N/A	N/A
0.000000	N/A	N/A	N/A	N/A	N/A
0	N/A	N/A	N/A	N/A	N/A
0	N/A	N/A	N/A	N/A	N/A
0	N/A	N/A	N/A	N/A	N/A
0.000000	N/A	N/A	N/A	N/A	N/A
0.000000	N/A	N/A	N/A	N/A	N/A
0	N/A	N/A	N/A	N/A	N/A
0.000000	N/A	N/A	N/A	N/A	N/A
0.000000	N/A	N/A	N/A	N/A	N/A
0	N/A	N/A	N/A	N/A	N/A
0	N/A	N/A	N/A	N/A	N/A
0	N/A	N/A	N/A	N/A	N/A
Yes	N/A	N/A	N/A	N/A	N/A
No	N/A	N/A	N/A	N/A	N/A
No	N/A	N/A	N/A	N/A	N/A
	N/A	N/A	N/A	N/A	N/A
	N/A	N/A	N/A	N/A	N/A
	N/A	N/A	N/A	N/A	N/A
	N/A	N/A	N/A	N/A	N/A

Price Cap Tariff Review Plan
 Calculation of Minimum & Maximum EU Rates

Total Jurisdiction (a)	No Zone / Zone A (b)	Zone B (c)	Zone C (d)	Zone D (e)	Other Zone * (f)
130.					
CAP2	N/A	N/A	N/A	N/A	N/A
CAP2	N/A	N/A	N/A	N/A	N/A
CAP2	N/A	N/A	N/A	N/A	N/A
CAP2	CAP2	CAP2	CAP2	CAP2	CAP2
N/A	CAP2	CAP2	CAP2	CAP2	CAP2
N/A	CAP2	CAP2	CAP2	CAP2	CAP2
CAP2	CAP2	CAP2	CAP2	CAP2	CAP2
CAP2	N/A	N/A	N/A	N/A	N/A
CAP2	N/A	N/A	N/A	N/A	N/A
CAP2	CAP2	CAP2	CAP2	CAP2	CAP2
CAP2	N/A	N/A	N/A	N/A	N/A
N/A	CAP2	CAP2	CAP2	CAP2	CAP2
CAP2	N/A	N/A	N/A	N/A	N/A
CAP2	N/A	N/A	N/A	N/A	N/A
CAP2	CAP2	CAP2	CAP2	CAP2	CAP2
CAP2	N/A	N/A	N/A	N/A	N/A
CAP2	N/A	N/A	N/A	N/A	N/A
CAP2	N/A	N/A	N/A	N/A	N/A
CAP2	CAP2	CAP2	CAP2	CAP2	CAP2
N/A	CAP2	CAP2	CAP2	CAP2	CAP2
N/A	CAP2	CAP2	CAP2	CAP2	CAP2
N/A	CAP2	CAP2	CAP2	CAP2	CAP2
CAP2	CAP2	CAP2	CAP2	CAP2	CAP2
CAP2	CAP2	CAP2	CAP2	CAP2	CAP2
CAP2	CAP2	CAP2	CAP2	CAP2	CAP2
CAP2	CAP2	CAP2	CAP2	CAP2	CAP2
CAP2	N/A	N/A	N/A	N/A	N/A

Price Cap Tariff Review Plan
 Allocation of Pool Revenues to MLB PICC & MLB EUCL

Total Jurisdiction (a)	No Zone / Zone A (b)	Zone B (c)	Zone C (d)	Zone D (e)	Other Zone * (f)
No Pooling	N/A	N/A	N/A	N/A	N/A
No Pooling	N/A	N/A	N/A	N/A	N/A
No Pooling	N/A	N/A	N/A	N/A	N/A
No Pooling	N/A	N/A	N/A	N/A	N/A
No Pooling	N/A	N/A	N/A	N/A	N/A
No Pooling	N/A	N/A	N/A	N/A	N/A
No Pooling	N/A	N/A	N/A	N/A	N/A
No Pooling	N/A	N/A	N/A	N/A	N/A
No Pooling	N/A	N/A	N/A	N/A	N/A
No Pooling	N/A	N/A	N/A	N/A	N/A
No Pooling	N/A	N/A	N/A	N/A	N/A
No Pooling	N/A	N/A	N/A	N/A	N/A
No Pooling	N/A	N/A	N/A	N/A	N/A
No Pooling	N/A	N/A	N/A	N/A	N/A
No Pooling	No Pooling	No Pooling	No Pooling	No Pooling	No Pooling
N/A	No Pooling	No Pooling	No Pooling	No Pooling	No Pooling
No Pooling	No Pooling	No Pooling	No Pooling	No Pooling	No Pooling
No Pooling	No Pooling	No Pooling	No Pooling	No Pooling	No Pooling
N/A	No Pooling	No Pooling	No Pooling	No Pooling	No Pooling
No Pooling	No Pooling	No Pooling	No Pooling	No Pooling	No Pooling
No Pooling	N/A	N/A	N/A	N/A	N/A

Price Cap Tariff Review Plan
Verification of Recovered CMT Revenue

Total Jurisdiction
(a)

0
0

0
0

0

0

0

0
0

0

0

0

0
0
0

Price Cap Tariff Review Plan
 Calculation of EUCL Limits, PICC Rate and CCL Rates

Total Jurisdiction (a)	No Zone / Zone A (b)	Zone B (c)	Zone C (d)	Zone D (e)	Other Zone * (f)
0	0	0	0	0	0
0	0	0	0	0	0
0	0	0	0	0	0
0	0	0	0	0	0
0	N/A	N/A	N/A	N/A	N/A
0	N/A	N/A	N/A	N/A	N/A
0	N/A	N/A	N/A	N/A	N/A
0	N/A	N/A	N/A	N/A	N/A
0	N/A	N/A	N/A	N/A	N/A
0	N/A	N/A	N/A	N/A	N/A
0	N/A	N/A	N/A	N/A	N/A
0	N/A	N/A	N/A	N/A	N/A
6.50	N/A	N/A	N/A	N/A	N/A
7.00	N/A	N/A	N/A	N/A	N/A
9.20	N/A	N/A	N/A	N/A	N/A
0.000000	N/A	N/A	N/A	N/A	N/A
0.000000	N/A	N/A	N/A	N/A	N/A
0.000000	N/A	N/A	N/A	N/A	N/A
0.000000	N/A	N/A	N/A	N/A	N/A

Price Cap Tariff Review Plan
 Calculation of EUCL Limits, PICC Rate and CCL Rates

Total Jurisdiction (a)	No Zone / Zone A (b)	Zone B (c)	Zone C (d)	Zone D (e)	Other Zone * (f)
0	N/A	N/A	N/A	N/A	N/A
0	N/A	N/A	N/A	N/A	N/A
0	N/A	N/A	N/A	N/A	N/A
0	N/A	N/A	N/A	N/A	N/A
0	N/A	N/A	N/A	N/A	N/A
0	N/A	N/A	N/A	N/A	N/A
0	N/A	N/A	N/A	N/A	N/A
0	N/A	N/A	N/A	N/A	N/A
0	N/A	N/A	N/A	N/A	N/A
0	N/A	N/A	N/A	N/A	N/A
0	N/A	N/A	N/A	N/A	N/A
0	N/A	N/A	N/A	N/A	N/A
0	N/A	N/A	N/A	N/A	N/A
0.000000	N/A	N/A	N/A	N/A	N/A
0	N/A	N/A	N/A	N/A	N/A
0.000000	N/A	N/A	N/A	N/A	N/A
0.000000	N/A	N/A	N/A	N/A	N/A
0	N/A	N/A	N/A	N/A	N/A
0	N/A	N/A	N/A	N/A	N/A
0	N/A	N/A	N/A	N/A	N/A
0.000000	N/A	N/A	N/A	N/A	N/A
0.000000	N/A	N/A	N/A	N/A	N/A
0	N/A	N/A	N/A	N/A	N/A
0.000000	N/A	N/A	N/A	N/A	N/A
0.000000	N/A	N/A	N/A	N/A	N/A
0	N/A	N/A	N/A	N/A	N/A
0	N/A	N/A	N/A	N/A	N/A
0	N/A	N/A	N/A	N/A	N/A
YES	N/A	N/A	N/A	N/A	N/A
No	N/A	N/A	N/A	N/A	N/A
No	N/A	N/A	N/A	N/A	N/A
CAP2	N/A	N/A	N/A	N/A	N/A
	N/A	N/A	N/A	N/A	N/A
	N/A	N/A	N/A	N/A	N/A
	N/A	N/A	N/A	N/A	N/A

Price Cap Tariff Review Plan
 Calculation of Minimum & Maximum EU Rates

Total Jurisdiction (a)	No Zone / Zone A (b)	Zone B (c)	Zone C (d)	Zone D (e)	Other Zone * (f)
130.	0 N/A 0 N/A	N/A N/A	N/A N/A	N/A N/A	N/A N/A
	0 N/A	N/A	N/A	N/A	N/A
N/A	0	0	0	0	0
N/A		0.00	0.00	0.00	0.00
		0.00	0.00	0.00	0.00
	0	0	0	0	0
	0 N/A	N/A	N/A	N/A	N/A
	0 N/A	N/A	N/A	N/A	N/A
	0	0	0	0	0
	0 N/A	N/A	N/A	N/A	N/A
N/A		0	0	0	0
	0 N/A	N/A	N/A	N/A	N/A
	0 N/A	N/A	N/A	N/A	N/A
	0	0	0	0	0
	0 N/A	N/A	N/A	N/A	N/A
	0	0	0	0	0
	0 N/A	N/A	N/A	N/A	N/A
	0 N/A	N/A	N/A	N/A	N/A
	0 N/A	N/A	N/A	N/A	N/A
	0 N/A	N/A	N/A	N/A	N/A
N/A		0.00	0.00	0.00	0.00
N/A		0.00	0.00	0.00	0.00
N/A		0.00	0.00	0.00	0.00
	0	0	0	0	0
	0	0	0	0	0
	0	0	0	0	0
	0	0	0	0	0
	0 N/A	N/A	N/A	N/A	N/A

Price Cap Tariff Review Plan
 Allocation of Pool Revenues to MLB PICC & MLB EUCL

Total Jurisdiction (a)	No Zone / Zone A (b)	Zone B (c)	Zone C (d)	Zone D (e)	Other Zone * (f)
No Pooling	N/A	N/A	N/A	N/A	N/A
No Pooling	N/A	N/A	N/A	N/A	N/A
No Pooling	N/A	N/A	N/A	N/A	N/A
No Pooling	N/A	N/A	N/A	N/A	N/A
No Pooling	N/A	N/A	N/A	N/A	N/A
No Pooling	N/A	N/A	N/A	N/A	N/A
No Pooling	N/A	N/A	N/A	N/A	N/A
No Pooling	N/A	N/A	N/A	N/A	N/A
No Pooling	N/A	N/A	N/A	N/A	N/A
No Pooling	N/A	N/A	N/A	N/A	N/A
No Pooling	N/A	N/A	N/A	N/A	N/A
No Pooling	N/A	N/A	N/A	N/A	N/A
No Pooling	N/A	N/A	N/A	N/A	N/A
No Pooling	N/A	N/A	N/A	N/A	N/A
No Pooling	N/A	N/A	N/A	N/A	N/A
No Pooling	N/A	N/A	N/A	N/A	N/A
No Pooling	N/A	N/A	N/A	N/A	N/A
No Pooling	No Pooling	No Pooling	No Pooling	No Pooling	No Pooling
N/A	No Pooling	No Pooling	No Pooling	No Pooling	No Pooling
No Pooling	No Pooling	No Pooling	No Pooling	No Pooling	No Pooling
No Pooling	No Pooling	No Pooling	No Pooling	No Pooling	No Pooling
N/A	No Pooling	No Pooling	No Pooling	No Pooling	No Pooling
No Pooling	No Pooling	No Pooling	No Pooling	No Pooling	No Pooling
No Pooling	N/A	N/A	N/A	N/A	N/A

Price Cap Tariff Review Plan
Verification of Recovered CMT Revenue

Total Jurisdiction
(a)

0
0

0
0

0

0

0

0
0

0

0

0

0
0
0

Price Cap Tariff Review Plan
 Calculation of EUCL Limits, PICC Rate and CCL Rates

Total Jurisdiction (a)	No Zone / Zone A (b)	Zone B (c)	Zone C (d)	Zone D (e)	Other Zone (f)
0	0	0	0	0	0
0	0	0	0	0	0
0	0	0	0	0	0
0	0	0	0	0	0
0	N/A	N/A	N/A	N/A	N/A
0	N/A	N/A	N/A	N/A	N/A
0	N/A	N/A	N/A	N/A	N/A
0	N/A	N/A	N/A	N/A	N/A
0	N/A	N/A	N/A	N/A	N/A
0	N/A	N/A	N/A	N/A	N/A
0	N/A	N/A	N/A	N/A	N/A
6.50	N/A	N/A	N/A	N/A	N/A
7.00	N/A	N/A	N/A	N/A	N/A
9.20	N/A	N/A	N/A	N/A	N/A
0.000000	N/A	N/A	N/A	N/A	N/A
1.000000	N/A	N/A	N/A	N/A	N/A
0.000000	N/A	N/A	N/A	N/A	N/A
0.000000	N/A	N/A	N/A	N/A	N/A

Price Cap Tariff Review Plan
Manual Input of EUCL Rates - No PICC or MOU Rates

Total Jurisdiction
(a)
130.

ok
ok
ok

Price Cap Tariff Review Plan
 Calculation of Minimum & Maximum EU Rates

Total Jurisdiction (a)	No Zone / Zone A (b)	Zone B (c)	Zone C (d)	Zone D (e)	Other Zone (f)
130.	N/A	N/A	N/A	N/A	N/A
	N/A	N/A	N/A	N/A	N/A
	N/A	N/A	N/A	N/A	N/A
N/A					
N/A					
	N/A	N/A	N/A	N/A	N/A
	N/A	N/A	N/A	N/A	N/A
	N/A	N/A	N/A	N/A	N/A
N/A					
	N/A	N/A	N/A	N/A	N/A
	N/A	N/A	N/A	N/A	N/A
	N/A	N/A	N/A	N/A	N/A
	N/A	N/A	N/A	N/A	N/A
	N/A	N/A	N/A	N/A	N/A
N/A					
N/A					
N/A					
	N/A	N/A	N/A	N/A	N/A

Price Cap Tariff Review Plan
 Allocation of Pool Revenues to MLB PICC & MLB EUCL

Total Jurisdiction (a)	No Zone / Zone A (b)	Zone B (c)	Zone C (d)	Zone D (e)	Other Zone (f)
	N/A	N/A	N/A	N/A	N/A
	N/A	N/A	N/A	N/A	N/A
	N/A	N/A	N/A	N/A	N/A
	N/A	N/A	N/A	N/A	N/A
	N/A	N/A	N/A	N/A	N/A
	N/A	N/A	N/A	N/A	N/A
	N/A	N/A	N/A	N/A	N/A
	N/A	N/A	N/A	N/A	N/A
	N/A	N/A	N/A	N/A	N/A
	N/A	N/A	N/A	N/A	N/A
	N/A	N/A	N/A	N/A	N/A
	N/A	N/A	N/A	N/A	N/A
N/A					
N/A					
	N/A	N/A	N/A	N/A	N/A

Price Cap Tariff Review Plan
Verification of Recovered CMT Revenue

Total Jurisdiction
(a)

0
0

0
0

0

0

0

Agg.Rate 0

Agg.Rate

0

0 ok

0

0

0

LEC	FCC	Delta	Flag
-----	-----	-------	------

		0.00	*
		0.00	*
		0.00	*
		0.00	*
		0.00	*
		0.00	*

0	0	0	*
0	0	0	*
0	0	0	*
0 Agg.Rate		0	*
0 Agg.Rate		0	*
0	0	0	*
0	0	0	*
0	0	0	*
			*
			*

Price Cap Tariff Review Plan
 Calculation of EUCL Limits, PICC Rate and CCL Rates

Total Jurisdiction (a)	No Zone / Zone A (b)	Zone B (c)	Zone C (d)	Zone D (e)	Other Zone (f)
0	0	0	0	0	0
0	0	0	0	0	0
0	0	0	0	0	0
0	0	0	0	0	0
0	N/A	N/A	N/A	N/A	N/A
0	N/A	N/A	N/A	N/A	N/A
0	N/A	N/A	N/A	N/A	N/A
0	N/A	N/A	N/A	N/A	N/A
0	N/A	N/A	N/A	N/A	N/A
0	N/A	N/A	N/A	N/A	N/A
0	N/A	N/A	N/A	N/A	N/A
0	N/A	N/A	N/A	N/A	N/A
6.50	N/A	N/A	N/A	N/A	N/A
7.00	N/A	N/A	N/A	N/A	N/A
9.20	N/A	N/A	N/A	N/A	N/A
0.000000	N/A	N/A	N/A	N/A	N/A
0.000000	N/A	N/A	N/A	N/A	N/A
0.0000	N/A	N/A	N/A	N/A	N/A
0.000000	N/A	N/A	N/A	N/A	N/A

Price Cap Tariff Review Plan
Manual Input of EUCL Rates - No PICC or MOU Rates

Total Jurisdiction
(a)

130.

0
0

0

6.50
7.00
9.20

0.00 ok
0.00 ok
0.00 ok

0
0
0
0

0 ok

Price Cap Tariff Review Plan
 Calculation of Minimum & Maximum EU Rates

Total Jurisdiction (a)	No Zone / Zone A (b)	Zone B (c)	Zone C (d)	Zone D (e)	Other Zone (f)
130.					
CAP2	N/A	N/A	N/A	N/A	N/A
CAP2	N/A	N/A	N/A	N/A	N/A
CAP2	N/A	N/A	N/A	N/A	N/A
CAP2	CAP2	CAP2	CAP2	CAP2	CAP2
N/A	CAP2	CAP2	CAP2	CAP2	CAP2
N/A	CAP2	CAP2	CAP2	CAP2	CAP2
CAP2	CAP2	CAP2	CAP2	CAP2	CAP2
CAP2	N/A	N/A	N/A	N/A	N/A
CAP2	N/A	N/A	N/A	N/A	N/A
CAP2	CAP2	CAP2	CAP2	CAP2	CAP2
CAP2	N/A	N/A	N/A	N/A	N/A
N/A	CAP2	CAP2	CAP2	CAP2	CAP2
CAP2	N/A	N/A	N/A	N/A	N/A
CAP2	N/A	N/A	N/A	N/A	N/A
CAP2	CAP2	CAP2	CAP2	CAP2	CAP2
CAP2	N/A	N/A	N/A	N/A	N/A
CAP2	N/A	N/A	N/A	N/A	N/A
CAP2	N/A	N/A	N/A	N/A	N/A
CAP2	CAP2	CAP2	CAP2	CAP2	CAP2
N/A	CAP2	CAP2	CAP2	CAP2	CAP2
N/A	CAP2	CAP2	CAP2	CAP2	CAP2
N/A	CAP2	CAP2	CAP2	CAP2	CAP2
CAP2	CAP2	CAP2	CAP2	CAP2	CAP2
CAP2	CAP2	CAP2	CAP2	CAP2	CAP2
CAP2	CAP2	CAP2	CAP2	CAP2	CAP2
CAP2	CAP2	CAP2	CAP2	CAP2	CAP2
CAP2	N/A	N/A	N/A	N/A	N/A

Price Cap Tariff Review Plan
Allocation of Pool Revenues to MLB PICC & MLB EUCL

Total Jurisdiction (a)	No Zone / Zone A (b)	Zone B (c)	Zone C (d)	Zone D (e)	Other Zone (f)
No Pooling	N/A	N/A	N/A	N/A	N/A
No Pooling	N/A	N/A	N/A	N/A	N/A
No Pooling	N/A	N/A	N/A	N/A	N/A
No Pooling	N/A	N/A	N/A	N/A	N/A
No Pooling	N/A	N/A	N/A	N/A	N/A
No Pooling	N/A	N/A	N/A	N/A	N/A
No Pooling	N/A	N/A	N/A	N/A	N/A
No Pooling	N/A	N/A	N/A	N/A	N/A
No Pooling	N/A	N/A	N/A	N/A	N/A
No Pooling	N/A	N/A	N/A	N/A	N/A
No Pooling	N/A	N/A	N/A	N/A	N/A
No Pooling	N/A	N/A	N/A	N/A	N/A
No Pooling	N/A	N/A	N/A	N/A	N/A
No Pooling	N/A	N/A	N/A	N/A	N/A
No Pooling	N/A	N/A	N/A	N/A	N/A
No Pooling	N/A	N/A	N/A	N/A	N/A
No Pooling	N/A	N/A	N/A	N/A	N/A
No Pooling	N/A	N/A	N/A	N/A	N/A
No Pooling	N/A	N/A	N/A	N/A	N/A
No Pooling	N/A	N/A	N/A	N/A	N/A
No Pooling	N/A	N/A	N/A	N/A	N/A
No Pooling	No Pooling	No Pooling	No Pooling	No Pooling	No Pooling
N/A	No Pooling	No Pooling	No Pooling	No Pooling	No Pooling
No Pooling	No Pooling	No Pooling	No Pooling	No Pooling	No Pooling
No Pooling	No Pooling	No Pooling	No Pooling	No Pooling	No Pooling
N/A	No Pooling	No Pooling	No Pooling	No Pooling	No Pooling
No Pooling	No Pooling	No Pooling	No Pooling	No Pooling	No Pooling
No Pooling	N/A	N/A	N/A	N/A	N/A

Price Cap Tariff Review Plan
Verification of Recovered CMT Revenue

Total Jurisdiction
(a)

0
0

0
0

0

0

0

Agg.Rate 0

Agg.Rate
0

0 ok

0
0
0

LEC	FCC	Delta	Flag
-----	-----	-------	------

0.00	*
0.00	*
0.00	*
0.00	*
0.00	*
0.00	*

CAP2	No Deaveraging Allowed
CAP2	No Deaveraging Allowed
CAP2	No Deaveraging Allowed

N/A	No Deaveraging Allowed
N/A	No Deaveraging Allowed
N/A	No Deaveraging Allowed

N/A	No Deaveraging Allowed
N/A	No Deaveraging Allowed
N/A	No Deaveraging Allowed

N/A	No Deaveraging Allowed
N/A	No Deaveraging Allowed
N/A	No Deaveraging Allowed
N/A	No Deaveraging Allowed
N/A	No Deaveraging Allowed

0	0	0	*
0	0	0	*
0	0	0	*
0 Agg.Rate		0	*
0 Agg.Rate		0	*
0	0	0	*
0	0	0	*
0	0	0	*
			*
			*

Price Cap Tariff Review Plan
 Calculation of EUCL Limits, PICC Rate and CCL Rates

Total Jurisdiction (a)	No Zone / Zone A (b)	Zone B (c)	Zone C (d)	Zone D (e)	Other Zone * (f)
0	0	0	0	0	0
0	0	0	0	0	0
0	0	0	0	0	0
0	0	0	0	0	0
0	N/A	N/A	N/A	N/A	N/A
0	N/A	N/A	N/A	N/A	N/A
0	N/A	N/A	N/A	N/A	N/A
0	N/A	N/A	N/A	N/A	N/A
0	N/A	N/A	N/A	N/A	N/A
0	N/A	N/A	N/A	N/A	N/A
0	N/A	N/A	N/A	N/A	N/A
6.50	N/A	N/A	N/A	N/A	N/A
7.00	N/A	N/A	N/A	N/A	N/A
9.20	N/A	N/A	N/A	N/A	N/A
0.000000	N/A	N/A	N/A	N/A	N/A
1.000000	N/A	N/A	N/A	N/A	N/A
1.000000	N/A	N/A	N/A	N/A	N/A
0.000000	N/A	N/A	N/A	N/A	N/A

Price Cap Tariff Review Plan
Manual Input of EUCL Rates - No PICC or MOU Rates

Total Jurisdiction
(a)

0
0

0

0.00
0.00
0.00

0.00
0.00
0.00

0
0
0
0

0

Price Cap Tariff Review Plan
 Calculation of Minimum & Maximum EU Rates

Total Jurisdiction (a)	No Zone / Zone A (b)	Zone B (c)	Zone C (d)	Zone D (e)	Other Zone * (f)
CAP2	N/A	N/A	N/A	N/A	N/A
CAP2	N/A	N/A	N/A	N/A	N/A
CAP2	N/A	N/A	N/A	N/A	N/A
CAP2	CAP2	CAP2	CAP2	CAP2	CAP2
N/A	CAP2	CAP2	CAP2	CAP2	CAP2
N/A	CAP2	CAP2	CAP2	CAP2	CAP2
CAP2	CAP2	CAP2	CAP2	CAP2	CAP2
CAP2	N/A	N/A	N/A	N/A	N/A
CAP2	N/A	N/A	N/A	N/A	N/A
CAP2	CAP2	CAP2	CAP2	CAP2	CAP2
CAP2	N/A	N/A	N/A	N/A	N/A
N/A	CAP2	CAP2	CAP2	CAP2	CAP2
CAP2	N/A	N/A	N/A	N/A	N/A
CAP2	N/A	N/A	N/A	N/A	N/A
CAP2	CAP2	CAP2	CAP2	CAP2	CAP2
CAP2	N/A	N/A	N/A	N/A	N/A
CAP2	N/A	N/A	N/A	N/A	N/A
CAP2	N/A	N/A	N/A	N/A	N/A
CAP2	N/A	N/A	N/A	N/A	N/A
CAP2	N/A	N/A	N/A	N/A	N/A
CAP2	N/A	N/A	N/A	N/A	N/A
N/A	CAP2	CAP2	CAP2	CAP2	CAP2
N/A	CAP2	CAP2	CAP2	CAP2	CAP2
N/A	CAP2	CAP2	CAP2	CAP2	CAP2
CAP2	CAP2	CAP2	CAP2	CAP2	CAP2
CAP2	CAP2	CAP2	CAP2	CAP2	CAP2
CAP2	CAP2	CAP2	CAP2	CAP2	CAP2
CAP2	CAP2	CAP2	CAP2	CAP2	CAP2
CAP2	N/A	N/A	N/A	N/A	N/A

Price Cap Tariff Review Plan
Allocation of Pool Revenues to MLB PICC & MLB EUCL

Total Jurisdiction (a)	No Zone / Zone A (b)	Zone B (c)	Zone C (d)	Zone D (e)	Other Zone * (f)
No Pooling	N/A	N/A	N/A	N/A	N/A
No Pooling	N/A	N/A	N/A	N/A	N/A
No Pooling	N/A	N/A	N/A	N/A	N/A
No Pooling	N/A	N/A	N/A	N/A	N/A
No Pooling	N/A	N/A	N/A	N/A	N/A
No Pooling	N/A	N/A	N/A	N/A	N/A
No Pooling	N/A	N/A	N/A	N/A	N/A
No Pooling	N/A	N/A	N/A	N/A	N/A
No Pooling	N/A	N/A	N/A	N/A	N/A
No Pooling	N/A	N/A	N/A	N/A	N/A
No Pooling	N/A	N/A	N/A	N/A	N/A
No Pooling	N/A	N/A	N/A	N/A	N/A
No Pooling	N/A	N/A	N/A	N/A	N/A
No Pooling	N/A	N/A	N/A	N/A	N/A
No Pooling	N/A	N/A	N/A	N/A	N/A
No Pooling	No Pooling	No Pooling	No Pooling	No Pooling	No Pooling
N/A	No Pooling	No Pooling	No Pooling	No Pooling	No Pooling
No Pooling	No Pooling	No Pooling	No Pooling	No Pooling	No Pooling
No Pooling	No Pooling	No Pooling	No Pooling	No Pooling	No Pooling
N/A	No Pooling	No Pooling	No Pooling	No Pooling	No Pooling
No Pooling	No Pooling	No Pooling	No Pooling	No Pooling	No Pooling
No Pooling	N/A	N/A	N/A	N/A	N/A

Price Cap Tariff Review Plan
Verification of Recovered CMT Revenue

Total Jurisdiction
(a)

0
0

0
0

0

0

0

0
0

0

0

0

0
0
0

Price Cap Tariff Review Plan
 Calculation of EUCL Limits, PICC Rate and CCL Rates

Total Jurisdiction (a)	No Zone / Zone A (b)	Zone B (c)	Zone C (d)	Zone D (e)	Other Zone * (f)
0	0	0	0	0	0
0	0	0	0	0	0
0	0	0	0	0	0
0	0	0	0	0	0
0	N/A	N/A	N/A	N/A	N/A
0	N/A	N/A	N/A	N/A	N/A
0	N/A	N/A	N/A	N/A	N/A
0	N/A	N/A	N/A	N/A	N/A
0	N/A	N/A	N/A	N/A	N/A
0	N/A	N/A	N/A	N/A	N/A
0	N/A	N/A	N/A	N/A	N/A
6.50	N/A	N/A	N/A	N/A	N/A
7.00	N/A	N/A	N/A	N/A	N/A
9.20	N/A	N/A	N/A	N/A	N/A
0.000000	N/A	N/A	N/A	N/A	N/A
0.000000	N/A	N/A	N/A	N/A	N/A
0.000000	N/A	N/A	N/A	N/A	N/A
0.000000	N/A	N/A	N/A	N/A	N/A

Price Cap Tariff Review Plan
Manual Input of EUCL Rates - No PICC or MOU Rates

Total Jurisdiction
(a)

0
0

0

0.00
0.00
0.00

0.00
0.00
0.00

0
0
0
0

0

Price Cap Tariff Review Plan
 Calculation of Minimum & Maximum EU Rates

	Total Jurisdiction (a)	No Zone / Zone A (b)	Zone B (c)	Zone C (d)	Zone D (e)	Other Zone * (f)
	0	N/A	N/A	N/A	N/A	N/A
	0	N/A	N/A	N/A	N/A	N/A
	0	N/A	N/A	N/A	N/A	N/A
	0	0	0	0	0	0
N/A		0.00	0.00	0.00	0.00	0.00
N/A		0.00	0.00	0.00	0.00	0.00
	0	0	0	0	0	0
	0	N/A	N/A	N/A	N/A	N/A
	0	N/A	N/A	N/A	N/A	N/A
	0	0	0	0	0	0
	0	N/A	N/A	N/A	N/A	N/A
N/A		0	0	0	0	0
	0	N/A	N/A	N/A	N/A	N/A
	0	N/A	N/A	N/A	N/A	N/A
	0	N/A	N/A	N/A	N/A	N/A
	0	0	0	0	0	0
	0	N/A	N/A	N/A	N/A	N/A
	0	N/A	N/A	N/A	N/A	N/A
	0	N/A	N/A	N/A	N/A	N/A
	0	N/A	N/A	N/A	N/A	N/A
N/A		0.00	0.00	0.00	0.00	0.00
N/A		0.00	0.00	0.00	0.00	0.00
N/A		0.00	0.00	0.00	0.00	0.00
	0	0	0	0	0	0
	0	0	0	0	0	0
	0	0	0	0	0	0
	0	0	0	0	0	0
	0	N/A	N/A	N/A	N/A	N/A

Price Cap Tariff Review Plan
Allocation of Pool Revenues to MLB PICC & MLB EUCL

Total Jurisdiction (a)	No Zone / Zone A (b)	Zone B (c)	Zone C (d)	Zone D (e)	Other Zone * (f)
No Pooling	N/A	N/A	N/A	N/A	N/A
No Pooling	N/A	N/A	N/A	N/A	N/A
No Pooling	N/A	N/A	N/A	N/A	N/A
No Pooling	N/A	N/A	N/A	N/A	N/A
No Pooling	N/A	N/A	N/A	N/A	N/A
No Pooling	N/A	N/A	N/A	N/A	N/A
No Pooling	N/A	N/A	N/A	N/A	N/A
No Pooling	N/A	N/A	N/A	N/A	N/A
No Pooling	N/A	N/A	N/A	N/A	N/A
No Pooling	N/A	N/A	N/A	N/A	N/A
No Pooling	N/A	N/A	N/A	N/A	N/A
No Pooling	N/A	N/A	N/A	N/A	N/A
No Pooling	N/A	N/A	N/A	N/A	N/A
No Pooling	N/A	N/A	N/A	N/A	N/A
No Pooling	N/A	N/A	N/A	N/A	N/A
No Pooling	N/A	N/A	N/A	N/A	N/A
No Pooling	N/A	N/A	N/A	N/A	N/A
No Pooling	N/A	N/A	N/A	N/A	N/A
No Pooling	No Pooling	No Pooling	No Pooling	No Pooling	No Pooling
N/A	No Pooling	No Pooling	No Pooling	No Pooling	No Pooling
No Pooling	No Pooling	No Pooling	No Pooling	No Pooling	No Pooling
No Pooling	No Pooling	No Pooling	No Pooling	No Pooling	No Pooling
N/A	No Pooling	No Pooling	No Pooling	No Pooling	No Pooling
No Pooling	No Pooling	No Pooling	No Pooling	No Pooling	No Pooling
No Pooling	N/A	N/A	N/A	N/A	N/A

Price Cap Tariff Review Plan
Verification of Recovered CMT Revenue

Total Jurisdiction
(a)

0
0

0
0

0

0

0

0
0

0

0

0

0
0
0

Price Cap Tariff Review Plan
 Calculation of EUCL Limits, PICC Rate and CCL Rates

Total Jurisdiction (a)	No Zone / Zone A (b)	Zone B (c)	Zone C (d)	Zone D (e)	Other Zone (f)
0	0	0	0	0	0
0	0	0	0	0	0
0	0	0	0	0	0
0	0	0	0	0	0
0	N/A	N/A	N/A	N/A	N/A
0	N/A	N/A	N/A	N/A	N/A
0	N/A	N/A	N/A	N/A	N/A
0	N/A	N/A	N/A	N/A	N/A
0	N/A	N/A	N/A	N/A	N/A
0	N/A	N/A	N/A	N/A	N/A
0	N/A	N/A	N/A	N/A	N/A
6.50	N/A	N/A	N/A	N/A	N/A
7.00	N/A	N/A	N/A	N/A	N/A
9.20	N/A	N/A	N/A	N/A	N/A
0.000000	N/A	N/A	N/A	N/A	N/A
1.000000	N/A	N/A	N/A	N/A	N/A
0.000000	N/A	N/A	N/A	N/A	N/A
0.000000	N/A	N/A	N/A	N/A	N/A

Price Cap Tariff Review Plan
Manual Input of EUCL Rates - No PICC or MOU Rates

Total Jurisdiction
(a)

ok
ok
ok

Price Cap Tariff Review Plan
 Calculation of Minimum & Maximum EU Rates

Total Jurisdiction (a)	No Zone / Zone A (b)	Zone B (c)	Zone C (d)	Zone D (e)	Other Zone (f)
	N/A	N/A	N/A	N/A	N/A
	N/A	N/A	N/A	N/A	N/A
	N/A	N/A	N/A	N/A	N/A
N/A					
N/A					
	N/A	N/A	N/A	N/A	N/A
	N/A	N/A	N/A	N/A	N/A
	N/A	N/A	N/A	N/A	N/A
N/A					
	N/A	N/A	N/A	N/A	N/A
	N/A	N/A	N/A	N/A	N/A
	N/A	N/A	N/A	N/A	N/A
	N/A	N/A	N/A	N/A	N/A
	N/A	N/A	N/A	N/A	N/A
N/A					
N/A					
N/A					
	N/A	N/A	N/A	N/A	N/A

Price Cap Tariff Review Plan
Verification of Recovered CMT Revenue

Total Jurisdiction
(a)

0
0

0
0

0

0

0

Agg.Rate 0

Agg.Rate

0

0 ok

0

0

0

LEC	FCC	Delta	Flag
-----	-----	-------	------

		0.00	*
		0.00	*
		0.00	*
		0.00	*
		0.00	*
		0.00	*

0	0	0	*
0	0	0	*
0	0	0	*
0 Agg.Rate		0	*
0 Agg.Rate		0	*
0	0	0	*
0	0	0	*
0	0	0	*
			*
			*

Price Cap Tariff Review Plan
 Calculation of EUCL Limits, PICC Rate and CCL Rates

Total Jurisdiction (a)	No Zone / Zone A (b)	Zone B (c)	Zone C (d)	Zone D (e)	Other Zone (f)
0	0	0	0	0	0
0	0	0	0	0	0
0	0	0	0	0	0
0	0	0	0	0	0
0	N/A	N/A	N/A	N/A	N/A
0	N/A	N/A	N/A	N/A	N/A
0	N/A	N/A	N/A	N/A	N/A
0	N/A	N/A	N/A	N/A	N/A
0	N/A	N/A	N/A	N/A	N/A
0	N/A	N/A	N/A	N/A	N/A
0	N/A	N/A	N/A	N/A	N/A
0	N/A	N/A	N/A	N/A	N/A
6.50	N/A	N/A	N/A	N/A	N/A
7.00	N/A	N/A	N/A	N/A	N/A
9.20	N/A	N/A	N/A	N/A	N/A
0.000000	N/A	N/A	N/A	N/A	N/A
0.000000	N/A	N/A	N/A	N/A	N/A
0.0000	N/A	N/A	N/A	N/A	N/A
0.000000	N/A	N/A	N/A	N/A	N/A

Price Cap Tariff Review Plan
Manual Input of EUCL Rates - No PICC or MOU Rates

Total Jurisdiction
(a)

0
0

0

6.50
7.00
9.20

0.00 ok
0.00 ok
0.00 ok

0
0
0
0

0 ok

Price Cap Tariff Review Plan
 Calculation of Minimum & Maximum EU Rates

Total Jurisdiction (a)	No Zone / Zone A (b)	Zone B (c)	Zone C (d)	Zone D (e)	Other Zone (f)
CAP2	N/A	N/A	N/A	N/A	N/A
CAP2	N/A	N/A	N/A	N/A	N/A
CAP2	N/A	N/A	N/A	N/A	N/A
CAP2	CAP2	CAP2	CAP2	CAP2	CAP2
N/A	CAP2	CAP2	CAP2	CAP2	CAP2
N/A	CAP2	CAP2	CAP2	CAP2	CAP2
CAP2	CAP2	CAP2	CAP2	CAP2	CAP2
CAP2	N/A	N/A	N/A	N/A	N/A
CAP2	N/A	N/A	N/A	N/A	N/A
CAP2	CAP2	CAP2	CAP2	CAP2	CAP2
CAP2	N/A	N/A	N/A	N/A	N/A
N/A	CAP2	CAP2	CAP2	CAP2	CAP2
CAP2	N/A	N/A	N/A	N/A	N/A
CAP2	N/A	N/A	N/A	N/A	N/A
CAP2	CAP2	CAP2	CAP2	CAP2	CAP2
CAP2	N/A	N/A	N/A	N/A	N/A
CAP2	N/A	N/A	N/A	N/A	N/A
CAP2	N/A	N/A	N/A	N/A	N/A
CAP2	N/A	N/A	N/A	N/A	N/A
N/A	CAP2	CAP2	CAP2	CAP2	CAP2
N/A	CAP2	CAP2	CAP2	CAP2	CAP2
N/A	CAP2	CAP2	CAP2	CAP2	CAP2
CAP2	CAP2	CAP2	CAP2	CAP2	CAP2
CAP2	CAP2	CAP2	CAP2	CAP2	CAP2
CAP2	CAP2	CAP2	CAP2	CAP2	CAP2
CAP2	CAP2	CAP2	CAP2	CAP2	CAP2
CAP2	N/A	N/A	N/A	N/A	N/A

Price Cap Tariff Review Plan
Allocation of Pool Revenues to MLB PICC & MLB EUCL

Total Jurisdiction (a)	No Zone / Zone A (b)	Zone B (c)	Zone C (d)	Zone D (e)	Other Zone (f)
No Pooling	N/A	N/A	N/A	N/A	N/A
No Pooling	N/A	N/A	N/A	N/A	N/A
No Pooling	N/A	N/A	N/A	N/A	N/A
No Pooling	N/A	N/A	N/A	N/A	N/A
No Pooling	N/A	N/A	N/A	N/A	N/A
No Pooling	N/A	N/A	N/A	N/A	N/A
No Pooling	N/A	N/A	N/A	N/A	N/A
No Pooling	N/A	N/A	N/A	N/A	N/A
No Pooling	N/A	N/A	N/A	N/A	N/A
No Pooling	N/A	N/A	N/A	N/A	N/A
No Pooling	N/A	N/A	N/A	N/A	N/A
No Pooling	N/A	N/A	N/A	N/A	N/A
No Pooling	N/A	N/A	N/A	N/A	N/A
No Pooling	N/A	N/A	N/A	N/A	N/A
No Pooling	N/A	N/A	N/A	N/A	N/A
No Pooling	N/A	N/A	N/A	N/A	N/A
No Pooling	N/A	N/A	N/A	N/A	N/A
No Pooling	N/A	N/A	N/A	N/A	N/A
No Pooling	No Pooling	No Pooling	No Pooling	No Pooling	No Pooling
N/A	No Pooling	No Pooling	No Pooling	No Pooling	No Pooling
No Pooling	No Pooling	No Pooling	No Pooling	No Pooling	No Pooling
No Pooling	No Pooling	No Pooling	No Pooling	No Pooling	No Pooling
N/A	No Pooling	No Pooling	No Pooling	No Pooling	No Pooling
No Pooling	No Pooling	No Pooling	No Pooling	No Pooling	No Pooling
No Pooling	N/A	N/A	N/A	N/A	N/A

Price Cap Tariff Review Plan
Verification of Recovered CMT Revenue

Total Jurisdiction
(a)

0
0

0
0

0

0

0

Agg.Rate 0

Agg.Rate

0

0 ok

0

0

0

LEC	FCC	Delta	Flag
-----	-----	-------	------

0.00	*
0.00	*
0.00	*
0.00	*
0.00	*
0.00	*

CAP2	No Deaveraging Allowed
CAP2	No Deaveraging Allowed
CAP2	No Deaveraging Allowed

N/A	No Deaveraging Allowed
N/A	No Deaveraging Allowed
N/A	No Deaveraging Allowed

N/A	No Deaveraging Allowed
N/A	No Deaveraging Allowed
N/A	No Deaveraging Allowed

N/A	No Deaveraging Allowed
N/A	No Deaveraging Allowed
N/A	No Deaveraging Allowed
N/A	No Deaveraging Allowed
N/A	No Deaveraging Allowed

0	0	0	*
0	0	0	*
0	0	0	*
0 Agg.Rate		0	*
0 Agg.Rate		0	*
0	0	0	*
0	0	0	*
0	0	0	*
			*
			*

Price Cap Tariff Review Plan
 Calculation of EUCL Limits, PICC Rate and CCL Rates

Total Jurisdiction (a)	No Zone / Zone A (b)	Zone B (c)	Zone C (d)	Zone D (e)	Other Zone * (f)
0	0	0	0	0	0
0	0	0	0	0	0
0	0	0	0	0	0
0	0	0	0	0	0
0	N/A	N/A	N/A	N/A	N/A
0	N/A	N/A	N/A	N/A	N/A
0	N/A	N/A	N/A	N/A	N/A
0	N/A	N/A	N/A	N/A	N/A
0	N/A	N/A	N/A	N/A	N/A
0	N/A	N/A	N/A	N/A	N/A
0	N/A	N/A	N/A	N/A	N/A
6.50	N/A	N/A	N/A	N/A	N/A
7.00	N/A	N/A	N/A	N/A	N/A
9.20	N/A	N/A	N/A	N/A	N/A
0.000000	N/A	N/A	N/A	N/A	N/A
1.000000	N/A	N/A	N/A	N/A	N/A
1.000000	N/A	N/A	N/A	N/A	N/A
0.000000	N/A	N/A	N/A	N/A	N/A

Price Cap Tariff Review Plan
Manual Input of EUCL Rates - No PICC or MOU Rates

Total Jurisdiction
(a)

0
0

0

0.00
0.00
0.00

0.00
0.00
0.00

0
0
0
0

0

Price Cap Tariff Review Plan
 Calculation of Minimum & Maximum EU Rates

Total Jurisdiction (a)	No Zone / Zone A (b)	Zone B (c)	Zone C (d)	Zone D (e)	Other Zone * (f)
CAP2	N/A	N/A	N/A	N/A	N/A
CAP2	N/A	N/A	N/A	N/A	N/A
CAP2	N/A	N/A	N/A	N/A	N/A
CAP2	CAP2	CAP2	CAP2	CAP2	CAP2
N/A	CAP2	CAP2	CAP2	CAP2	CAP2
N/A	CAP2	CAP2	CAP2	CAP2	CAP2
CAP2	CAP2	CAP2	CAP2	CAP2	CAP2
CAP2	N/A	N/A	N/A	N/A	N/A
CAP2	N/A	N/A	N/A	N/A	N/A
CAP2	CAP2	CAP2	CAP2	CAP2	CAP2
CAP2	N/A	N/A	N/A	N/A	N/A
N/A	CAP2	CAP2	CAP2	CAP2	CAP2
CAP2	N/A	N/A	N/A	N/A	N/A
CAP2	N/A	N/A	N/A	N/A	N/A
CAP2	CAP2	CAP2	CAP2	CAP2	CAP2
CAP2	N/A	N/A	N/A	N/A	N/A
CAP2	N/A	N/A	N/A	N/A	N/A
CAP2	N/A	N/A	N/A	N/A	N/A
CAP2	N/A	N/A	N/A	N/A	N/A
CAP2	N/A	N/A	N/A	N/A	N/A
CAP2	N/A	N/A	N/A	N/A	N/A
N/A	CAP2	CAP2	CAP2	CAP2	CAP2
N/A	CAP2	CAP2	CAP2	CAP2	CAP2
N/A	CAP2	CAP2	CAP2	CAP2	CAP2
CAP2	CAP2	CAP2	CAP2	CAP2	CAP2
CAP2	CAP2	CAP2	CAP2	CAP2	CAP2
CAP2	CAP2	CAP2	CAP2	CAP2	CAP2
CAP2	CAP2	CAP2	CAP2	CAP2	CAP2
CAP2	N/A	N/A	N/A	N/A	N/A

Price Cap Tariff Review Plan
Allocation of Pool Revenues to MLB PICC & MLB EUCL

Total Jurisdiction (a)	No Zone / Zone A (b)	Zone B (c)	Zone C (d)	Zone D (e)	Other Zone * (f)
No Pooling	N/A	N/A	N/A	N/A	N/A
No Pooling	N/A	N/A	N/A	N/A	N/A
No Pooling	N/A	N/A	N/A	N/A	N/A
No Pooling	N/A	N/A	N/A	N/A	N/A
No Pooling	N/A	N/A	N/A	N/A	N/A
No Pooling	N/A	N/A	N/A	N/A	N/A
No Pooling	N/A	N/A	N/A	N/A	N/A
No Pooling	N/A	N/A	N/A	N/A	N/A
No Pooling	N/A	N/A	N/A	N/A	N/A
No Pooling	N/A	N/A	N/A	N/A	N/A
No Pooling	N/A	N/A	N/A	N/A	N/A
No Pooling	N/A	N/A	N/A	N/A	N/A
No Pooling	N/A	N/A	N/A	N/A	N/A
No Pooling	N/A	N/A	N/A	N/A	N/A
No Pooling	N/A	N/A	N/A	N/A	N/A
No Pooling	N/A	N/A	N/A	N/A	N/A
No Pooling	N/A	N/A	N/A	N/A	N/A
No Pooling	N/A	N/A	N/A	N/A	N/A
No Pooling	No Pooling	No Pooling	No Pooling	No Pooling	No Pooling
N/A	No Pooling	No Pooling	No Pooling	No Pooling	No Pooling
No Pooling	No Pooling	No Pooling	No Pooling	No Pooling	No Pooling
No Pooling	No Pooling	No Pooling	No Pooling	No Pooling	No Pooling
N/A	No Pooling	No Pooling	No Pooling	No Pooling	No Pooling
No Pooling	No Pooling	No Pooling	No Pooling	No Pooling	No Pooling
No Pooling	N/A	N/A	N/A	N/A	N/A

Price Cap Tariff Review Plan
Verification of Recovered CMT Revenue

Total Jurisdiction
(a)

0
0

0
0

0

0

0

0
0

0

0

0

0
0
0

Price Cap Tariff Review Plan
 Calculation of EUCL Limits, PICC Rate and CCL Rates

Total Jurisdiction (a)	No Zone / Zone A (b)	Zone B (c)	Zone C (d)	Zone D (e)	Other Zone * (f)
0	0	0	0	0	0
0	0	0	0	0	0
0	0	0	0	0	0
0	0	0	0	0	0
0	N/A	N/A	N/A	N/A	N/A
0	N/A	N/A	N/A	N/A	N/A
0	N/A	N/A	N/A	N/A	N/A
0	N/A	N/A	N/A	N/A	N/A
0	N/A	N/A	N/A	N/A	N/A
0	N/A	N/A	N/A	N/A	N/A
0	N/A	N/A	N/A	N/A	N/A
6.50	N/A	N/A	N/A	N/A	N/A
7.00	N/A	N/A	N/A	N/A	N/A
9.20	N/A	N/A	N/A	N/A	N/A
0.000000	N/A	N/A	N/A	N/A	N/A
0.000000	N/A	N/A	N/A	N/A	N/A
0.000000	N/A	N/A	N/A	N/A	N/A
0.000000	N/A	N/A	N/A	N/A	N/A

Price Cap Tariff Review Plan
Manual Input of EUCL Rates - No PICC or MOU Rates

Total Jurisdiction
(a)

0
0

0

0.00
0.00
0.00

0.00
0.00
0.00

0
0
0
0

0

Price Cap Tariff Review Plan
 Calculation of Minimum & Maximum EU Rates

	Total Jurisdiction (a)	No Zone / Zone A (b)	Zone B (c)	Zone C (d)	Zone D (e)	Other Zone * (f)
	0	N/A	N/A	N/A	N/A	N/A
	0	N/A	N/A	N/A	N/A	N/A
	0	N/A	N/A	N/A	N/A	N/A
	0	0	0	0	0	0
N/A		0.00	0.00	0.00	0.00	0.00
N/A		0.00	0.00	0.00	0.00	0.00
	0	0	0	0	0	0
	0	N/A	N/A	N/A	N/A	N/A
	0	N/A	N/A	N/A	N/A	N/A
	0	0	0	0	0	0
	0	N/A	N/A	N/A	N/A	N/A
N/A		0	0	0	0	0
	0	N/A	N/A	N/A	N/A	N/A
	0	N/A	N/A	N/A	N/A	N/A
	0	N/A	N/A	N/A	N/A	N/A
	0	N/A	N/A	N/A	N/A	N/A
	0	0	0	0	0	0
	0	0	0	0	0	0
	0	0	0	0	0	0
	0	0	0	0	0	0
	0	N/A	N/A	N/A	N/A	N/A
	0	N/A	N/A	N/A	N/A	N/A
	0	N/A	N/A	N/A	N/A	N/A
	0	N/A	N/A	N/A	N/A	N/A
N/A		0.00	0.00	0.00	0.00	0.00
N/A		0.00	0.00	0.00	0.00	0.00
N/A		0.00	0.00	0.00	0.00	0.00
	0	0	0	0	0	0
	0	0	0	0	0	0
	0	0	0	0	0	0
	0	0	0	0	0	0
	0	N/A	N/A	N/A	N/A	N/A

Price Cap Tariff Review Plan
Allocation of Pool Revenues to MLB PICC & MLB EUCL

Total Jurisdiction (a)	No Zone / Zone A (b)	Zone B (c)	Zone C (d)	Zone D (e)	Other Zone * (f)
No Pooling	N/A	N/A	N/A	N/A	N/A
No Pooling	N/A	N/A	N/A	N/A	N/A
No Pooling	N/A	N/A	N/A	N/A	N/A
No Pooling	N/A	N/A	N/A	N/A	N/A
No Pooling	N/A	N/A	N/A	N/A	N/A
No Pooling	N/A	N/A	N/A	N/A	N/A
No Pooling	N/A	N/A	N/A	N/A	N/A
No Pooling	N/A	N/A	N/A	N/A	N/A
No Pooling	N/A	N/A	N/A	N/A	N/A
No Pooling	N/A	N/A	N/A	N/A	N/A
No Pooling	N/A	N/A	N/A	N/A	N/A
No Pooling	N/A	N/A	N/A	N/A	N/A
No Pooling	N/A	N/A	N/A	N/A	N/A
No Pooling	N/A	N/A	N/A	N/A	N/A
No Pooling	N/A	N/A	N/A	N/A	N/A
No Pooling	No Pooling	No Pooling	No Pooling	No Pooling	No Pooling
N/A	No Pooling	No Pooling	No Pooling	No Pooling	No Pooling
No Pooling	No Pooling	No Pooling	No Pooling	No Pooling	No Pooling
No Pooling	No Pooling	No Pooling	No Pooling	No Pooling	No Pooling
N/A	No Pooling	No Pooling	No Pooling	No Pooling	No Pooling
No Pooling	No Pooling	No Pooling	No Pooling	No Pooling	No Pooling
No Pooling	N/A	N/A	N/A	N/A	N/A

Price Cap Tariff Review Plan
Verification of Recovered CMT Revenue

Total Jurisdiction
(a)

0
0

0
0

0

0

0

0
0

0

0

0

0
0
0

Price Cap Tariff Review Plan
 Calculation of EUCL Limits, PICC Rate and CCL Rates

Total Jurisdiction (a)	No Zone / Zone A (b)	Zone B (c)	Zone C (d)	Zone D (e)	Other Zone (f)
0	0	0	0	0	0
0	0	0	0	0	0
0	0	0	0	0	0
0	0	0	0	0	0
0	N/A	N/A	N/A	N/A	N/A
0	N/A	N/A	N/A	N/A	N/A
0	N/A	N/A	N/A	N/A	N/A
0	N/A	N/A	N/A	N/A	N/A
0	N/A	N/A	N/A	N/A	N/A
0	N/A	N/A	N/A	N/A	N/A
0	N/A	N/A	N/A	N/A	N/A
0	N/A	N/A	N/A	N/A	N/A
0	N/A	N/A	N/A	N/A	N/A
0	N/A	N/A	N/A	N/A	N/A
6.50	N/A	N/A	N/A	N/A	N/A
7.00	N/A	N/A	N/A	N/A	N/A
9.20	N/A	N/A	N/A	N/A	N/A
0.000000	N/A	N/A	N/A	N/A	N/A
1.000000	N/A	N/A	N/A	N/A	N/A
0.000000	N/A	N/A	N/A	N/A	N/A
0.000000	N/A	N/A	N/A	N/A	N/A

Price Cap Tariff Review Plan
Manual Input of EUCL Rates - No PICC or MOU Rates

Total Jurisdiction
(a)

ok
ok
ok

Price Cap Tariff Review Plan
 Calculation of Minimum & Maximum EU Rates

Total Jurisdiction (a)	No Zone / Zone A (b)	Zone B (c)	Zone C (d)	Zone D (e)	Other Zone (f)
	N/A	N/A	N/A	N/A	N/A
	N/A	N/A	N/A	N/A	N/A
	N/A	N/A	N/A	N/A	N/A
N/A					
N/A					
	N/A	N/A	N/A	N/A	N/A
	N/A	N/A	N/A	N/A	N/A
	N/A	N/A	N/A	N/A	N/A
N/A					
	N/A	N/A	N/A	N/A	N/A
	N/A	N/A	N/A	N/A	N/A
	N/A	N/A	N/A	N/A	N/A
	N/A	N/A	N/A	N/A	N/A
	N/A	N/A	N/A	N/A	N/A
N/A					
N/A					
N/A					
	N/A	N/A	N/A	N/A	N/A

Price Cap Tariff Review Plan
 Allocation of Pool Revenues to MLB PICC & MLB EUCL

Total Jurisdiction (a)	No Zone / Zone A (b)	Zone B (c)	Zone C (d)	Zone D (e)	Other Zone (f)
	N/A	N/A	N/A	N/A	N/A
	N/A	N/A	N/A	N/A	N/A
	N/A	N/A	N/A	N/A	N/A
	N/A	N/A	N/A	N/A	N/A
	N/A	N/A	N/A	N/A	N/A
	N/A	N/A	N/A	N/A	N/A
	N/A	N/A	N/A	N/A	N/A
	N/A	N/A	N/A	N/A	N/A
	N/A	N/A	N/A	N/A	N/A
	N/A	N/A	N/A	N/A	N/A
	N/A	N/A	N/A	N/A	N/A
N/A					
N/A					
	N/A	N/A	N/A	N/A	N/A

Price Cap Tariff Review Plan
Verification of Recovered CMT Revenue

Total Jurisdiction
(a)

0
0

0
0

0

0

0

Agg.Rate 0

Agg.Rate
0

0 ok

0
0
0

LEC	FCC	Delta	Flag
-----	-----	-------	------

		0.00	*
		0.00	*
		0.00	*
		0.00	*
		0.00	*
		0.00	*

0	0	0	*
0	0	0	*
0	0	0	*
0 Agg.Rate		0	*
0 Agg.Rate		0	*
0	0	0	*
0	0	0	*
0	0	0	*
			*
			*

Price Cap Tariff Review Plan
 Calculation of EUCL Limits, PICC Rate and CCL Rates

Total Jurisdiction (a)	No Zone / Zone A (b)	Zone B (c)	Zone C (d)	Zone D (e)	Other Zone (f)
0	0	0	0	0	0
0	0	0	0	0	0
0	0	0	0	0	0
0	0	0	0	0	0
0	N/A	N/A	N/A	N/A	N/A
0	N/A	N/A	N/A	N/A	N/A
0	N/A	N/A	N/A	N/A	N/A
0	N/A	N/A	N/A	N/A	N/A
0	N/A	N/A	N/A	N/A	N/A
0	N/A	N/A	N/A	N/A	N/A
0	N/A	N/A	N/A	N/A	N/A
0	N/A	N/A	N/A	N/A	N/A
6.50	N/A	N/A	N/A	N/A	N/A
7.00	N/A	N/A	N/A	N/A	N/A
9.20	N/A	N/A	N/A	N/A	N/A
0.000000	N/A	N/A	N/A	N/A	N/A
0.000000	N/A	N/A	N/A	N/A	N/A
0.0000	N/A	N/A	N/A	N/A	N/A
0.000000	N/A	N/A	N/A	N/A	N/A

Price Cap Tariff Review Plan
Manual Input of EUCL Rates - No PICC or MOU Rates

Total Jurisdiction
(a)

0
0

0

6.50
7.00
9.20

0.00 ok
0.00 ok
0.00 ok

0
0
0
0

0 ok

Price Cap Tariff Review Plan
 Calculation of Minimum & Maximum EU Rates

Total Jurisdiction (a)	No Zone / Zone A (b)	Zone B (c)	Zone C (d)	Zone D (e)	Other Zone (f)
CAP2	N/A	N/A	N/A	N/A	N/A
CAP2	N/A	N/A	N/A	N/A	N/A
CAP2	N/A	N/A	N/A	N/A	N/A
CAP2	CAP2	CAP2	CAP2	CAP2	CAP2
N/A	CAP2	CAP2	CAP2	CAP2	CAP2
N/A	CAP2	CAP2	CAP2	CAP2	CAP2
CAP2	CAP2	CAP2	CAP2	CAP2	CAP2
CAP2	N/A	N/A	N/A	N/A	N/A
CAP2	N/A	N/A	N/A	N/A	N/A
CAP2	CAP2	CAP2	CAP2	CAP2	CAP2
CAP2	N/A	N/A	N/A	N/A	N/A
N/A	CAP2	CAP2	CAP2	CAP2	CAP2
CAP2	N/A	N/A	N/A	N/A	N/A
CAP2	N/A	N/A	N/A	N/A	N/A
CAP2	CAP2	CAP2	CAP2	CAP2	CAP2
CAP2	N/A	N/A	N/A	N/A	N/A
CAP2	N/A	N/A	N/A	N/A	N/A
CAP2	N/A	N/A	N/A	N/A	N/A
CAP2	CAP2	CAP2	CAP2	CAP2	CAP2
N/A	CAP2	CAP2	CAP2	CAP2	CAP2
N/A	CAP2	CAP2	CAP2	CAP2	CAP2
N/A	CAP2	CAP2	CAP2	CAP2	CAP2
CAP2	CAP2	CAP2	CAP2	CAP2	CAP2
CAP2	CAP2	CAP2	CAP2	CAP2	CAP2
CAP2	CAP2	CAP2	CAP2	CAP2	CAP2
CAP2	CAP2	CAP2	CAP2	CAP2	CAP2
CAP2	N/A	N/A	N/A	N/A	N/A

Price Cap Tariff Review Plan
 Allocation of Pool Revenues to MLB PICC & MLB EUCL

Total Jurisdiction (a)	No Zone / Zone A (b)	Zone B (c)	Zone C (d)	Zone D (e)	Other Zone (f)
No Pooling	N/A	N/A	N/A	N/A	N/A
No Pooling	N/A	N/A	N/A	N/A	N/A
No Pooling	N/A	N/A	N/A	N/A	N/A
No Pooling	N/A	N/A	N/A	N/A	N/A
No Pooling	N/A	N/A	N/A	N/A	N/A
No Pooling	N/A	N/A	N/A	N/A	N/A
No Pooling	N/A	N/A	N/A	N/A	N/A
No Pooling	N/A	N/A	N/A	N/A	N/A
No Pooling	N/A	N/A	N/A	N/A	N/A
No Pooling	N/A	N/A	N/A	N/A	N/A
No Pooling	N/A	N/A	N/A	N/A	N/A
No Pooling	N/A	N/A	N/A	N/A	N/A
No Pooling	N/A	N/A	N/A	N/A	N/A
No Pooling	N/A	N/A	N/A	N/A	N/A
No Pooling	N/A	N/A	N/A	N/A	N/A
No Pooling	N/A	N/A	N/A	N/A	N/A
No Pooling	No Pooling	No Pooling	No Pooling	No Pooling	No Pooling
N/A	No Pooling	No Pooling	No Pooling	No Pooling	No Pooling
No Pooling	No Pooling	No Pooling	No Pooling	No Pooling	No Pooling
No Pooling	No Pooling	No Pooling	No Pooling	No Pooling	No Pooling
N/A	No Pooling	No Pooling	No Pooling	No Pooling	No Pooling
No Pooling	No Pooling	No Pooling	No Pooling	No Pooling	No Pooling
No Pooling	N/A	N/A	N/A	N/A	N/A

Price Cap Tariff Review Plan
Verification of Recovered CMT Revenue

Total Jurisdiction
(a)

0
0

0
0

0

0

0

Agg.Rate 0

Agg.Rate
0

0 ok

0
0
0

LEC	FCC	Delta	Flag
-----	-----	-------	------

0.00	*
0.00	*
0.00	*
0.00	*
0.00	*
0.00	*

CAP2	No Deaveraging Allowed
CAP2	No Deaveraging Allowed
CAP2	No Deaveraging Allowed

N/A	No Deaveraging Allowed
N/A	No Deaveraging Allowed
N/A	No Deaveraging Allowed

N/A	No Deaveraging Allowed
N/A	No Deaveraging Allowed
N/A	No Deaveraging Allowed

N/A	No Deaveraging Allowed
N/A	No Deaveraging Allowed
N/A	No Deaveraging Allowed
N/A	No Deaveraging Allowed
N/A	No Deaveraging Allowed

0	0	0	*
0	0	0	*
0	0	0	*
0 Agg.Rate		0	*
0 Agg.Rate		0	*
0	0	0	*
0	0	0	*
0	0	0	*
			*
			*

Price Cap Tariff Review Plan
 Calculation of EUCL Limits, PICC Rate and CCL Rates

Total Jurisdiction (a)	No Zone / Zone A (b)	Zone B (c)	Zone C (d)	Zone D (e)	Other Zone * (f)
0	0	0	0	0	0
0	0	0	0	0	0
0	0	0	0	0	0
0	0	0	0	0	0
0	N/A	N/A	N/A	N/A	N/A
0	N/A	N/A	N/A	N/A	N/A
0	N/A	N/A	N/A	N/A	N/A
0	N/A	N/A	N/A	N/A	N/A
0	N/A	N/A	N/A	N/A	N/A
0	N/A	N/A	N/A	N/A	N/A
0	N/A	N/A	N/A	N/A	N/A
6.50	N/A	N/A	N/A	N/A	N/A
7.00	N/A	N/A	N/A	N/A	N/A
9.20	N/A	N/A	N/A	N/A	N/A
0.000000	N/A	N/A	N/A	N/A	N/A
1.000000	N/A	N/A	N/A	N/A	N/A
1.000000	N/A	N/A	N/A	N/A	N/A
0.000000	N/A	N/A	N/A	N/A	N/A

Price Cap Tariff Review Plan
Manual Input of EUCL Rates - No PICC or MOU Rates

Total Jurisdiction
(a)

0
0

0

0.00
0.00
0.00

0.00
0.00
0.00

0
0
0
0

0

Price Cap Tariff Review Plan
 Calculation of Minimum & Maximum EU Rates

Total Jurisdiction (a)	No Zone / Zone A (b)	Zone B (c)	Zone C (d)	Zone D (e)	Other Zone * (f)
CAP2	N/A	N/A	N/A	N/A	N/A
CAP2	N/A	N/A	N/A	N/A	N/A
CAP2	N/A	N/A	N/A	N/A	N/A
CAP2	CAP2	CAP2	CAP2	CAP2	CAP2
N/A	CAP2	CAP2	CAP2	CAP2	CAP2
N/A	CAP2	CAP2	CAP2	CAP2	CAP2
CAP2	CAP2	CAP2	CAP2	CAP2	CAP2
CAP2	N/A	N/A	N/A	N/A	N/A
CAP2	N/A	N/A	N/A	N/A	N/A
CAP2	CAP2	CAP2	CAP2	CAP2	CAP2
CAP2	N/A	N/A	N/A	N/A	N/A
N/A	CAP2	CAP2	CAP2	CAP2	CAP2
CAP2	N/A	N/A	N/A	N/A	N/A
CAP2	N/A	N/A	N/A	N/A	N/A
CAP2	CAP2	CAP2	CAP2	CAP2	CAP2
CAP2	N/A	N/A	N/A	N/A	N/A
CAP2	N/A	N/A	N/A	N/A	N/A
CAP2	N/A	N/A	N/A	N/A	N/A
CAP2	N/A	N/A	N/A	N/A	N/A
CAP2	N/A	N/A	N/A	N/A	N/A
CAP2	N/A	N/A	N/A	N/A	N/A
N/A	CAP2	CAP2	CAP2	CAP2	CAP2
N/A	CAP2	CAP2	CAP2	CAP2	CAP2
N/A	CAP2	CAP2	CAP2	CAP2	CAP2
CAP2	CAP2	CAP2	CAP2	CAP2	CAP2
CAP2	CAP2	CAP2	CAP2	CAP2	CAP2
CAP2	CAP2	CAP2	CAP2	CAP2	CAP2
CAP2	CAP2	CAP2	CAP2	CAP2	CAP2
CAP2	N/A	N/A	N/A	N/A	N/A

Price Cap Tariff Review Plan
Allocation of Pool Revenues to MLB PICC & MLB EUCL

Total Jurisdiction (a)	No Zone / Zone A (b)	Zone B (c)	Zone C (d)	Zone D (e)	Other Zone * (f)
No Pooling	N/A	N/A	N/A	N/A	N/A
No Pooling	N/A	N/A	N/A	N/A	N/A
No Pooling	N/A	N/A	N/A	N/A	N/A
No Pooling	N/A	N/A	N/A	N/A	N/A
No Pooling	N/A	N/A	N/A	N/A	N/A
No Pooling	N/A	N/A	N/A	N/A	N/A
No Pooling	N/A	N/A	N/A	N/A	N/A
No Pooling	N/A	N/A	N/A	N/A	N/A
No Pooling	N/A	N/A	N/A	N/A	N/A
No Pooling	N/A	N/A	N/A	N/A	N/A
No Pooling	N/A	N/A	N/A	N/A	N/A
No Pooling	N/A	N/A	N/A	N/A	N/A
No Pooling	N/A	N/A	N/A	N/A	N/A
No Pooling	N/A	N/A	N/A	N/A	N/A
No Pooling	N/A	N/A	N/A	N/A	N/A
No Pooling	N/A	N/A	N/A	N/A	N/A
No Pooling	N/A	N/A	N/A	N/A	N/A
No Pooling	N/A	N/A	N/A	N/A	N/A
No Pooling	No Pooling	No Pooling	No Pooling	No Pooling	No Pooling
N/A	No Pooling	No Pooling	No Pooling	No Pooling	No Pooling
No Pooling	No Pooling	No Pooling	No Pooling	No Pooling	No Pooling
No Pooling	No Pooling	No Pooling	No Pooling	No Pooling	No Pooling
N/A	No Pooling	No Pooling	No Pooling	No Pooling	No Pooling
No Pooling	No Pooling	No Pooling	No Pooling	No Pooling	No Pooling
No Pooling	N/A	N/A	N/A	N/A	N/A

Price Cap Tariff Review Plan
Verification of Recovered CMT Revenue

Total Jurisdiction
(a)

0
0

0
0

0

0

0

0
0

0

0

0

0
0
0

Price Cap Tariff Review Plan
 Calculation of EUCL Limits, PICC Rate and CCL Rates

Total Jurisdiction (a)	No Zone / Zone A (b)	Zone B (c)	Zone C (d)	Zone D (e)	Other Zone * (f)
0	0	0	0	0	0
0	0	0	0	0	0
0	0	0	0	0	0
0	0	0	0	0	0
0	N/A	N/A	N/A	N/A	N/A
0	N/A	N/A	N/A	N/A	N/A
0	N/A	N/A	N/A	N/A	N/A
0	N/A	N/A	N/A	N/A	N/A
0	N/A	N/A	N/A	N/A	N/A
0	N/A	N/A	N/A	N/A	N/A
0	N/A	N/A	N/A	N/A	N/A
6.50	N/A	N/A	N/A	N/A	N/A
7.00	N/A	N/A	N/A	N/A	N/A
9.20	N/A	N/A	N/A	N/A	N/A
0.000000	N/A	N/A	N/A	N/A	N/A
0.000000	N/A	N/A	N/A	N/A	N/A
0.000000	N/A	N/A	N/A	N/A	N/A
0.000000	N/A	N/A	N/A	N/A	N/A

Price Cap Tariff Review Plan
Manual Input of EUCL Rates - No PICC or MOU Rates

Total Jurisdiction
(a)

0
0

0

0.00
0.00
0.00

0.00
0.00
0.00

0
0
0
0

0

Price Cap Tariff Review Plan
 Calculation of Minimum & Maximum EU Rates

	Total Jurisdiction (a)	No Zone / Zone A (b)	Zone B (c)	Zone C (d)	Zone D (e)	Other Zone * (f)
	0	N/A	N/A	N/A	N/A	N/A
	0	N/A	N/A	N/A	N/A	N/A
	0	N/A	N/A	N/A	N/A	N/A
	0	0	0	0	0	0
N/A		0.00	0.00	0.00	0.00	0.00
N/A		0.00	0.00	0.00	0.00	0.00
	0	0	0	0	0	0
	0	N/A	N/A	N/A	N/A	N/A
	0	N/A	N/A	N/A	N/A	N/A
	0	0	0	0	0	0
	0	N/A	N/A	N/A	N/A	N/A
N/A		0	0	0	0	0
	0	N/A	N/A	N/A	N/A	N/A
	0	N/A	N/A	N/A	N/A	N/A
	0	N/A	N/A	N/A	N/A	N/A
	0	0	0	0	0	0
	0	N/A	N/A	N/A	N/A	N/A
	0	N/A	N/A	N/A	N/A	N/A
	0	N/A	N/A	N/A	N/A	N/A
	0	N/A	N/A	N/A	N/A	N/A
N/A		0.00	0.00	0.00	0.00	0.00
N/A		0.00	0.00	0.00	0.00	0.00
N/A		0.00	0.00	0.00	0.00	0.00
	0	0	0	0	0	0
	0	0	0	0	0	0
	0	0	0	0	0	0
	0	0	0	0	0	0
	0	N/A	N/A	N/A	N/A	N/A

Price Cap Tariff Review Plan
Allocation of Pool Revenues to MLB PICC & MLB EUCL

Total Jurisdiction (a)	No Zone / Zone A (b)	Zone B (c)	Zone C (d)	Zone D (e)	Other Zone * (f)
No Pooling	N/A	N/A	N/A	N/A	N/A
No Pooling	N/A	N/A	N/A	N/A	N/A
No Pooling	N/A	N/A	N/A	N/A	N/A
No Pooling	N/A	N/A	N/A	N/A	N/A
No Pooling	N/A	N/A	N/A	N/A	N/A
No Pooling	N/A	N/A	N/A	N/A	N/A
No Pooling	N/A	N/A	N/A	N/A	N/A
No Pooling	N/A	N/A	N/A	N/A	N/A
No Pooling	N/A	N/A	N/A	N/A	N/A
No Pooling	N/A	N/A	N/A	N/A	N/A
No Pooling	N/A	N/A	N/A	N/A	N/A
No Pooling	N/A	N/A	N/A	N/A	N/A
No Pooling	N/A	N/A	N/A	N/A	N/A
No Pooling	N/A	N/A	N/A	N/A	N/A
No Pooling	N/A	N/A	N/A	N/A	N/A
No Pooling	No Pooling	No Pooling	No Pooling	No Pooling	No Pooling
N/A	No Pooling	No Pooling	No Pooling	No Pooling	No Pooling
No Pooling	No Pooling	No Pooling	No Pooling	No Pooling	No Pooling
No Pooling	No Pooling	No Pooling	No Pooling	No Pooling	No Pooling
N/A	No Pooling	No Pooling	No Pooling	No Pooling	No Pooling
No Pooling	No Pooling	No Pooling	No Pooling	No Pooling	No Pooling
No Pooling	N/A	N/A	N/A	N/A	N/A

Price Cap Tariff Review Plan
Verification of Recovered CMT Revenue

Total Jurisdiction
(a)

0
0

0
0

0

0

0

0
0

0

0

0

0
0
0

Price Cap Tariff Review Plan
 Calculation of EUCL Limits, PICC Rate and CCL Rates

Total Jurisdiction (a)	No Zone / Zone A (b)	Zone B (c)	Zone C (d)	Zone D (e)	Other Zone (f)
0	0	0	0	0	0
0	0	0	0	0	0
0	0	0	0	0	0
0	0	0	0	0	0
0	N/A	N/A	N/A	N/A	N/A
0	N/A	N/A	N/A	N/A	N/A
0	N/A	N/A	N/A	N/A	N/A
0	N/A	N/A	N/A	N/A	N/A
0	N/A	N/A	N/A	N/A	N/A
0	N/A	N/A	N/A	N/A	N/A
0	N/A	N/A	N/A	N/A	N/A
0	N/A	N/A	N/A	N/A	N/A
6.50	N/A	N/A	N/A	N/A	N/A
7.00	N/A	N/A	N/A	N/A	N/A
9.20	N/A	N/A	N/A	N/A	N/A
0.000000	N/A	N/A	N/A	N/A	N/A
1.000000	N/A	N/A	N/A	N/A	N/A
0.000000	N/A	N/A	N/A	N/A	N/A
0.000000	N/A	N/A	N/A	N/A	N/A

Price Cap Tariff Review Plan
Manual Input of EUCL Rates - No PICC or MOU Rates

Total Jurisdiction
(a)

ok
ok
ok

Price Cap Tariff Review Plan
 Calculation of Minimum & Maximum EU Rates

Total Jurisdiction (a)	No Zone / Zone A (b)	Zone B (c)	Zone C (d)	Zone D (e)	Other Zone (f)
	N/A	N/A	N/A	N/A	N/A
	N/A	N/A	N/A	N/A	N/A
	N/A	N/A	N/A	N/A	N/A
N/A					
N/A					
	N/A	N/A	N/A	N/A	N/A
	N/A	N/A	N/A	N/A	N/A
	N/A	N/A	N/A	N/A	N/A
N/A					
	N/A	N/A	N/A	N/A	N/A
	N/A	N/A	N/A	N/A	N/A
	N/A	N/A	N/A	N/A	N/A
	N/A	N/A	N/A	N/A	N/A
	N/A	N/A	N/A	N/A	N/A
N/A					
N/A					
N/A					
	N/A	N/A	N/A	N/A	N/A

Price Cap Tariff Review Plan
 Allocation of Pool Revenues to MLB PICC & MLB EUCL

Total Jurisdiction (a)	No Zone / Zone A (b)	Zone B (c)	Zone C (d)	Zone D (e)	Other Zone (f)
	N/A	N/A	N/A	N/A	N/A
	N/A	N/A	N/A	N/A	N/A
	N/A	N/A	N/A	N/A	N/A
	N/A	N/A	N/A	N/A	N/A
	N/A	N/A	N/A	N/A	N/A
	N/A	N/A	N/A	N/A	N/A
	N/A	N/A	N/A	N/A	N/A
	N/A	N/A	N/A	N/A	N/A
	N/A	N/A	N/A	N/A	N/A
	N/A	N/A	N/A	N/A	N/A
	N/A	N/A	N/A	N/A	N/A
	N/A	N/A	N/A	N/A	N/A
	N/A	N/A	N/A	N/A	N/A
	N/A	N/A	N/A	N/A	N/A
	N/A	N/A	N/A	N/A	N/A
N/A					
N/A					
	N/A	N/A	N/A	N/A	N/A

Price Cap Tariff Review Plan
Verification of Recovered CMT Revenue

Total Jurisdiction
(a)

0
0

0
0

0

0

0

Agg.Rate 0

Agg.Rate

0

0 ok

0

0

0

LEC	FCC	Delta	Flag
-----	-----	-------	------

		0.00	*
		0.00	*
		0.00	*
		0.00	*
		0.00	*
		0.00	*

0	0	0	*
0	0	0	*
0	0	0	*
0 Agg.Rate		0	*
0 Agg.Rate		0	*
0	0	0	*
0	0	0	*
0	0	0	*
			*
			*

Price Cap Tariff Review Plan
 Calculation of EUCL Limits, PICC Rate and CCL Rates

Total Jurisdiction (a)	No Zone / Zone A (b)	Zone B (c)	Zone C (d)	Zone D (e)	Other Zone (f)
0	0	0	0	0	0
0	0	0	0	0	0
0	0	0	0	0	0
0	0	0	0	0	0
0	N/A	N/A	N/A	N/A	N/A
0	N/A	N/A	N/A	N/A	N/A
0	N/A	N/A	N/A	N/A	N/A
0	N/A	N/A	N/A	N/A	N/A
0	N/A	N/A	N/A	N/A	N/A
0	N/A	N/A	N/A	N/A	N/A
0	N/A	N/A	N/A	N/A	N/A
0	N/A	N/A	N/A	N/A	N/A
6.50	N/A	N/A	N/A	N/A	N/A
7.00	N/A	N/A	N/A	N/A	N/A
9.20	N/A	N/A	N/A	N/A	N/A
0.000000	N/A	N/A	N/A	N/A	N/A
0.000000	N/A	N/A	N/A	N/A	N/A
0.0000	N/A	N/A	N/A	N/A	N/A
0.000000	N/A	N/A	N/A	N/A	N/A

Price Cap Tariff Review Plan
Manual Input of EUCL Rates - No PICC or MOU Rates

Total Jurisdiction
(a)

0
0

0

6.50
7.00
9.20

0.00 ok
0.00 ok
0.00 ok

0
0
0
0

0 ok

Price Cap Tariff Review Plan
 Calculation of Minimum & Maximum EU Rates

Total Jurisdiction (a)	No Zone / Zone A (b)	Zone B (c)	Zone C (d)	Zone D (e)	Other Zone (f)
CAP2	N/A	N/A	N/A	N/A	N/A
CAP2	N/A	N/A	N/A	N/A	N/A
CAP2	N/A	N/A	N/A	N/A	N/A
CAP2	CAP2	CAP2	CAP2	CAP2	CAP2
N/A	CAP2	CAP2	CAP2	CAP2	CAP2
N/A	CAP2	CAP2	CAP2	CAP2	CAP2
CAP2	CAP2	CAP2	CAP2	CAP2	CAP2
CAP2	N/A	N/A	N/A	N/A	N/A
CAP2	N/A	N/A	N/A	N/A	N/A
CAP2	CAP2	CAP2	CAP2	CAP2	CAP2
CAP2	N/A	N/A	N/A	N/A	N/A
N/A	CAP2	CAP2	CAP2	CAP2	CAP2
CAP2	N/A	N/A	N/A	N/A	N/A
CAP2	N/A	N/A	N/A	N/A	N/A
CAP2	CAP2	CAP2	CAP2	CAP2	CAP2
CAP2	N/A	N/A	N/A	N/A	N/A
CAP2	N/A	N/A	N/A	N/A	N/A
CAP2	N/A	N/A	N/A	N/A	N/A
CAP2	CAP2	CAP2	CAP2	CAP2	CAP2
N/A	CAP2	CAP2	CAP2	CAP2	CAP2
N/A	CAP2	CAP2	CAP2	CAP2	CAP2
N/A	CAP2	CAP2	CAP2	CAP2	CAP2
CAP2	CAP2	CAP2	CAP2	CAP2	CAP2
CAP2	CAP2	CAP2	CAP2	CAP2	CAP2
CAP2	CAP2	CAP2	CAP2	CAP2	CAP2
CAP2	CAP2	CAP2	CAP2	CAP2	CAP2
CAP2	N/A	N/A	N/A	N/A	N/A

Price Cap Tariff Review Plan
 Allocation of Pool Revenues to MLB PICC & MLB EUCL

Total Jurisdiction (a)	No Zone / Zone A (b)	Zone B (c)	Zone C (d)	Zone D (e)	Other Zone (f)
No Pooling	N/A	N/A	N/A	N/A	N/A
No Pooling	N/A	N/A	N/A	N/A	N/A
No Pooling	N/A	N/A	N/A	N/A	N/A
No Pooling	N/A	N/A	N/A	N/A	N/A
No Pooling	N/A	N/A	N/A	N/A	N/A
No Pooling	N/A	N/A	N/A	N/A	N/A
No Pooling	N/A	N/A	N/A	N/A	N/A
No Pooling	N/A	N/A	N/A	N/A	N/A
No Pooling	N/A	N/A	N/A	N/A	N/A
No Pooling	N/A	N/A	N/A	N/A	N/A
No Pooling	N/A	N/A	N/A	N/A	N/A
No Pooling	N/A	N/A	N/A	N/A	N/A
No Pooling	N/A	N/A	N/A	N/A	N/A
No Pooling	N/A	N/A	N/A	N/A	N/A
No Pooling	N/A	N/A	N/A	N/A	N/A
No Pooling	N/A	N/A	N/A	N/A	N/A
No Pooling	N/A	N/A	N/A	N/A	N/A
No Pooling	N/A	N/A	N/A	N/A	N/A
No Pooling	No Pooling	No Pooling	No Pooling	No Pooling	No Pooling
N/A	No Pooling	No Pooling	No Pooling	No Pooling	No Pooling
No Pooling	No Pooling	No Pooling	No Pooling	No Pooling	No Pooling
No Pooling	No Pooling	No Pooling	No Pooling	No Pooling	No Pooling
N/A	No Pooling	No Pooling	No Pooling	No Pooling	No Pooling
No Pooling	No Pooling	No Pooling	No Pooling	No Pooling	No Pooling
No Pooling	N/A	N/A	N/A	N/A	N/A

Price Cap Tariff Review Plan
Verification of Recovered CMT Revenue

Total Jurisdiction
(a)

0
0

0
0

0

0

0

Agg.Rate 0

Agg.Rate

0

0 ok

0
0
0

LEC	FCC	Delta	Flag
-----	-----	-------	------

0.00	*
0.00	*
0.00	*
0.00	*
0.00	*
0.00	*

CAP2	No Deaveraging Allowed
CAP2	No Deaveraging Allowed
CAP2	No Deaveraging Allowed

N/A	No Deaveraging Allowed
N/A	No Deaveraging Allowed
N/A	No Deaveraging Allowed

N/A	No Deaveraging Allowed
N/A	No Deaveraging Allowed
N/A	No Deaveraging Allowed

N/A	No Deaveraging Allowed
N/A	No Deaveraging Allowed
N/A	No Deaveraging Allowed
N/A	No Deaveraging Allowed
N/A	No Deaveraging Allowed

0	0	0	*
0	0	0	*
0	0	0	*
0 Agg.Rate		0	*
0 Agg.Rate		0	*
0	0	0	*
0	0	0	*
0	0	0	*
			*
			*

Price Cap Tariff Review Plan
 Calculation of EUCL Limits, PICC Rate and CCL Rates

Total Jurisdiction (a)	No Zone / Zone A (b)	Zone B (c)	Zone C (d)	Zone D (e)	Other Zone * (f)
0	0	0	0	0	0
0	0	0	0	0	0
0	0	0	0	0	0
0	0	0	0	0	0
0	N/A	N/A	N/A	N/A	N/A
0	N/A	N/A	N/A	N/A	N/A
0	N/A	N/A	N/A	N/A	N/A
0	N/A	N/A	N/A	N/A	N/A
0	N/A	N/A	N/A	N/A	N/A
0	N/A	N/A	N/A	N/A	N/A
0	N/A	N/A	N/A	N/A	N/A
6.50	N/A	N/A	N/A	N/A	N/A
7.00	N/A	N/A	N/A	N/A	N/A
9.20	N/A	N/A	N/A	N/A	N/A
0.000000	N/A	N/A	N/A	N/A	N/A
1.000000	N/A	N/A	N/A	N/A	N/A
1.000000	N/A	N/A	N/A	N/A	N/A
0.000000	N/A	N/A	N/A	N/A	N/A

Price Cap Tariff Review Plan
Manual Input of EUCL Rates - No PICC or MOU Rates

Total Jurisdiction
(a)

0
0

0

0.00
0.00
0.00

0.00
0.00
0.00

0
0
0
0

0

Price Cap Tariff Review Plan
 Calculation of Minimum & Maximum EU Rates

Total Jurisdiction (a)	No Zone / Zone A (b)	Zone B (c)	Zone C (d)	Zone D (e)	Other Zone * (f)
CAP2	N/A	N/A	N/A	N/A	N/A
CAP2	N/A	N/A	N/A	N/A	N/A
CAP2	N/A	N/A	N/A	N/A	N/A
CAP2	CAP2	CAP2	CAP2	CAP2	CAP2
N/A	CAP2	CAP2	CAP2	CAP2	CAP2
N/A	CAP2	CAP2	CAP2	CAP2	CAP2
CAP2	CAP2	CAP2	CAP2	CAP2	CAP2
CAP2	N/A	N/A	N/A	N/A	N/A
CAP2	N/A	N/A	N/A	N/A	N/A
CAP2	CAP2	CAP2	CAP2	CAP2	CAP2
CAP2	N/A	N/A	N/A	N/A	N/A
N/A	CAP2	CAP2	CAP2	CAP2	CAP2
CAP2	N/A	N/A	N/A	N/A	N/A
CAP2	N/A	N/A	N/A	N/A	N/A
CAP2	CAP2	CAP2	CAP2	CAP2	CAP2
CAP2	N/A	N/A	N/A	N/A	N/A
CAP2	N/A	N/A	N/A	N/A	N/A
CAP2	N/A	N/A	N/A	N/A	N/A
CAP2	N/A	N/A	N/A	N/A	N/A
CAP2	N/A	N/A	N/A	N/A	N/A
CAP2	N/A	N/A	N/A	N/A	N/A
N/A	CAP2	CAP2	CAP2	CAP2	CAP2
N/A	CAP2	CAP2	CAP2	CAP2	CAP2
N/A	CAP2	CAP2	CAP2	CAP2	CAP2
CAP2	CAP2	CAP2	CAP2	CAP2	CAP2
CAP2	CAP2	CAP2	CAP2	CAP2	CAP2
CAP2	CAP2	CAP2	CAP2	CAP2	CAP2
CAP2	CAP2	CAP2	CAP2	CAP2	CAP2
CAP2	N/A	N/A	N/A	N/A	N/A

Price Cap Tariff Review Plan
Allocation of Pool Revenues to MLB PICC & MLB EUCL

Total Jurisdiction (a)	No Zone / Zone A (b)	Zone B (c)	Zone C (d)	Zone D (e)	Other Zone * (f)
No Pooling	N/A	N/A	N/A	N/A	N/A
No Pooling	N/A	N/A	N/A	N/A	N/A
No Pooling	N/A	N/A	N/A	N/A	N/A
No Pooling	N/A	N/A	N/A	N/A	N/A
No Pooling	N/A	N/A	N/A	N/A	N/A
No Pooling	N/A	N/A	N/A	N/A	N/A
No Pooling	N/A	N/A	N/A	N/A	N/A
No Pooling	N/A	N/A	N/A	N/A	N/A
No Pooling	N/A	N/A	N/A	N/A	N/A
No Pooling	N/A	N/A	N/A	N/A	N/A
No Pooling	N/A	N/A	N/A	N/A	N/A
No Pooling	N/A	N/A	N/A	N/A	N/A
No Pooling	N/A	N/A	N/A	N/A	N/A
No Pooling	N/A	N/A	N/A	N/A	N/A
No Pooling	N/A	N/A	N/A	N/A	N/A
No Pooling	No Pooling	No Pooling	No Pooling	No Pooling	No Pooling
N/A	No Pooling	No Pooling	No Pooling	No Pooling	No Pooling
No Pooling	No Pooling	No Pooling	No Pooling	No Pooling	No Pooling
No Pooling	No Pooling	No Pooling	No Pooling	No Pooling	No Pooling
N/A	No Pooling	No Pooling	No Pooling	No Pooling	No Pooling
No Pooling	No Pooling	No Pooling	No Pooling	No Pooling	No Pooling
No Pooling	N/A	N/A	N/A	N/A	N/A

Price Cap Tariff Review Plan
Verification of Recovered CMT Revenue

Total Jurisdiction
(a)

0
0

0
0

0

0

0

0
0

0

0

0

0
0
0

Price Cap Tariff Review Plan
 Calculation of EUCL Limits, PICC Rate and CCL Rates

Total Jurisdiction (a)	No Zone / Zone A (b)	Zone B (c)	Zone C (d)	Zone D (e)	Other Zone * (f)
0	0	0	0	0	0
0	0	0	0	0	0
0	0	0	0	0	0
0	0	0	0	0	0
0	N/A	N/A	N/A	N/A	N/A
0	N/A	N/A	N/A	N/A	N/A
0	N/A	N/A	N/A	N/A	N/A
0	N/A	N/A	N/A	N/A	N/A
0	N/A	N/A	N/A	N/A	N/A
0	N/A	N/A	N/A	N/A	N/A
0	N/A	N/A	N/A	N/A	N/A
6.50	N/A	N/A	N/A	N/A	N/A
7.00	N/A	N/A	N/A	N/A	N/A
9.20	N/A	N/A	N/A	N/A	N/A
0.000000	N/A	N/A	N/A	N/A	N/A
0.000000	N/A	N/A	N/A	N/A	N/A
0.000000	N/A	N/A	N/A	N/A	N/A
0.000000	N/A	N/A	N/A	N/A	N/A

Price Cap Tariff Review Plan
Manual Input of EUCL Rates - No PICC or MOU Rates

Total Jurisdiction
(a)

0
0

0

0.00
0.00
0.00

0.00
0.00
0.00

0
0
0
0

0

Price Cap Tariff Review Plan
 Calculation of Minimum & Maximum EU Rates

	Total Jurisdiction (a)	No Zone / Zone A (b)	Zone B (c)	Zone C (d)	Zone D (e)	Other Zone * (f)
	0	N/A	N/A	N/A	N/A	N/A
	0	N/A	N/A	N/A	N/A	N/A
	0	N/A	N/A	N/A	N/A	N/A
	0	0	0	0	0	0
N/A		0.00	0.00	0.00	0.00	0.00
N/A		0.00	0.00	0.00	0.00	0.00
	0	0	0	0	0	0
	0	N/A	N/A	N/A	N/A	N/A
	0	N/A	N/A	N/A	N/A	N/A
	0	0	0	0	0	0
	0	N/A	N/A	N/A	N/A	N/A
N/A		0	0	0	0	0
	0	N/A	N/A	N/A	N/A	N/A
	0	N/A	N/A	N/A	N/A	N/A
	0	N/A	N/A	N/A	N/A	N/A
	0	0	0	0	0	0
	0	N/A	N/A	N/A	N/A	N/A
	0	N/A	N/A	N/A	N/A	N/A
	0	N/A	N/A	N/A	N/A	N/A
	0	N/A	N/A	N/A	N/A	N/A
N/A		0.00	0.00	0.00	0.00	0.00
N/A		0.00	0.00	0.00	0.00	0.00
N/A		0.00	0.00	0.00	0.00	0.00
	0	0	0	0	0	0
	0	0	0	0	0	0
	0	0	0	0	0	0
	0	0	0	0	0	0
	0	N/A	N/A	N/A	N/A	N/A

Price Cap Tariff Review Plan
Allocation of Pool Revenues to MLB PICC & MLB EUCL

Total Jurisdiction (a)	No Zone / Zone A (b)	Zone B (c)	Zone C (d)	Zone D (e)	Other Zone * (f)
No Pooling	N/A	N/A	N/A	N/A	N/A
No Pooling	N/A	N/A	N/A	N/A	N/A
No Pooling	N/A	N/A	N/A	N/A	N/A
No Pooling	N/A	N/A	N/A	N/A	N/A
No Pooling	N/A	N/A	N/A	N/A	N/A
No Pooling	N/A	N/A	N/A	N/A	N/A
No Pooling	N/A	N/A	N/A	N/A	N/A
No Pooling	N/A	N/A	N/A	N/A	N/A
No Pooling	N/A	N/A	N/A	N/A	N/A
No Pooling	N/A	N/A	N/A	N/A	N/A
No Pooling	N/A	N/A	N/A	N/A	N/A
No Pooling	N/A	N/A	N/A	N/A	N/A
No Pooling	N/A	N/A	N/A	N/A	N/A
No Pooling	N/A	N/A	N/A	N/A	N/A
No Pooling	N/A	N/A	N/A	N/A	N/A
No Pooling	No Pooling	No Pooling	No Pooling	No Pooling	No Pooling
N/A	No Pooling	No Pooling	No Pooling	No Pooling	No Pooling
No Pooling	No Pooling	No Pooling	No Pooling	No Pooling	No Pooling
No Pooling	No Pooling	No Pooling	No Pooling	No Pooling	No Pooling
N/A	No Pooling	No Pooling	No Pooling	No Pooling	No Pooling
No Pooling	No Pooling	No Pooling	No Pooling	No Pooling	No Pooling
No Pooling	N/A	N/A	N/A	N/A	N/A

Price Cap Tariff Review Plan
Verification of Recovered CMT Revenue

Total Jurisdiction
(a)

0
0

0
0

0

0

0

0
0

0

0

0

0
0
0

Price Cap Tariff Review Plan
 Calculation of EUCL Limits, PICC Rate and CCL Rates

Total Jurisdiction (a)	No Zone / Zone A (b)	Zone B (c)	Zone C (d)	Zone D (e)	Other Zone (f)
0	0	0	0	0	0
0	0	0	0	0	0
0	0	0	0	0	0
0	0	0	0	0	0
0	N/A	N/A	N/A	N/A	N/A
0	N/A	N/A	N/A	N/A	N/A
0	N/A	N/A	N/A	N/A	N/A
0	N/A	N/A	N/A	N/A	N/A
0	N/A	N/A	N/A	N/A	N/A
0	N/A	N/A	N/A	N/A	N/A
0	N/A	N/A	N/A	N/A	N/A
6.50	N/A	N/A	N/A	N/A	N/A
7.00	N/A	N/A	N/A	N/A	N/A
9.20	N/A	N/A	N/A	N/A	N/A
0.000000	N/A	N/A	N/A	N/A	N/A
1.000000	N/A	N/A	N/A	N/A	N/A
0.000000	N/A	N/A	N/A	N/A	N/A
0.000000	N/A	N/A	N/A	N/A	N/A

Price Cap Tariff Review Plan
Manual Input of EUCL Rates - No PICC or MOU Rates

Total Jurisdiction
(a)

ok
ok
ok

Price Cap Tariff Review Plan
 Calculation of Minimum & Maximum EU Rates

Total Jurisdiction (a)	No Zone / Zone A (b)	Zone B (c)	Zone C (d)	Zone D (e)	Other Zone (f)
	N/A	N/A	N/A	N/A	N/A
	N/A	N/A	N/A	N/A	N/A
	N/A	N/A	N/A	N/A	N/A
N/A					
N/A					
	N/A	N/A	N/A	N/A	N/A
	N/A	N/A	N/A	N/A	N/A
	N/A	N/A	N/A	N/A	N/A
N/A					
	N/A	N/A	N/A	N/A	N/A
	N/A	N/A	N/A	N/A	N/A
	N/A	N/A	N/A	N/A	N/A
	N/A	N/A	N/A	N/A	N/A
	N/A	N/A	N/A	N/A	N/A
N/A					
N/A					
N/A					
	N/A	N/A	N/A	N/A	N/A

Price Cap Tariff Review Plan
 Allocation of Pool Revenues to MLB PICC & MLB EUCL

Total Jurisdiction (a)	No Zone / Zone A (b)	Zone B (c)	Zone C (d)	Zone D (e)	Other Zone (f)
	N/A	N/A	N/A	N/A	N/A
	N/A	N/A	N/A	N/A	N/A
	N/A	N/A	N/A	N/A	N/A
	N/A	N/A	N/A	N/A	N/A
	N/A	N/A	N/A	N/A	N/A
	N/A	N/A	N/A	N/A	N/A
	N/A	N/A	N/A	N/A	N/A
	N/A	N/A	N/A	N/A	N/A
	N/A	N/A	N/A	N/A	N/A
	N/A	N/A	N/A	N/A	N/A
N/A					
N/A					
	N/A	N/A	N/A	N/A	N/A

Price Cap Tariff Review Plan
Verification of Recovered CMT Revenue

Total Jurisdiction
(a)

0
0

0
0

0

0

0

Agg.Rate 0

Agg.Rate

0

0 ok

0

0

0

LEC	FCC	Delta	Flag
-----	-----	-------	------

		0.00	*
		0.00	*
		0.00	*
		0.00	*
		0.00	*
		0.00	*

0	0	0	*
0	0	0	*
0	0	0	*
0 Agg.Rate		0	*
0 Agg.Rate		0	*
0	0	0	*
0	0	0	*
0	0	0	*
			*
			*

Price Cap Tariff Review Plan
 Calculation of EUCL Limits, PICC Rate and CCL Rates

Total Jurisdiction (a)	No Zone / Zone A (b)	Zone B (c)	Zone C (d)	Zone D (e)	Other Zone (f)
0	0	0	0	0	0
0	0	0	0	0	0
0	0	0	0	0	0
0	0	0	0	0	0
0	N/A	N/A	N/A	N/A	N/A
0	N/A	N/A	N/A	N/A	N/A
0	N/A	N/A	N/A	N/A	N/A
0	N/A	N/A	N/A	N/A	N/A
0	N/A	N/A	N/A	N/A	N/A
0	N/A	N/A	N/A	N/A	N/A
0	N/A	N/A	N/A	N/A	N/A
0	N/A	N/A	N/A	N/A	N/A
6.50	N/A	N/A	N/A	N/A	N/A
7.00	N/A	N/A	N/A	N/A	N/A
9.20	N/A	N/A	N/A	N/A	N/A
0.000000	N/A	N/A	N/A	N/A	N/A
0.000000	N/A	N/A	N/A	N/A	N/A
0.0000	N/A	N/A	N/A	N/A	N/A
0.000000	N/A	N/A	N/A	N/A	N/A

Price Cap Tariff Review Plan
 Calculation of EUCL Limits, PICC Rate and CCL Rates

Total Jurisdiction (a)	No Zone / Zone A (b)	Zone B (c)	Zone C (d)	Zone D (e)	Other Zone (f)
	0	N/A	N/A	N/A	N/A
	0	N/A	N/A	N/A	N/A
	0	N/A	N/A	N/A	N/A
	0	N/A	N/A	N/A	N/A
	0	N/A	N/A	N/A	N/A
	0	N/A	N/A	N/A	N/A
	0	N/A	N/A	N/A	N/A
	0	N/A	N/A	N/A	N/A
	0	N/A	N/A	N/A	N/A
Agg.Rate	N/A	N/A	N/A	N/A	N/A
Agg.Rate	N/A	N/A	N/A	N/A	N/A
Agg.Rate	N/A	N/A	N/A	N/A	N/A
Agg.Rate	N/A	N/A	N/A	N/A	N/A
Agg.Rate	N/A	N/A	N/A	N/A	N/A
Agg.Rate	N/A	N/A	N/A	N/A	N/A
Agg.Rate	N/A	N/A	N/A	N/A	N/A
Agg.Rate	N/A	N/A	N/A	N/A	N/A
Agg.Rate	N/A	N/A	N/A	N/A	N/A
Agg.Rate	N/A	N/A	N/A	N/A	N/A
Agg.Rate	N/A	N/A	N/A	N/A	N/A
Agg.Rate	N/A	N/A	N/A	N/A	N/A
Agg.Rate	N/A	N/A	N/A	N/A	N/A
Agg.Rate	N/A	N/A	N/A	N/A	N/A
Agg.Rate	N/A	N/A	N/A	N/A	N/A
YES	N/A	N/A	N/A	N/A	N/A
No	N/A	N/A	N/A	N/A	N/A
No	N/A	N/A	N/A	N/A	N/A
CAP2	N/A	N/A	N/A	N/A	N/A
	N/A	N/A	N/A	N/A	N/A
	N/A	N/A	N/A	N/A	N/A
	N/A	N/A	N/A	N/A	N/A

Price Cap Tariff Review Plan
Manual Input of EUCL Rates - No PICC or MOU Rates

Total Jurisdiction
(a)

0
0

0

6.50
7.00
9.20

0.00 ok
0.00 ok
0.00 ok

0
0
0
0

0 ok

Price Cap Tariff Review Plan
 Calculation of Minimum & Maximum EU Rates

Total Jurisdiction (a)	No Zone / Zone A (b)	Zone B (c)	Zone C (d)	Zone D (e)	Other Zone (f)
CAP2	N/A	N/A	N/A	N/A	N/A
CAP2	N/A	N/A	N/A	N/A	N/A
CAP2	N/A	N/A	N/A	N/A	N/A
CAP2	CAP2	CAP2	CAP2	CAP2	CAP2
N/A	CAP2	CAP2	CAP2	CAP2	CAP2
N/A	CAP2	CAP2	CAP2	CAP2	CAP2
CAP2	CAP2	CAP2	CAP2	CAP2	CAP2
CAP2	N/A	N/A	N/A	N/A	N/A
CAP2	N/A	N/A	N/A	N/A	N/A
CAP2	CAP2	CAP2	CAP2	CAP2	CAP2
CAP2	N/A	N/A	N/A	N/A	N/A
N/A	CAP2	CAP2	CAP2	CAP2	CAP2
CAP2	N/A	N/A	N/A	N/A	N/A
CAP2	N/A	N/A	N/A	N/A	N/A
CAP2	CAP2	CAP2	CAP2	CAP2	CAP2
CAP2	N/A	N/A	N/A	N/A	N/A
CAP2	N/A	N/A	N/A	N/A	N/A
CAP2	N/A	N/A	N/A	N/A	N/A
CAP2	CAP2	CAP2	CAP2	CAP2	CAP2
N/A	CAP2	CAP2	CAP2	CAP2	CAP2
N/A	CAP2	CAP2	CAP2	CAP2	CAP2
N/A	CAP2	CAP2	CAP2	CAP2	CAP2
CAP2	CAP2	CAP2	CAP2	CAP2	CAP2
CAP2	CAP2	CAP2	CAP2	CAP2	CAP2
CAP2	CAP2	CAP2	CAP2	CAP2	CAP2
CAP2	CAP2	CAP2	CAP2	CAP2	CAP2
CAP2	N/A	N/A	N/A	N/A	N/A

Price Cap Tariff Review Plan
 Allocation of Pool Revenues to MLB PICC & MLB EUCL

Total Jurisdiction (a)	No Zone / Zone A (b)	Zone B (c)	Zone C (d)	Zone D (e)	Other Zone (f)
No Pooling	N/A	N/A	N/A	N/A	N/A
No Pooling	N/A	N/A	N/A	N/A	N/A
No Pooling	N/A	N/A	N/A	N/A	N/A
No Pooling	N/A	N/A	N/A	N/A	N/A
No Pooling	N/A	N/A	N/A	N/A	N/A
No Pooling	N/A	N/A	N/A	N/A	N/A
No Pooling	N/A	N/A	N/A	N/A	N/A
No Pooling	N/A	N/A	N/A	N/A	N/A
No Pooling	N/A	N/A	N/A	N/A	N/A
No Pooling	N/A	N/A	N/A	N/A	N/A
No Pooling	N/A	N/A	N/A	N/A	N/A
No Pooling	N/A	N/A	N/A	N/A	N/A
No Pooling	N/A	N/A	N/A	N/A	N/A
No Pooling	N/A	N/A	N/A	N/A	N/A
No Pooling	N/A	N/A	N/A	N/A	N/A
No Pooling	N/A	N/A	N/A	N/A	N/A
No Pooling	No Pooling	No Pooling	No Pooling	No Pooling	No Pooling
N/A	No Pooling	No Pooling	No Pooling	No Pooling	No Pooling
No Pooling	No Pooling	No Pooling	No Pooling	No Pooling	No Pooling
No Pooling	No Pooling	No Pooling	No Pooling	No Pooling	No Pooling
N/A	No Pooling	No Pooling	No Pooling	No Pooling	No Pooling
No Pooling	No Pooling	No Pooling	No Pooling	No Pooling	No Pooling
No Pooling	N/A	N/A	N/A	N/A	N/A

Price Cap Tariff Review Plan
Verification of Recovered CMT Revenue

Total Jurisdiction
(a)

0
0

0
0

0

0

0

Agg.Rate 0

Agg.Rate

0

0 ok

0

0

0

LEC	FCC	Delta	Flag
-----	-----	-------	------

0.00	*
0.00	*
0.00	*
0.00	*
0.00	*
0.00	*

CAP2	No Deaveraging Allowed
CAP2	No Deaveraging Allowed
CAP2	No Deaveraging Allowed

N/A	No Deaveraging Allowed
N/A	No Deaveraging Allowed
N/A	No Deaveraging Allowed

N/A	No Deaveraging Allowed
N/A	No Deaveraging Allowed
N/A	No Deaveraging Allowed

N/A	No Deaveraging Allowed
N/A	No Deaveraging Allowed
N/A	No Deaveraging Allowed
N/A	No Deaveraging Allowed
N/A	No Deaveraging Allowed

0	0	0	*
0	0	0	*
0	0	0	*
0 Agg.Rate		0	*
0 Agg.Rate		0	*
0	0	0	*
0	0	0	*
0	0	0	*
			*
			*

Price Cap Tariff Review Plan
 Calculation of EUCL Limits, PICC Rate and CCL Rates

Total Jurisdiction (a)	No Zone / Zone A (b)	Zone B (c)	Zone C (d)	Zone D (e)	Other Zone * (f)
0	0	0	0	0	0
0	0	0	0	0	0
0	0	0	0	0	0
0	0	0	0	0	0
0	N/A	N/A	N/A	N/A	N/A
0	N/A	N/A	N/A	N/A	N/A
0	N/A	N/A	N/A	N/A	N/A
0	N/A	N/A	N/A	N/A	N/A
0	N/A	N/A	N/A	N/A	N/A
0	N/A	N/A	N/A	N/A	N/A
0	N/A	N/A	N/A	N/A	N/A
6.50	N/A	N/A	N/A	N/A	N/A
7.00	N/A	N/A	N/A	N/A	N/A
9.20	N/A	N/A	N/A	N/A	N/A
0.000000	N/A	N/A	N/A	N/A	N/A
1.000000	N/A	N/A	N/A	N/A	N/A
1.000000	N/A	N/A	N/A	N/A	N/A
0.000000	N/A	N/A	N/A	N/A	N/A

Price Cap Tariff Review Plan
Manual Input of EUCL Rates - No PICC or MOU Rates

Total Jurisdiction
(a)

0
0

0

0.00
0.00
0.00

0.00
0.00
0.00

0
0
0
0

0

Price Cap Tariff Review Plan
 Calculation of Minimum & Maximum EU Rates

Total Jurisdiction (a)	No Zone / Zone A (b)	Zone B (c)	Zone C (d)	Zone D (e)	Other Zone * (f)
CAP2	N/A	N/A	N/A	N/A	N/A
CAP2	N/A	N/A	N/A	N/A	N/A
CAP2	N/A	N/A	N/A	N/A	N/A
CAP2	CAP2	CAP2	CAP2	CAP2	CAP2
N/A	CAP2	CAP2	CAP2	CAP2	CAP2
N/A	CAP2	CAP2	CAP2	CAP2	CAP2
CAP2	CAP2	CAP2	CAP2	CAP2	CAP2
CAP2	N/A	N/A	N/A	N/A	N/A
CAP2	N/A	N/A	N/A	N/A	N/A
CAP2	CAP2	CAP2	CAP2	CAP2	CAP2
CAP2	N/A	N/A	N/A	N/A	N/A
N/A	CAP2	CAP2	CAP2	CAP2	CAP2
CAP2	N/A	N/A	N/A	N/A	N/A
CAP2	N/A	N/A	N/A	N/A	N/A
CAP2	CAP2	CAP2	CAP2	CAP2	CAP2
CAP2	N/A	N/A	N/A	N/A	N/A
CAP2	N/A	N/A	N/A	N/A	N/A
CAP2	N/A	N/A	N/A	N/A	N/A
CAP2	N/A	N/A	N/A	N/A	N/A
CAP2	N/A	N/A	N/A	N/A	N/A
CAP2	N/A	N/A	N/A	N/A	N/A
N/A	CAP2	CAP2	CAP2	CAP2	CAP2
N/A	CAP2	CAP2	CAP2	CAP2	CAP2
N/A	CAP2	CAP2	CAP2	CAP2	CAP2
CAP2	CAP2	CAP2	CAP2	CAP2	CAP2
CAP2	CAP2	CAP2	CAP2	CAP2	CAP2
CAP2	CAP2	CAP2	CAP2	CAP2	CAP2
CAP2	CAP2	CAP2	CAP2	CAP2	CAP2
CAP2	N/A	N/A	N/A	N/A	N/A

Price Cap Tariff Review Plan
Allocation of Pool Revenues to MLB PICC & MLB EUCL

Total Jurisdiction (a)	No Zone / Zone A (b)	Zone B (c)	Zone C (d)	Zone D (e)	Other Zone * (f)
No Pooling	N/A	N/A	N/A	N/A	N/A
No Pooling	N/A	N/A	N/A	N/A	N/A
No Pooling	N/A	N/A	N/A	N/A	N/A
No Pooling	N/A	N/A	N/A	N/A	N/A
No Pooling	N/A	N/A	N/A	N/A	N/A
No Pooling	N/A	N/A	N/A	N/A	N/A
No Pooling	N/A	N/A	N/A	N/A	N/A
No Pooling	N/A	N/A	N/A	N/A	N/A
No Pooling	N/A	N/A	N/A	N/A	N/A
No Pooling	N/A	N/A	N/A	N/A	N/A
No Pooling	N/A	N/A	N/A	N/A	N/A
No Pooling	N/A	N/A	N/A	N/A	N/A
No Pooling	N/A	N/A	N/A	N/A	N/A
No Pooling	N/A	N/A	N/A	N/A	N/A
No Pooling	No Pooling	No Pooling	No Pooling	No Pooling	No Pooling
N/A	No Pooling	No Pooling	No Pooling	No Pooling	No Pooling
No Pooling	No Pooling	No Pooling	No Pooling	No Pooling	No Pooling
No Pooling	No Pooling	No Pooling	No Pooling	No Pooling	No Pooling
N/A	No Pooling	No Pooling	No Pooling	No Pooling	No Pooling
No Pooling	No Pooling	No Pooling	No Pooling	No Pooling	No Pooling
No Pooling	N/A	N/A	N/A	N/A	N/A

Price Cap Tariff Review Plan
Verification of Recovered CMT Revenue

Total Jurisdiction
(a)

0
0

0
0

0

0

0

0
0

0

0

0

0
0
0

Price Cap Tariff Review Plan
 Calculation of EUCL Limits, PICC Rate and CCL Rates

Total Jurisdiction (a)	No Zone / Zone A (b)	Zone B (c)	Zone C (d)	Zone D (e)	Other Zone * (f)
0	0	0	0	0	0
0	0	0	0	0	0
0	0	0	0	0	0
0	0	0	0	0	0
0	N/A	N/A	N/A	N/A	N/A
0	N/A	N/A	N/A	N/A	N/A
0	N/A	N/A	N/A	N/A	N/A
0	N/A	N/A	N/A	N/A	N/A
0	N/A	N/A	N/A	N/A	N/A
0	N/A	N/A	N/A	N/A	N/A
0	N/A	N/A	N/A	N/A	N/A
6.50	N/A	N/A	N/A	N/A	N/A
7.00	N/A	N/A	N/A	N/A	N/A
9.20	N/A	N/A	N/A	N/A	N/A
0.000000	N/A	N/A	N/A	N/A	N/A
0.000000	N/A	N/A	N/A	N/A	N/A
0.000000	N/A	N/A	N/A	N/A	N/A
0.000000	N/A	N/A	N/A	N/A	N/A

Price Cap Tariff Review Plan
Manual Input of EUCL Rates - No PICC or MOU Rates

Total Jurisdiction
(a)

0
0

0

0.00
0.00
0.00

0.00
0.00
0.00

0
0
0
0

0

Price Cap Tariff Review Plan
 Calculation of Minimum & Maximum EU Rates

Total Jurisdiction (a)	No Zone / Zone A (b)	Zone B (c)	Zone C (d)	Zone D (e)	Other Zone * (f)
	0 N/A	N/A	N/A	N/A	N/A
	0 N/A	N/A	N/A	N/A	N/A
	0 N/A	N/A	N/A	N/A	N/A
	0	0	0	0	0
N/A		0.00	0.00	0.00	0.00
N/A		0.00	0.00	0.00	0.00
	0	0	0	0	0
	0 N/A	N/A	N/A	N/A	N/A
	0 N/A	N/A	N/A	N/A	N/A
	0	0	0	0	0
	0 N/A	N/A	N/A	N/A	N/A
N/A		0	0	0	0
	0 N/A	N/A	N/A	N/A	N/A
	0 N/A	N/A	N/A	N/A	N/A
	0	0	0	0	0
	0 N/A	N/A	N/A	N/A	N/A
	0	0	0	0	0
	0 N/A	N/A	N/A	N/A	N/A
	0 N/A	N/A	N/A	N/A	N/A
	0 N/A	N/A	N/A	N/A	N/A
	0 N/A	N/A	N/A	N/A	N/A
N/A		0.00	0.00	0.00	0.00
N/A		0.00	0.00	0.00	0.00
N/A		0.00	0.00	0.00	0.00
	0	0	0	0	0
	0	0	0	0	0
	0	0	0	0	0
	0	0	0	0	0
	0 N/A	N/A	N/A	N/A	N/A

Price Cap Tariff Review Plan
Allocation of Pool Revenues to MLB PICC & MLB EUCL

Total Jurisdiction (a)	No Zone / Zone A (b)	Zone B (c)	Zone C (d)	Zone D (e)	Other Zone * (f)
No Pooling	N/A	N/A	N/A	N/A	N/A
No Pooling	N/A	N/A	N/A	N/A	N/A
No Pooling	N/A	N/A	N/A	N/A	N/A
No Pooling	N/A	N/A	N/A	N/A	N/A
No Pooling	N/A	N/A	N/A	N/A	N/A
No Pooling	N/A	N/A	N/A	N/A	N/A
No Pooling	N/A	N/A	N/A	N/A	N/A
No Pooling	N/A	N/A	N/A	N/A	N/A
No Pooling	N/A	N/A	N/A	N/A	N/A
No Pooling	N/A	N/A	N/A	N/A	N/A
No Pooling	N/A	N/A	N/A	N/A	N/A
No Pooling	N/A	N/A	N/A	N/A	N/A
No Pooling	N/A	N/A	N/A	N/A	N/A
No Pooling	N/A	N/A	N/A	N/A	N/A
No Pooling	N/A	N/A	N/A	N/A	N/A
No Pooling	N/A	N/A	N/A	N/A	N/A
No Pooling	N/A	N/A	N/A	N/A	N/A
No Pooling	N/A	N/A	N/A	N/A	N/A
No Pooling	No Pooling	No Pooling	No Pooling	No Pooling	No Pooling
N/A	No Pooling	No Pooling	No Pooling	No Pooling	No Pooling
No Pooling	No Pooling	No Pooling	No Pooling	No Pooling	No Pooling
No Pooling	No Pooling	No Pooling	No Pooling	No Pooling	No Pooling
N/A	No Pooling	No Pooling	No Pooling	No Pooling	No Pooling
No Pooling	No Pooling	No Pooling	No Pooling	No Pooling	No Pooling
No Pooling	N/A	N/A	N/A	N/A	N/A

Price Cap Tariff Review Plan
Verification of Recovered CMT Revenue

Total Jurisdiction
(a)

0
0

0
0

0

0

0

0
0

0

0

0

0
0
0

Price Cap Tariff Review Plan
 Calculation of EUCL Limits, PICC Rate and CCL Rates

Total Jurisdiction (a)	No Zone / Zone A (b)	Zone B (c)	Zone C (d)	Zone D (e)	Other Zone (f)
0	0	0	0	0	0
0	0	0	0	0	0
0	0	0	0	0	0
0	0	0	0	0	0
0	N/A	N/A	N/A	N/A	N/A
0	N/A	N/A	N/A	N/A	N/A
0	N/A	N/A	N/A	N/A	N/A
0	N/A	N/A	N/A	N/A	N/A
0	N/A	N/A	N/A	N/A	N/A
0	N/A	N/A	N/A	N/A	N/A
0	N/A	N/A	N/A	N/A	N/A
0	N/A	N/A	N/A	N/A	N/A
0	N/A	N/A	N/A	N/A	N/A
6.50	N/A	N/A	N/A	N/A	N/A
7.00	N/A	N/A	N/A	N/A	N/A
9.20	N/A	N/A	N/A	N/A	N/A
0.000000	N/A	N/A	N/A	N/A	N/A
1.000000	N/A	N/A	N/A	N/A	N/A
0.000000	N/A	N/A	N/A	N/A	N/A
0.000000	N/A	N/A	N/A	N/A	N/A

Price Cap Tariff Review Plan
Manual Input of EUCL Rates - No PICC or MOU Rates

Total Jurisdiction
(a)

ok
ok
ok

Price Cap Tariff Review Plan
 Calculation of Minimum & Maximum EU Rates

Total Jurisdiction (a)	No Zone / Zone A (b)	Zone B (c)	Zone C (d)	Zone D (e)	Other Zone (f)
	N/A	N/A	N/A	N/A	N/A
	N/A	N/A	N/A	N/A	N/A
	N/A	N/A	N/A	N/A	N/A
N/A					
N/A					
	N/A	N/A	N/A	N/A	N/A
	N/A	N/A	N/A	N/A	N/A
	N/A	N/A	N/A	N/A	N/A
N/A					
	N/A	N/A	N/A	N/A	N/A
	N/A	N/A	N/A	N/A	N/A
	N/A	N/A	N/A	N/A	N/A
	N/A	N/A	N/A	N/A	N/A
	N/A	N/A	N/A	N/A	N/A
N/A					
N/A					
N/A					
	N/A	N/A	N/A	N/A	N/A

Price Cap Tariff Review Plan
Allocation of Pool Revenues to MLB PICC & MLB EUCL

Total Jurisdiction (a)	No Zone / Zone A (b)	Zone B (c)	Zone C (d)	Zone D (e)	Other Zone (f)
	N/A	N/A	N/A	N/A	N/A
	N/A	N/A	N/A	N/A	N/A
	N/A	N/A	N/A	N/A	N/A
	N/A	N/A	N/A	N/A	N/A
	N/A	N/A	N/A	N/A	N/A
	N/A	N/A	N/A	N/A	N/A
	N/A	N/A	N/A	N/A	N/A
	N/A	N/A	N/A	N/A	N/A
	N/A	N/A	N/A	N/A	N/A
	N/A	N/A	N/A	N/A	N/A
	N/A	N/A	N/A	N/A	N/A
N/A					
N/A					
	N/A	N/A	N/A	N/A	N/A

Price Cap Tariff Review Plan
Verification of Recovered CMT Revenue

Total Jurisdiction
(a)

0
0

0
0

0

0

0

Agg.Rate 0

Agg.Rate

0

0 ok

0

0

0

LEC	FCC	Delta	Flag
-----	-----	-------	------

		0.00	*
		0.00	*
		0.00	*
		0.00	*
		0.00	*
		0.00	*

0	0	0	*
0	0	0	*
0	0	0	*
0 Agg.Rate		0	*
0 Agg.Rate		0	*
0	0	0	*
0	0	0	*
0	0	0	*
			*
			*

Price Cap Tariff Review Plan
Manual Input of EUCL Rates - No PICC or MOU Rates

Total Jurisdiction
(a)

0
0

0

6.50
7.00
9.20

0.00 ok
0.00 ok
0.00 ok

0
0
0
0

0 ok

Price Cap Tariff Review Plan
 Calculation of Minimum & Maximum EU Rates

Total Jurisdiction (a)	No Zone / Zone A (b)	Zone B (c)	Zone C (d)	Zone D (e)	Other Zone (f)
CAP2	N/A	N/A	N/A	N/A	N/A
CAP2	N/A	N/A	N/A	N/A	N/A
CAP2	N/A	N/A	N/A	N/A	N/A
CAP2	CAP2	CAP2	CAP2	CAP2	CAP2
N/A	CAP2	CAP2	CAP2	CAP2	CAP2
N/A	CAP2	CAP2	CAP2	CAP2	CAP2
CAP2	CAP2	CAP2	CAP2	CAP2	CAP2
CAP2	N/A	N/A	N/A	N/A	N/A
CAP2	N/A	N/A	N/A	N/A	N/A
CAP2	CAP2	CAP2	CAP2	CAP2	CAP2
CAP2	N/A	N/A	N/A	N/A	N/A
N/A	CAP2	CAP2	CAP2	CAP2	CAP2
CAP2	N/A	N/A	N/A	N/A	N/A
CAP2	N/A	N/A	N/A	N/A	N/A
CAP2	CAP2	CAP2	CAP2	CAP2	CAP2
CAP2	N/A	N/A	N/A	N/A	N/A
CAP2	N/A	N/A	N/A	N/A	N/A
CAP2	N/A	N/A	N/A	N/A	N/A
CAP2	N/A	N/A	N/A	N/A	N/A
N/A	CAP2	CAP2	CAP2	CAP2	CAP2
N/A	CAP2	CAP2	CAP2	CAP2	CAP2
N/A	CAP2	CAP2	CAP2	CAP2	CAP2
CAP2	CAP2	CAP2	CAP2	CAP2	CAP2
CAP2	CAP2	CAP2	CAP2	CAP2	CAP2
CAP2	CAP2	CAP2	CAP2	CAP2	CAP2
CAP2	CAP2	CAP2	CAP2	CAP2	CAP2
CAP2	N/A	N/A	N/A	N/A	N/A

Price Cap Tariff Review Plan
 Allocation of Pool Revenues to MLB PICC & MLB EUCL

Total Jurisdiction (a)	No Zone / Zone A (b)	Zone B (c)	Zone C (d)	Zone D (e)	Other Zone (f)
No Pooling	N/A	N/A	N/A	N/A	N/A
No Pooling	N/A	N/A	N/A	N/A	N/A
No Pooling	N/A	N/A	N/A	N/A	N/A
No Pooling	N/A	N/A	N/A	N/A	N/A
No Pooling	N/A	N/A	N/A	N/A	N/A
No Pooling	N/A	N/A	N/A	N/A	N/A
No Pooling	N/A	N/A	N/A	N/A	N/A
No Pooling	N/A	N/A	N/A	N/A	N/A
No Pooling	N/A	N/A	N/A	N/A	N/A
No Pooling	N/A	N/A	N/A	N/A	N/A
No Pooling	N/A	N/A	N/A	N/A	N/A
No Pooling	N/A	N/A	N/A	N/A	N/A
No Pooling	N/A	N/A	N/A	N/A	N/A
No Pooling	N/A	N/A	N/A	N/A	N/A
No Pooling	N/A	N/A	N/A	N/A	N/A
No Pooling	N/A	N/A	N/A	N/A	N/A
No Pooling	No Pooling	No Pooling	No Pooling	No Pooling	No Pooling
N/A	No Pooling	No Pooling	No Pooling	No Pooling	No Pooling
No Pooling	No Pooling	No Pooling	No Pooling	No Pooling	No Pooling
No Pooling	No Pooling	No Pooling	No Pooling	No Pooling	No Pooling
N/A	No Pooling	No Pooling	No Pooling	No Pooling	No Pooling
No Pooling	No Pooling	No Pooling	No Pooling	No Pooling	No Pooling
No Pooling	N/A	N/A	N/A	N/A	N/A

Price Cap Tariff Review Plan
Verification of Recovered CMT Revenue

Total Jurisdiction
(a)

0
0

0
0

0

0

0

Agg.Rate 0

Agg.Rate

0

0 ok

0
0
0

LEC	FCC	Delta	Flag
-----	-----	-------	------

0.00	*
0.00	*
0.00	*
0.00	*
0.00	*
0.00	*

CAP2	No Deaveraging Allowed
CAP2	No Deaveraging Allowed
CAP2	No Deaveraging Allowed

N/A	No Deaveraging Allowed
N/A	No Deaveraging Allowed
N/A	No Deaveraging Allowed

N/A	No Deaveraging Allowed
N/A	No Deaveraging Allowed
N/A	No Deaveraging Allowed

N/A	No Deaveraging Allowed
N/A	No Deaveraging Allowed
N/A	No Deaveraging Allowed
N/A	No Deaveraging Allowed
N/A	No Deaveraging Allowed

0	0	0	*
0	0	0	*
0	0	0	*
0 Agg.Rate		0	*
0 Agg.Rate		0	*
0	0	0	*
0	0	0	*
0	0	0	*
			*
			*

Price Cap Tariff Review Plan
 Calculation of EUCL Limits, PICC Rate and CCL Rates

Total Jurisdiction (a)	No Zone / Zone A (b)	Zone B (c)	Zone C (d)	Zone D (e)	Other Zone * (f)
0	0	0	0	0	0
0	0	0	0	0	0
0	0	0	0	0	0
0	0	0	0	0	0
0	N/A	N/A	N/A	N/A	N/A
0	N/A	N/A	N/A	N/A	N/A
0	N/A	N/A	N/A	N/A	N/A
0	N/A	N/A	N/A	N/A	N/A
0	N/A	N/A	N/A	N/A	N/A
0	N/A	N/A	N/A	N/A	N/A
0	N/A	N/A	N/A	N/A	N/A
6.50	N/A	N/A	N/A	N/A	N/A
7.00	N/A	N/A	N/A	N/A	N/A
9.20	N/A	N/A	N/A	N/A	N/A
0.000000	N/A	N/A	N/A	N/A	N/A
1.000000	N/A	N/A	N/A	N/A	N/A
1.000000	N/A	N/A	N/A	N/A	N/A
0.000000	N/A	N/A	N/A	N/A	N/A

Price Cap Tariff Review Plan
Calculation of EUCL Limits, PICC Rate and CCL Rates

Total Jurisdiction (a)	No Zone / Zone A (b)	Zone B (c)	Zone C (d)	Zone D (e)	Other Zone * (f)
0	N/A	N/A	N/A	N/A	N/A
0	N/A	N/A	N/A	N/A	N/A
0	N/A	N/A	N/A	N/A	N/A
0	N/A	N/A	N/A	N/A	N/A
0	N/A	N/A	N/A	N/A	N/A
0	N/A	N/A	N/A	N/A	N/A
0	N/A	N/A	N/A	N/A	N/A
0	N/A	N/A	N/A	N/A	N/A
0	N/A	N/A	N/A	N/A	N/A
0	N/A	N/A	N/A	N/A	N/A
0	N/A	N/A	N/A	N/A	N/A
0.000000	N/A	N/A	N/A	N/A	N/A
0	N/A	N/A	N/A	N/A	N/A
0.000000	N/A	N/A	N/A	N/A	N/A
0.000000	N/A	N/A	N/A	N/A	N/A
0	N/A	N/A	N/A	N/A	N/A
0	N/A	N/A	N/A	N/A	N/A
0	N/A	N/A	N/A	N/A	N/A
0	N/A	N/A	N/A	N/A	N/A
0.000000	N/A	N/A	N/A	N/A	N/A
0.000000	N/A	N/A	N/A	N/A	N/A
0	N/A	N/A	N/A	N/A	N/A
0.000000	N/A	N/A	N/A	N/A	N/A
0.000000	N/A	N/A	N/A	N/A	N/A
0	N/A	N/A	N/A	N/A	N/A
0	N/A	N/A	N/A	N/A	N/A
0	N/A	N/A	N/A	N/A	N/A
Yes	N/A	N/A	N/A	N/A	N/A
No	N/A	N/A	N/A	N/A	N/A
No	N/A	N/A	N/A	N/A	N/A
	N/A	N/A	N/A	N/A	N/A
	N/A	N/A	N/A	N/A	N/A
	N/A	N/A	N/A	N/A	N/A

Price Cap Tariff Review Plan
Manual Input of EUCL Rates - No PICC or MOU Rates

Total Jurisdiction
(a)

0
0

0

0.00
0.00
0.00

0.00
0.00
0.00

0
0
0
0

0

Price Cap Tariff Review Plan
 Calculation of Minimum & Maximum EU Rates

Total Jurisdiction (a)	No Zone / Zone A (b)	Zone B (c)	Zone C (d)	Zone D (e)	Other Zone * (f)
CAP2	N/A	N/A	N/A	N/A	N/A
CAP2	N/A	N/A	N/A	N/A	N/A
CAP2	N/A	N/A	N/A	N/A	N/A
CAP2	CAP2	CAP2	CAP2	CAP2	CAP2
N/A	CAP2	CAP2	CAP2	CAP2	CAP2
N/A	CAP2	CAP2	CAP2	CAP2	CAP2
CAP2	CAP2	CAP2	CAP2	CAP2	CAP2
CAP2	N/A	N/A	N/A	N/A	N/A
CAP2	N/A	N/A	N/A	N/A	N/A
CAP2	CAP2	CAP2	CAP2	CAP2	CAP2
CAP2	N/A	N/A	N/A	N/A	N/A
N/A	CAP2	CAP2	CAP2	CAP2	CAP2
CAP2	N/A	N/A	N/A	N/A	N/A
CAP2	N/A	N/A	N/A	N/A	N/A
CAP2	CAP2	CAP2	CAP2	CAP2	CAP2
CAP2	N/A	N/A	N/A	N/A	N/A
CAP2	N/A	N/A	N/A	N/A	N/A
CAP2	N/A	N/A	N/A	N/A	N/A
CAP2	N/A	N/A	N/A	N/A	N/A
CAP2	N/A	N/A	N/A	N/A	N/A
CAP2	N/A	N/A	N/A	N/A	N/A
N/A	CAP2	CAP2	CAP2	CAP2	CAP2
N/A	CAP2	CAP2	CAP2	CAP2	CAP2
N/A	CAP2	CAP2	CAP2	CAP2	CAP2
CAP2	CAP2	CAP2	CAP2	CAP2	CAP2
CAP2	CAP2	CAP2	CAP2	CAP2	CAP2
CAP2	CAP2	CAP2	CAP2	CAP2	CAP2
CAP2	CAP2	CAP2	CAP2	CAP2	CAP2
CAP2	N/A	N/A	N/A	N/A	N/A

Price Cap Tariff Review Plan
Verification of Recovered CMT Revenue

Total Jurisdiction
(a)

0
0

0
0

0

0

0

0
0

0

0

0

0
0
0

Price Cap Tariff Review Plan
 Calculation of EUCL Limits, PICC Rate and CCL Rates

Total Jurisdiction (a)	No Zone / Zone A (b)	Zone B (c)	Zone C (d)	Zone D (e)	Other Zone * (f)
0	0	0	0	0	0
0	0	0	0	0	0
0	0	0	0	0	0
0	0	0	0	0	0
0	N/A	N/A	N/A	N/A	N/A
0	N/A	N/A	N/A	N/A	N/A
0	N/A	N/A	N/A	N/A	N/A
0	N/A	N/A	N/A	N/A	N/A
0	N/A	N/A	N/A	N/A	N/A
0	N/A	N/A	N/A	N/A	N/A
0	N/A	N/A	N/A	N/A	N/A
6.50	N/A	N/A	N/A	N/A	N/A
7.00	N/A	N/A	N/A	N/A	N/A
9.20	N/A	N/A	N/A	N/A	N/A
0.000000	N/A	N/A	N/A	N/A	N/A
0.000000	N/A	N/A	N/A	N/A	N/A
0.000000	N/A	N/A	N/A	N/A	N/A
0.000000	N/A	N/A	N/A	N/A	N/A

Price Cap Tariff Review Plan
Manual Input of EUCL Rates - No PICC or MOU Rates

Total Jurisdiction
(a)

0
0

0

0.00
0.00
0.00

0.00
0.00
0.00

0
0
0
0

0

Price Cap Tariff Review Plan
 Calculation of Minimum & Maximum EU Rates

	Total Jurisdiction (a)	No Zone / Zone A (b)	Zone B (c)	Zone C (d)	Zone D (e)	Other Zone * (f)
	0	N/A	N/A	N/A	N/A	N/A
	0	N/A	N/A	N/A	N/A	N/A
	0	N/A	N/A	N/A	N/A	N/A
	0	0	0	0	0	0
N/A		0.00	0.00	0.00	0.00	0.00
N/A		0.00	0.00	0.00	0.00	0.00
	0	0	0	0	0	0
	0	N/A	N/A	N/A	N/A	N/A
	0	N/A	N/A	N/A	N/A	N/A
	0	0	0	0	0	0
	0	N/A	N/A	N/A	N/A	N/A
N/A		0	0	0	0	0
	0	N/A	N/A	N/A	N/A	N/A
	0	N/A	N/A	N/A	N/A	N/A
	0	N/A	N/A	N/A	N/A	N/A
	0	0	0	0	0	0
	0	N/A	N/A	N/A	N/A	N/A
	0	N/A	N/A	N/A	N/A	N/A
	0	N/A	N/A	N/A	N/A	N/A
	0	N/A	N/A	N/A	N/A	N/A
N/A		0.00	0.00	0.00	0.00	0.00
N/A		0.00	0.00	0.00	0.00	0.00
N/A		0.00	0.00	0.00	0.00	0.00
	0	0	0	0	0	0
	0	0	0	0	0	0
	0	0	0	0	0	0
	0	0	0	0	0	0
	0	N/A	N/A	N/A	N/A	N/A

Price Cap Tariff Review Plan
Allocation of Pool Revenues to MLB PICC & MLB EUCL

Total Jurisdiction (a)	No Zone / Zone A (b)	Zone B (c)	Zone C (d)	Zone D (e)	Other Zone * (f)
No Pooling	N/A	N/A	N/A	N/A	N/A
No Pooling	N/A	N/A	N/A	N/A	N/A
No Pooling	N/A	N/A	N/A	N/A	N/A
No Pooling	N/A	N/A	N/A	N/A	N/A
No Pooling	N/A	N/A	N/A	N/A	N/A
No Pooling	N/A	N/A	N/A	N/A	N/A
No Pooling	N/A	N/A	N/A	N/A	N/A
No Pooling	N/A	N/A	N/A	N/A	N/A
No Pooling	N/A	N/A	N/A	N/A	N/A
No Pooling	N/A	N/A	N/A	N/A	N/A
No Pooling	N/A	N/A	N/A	N/A	N/A
No Pooling	N/A	N/A	N/A	N/A	N/A
No Pooling	N/A	N/A	N/A	N/A	N/A
No Pooling	N/A	N/A	N/A	N/A	N/A
No Pooling	N/A	N/A	N/A	N/A	N/A
No Pooling	N/A	N/A	N/A	N/A	N/A
No Pooling	N/A	N/A	N/A	N/A	N/A
No Pooling	N/A	N/A	N/A	N/A	N/A
No Pooling	No Pooling	No Pooling	No Pooling	No Pooling	No Pooling
N/A	No Pooling	No Pooling	No Pooling	No Pooling	No Pooling
No Pooling	No Pooling	No Pooling	No Pooling	No Pooling	No Pooling
No Pooling	No Pooling	No Pooling	No Pooling	No Pooling	No Pooling
N/A	No Pooling	No Pooling	No Pooling	No Pooling	No Pooling
No Pooling	No Pooling	No Pooling	No Pooling	No Pooling	No Pooling
No Pooling	N/A	N/A	N/A	N/A	N/A

Price Cap Tariff Review Plan
Verification of Recovered CMT Revenue

Total Jurisdiction
(a)

0
0

0
0

0

0

0

0
0

0

0

0

0
0
0

Price Cap Tariff Review Plan
 Calculation of EUCL Limits, PICC Rate and CCL Rates

Total Jurisdiction (a)	No Zone / Zone A (b)	Zone B (c)	Zone C (d)	Zone D (e)	Other Zone (f)
0	0	0	0	0	0
0	0	0	0	0	0
0	0	0	0	0	0
0	0	0	0	0	0
0	N/A	N/A	N/A	N/A	N/A
0	N/A	N/A	N/A	N/A	N/A
0	N/A	N/A	N/A	N/A	N/A
0	N/A	N/A	N/A	N/A	N/A
0	N/A	N/A	N/A	N/A	N/A
0	N/A	N/A	N/A	N/A	N/A
0	N/A	N/A	N/A	N/A	N/A
0	N/A	N/A	N/A	N/A	N/A
6.50	N/A	N/A	N/A	N/A	N/A
7.00	N/A	N/A	N/A	N/A	N/A
9.20	N/A	N/A	N/A	N/A	N/A
0.000000	N/A	N/A	N/A	N/A	N/A
1.000000	N/A	N/A	N/A	N/A	N/A
0.000000	N/A	N/A	N/A	N/A	N/A
0.000000	N/A	N/A	N/A	N/A	N/A

Price Cap Tariff Review Plan
Manual Input of EUCL Rates - No PICC or MOU Rates

Total Jurisdiction
(a)

ok
ok
ok

Price Cap Tariff Review Plan
 Calculation of Minimum & Maximum EU Rates

Total Jurisdiction (a)	No Zone / Zone A (b)	Zone B (c)	Zone C (d)	Zone D (e)	Other Zone (f)
	N/A	N/A	N/A	N/A	N/A
	N/A	N/A	N/A	N/A	N/A
	N/A	N/A	N/A	N/A	N/A
N/A					
N/A					
	N/A	N/A	N/A	N/A	N/A
	N/A	N/A	N/A	N/A	N/A
	N/A	N/A	N/A	N/A	N/A
N/A					
	N/A	N/A	N/A	N/A	N/A
	N/A	N/A	N/A	N/A	N/A
	N/A	N/A	N/A	N/A	N/A
	N/A	N/A	N/A	N/A	N/A
	N/A	N/A	N/A	N/A	N/A
N/A					
N/A					
N/A					
	N/A	N/A	N/A	N/A	N/A

Price Cap Tariff Review Plan
 Allocation of Pool Revenues to MLB PICC & MLB EUCL

Total Jurisdiction (a)	No Zone / Zone A (b)	Zone B (c)	Zone C (d)	Zone D (e)	Other Zone (f)
	N/A	N/A	N/A	N/A	N/A
	N/A	N/A	N/A	N/A	N/A
	N/A	N/A	N/A	N/A	N/A
	N/A	N/A	N/A	N/A	N/A
	N/A	N/A	N/A	N/A	N/A
	N/A	N/A	N/A	N/A	N/A
	N/A	N/A	N/A	N/A	N/A
	N/A	N/A	N/A	N/A	N/A
	N/A	N/A	N/A	N/A	N/A
	N/A	N/A	N/A	N/A	N/A
	N/A	N/A	N/A	N/A	N/A
	N/A	N/A	N/A	N/A	N/A
N/A					
N/A					
	N/A	N/A	N/A	N/A	N/A

Price Cap Tariff Review Plan
Verification of Recovered CMT Revenue

Total Jurisdiction
(a)

0
0

0
0

0

0

0

Agg.Rate 0

Agg.Rate

0

0 ok

0

0

0

LEC	FCC	Delta	Flag
-----	-----	-------	------

		0.00	*
		0.00	*
		0.00	*
		0.00	*
		0.00	*
		0.00	*

0	0	0	*
0	0	0	*
0	0	0	*
0 Agg.Rate		0	*
0 Agg.Rate		0	*
0	0	0	*
0	0	0	*
0	0	0	*
			*
			*

Price Cap Tariff Review Plan
 Calculation of EUCL Limits, PICC Rate and CCL Rates

Total Jurisdiction (a)	No Zone / Zone A (b)	Zone B (c)	Zone C (d)	Zone D (e)	Other Zone (f)
0	0	0	0	0	0
0	0	0	0	0	0
0	0	0	0	0	0
0	0	0	0	0	0
0	N/A	N/A	N/A	N/A	N/A
0	N/A	N/A	N/A	N/A	N/A
0	N/A	N/A	N/A	N/A	N/A
0	N/A	N/A	N/A	N/A	N/A
0	N/A	N/A	N/A	N/A	N/A
0	N/A	N/A	N/A	N/A	N/A
0	N/A	N/A	N/A	N/A	N/A
6.50	N/A	N/A	N/A	N/A	N/A
7.00	N/A	N/A	N/A	N/A	N/A
9.20	N/A	N/A	N/A	N/A	N/A
0.000000	N/A	N/A	N/A	N/A	N/A
0.000000	N/A	N/A	N/A	N/A	N/A
0.0000	N/A	N/A	N/A	N/A	N/A
0.000000	N/A	N/A	N/A	N/A	N/A

Price Cap Tariff Review Plan
Manual Input of EUCL Rates - No PICC or MOU Rates

Total Jurisdiction
(a)

0
0

0

6.50
7.00
9.20

0.00 ok
0.00 ok
0.00 ok

0
0
0
0

0 ok

Price Cap Tariff Review Plan
 Calculation of Minimum & Maximum EU Rates

Total Jurisdiction (a)	No Zone / Zone A (b)	Zone B (c)	Zone C (d)	Zone D (e)	Other Zone (f)
CAP2	N/A	N/A	N/A	N/A	N/A
CAP2	N/A	N/A	N/A	N/A	N/A
CAP2	N/A	N/A	N/A	N/A	N/A
CAP2	CAP2	CAP2	CAP2	CAP2	CAP2
N/A	CAP2	CAP2	CAP2	CAP2	CAP2
N/A	CAP2	CAP2	CAP2	CAP2	CAP2
CAP2	CAP2	CAP2	CAP2	CAP2	CAP2
CAP2	N/A	N/A	N/A	N/A	N/A
CAP2	N/A	N/A	N/A	N/A	N/A
CAP2	CAP2	CAP2	CAP2	CAP2	CAP2
CAP2	N/A	N/A	N/A	N/A	N/A
N/A	CAP2	CAP2	CAP2	CAP2	CAP2
CAP2	N/A	N/A	N/A	N/A	N/A
CAP2	N/A	N/A	N/A	N/A	N/A
CAP2	CAP2	CAP2	CAP2	CAP2	CAP2
CAP2	N/A	N/A	N/A	N/A	N/A
CAP2	N/A	N/A	N/A	N/A	N/A
CAP2	N/A	N/A	N/A	N/A	N/A
CAP2	N/A	N/A	N/A	N/A	N/A
CAP2	N/A	N/A	N/A	N/A	N/A
N/A	CAP2	CAP2	CAP2	CAP2	CAP2
N/A	CAP2	CAP2	CAP2	CAP2	CAP2
N/A	CAP2	CAP2	CAP2	CAP2	CAP2
CAP2	CAP2	CAP2	CAP2	CAP2	CAP2
CAP2	CAP2	CAP2	CAP2	CAP2	CAP2
CAP2	CAP2	CAP2	CAP2	CAP2	CAP2
CAP2	CAP2	CAP2	CAP2	CAP2	CAP2
CAP2	N/A	N/A	N/A	N/A	N/A

Price Cap Tariff Review Plan
Allocation of Pool Revenues to MLB PICC & MLB EUCL

Total Jurisdiction (a)	No Zone / Zone A (b)	Zone B (c)	Zone C (d)	Zone D (e)	Other Zone (f)
No Pooling	N/A	N/A	N/A	N/A	N/A
No Pooling	N/A	N/A	N/A	N/A	N/A
No Pooling	N/A	N/A	N/A	N/A	N/A
No Pooling	N/A	N/A	N/A	N/A	N/A
No Pooling	N/A	N/A	N/A	N/A	N/A
No Pooling	N/A	N/A	N/A	N/A	N/A
No Pooling	N/A	N/A	N/A	N/A	N/A
No Pooling	N/A	N/A	N/A	N/A	N/A
No Pooling	N/A	N/A	N/A	N/A	N/A
No Pooling	N/A	N/A	N/A	N/A	N/A
No Pooling	N/A	N/A	N/A	N/A	N/A
No Pooling	N/A	N/A	N/A	N/A	N/A
No Pooling	N/A	N/A	N/A	N/A	N/A
No Pooling	N/A	N/A	N/A	N/A	N/A
No Pooling	N/A	N/A	N/A	N/A	N/A
No Pooling	N/A	N/A	N/A	N/A	N/A
No Pooling	N/A	N/A	N/A	N/A	N/A
No Pooling	N/A	N/A	N/A	N/A	N/A
No Pooling	No Pooling	No Pooling	No Pooling	No Pooling	No Pooling
N/A	No Pooling	No Pooling	No Pooling	No Pooling	No Pooling
No Pooling	No Pooling	No Pooling	No Pooling	No Pooling	No Pooling
No Pooling	No Pooling	No Pooling	No Pooling	No Pooling	No Pooling
N/A	No Pooling	No Pooling	No Pooling	No Pooling	No Pooling
No Pooling	No Pooling	No Pooling	No Pooling	No Pooling	No Pooling
No Pooling	N/A	N/A	N/A	N/A	N/A

Price Cap Tariff Review Plan
Verification of Recovered CMT Revenue

Total Jurisdiction
(a)

0
0

0
0

0

0

0

Agg.Rate 0

Agg.Rate

0

0 ok

0

0

0

LEC	FCC	Delta	Flag
-----	-----	-------	------

0.00	*
0.00	*
0.00	*
0.00	*
0.00	*
0.00	*

CAP2	No Deaveraging Allowed
CAP2	No Deaveraging Allowed
CAP2	No Deaveraging Allowed

N/A	No Deaveraging Allowed
N/A	No Deaveraging Allowed
N/A	No Deaveraging Allowed

N/A	No Deaveraging Allowed
N/A	No Deaveraging Allowed
N/A	No Deaveraging Allowed

N/A	No Deaveraging Allowed
N/A	No Deaveraging Allowed
N/A	No Deaveraging Allowed
N/A	No Deaveraging Allowed
N/A	No Deaveraging Allowed

0	0	0	*
0	0	0	*
0	0	0	*
0 Agg.Rate		0	*
0 Agg.Rate		0	*
0	0	0	*
0	0	0	*
0	0	0	*
			*
			*

Price Cap Tariff Review Plan
 Calculation of EUCL Limits, PICC Rate and CCL Rates

Total Jurisdiction (a)	No Zone / Zone A (b)	Zone B (c)	Zone C (d)	Zone D (e)	Other Zone * (f)
0	0	0	0	0	0
0	0	0	0	0	0
0	0	0	0	0	0
0	0	0	0	0	0
0	N/A	N/A	N/A	N/A	N/A
0	N/A	N/A	N/A	N/A	N/A
0	N/A	N/A	N/A	N/A	N/A
0	N/A	N/A	N/A	N/A	N/A
0	N/A	N/A	N/A	N/A	N/A
0	N/A	N/A	N/A	N/A	N/A
0	N/A	N/A	N/A	N/A	N/A
6.50	N/A	N/A	N/A	N/A	N/A
7.00	N/A	N/A	N/A	N/A	N/A
9.20	N/A	N/A	N/A	N/A	N/A
0.000000	N/A	N/A	N/A	N/A	N/A
1.000000	N/A	N/A	N/A	N/A	N/A
1.000000	N/A	N/A	N/A	N/A	N/A
0.000000	N/A	N/A	N/A	N/A	N/A

Price Cap Tariff Review Plan
Manual Input of EUCL Rates - No PICC or MOU Rates

Total Jurisdiction
(a)

0
0

0

0.00
0.00
0.00

0.00
0.00
0.00

0
0
0
0

0

Price Cap Tariff Review Plan
 Calculation of Minimum & Maximum EU Rates

Total Jurisdiction (a)	No Zone / Zone A (b)	Zone B (c)	Zone C (d)	Zone D (e)	Other Zone * (f)
CAP2	N/A	N/A	N/A	N/A	N/A
CAP2	N/A	N/A	N/A	N/A	N/A
CAP2	N/A	N/A	N/A	N/A	N/A
CAP2	CAP2	CAP2	CAP2	CAP2	CAP2
N/A	CAP2	CAP2	CAP2	CAP2	CAP2
N/A	CAP2	CAP2	CAP2	CAP2	CAP2
CAP2	CAP2	CAP2	CAP2	CAP2	CAP2
CAP2	N/A	N/A	N/A	N/A	N/A
CAP2	N/A	N/A	N/A	N/A	N/A
CAP2	CAP2	CAP2	CAP2	CAP2	CAP2
CAP2	N/A	N/A	N/A	N/A	N/A
N/A	CAP2	CAP2	CAP2	CAP2	CAP2
CAP2	N/A	N/A	N/A	N/A	N/A
CAP2	N/A	N/A	N/A	N/A	N/A
CAP2	CAP2	CAP2	CAP2	CAP2	CAP2
CAP2	N/A	N/A	N/A	N/A	N/A
CAP2	N/A	N/A	N/A	N/A	N/A
CAP2	N/A	N/A	N/A	N/A	N/A
CAP2	N/A	N/A	N/A	N/A	N/A
CAP2	N/A	N/A	N/A	N/A	N/A
CAP2	N/A	N/A	N/A	N/A	N/A
N/A	CAP2	CAP2	CAP2	CAP2	CAP2
N/A	CAP2	CAP2	CAP2	CAP2	CAP2
N/A	CAP2	CAP2	CAP2	CAP2	CAP2
CAP2	CAP2	CAP2	CAP2	CAP2	CAP2
CAP2	CAP2	CAP2	CAP2	CAP2	CAP2
CAP2	CAP2	CAP2	CAP2	CAP2	CAP2
CAP2	CAP2	CAP2	CAP2	CAP2	CAP2
CAP2	N/A	N/A	N/A	N/A	N/A

Price Cap Tariff Review Plan
Allocation of Pool Revenues to MLB PICC & MLB EUCL

Total Jurisdiction (a)	No Zone / Zone A (b)	Zone B (c)	Zone C (d)	Zone D (e)	Other Zone * (f)
No Pooling	N/A	N/A	N/A	N/A	N/A
No Pooling	N/A	N/A	N/A	N/A	N/A
No Pooling	N/A	N/A	N/A	N/A	N/A
No Pooling	N/A	N/A	N/A	N/A	N/A
No Pooling	N/A	N/A	N/A	N/A	N/A
No Pooling	N/A	N/A	N/A	N/A	N/A
No Pooling	N/A	N/A	N/A	N/A	N/A
No Pooling	N/A	N/A	N/A	N/A	N/A
No Pooling	N/A	N/A	N/A	N/A	N/A
No Pooling	N/A	N/A	N/A	N/A	N/A
No Pooling	N/A	N/A	N/A	N/A	N/A
No Pooling	N/A	N/A	N/A	N/A	N/A
No Pooling	N/A	N/A	N/A	N/A	N/A
No Pooling	N/A	N/A	N/A	N/A	N/A
No Pooling	N/A	N/A	N/A	N/A	N/A
No Pooling	N/A	N/A	N/A	N/A	N/A
No Pooling	N/A	N/A	N/A	N/A	N/A
No Pooling	N/A	N/A	N/A	N/A	N/A
No Pooling	No Pooling	No Pooling	No Pooling	No Pooling	No Pooling
N/A	No Pooling	No Pooling	No Pooling	No Pooling	No Pooling
No Pooling	No Pooling	No Pooling	No Pooling	No Pooling	No Pooling
No Pooling	No Pooling	No Pooling	No Pooling	No Pooling	No Pooling
N/A	No Pooling	No Pooling	No Pooling	No Pooling	No Pooling
No Pooling	No Pooling	No Pooling	No Pooling	No Pooling	No Pooling
No Pooling	N/A	N/A	N/A	N/A	N/A

Price Cap Tariff Review Plan
Verification of Recovered CMT Revenue

Total Jurisdiction
(a)

0
0

0
0

0

0

0

0
0

0

0

0

0
0
0

Price Cap Tariff Review Plan
 Calculation of EUCL Limits, PICC Rate and CCL Rates

Total Jurisdiction (a)	No Zone / Zone A (b)	Zone B (c)	Zone C (d)	Zone D (e)	Other Zone * (f)
0	0	0	0	0	0
0	0	0	0	0	0
0	0	0	0	0	0
0	0	0	0	0	0
0	N/A	N/A	N/A	N/A	N/A
0	N/A	N/A	N/A	N/A	N/A
0	N/A	N/A	N/A	N/A	N/A
0	N/A	N/A	N/A	N/A	N/A
0	N/A	N/A	N/A	N/A	N/A
0	N/A	N/A	N/A	N/A	N/A
0	N/A	N/A	N/A	N/A	N/A
0	N/A	N/A	N/A	N/A	N/A
6.50	N/A	N/A	N/A	N/A	N/A
7.00	N/A	N/A	N/A	N/A	N/A
9.20	N/A	N/A	N/A	N/A	N/A
0.000000	N/A	N/A	N/A	N/A	N/A
0.000000	N/A	N/A	N/A	N/A	N/A
0.000000	N/A	N/A	N/A	N/A	N/A
0.000000	N/A	N/A	N/A	N/A	N/A

Price Cap Tariff Review Plan
 Calculation of EUCL Limits, PICC Rate and CCL Rates

Total Jurisdiction (a)	No Zone / Zone A (b)	Zone B (c)	Zone C (d)	Zone D (e)	Other Zone * (f)
0	N/A	N/A	N/A	N/A	N/A
0	N/A	N/A	N/A	N/A	N/A
0	N/A	N/A	N/A	N/A	N/A
0	N/A	N/A	N/A	N/A	N/A
0	N/A	N/A	N/A	N/A	N/A
0	N/A	N/A	N/A	N/A	N/A
0	N/A	N/A	N/A	N/A	N/A
0	N/A	N/A	N/A	N/A	N/A
0	N/A	N/A	N/A	N/A	N/A
0	N/A	N/A	N/A	N/A	N/A
0	N/A	N/A	N/A	N/A	N/A
0	N/A	N/A	N/A	N/A	N/A
0	N/A	N/A	N/A	N/A	N/A
0.000000	N/A	N/A	N/A	N/A	N/A
0	N/A	N/A	N/A	N/A	N/A
0.000000	N/A	N/A	N/A	N/A	N/A
0.000000	N/A	N/A	N/A	N/A	N/A
0	N/A	N/A	N/A	N/A	N/A
0	N/A	N/A	N/A	N/A	N/A
0	N/A	N/A	N/A	N/A	N/A
0.000000	N/A	N/A	N/A	N/A	N/A
0.000000	N/A	N/A	N/A	N/A	N/A
0	N/A	N/A	N/A	N/A	N/A
0.000000	N/A	N/A	N/A	N/A	N/A
0.000000	N/A	N/A	N/A	N/A	N/A
0	N/A	N/A	N/A	N/A	N/A
0	N/A	N/A	N/A	N/A	N/A
0	N/A	N/A	N/A	N/A	N/A
YES	N/A	N/A	N/A	N/A	N/A
No	N/A	N/A	N/A	N/A	N/A
No	N/A	N/A	N/A	N/A	N/A
CAP2	N/A	N/A	N/A	N/A	N/A
	N/A	N/A	N/A	N/A	N/A
	N/A	N/A	N/A	N/A	N/A
	N/A	N/A	N/A	N/A	N/A

Price Cap Tariff Review Plan
Manual Input of EUCL Rates - No PICC or MOU Rates

Total Jurisdiction
(a)

0
0

0

0.00
0.00
0.00

0.00
0.00
0.00

0
0
0
0

0

Price Cap Tariff Review Plan
 Calculation of Minimum & Maximum EU Rates

	Total Jurisdiction (a)	No Zone / Zone A (b)	Zone B (c)	Zone C (d)	Zone D (e)	Other Zone * (f)
	0	N/A	N/A	N/A	N/A	N/A
	0	N/A	N/A	N/A	N/A	N/A
	0	N/A	N/A	N/A	N/A	N/A
	0	0	0	0	0	0
N/A		0.00	0.00	0.00	0.00	0.00
N/A		0.00	0.00	0.00	0.00	0.00
	0	0	0	0	0	0
	0	N/A	N/A	N/A	N/A	N/A
	0	N/A	N/A	N/A	N/A	N/A
	0	0	0	0	0	0
	0	N/A	N/A	N/A	N/A	N/A
N/A		0	0	0	0	0
	0	N/A	N/A	N/A	N/A	N/A
	0	N/A	N/A	N/A	N/A	N/A
	0	N/A	N/A	N/A	N/A	N/A
	0	0	0	0	0	0
	0	N/A	N/A	N/A	N/A	N/A
	0	N/A	N/A	N/A	N/A	N/A
	0	N/A	N/A	N/A	N/A	N/A
	0	N/A	N/A	N/A	N/A	N/A
N/A		0.00	0.00	0.00	0.00	0.00
N/A		0.00	0.00	0.00	0.00	0.00
N/A		0.00	0.00	0.00	0.00	0.00
	0	0	0	0	0	0
	0	0	0	0	0	0
	0	0	0	0	0	0
	0	0	0	0	0	0
	0	N/A	N/A	N/A	N/A	N/A

Price Cap Tariff Review Plan
Allocation of Pool Revenues to MLB PICC & MLB EUCL

Total Jurisdiction (a)	No Zone / Zone A (b)	Zone B (c)	Zone C (d)	Zone D (e)	Other Zone * (f)
No Pooling	N/A	N/A	N/A	N/A	N/A
No Pooling	N/A	N/A	N/A	N/A	N/A
No Pooling	N/A	N/A	N/A	N/A	N/A
No Pooling	N/A	N/A	N/A	N/A	N/A
No Pooling	N/A	N/A	N/A	N/A	N/A
No Pooling	N/A	N/A	N/A	N/A	N/A
No Pooling	N/A	N/A	N/A	N/A	N/A
No Pooling	N/A	N/A	N/A	N/A	N/A
No Pooling	N/A	N/A	N/A	N/A	N/A
No Pooling	N/A	N/A	N/A	N/A	N/A
No Pooling	N/A	N/A	N/A	N/A	N/A
No Pooling	N/A	N/A	N/A	N/A	N/A
No Pooling	N/A	N/A	N/A	N/A	N/A
No Pooling	N/A	N/A	N/A	N/A	N/A
No Pooling	N/A	N/A	N/A	N/A	N/A
No Pooling	No Pooling	No Pooling	No Pooling	No Pooling	No Pooling
N/A	No Pooling	No Pooling	No Pooling	No Pooling	No Pooling
No Pooling	No Pooling	No Pooling	No Pooling	No Pooling	No Pooling
No Pooling	No Pooling	No Pooling	No Pooling	No Pooling	No Pooling
N/A	No Pooling	No Pooling	No Pooling	No Pooling	No Pooling
No Pooling	No Pooling	No Pooling	No Pooling	No Pooling	No Pooling
No Pooling	N/A	N/A	N/A	N/A	N/A

Price Cap Tariff Review Plan
Verification of Recovered CMT Revenue

Total Jurisdiction
(a)

0
0

0
0

0

0

0

0
0

0

0

0

0
0
0

Price Cap Tariff Review Plan
 Calculation of EUCL Limits, PICC Rate and CCL Rates

Total Jurisdiction (a)	No Zone / Zone A (b)	Zone B (c)	Zone C (d)	Zone D (e)	Other Zone (f)
0	0	0	0	0	0
0	0	0	0	0	0
0	0	0	0	0	0
0	0	0	0	0	0
0	N/A	N/A	N/A	N/A	N/A
0	N/A	N/A	N/A	N/A	N/A
0	N/A	N/A	N/A	N/A	N/A
0	N/A	N/A	N/A	N/A	N/A
0	N/A	N/A	N/A	N/A	N/A
0	N/A	N/A	N/A	N/A	N/A
0	N/A	N/A	N/A	N/A	N/A
0	N/A	N/A	N/A	N/A	N/A
6.50	N/A	N/A	N/A	N/A	N/A
7.00	N/A	N/A	N/A	N/A	N/A
9.20	N/A	N/A	N/A	N/A	N/A
0.000000	N/A	N/A	N/A	N/A	N/A
1.000000	N/A	N/A	N/A	N/A	N/A
0.000000	N/A	N/A	N/A	N/A	N/A
0.000000	N/A	N/A	N/A	N/A	N/A

Price Cap Tariff Review Plan
Manual Input of EUCL Rates - No PICC or MOU Rates

Total Jurisdiction
(a)

ok
ok
ok

Price Cap Tariff Review Plan
 Calculation of Minimum & Maximum EU Rates

Total Jurisdiction (a)	No Zone / Zone A (b)	Zone B (c)	Zone C (d)	Zone D (e)	Other Zone (f)
	N/A	N/A	N/A	N/A	N/A
	N/A	N/A	N/A	N/A	N/A
	N/A	N/A	N/A	N/A	N/A
N/A					
N/A					
	N/A	N/A	N/A	N/A	N/A
	N/A	N/A	N/A	N/A	N/A
	N/A	N/A	N/A	N/A	N/A
N/A					
	N/A	N/A	N/A	N/A	N/A
	N/A	N/A	N/A	N/A	N/A
	N/A	N/A	N/A	N/A	N/A
	N/A	N/A	N/A	N/A	N/A
	N/A	N/A	N/A	N/A	N/A
N/A					
N/A					
N/A					
	N/A	N/A	N/A	N/A	N/A

Price Cap Tariff Review Plan
 Allocation of Pool Revenues to MLB PICC & MLB EUCL

Total Jurisdiction (a)	No Zone / Zone A (b)	Zone B (c)	Zone C (d)	Zone D (e)	Other Zone (f)
	N/A	N/A	N/A	N/A	N/A
	N/A	N/A	N/A	N/A	N/A
	N/A	N/A	N/A	N/A	N/A
	N/A	N/A	N/A	N/A	N/A
	N/A	N/A	N/A	N/A	N/A
	N/A	N/A	N/A	N/A	N/A
	N/A	N/A	N/A	N/A	N/A
	N/A	N/A	N/A	N/A	N/A
	N/A	N/A	N/A	N/A	N/A
	N/A	N/A	N/A	N/A	N/A
N/A					
N/A					
	N/A	N/A	N/A	N/A	N/A

Price Cap Tariff Review Plan
Verification of Recovered CMT Revenue

Total Jurisdiction
(a)

0
0

0
0

0

0

0

Agg.Rate 0

Agg.Rate
0

0 ok

0
0
0

LEC	FCC	Delta	Flag
-----	-----	-------	------

		0.00	*
		0.00	*
		0.00	*
		0.00	*
		0.00	*
		0.00	*

0	0	0	*
0	0	0	*
0	0	0	*
0 Agg.Rate		0	*
0 Agg.Rate		0	*
0	0	0	*
0	0	0	*
0	0	0	*
			*
			*

Price Cap Tariff Review Plan
 Calculation of EUCL Limits, PICC Rate and CCL Rates

Total Jurisdiction (a)	No Zone / Zone A (b)	Zone B (c)	Zone C (d)	Zone D (e)	Other Zone (f)
0	0	0	0	0	0
0	0	0	0	0	0
0	0	0	0	0	0
0	0	0	0	0	0
0	N/A	N/A	N/A	N/A	N/A
0	N/A	N/A	N/A	N/A	N/A
0	N/A	N/A	N/A	N/A	N/A
0	N/A	N/A	N/A	N/A	N/A
0	N/A	N/A	N/A	N/A	N/A
0	N/A	N/A	N/A	N/A	N/A
0	N/A	N/A	N/A	N/A	N/A
0	N/A	N/A	N/A	N/A	N/A
6.50	N/A	N/A	N/A	N/A	N/A
7.00	N/A	N/A	N/A	N/A	N/A
9.20	N/A	N/A	N/A	N/A	N/A
0.000000	N/A	N/A	N/A	N/A	N/A
0.000000	N/A	N/A	N/A	N/A	N/A
0.0000	N/A	N/A	N/A	N/A	N/A
0.000000	N/A	N/A	N/A	N/A	N/A

Price Cap Tariff Review Plan
Manual Input of EUCL Rates - No PICC or MOU Rates

Total Jurisdiction
(a)

0
0

0

6.50
7.00
9.20

0.00 ok
0.00 ok
0.00 ok

0
0
0
0

0 ok

Price Cap Tariff Review Plan
 Calculation of Minimum & Maximum EU Rates

Total Jurisdiction (a)	No Zone / Zone A (b)	Zone B (c)	Zone C (d)	Zone D (e)	Other Zone (f)
CAP2	N/A	N/A	N/A	N/A	N/A
CAP2	N/A	N/A	N/A	N/A	N/A
CAP2	N/A	N/A	N/A	N/A	N/A
CAP2	CAP2	CAP2	CAP2	CAP2	CAP2
N/A	CAP2	CAP2	CAP2	CAP2	CAP2
N/A	CAP2	CAP2	CAP2	CAP2	CAP2
CAP2	CAP2	CAP2	CAP2	CAP2	CAP2
CAP2	N/A	N/A	N/A	N/A	N/A
CAP2	N/A	N/A	N/A	N/A	N/A
CAP2	CAP2	CAP2	CAP2	CAP2	CAP2
CAP2	N/A	N/A	N/A	N/A	N/A
N/A	CAP2	CAP2	CAP2	CAP2	CAP2
CAP2	N/A	N/A	N/A	N/A	N/A
CAP2	N/A	N/A	N/A	N/A	N/A
CAP2	CAP2	CAP2	CAP2	CAP2	CAP2
CAP2	N/A	N/A	N/A	N/A	N/A
CAP2	N/A	N/A	N/A	N/A	N/A
CAP2	N/A	N/A	N/A	N/A	N/A
CAP2	CAP2	CAP2	CAP2	CAP2	CAP2
N/A	CAP2	CAP2	CAP2	CAP2	CAP2
N/A	CAP2	CAP2	CAP2	CAP2	CAP2
N/A	CAP2	CAP2	CAP2	CAP2	CAP2
CAP2	CAP2	CAP2	CAP2	CAP2	CAP2
CAP2	CAP2	CAP2	CAP2	CAP2	CAP2
CAP2	CAP2	CAP2	CAP2	CAP2	CAP2
CAP2	CAP2	CAP2	CAP2	CAP2	CAP2
CAP2	N/A	N/A	N/A	N/A	N/A

Price Cap Tariff Review Plan
Allocation of Pool Revenues to MLB PICC & MLB EUCL

Total Jurisdiction (a)	No Zone / Zone A (b)	Zone B (c)	Zone C (d)	Zone D (e)	Other Zone (f)
No Pooling	N/A	N/A	N/A	N/A	N/A
No Pooling	N/A	N/A	N/A	N/A	N/A
No Pooling	N/A	N/A	N/A	N/A	N/A
No Pooling	N/A	N/A	N/A	N/A	N/A
No Pooling	N/A	N/A	N/A	N/A	N/A
No Pooling	N/A	N/A	N/A	N/A	N/A
No Pooling	N/A	N/A	N/A	N/A	N/A
No Pooling	N/A	N/A	N/A	N/A	N/A
No Pooling	N/A	N/A	N/A	N/A	N/A
No Pooling	N/A	N/A	N/A	N/A	N/A
No Pooling	N/A	N/A	N/A	N/A	N/A
No Pooling	N/A	N/A	N/A	N/A	N/A
No Pooling	N/A	N/A	N/A	N/A	N/A
No Pooling	N/A	N/A	N/A	N/A	N/A
No Pooling	No Pooling	No Pooling	No Pooling	No Pooling	No Pooling
N/A	No Pooling	No Pooling	No Pooling	No Pooling	No Pooling
No Pooling	No Pooling	No Pooling	No Pooling	No Pooling	No Pooling
No Pooling	No Pooling	No Pooling	No Pooling	No Pooling	No Pooling
N/A	No Pooling	No Pooling	No Pooling	No Pooling	No Pooling
No Pooling	No Pooling	No Pooling	No Pooling	No Pooling	No Pooling
No Pooling	N/A	N/A	N/A	N/A	N/A

Price Cap Tariff Review Plan
Verification of Recovered CMT Revenue

Total Jurisdiction
(a)

0
0

0
0

0

0

0

Agg.Rate 0

Agg.Rate
0

0 ok

0
0
0

LEC	FCC	Delta	Flag
-----	-----	-------	------

0.00	*
0.00	*
0.00	*
0.00	*
0.00	*
0.00	*

CAP2	No Deaveraging Allowed
CAP2	No Deaveraging Allowed
CAP2	No Deaveraging Allowed

N/A	No Deaveraging Allowed
N/A	No Deaveraging Allowed
N/A	No Deaveraging Allowed

N/A	No Deaveraging Allowed
N/A	No Deaveraging Allowed
N/A	No Deaveraging Allowed

N/A	No Deaveraging Allowed
N/A	No Deaveraging Allowed
N/A	No Deaveraging Allowed
N/A	No Deaveraging Allowed
N/A	No Deaveraging Allowed

0	0	0	*
0	0	0	*
0	0	0	*
0 Agg.Rate		0	*
0 Agg.Rate		0	*
0	0	0	*
0	0	0	*
0	0	0	*
			*
			*

Price Cap Tariff Review Plan
 Calculation of EUCL Limits, PICC Rate and CCL Rates

Total Jurisdiction (a)	No Zone / Zone A (b)	Zone B (c)	Zone C (d)	Zone D (e)	Other Zone * (f)
0	0	0	0	0	0
0	0	0	0	0	0
0	0	0	0	0	0
0	0	0	0	0	0
0	N/A	N/A	N/A	N/A	N/A
0	N/A	N/A	N/A	N/A	N/A
0	N/A	N/A	N/A	N/A	N/A
0	N/A	N/A	N/A	N/A	N/A
0	N/A	N/A	N/A	N/A	N/A
0	N/A	N/A	N/A	N/A	N/A
0	N/A	N/A	N/A	N/A	N/A
6.50	N/A	N/A	N/A	N/A	N/A
7.00	N/A	N/A	N/A	N/A	N/A
9.20	N/A	N/A	N/A	N/A	N/A
0.000000	N/A	N/A	N/A	N/A	N/A
1.000000	N/A	N/A	N/A	N/A	N/A
1.000000	N/A	N/A	N/A	N/A	N/A
0.000000	N/A	N/A	N/A	N/A	N/A

Price Cap Tariff Review Plan
Manual Input of EUCL Rates - No PICC or MOU Rates

Total Jurisdiction
(a)

0
0

0

0.00
0.00
0.00

0.00
0.00
0.00

0
0
0
0

0

Price Cap Tariff Review Plan
 Calculation of Minimum & Maximum EU Rates

Total Jurisdiction (a)	No Zone / Zone A (b)	Zone B (c)	Zone C (d)	Zone D (e)	Other Zone * (f)
CAP2	N/A	N/A	N/A	N/A	N/A
CAP2	N/A	N/A	N/A	N/A	N/A
CAP2	N/A	N/A	N/A	N/A	N/A
CAP2	CAP2	CAP2	CAP2	CAP2	CAP2
N/A	CAP2	CAP2	CAP2	CAP2	CAP2
N/A	CAP2	CAP2	CAP2	CAP2	CAP2
CAP2	CAP2	CAP2	CAP2	CAP2	CAP2
CAP2	N/A	N/A	N/A	N/A	N/A
CAP2	N/A	N/A	N/A	N/A	N/A
CAP2	CAP2	CAP2	CAP2	CAP2	CAP2
CAP2	N/A	N/A	N/A	N/A	N/A
N/A	CAP2	CAP2	CAP2	CAP2	CAP2
CAP2	N/A	N/A	N/A	N/A	N/A
CAP2	N/A	N/A	N/A	N/A	N/A
CAP2	CAP2	CAP2	CAP2	CAP2	CAP2
CAP2	N/A	N/A	N/A	N/A	N/A
CAP2	N/A	N/A	N/A	N/A	N/A
CAP2	N/A	N/A	N/A	N/A	N/A
CAP2	N/A	N/A	N/A	N/A	N/A
CAP2	N/A	N/A	N/A	N/A	N/A
CAP2	N/A	N/A	N/A	N/A	N/A
N/A	CAP2	CAP2	CAP2	CAP2	CAP2
N/A	CAP2	CAP2	CAP2	CAP2	CAP2
N/A	CAP2	CAP2	CAP2	CAP2	CAP2
CAP2	CAP2	CAP2	CAP2	CAP2	CAP2
CAP2	CAP2	CAP2	CAP2	CAP2	CAP2
CAP2	CAP2	CAP2	CAP2	CAP2	CAP2
CAP2	CAP2	CAP2	CAP2	CAP2	CAP2
CAP2	N/A	N/A	N/A	N/A	N/A

Price Cap Tariff Review Plan
Allocation of Pool Revenues to MLB PICC & MLB EUCL

Total Jurisdiction (a)	No Zone / Zone A (b)	Zone B (c)	Zone C (d)	Zone D (e)	Other Zone * (f)
No Pooling	N/A	N/A	N/A	N/A	N/A
No Pooling	N/A	N/A	N/A	N/A	N/A
No Pooling	N/A	N/A	N/A	N/A	N/A
No Pooling	N/A	N/A	N/A	N/A	N/A
No Pooling	N/A	N/A	N/A	N/A	N/A
No Pooling	N/A	N/A	N/A	N/A	N/A
No Pooling	N/A	N/A	N/A	N/A	N/A
No Pooling	N/A	N/A	N/A	N/A	N/A
No Pooling	N/A	N/A	N/A	N/A	N/A
No Pooling	N/A	N/A	N/A	N/A	N/A
No Pooling	N/A	N/A	N/A	N/A	N/A
No Pooling	N/A	N/A	N/A	N/A	N/A
No Pooling	N/A	N/A	N/A	N/A	N/A
No Pooling	N/A	N/A	N/A	N/A	N/A
No Pooling	N/A	N/A	N/A	N/A	N/A
No Pooling	N/A	N/A	N/A	N/A	N/A
No Pooling	N/A	N/A	N/A	N/A	N/A
No Pooling	N/A	N/A	N/A	N/A	N/A
No Pooling	No Pooling	No Pooling	No Pooling	No Pooling	No Pooling
N/A	No Pooling	No Pooling	No Pooling	No Pooling	No Pooling
No Pooling	No Pooling	No Pooling	No Pooling	No Pooling	No Pooling
No Pooling	No Pooling	No Pooling	No Pooling	No Pooling	No Pooling
N/A	No Pooling	No Pooling	No Pooling	No Pooling	No Pooling
No Pooling	No Pooling	No Pooling	No Pooling	No Pooling	No Pooling
No Pooling	N/A	N/A	N/A	N/A	N/A

Price Cap Tariff Review Plan
Verification of Recovered CMT Revenue

Total Jurisdiction
(a)

0
0

0
0

0

0

0

0
0

0

0

0

0
0
0

Price Cap Tariff Review Plan
 Calculation of EUCL Limits, PICC Rate and CCL Rates

Total Jurisdiction (a)	No Zone / Zone A (b)	Zone B (c)	Zone C (d)	Zone D (e)	Other Zone * (f)
0	N/A	N/A	N/A	N/A	N/A
0	N/A	N/A	N/A	N/A	N/A
0	N/A	N/A	N/A	N/A	N/A
0	N/A	N/A	N/A	N/A	N/A
0	N/A	N/A	N/A	N/A	N/A
0	N/A	N/A	N/A	N/A	N/A
0	N/A	N/A	N/A	N/A	N/A
0	N/A	N/A	N/A	N/A	N/A
0	N/A	N/A	N/A	N/A	N/A
0	N/A	N/A	N/A	N/A	N/A
0	N/A	N/A	N/A	N/A	N/A
0	N/A	N/A	N/A	N/A	N/A
0	N/A	N/A	N/A	N/A	N/A
0.000000	N/A	N/A	N/A	N/A	N/A
0	N/A	N/A	N/A	N/A	N/A
0.000000	N/A	N/A	N/A	N/A	N/A
0.000000	N/A	N/A	N/A	N/A	N/A
0	N/A	N/A	N/A	N/A	N/A
0	N/A	N/A	N/A	N/A	N/A
0	N/A	N/A	N/A	N/A	N/A
0.000000	N/A	N/A	N/A	N/A	N/A
0.000000	N/A	N/A	N/A	N/A	N/A
0	N/A	N/A	N/A	N/A	N/A
0.000000	N/A	N/A	N/A	N/A	N/A
0.000000	N/A	N/A	N/A	N/A	N/A
0	N/A	N/A	N/A	N/A	N/A
0	N/A	N/A	N/A	N/A	N/A
0	N/A	N/A	N/A	N/A	N/A
YES	N/A	N/A	N/A	N/A	N/A
No	N/A	N/A	N/A	N/A	N/A
No	N/A	N/A	N/A	N/A	N/A
CAP2	N/A	N/A	N/A	N/A	N/A
	N/A	N/A	N/A	N/A	N/A
	N/A	N/A	N/A	N/A	N/A
	N/A	N/A	N/A	N/A	N/A

Price Cap Tariff Review Plan
Manual Input of EUCL Rates - No PICC or MOU Rates

Total Jurisdiction
(a)

0
0

0

0.00
0.00
0.00

0.00
0.00
0.00

0
0
0
0

0

Price Cap Tariff Review Plan
 Calculation of Minimum & Maximum EU Rates

	Total Jurisdiction (a)	No Zone / Zone A (b)	Zone B (c)	Zone C (d)	Zone D (e)	Other Zone * (f)
	0	N/A	N/A	N/A	N/A	N/A
	0	N/A	N/A	N/A	N/A	N/A
	0	N/A	N/A	N/A	N/A	N/A
	0	0	0	0	0	0
N/A		0.00	0.00	0.00	0.00	0.00
N/A		0.00	0.00	0.00	0.00	0.00
	0	0	0	0	0	0
	0	N/A	N/A	N/A	N/A	N/A
	0	N/A	N/A	N/A	N/A	N/A
	0	0	0	0	0	0
	0	N/A	N/A	N/A	N/A	N/A
N/A		0	0	0	0	0
	0	N/A	N/A	N/A	N/A	N/A
	0	N/A	N/A	N/A	N/A	N/A
	0	N/A	N/A	N/A	N/A	N/A
	0	0	0	0	0	0
	0	N/A	N/A	N/A	N/A	N/A
	0	N/A	N/A	N/A	N/A	N/A
	0	N/A	N/A	N/A	N/A	N/A
	0	N/A	N/A	N/A	N/A	N/A
N/A		0.00	0.00	0.00	0.00	0.00
N/A		0.00	0.00	0.00	0.00	0.00
N/A		0.00	0.00	0.00	0.00	0.00
	0	0	0	0	0	0
	0	0	0	0	0	0
	0	0	0	0	0	0
	0	0	0	0	0	0
	0	N/A	N/A	N/A	N/A	N/A

Price Cap Tariff Review Plan
Allocation of Pool Revenues to MLB PICC & MLB EUCL

Total Jurisdiction (a)	No Zone / Zone A (b)	Zone B (c)	Zone C (d)	Zone D (e)	Other Zone * (f)
No Pooling	N/A	N/A	N/A	N/A	N/A
No Pooling	N/A	N/A	N/A	N/A	N/A
No Pooling	N/A	N/A	N/A	N/A	N/A
No Pooling	N/A	N/A	N/A	N/A	N/A
No Pooling	N/A	N/A	N/A	N/A	N/A
No Pooling	N/A	N/A	N/A	N/A	N/A
No Pooling	N/A	N/A	N/A	N/A	N/A
No Pooling	N/A	N/A	N/A	N/A	N/A
No Pooling	N/A	N/A	N/A	N/A	N/A
No Pooling	N/A	N/A	N/A	N/A	N/A
No Pooling	N/A	N/A	N/A	N/A	N/A
No Pooling	N/A	N/A	N/A	N/A	N/A
No Pooling	N/A	N/A	N/A	N/A	N/A
No Pooling	N/A	N/A	N/A	N/A	N/A
No Pooling	N/A	N/A	N/A	N/A	N/A
No Pooling	No Pooling	No Pooling	No Pooling	No Pooling	No Pooling
N/A	No Pooling	No Pooling	No Pooling	No Pooling	No Pooling
No Pooling	No Pooling	No Pooling	No Pooling	No Pooling	No Pooling
No Pooling	No Pooling	No Pooling	No Pooling	No Pooling	No Pooling
N/A	No Pooling	No Pooling	No Pooling	No Pooling	No Pooling
No Pooling	No Pooling	No Pooling	No Pooling	No Pooling	No Pooling
No Pooling	N/A	N/A	N/A	N/A	N/A

Price Cap Tariff Review Plan
Verification of Recovered CMT Revenue

Total Jurisdiction
(a)

0
0

0
0

0

0

0

0
0

0

0

0

0
0
0

Price Cap Tariff Review Plan
 Calculation of EUCL Limits, PICC Rate and CCL Rates

Total Jurisdiction (a)	No Zone / Zone A (b)	Zone B (c)	Zone C (d)	Zone D (e)	Other Zone (f)
0	0	0	0	0	0
0	0	0	0	0	0
0	0	0	0	0	0
0	0	0	0	0	0
0	N/A	N/A	N/A	N/A	N/A
0	N/A	N/A	N/A	N/A	N/A
0	N/A	N/A	N/A	N/A	N/A
0	N/A	N/A	N/A	N/A	N/A
0	N/A	N/A	N/A	N/A	N/A
0	N/A	N/A	N/A	N/A	N/A
0	N/A	N/A	N/A	N/A	N/A
6.50	N/A	N/A	N/A	N/A	N/A
7.00	N/A	N/A	N/A	N/A	N/A
9.20	N/A	N/A	N/A	N/A	N/A
0.000000	N/A	N/A	N/A	N/A	N/A
1.000000	N/A	N/A	N/A	N/A	N/A
0.000000	N/A	N/A	N/A	N/A	N/A
0.000000	N/A	N/A	N/A	N/A	N/A

Price Cap Tariff Review Plan
Manual Input of EUCL Rates - No PICC or MOU Rates

Total Jurisdiction
(a)

ok
ok
ok

Price Cap Tariff Review Plan
 Calculation of Minimum & Maximum EU Rates

Total Jurisdiction (a)	No Zone / Zone A (b)	Zone B (c)	Zone C (d)	Zone D (e)	Other Zone (f)
	N/A	N/A	N/A	N/A	N/A
	N/A	N/A	N/A	N/A	N/A
	N/A	N/A	N/A	N/A	N/A
N/A					
N/A					
	N/A	N/A	N/A	N/A	N/A
	N/A	N/A	N/A	N/A	N/A
	N/A	N/A	N/A	N/A	N/A
N/A					
	N/A	N/A	N/A	N/A	N/A
	N/A	N/A	N/A	N/A	N/A
	N/A	N/A	N/A	N/A	N/A
	N/A	N/A	N/A	N/A	N/A
	N/A	N/A	N/A	N/A	N/A
N/A					
N/A					
N/A					
	N/A	N/A	N/A	N/A	N/A

Price Cap Tariff Review Plan
Verification of Recovered CMT Revenue

Total Jurisdiction
(a)

0
0

0
0

0

0

0

0
Agg.Rate

0
Agg.Rate

0 ok

0
0
0

LEC	FCC	Delta	Flag
-----	-----	-------	------

		0.00	*
		0.00	*
		0.00	*
		0.00	*
		0.00	*
		0.00	*

0	0	0	*
0	0	0	*
0	0	0	*
0 Agg.Rate		0	*
0 Agg.Rate		0	*
0	0	0	*
0	0	0	*
0	0	0	*
			*
			*

Price Cap Tariff Review Plan
 Calculation of EUCL Limits, PICC Rate and CCL Rates

Total Jurisdiction (a)	No Zone / Zone A (b)	Zone B (c)	Zone C (d)	Zone D (e)	Other Zone (f)
0	0	0	0	0	0
0	0	0	0	0	0
0	0	0	0	0	0
0	0	0	0	0	0
0	N/A	N/A	N/A	N/A	N/A
0	N/A	N/A	N/A	N/A	N/A
0	N/A	N/A	N/A	N/A	N/A
0	N/A	N/A	N/A	N/A	N/A
0	N/A	N/A	N/A	N/A	N/A
0	N/A	N/A	N/A	N/A	N/A
0	N/A	N/A	N/A	N/A	N/A
0	N/A	N/A	N/A	N/A	N/A
6.50	N/A	N/A	N/A	N/A	N/A
7.00	N/A	N/A	N/A	N/A	N/A
9.20	N/A	N/A	N/A	N/A	N/A
0.000000	N/A	N/A	N/A	N/A	N/A
0.000000	N/A	N/A	N/A	N/A	N/A
0.0000	N/A	N/A	N/A	N/A	N/A
0.000000	N/A	N/A	N/A	N/A	N/A

Price Cap Tariff Review Plan
Manual Input of EUCL Rates - No PICC or MOU Rates

Total Jurisdiction
(a)

0
0

0

6.50
7.00
9.20

0.00 ok
0.00 ok
0.00 ok

0
0
0
0

0 ok

Price Cap Tariff Review Plan
 Calculation of Minimum & Maximum EU Rates

Total Jurisdiction (a)	No Zone / Zone A (b)	Zone B (c)	Zone C (d)	Zone D (e)	Other Zone (f)
CAP2	N/A	N/A	N/A	N/A	N/A
CAP2	N/A	N/A	N/A	N/A	N/A
CAP2	N/A	N/A	N/A	N/A	N/A
CAP2	CAP2	CAP2	CAP2	CAP2	CAP2
N/A	CAP2	CAP2	CAP2	CAP2	CAP2
N/A	CAP2	CAP2	CAP2	CAP2	CAP2
CAP2	CAP2	CAP2	CAP2	CAP2	CAP2
CAP2	N/A	N/A	N/A	N/A	N/A
CAP2	N/A	N/A	N/A	N/A	N/A
CAP2	CAP2	CAP2	CAP2	CAP2	CAP2
CAP2	N/A	N/A	N/A	N/A	N/A
N/A	CAP2	CAP2	CAP2	CAP2	CAP2
CAP2	N/A	N/A	N/A	N/A	N/A
CAP2	N/A	N/A	N/A	N/A	N/A
CAP2	CAP2	CAP2	CAP2	CAP2	CAP2
CAP2	N/A	N/A	N/A	N/A	N/A
CAP2	N/A	N/A	N/A	N/A	N/A
CAP2	N/A	N/A	N/A	N/A	N/A
CAP2	CAP2	CAP2	CAP2	CAP2	CAP2
N/A	CAP2	CAP2	CAP2	CAP2	CAP2
N/A	CAP2	CAP2	CAP2	CAP2	CAP2
N/A	CAP2	CAP2	CAP2	CAP2	CAP2
CAP2	CAP2	CAP2	CAP2	CAP2	CAP2
CAP2	CAP2	CAP2	CAP2	CAP2	CAP2
CAP2	CAP2	CAP2	CAP2	CAP2	CAP2
CAP2	CAP2	CAP2	CAP2	CAP2	CAP2
CAP2	N/A	N/A	N/A	N/A	N/A

Price Cap Tariff Review Plan
Allocation of Pool Revenues to MLB PICC & MLB EUCL

Total Jurisdiction (a)	No Zone / Zone A (b)	Zone B (c)	Zone C (d)	Zone D (e)	Other Zone (f)
No Pooling	N/A	N/A	N/A	N/A	N/A
No Pooling	N/A	N/A	N/A	N/A	N/A
No Pooling	N/A	N/A	N/A	N/A	N/A
No Pooling	N/A	N/A	N/A	N/A	N/A
No Pooling	N/A	N/A	N/A	N/A	N/A
No Pooling	N/A	N/A	N/A	N/A	N/A
No Pooling	N/A	N/A	N/A	N/A	N/A
No Pooling	N/A	N/A	N/A	N/A	N/A
No Pooling	N/A	N/A	N/A	N/A	N/A
No Pooling	N/A	N/A	N/A	N/A	N/A
No Pooling	N/A	N/A	N/A	N/A	N/A
No Pooling	N/A	N/A	N/A	N/A	N/A
No Pooling	N/A	N/A	N/A	N/A	N/A
No Pooling	N/A	N/A	N/A	N/A	N/A
No Pooling	N/A	N/A	N/A	N/A	N/A
No Pooling	No Pooling	No Pooling	No Pooling	No Pooling	No Pooling
N/A	No Pooling	No Pooling	No Pooling	No Pooling	No Pooling
No Pooling	No Pooling	No Pooling	No Pooling	No Pooling	No Pooling
No Pooling	No Pooling	No Pooling	No Pooling	No Pooling	No Pooling
N/A	No Pooling	No Pooling	No Pooling	No Pooling	No Pooling
No Pooling	No Pooling	No Pooling	No Pooling	No Pooling	No Pooling
No Pooling	N/A	N/A	N/A	N/A	N/A

Price Cap Tariff Review Plan
Verification of Recovered CMT Revenue

Total Jurisdiction
(a)

0
0

0
0

0

0

0

Agg.Rate 0

Agg.Rate

0

0 ok

0
0
0

LEC	FCC	Delta	Flag
-----	-----	-------	------

0.00	*
0.00	*
0.00	*
0.00	*
0.00	*
0.00	*

CAP2	No Deaveraging Allowed
CAP2	No Deaveraging Allowed
CAP2	No Deaveraging Allowed

N/A	No Deaveraging Allowed
N/A	No Deaveraging Allowed
N/A	No Deaveraging Allowed

N/A	No Deaveraging Allowed
N/A	No Deaveraging Allowed
N/A	No Deaveraging Allowed

N/A	No Deaveraging Allowed
N/A	No Deaveraging Allowed
N/A	No Deaveraging Allowed
N/A	No Deaveraging Allowed
N/A	No Deaveraging Allowed

0	0	0	*
0	0	0	*
0	0	0	*
0 Agg.Rate		0	*
0 Agg.Rate		0	*
0	0	0	*
0	0	0	*
0	0	0	*
			*
			*

Price Cap Tariff Review Plan
 Calculation of EUCL Limits, PICC Rate and CCL Rates

Total Jurisdiction (a)	No Zone / Zone A (b)	Zone B (c)	Zone C (d)	Zone D (e)	Other Zone * (f)
0	0	0	0	0	0
0	0	0	0	0	0
0	0	0	0	0	0
0	0	0	0	0	0
0	N/A	N/A	N/A	N/A	N/A
0	N/A	N/A	N/A	N/A	N/A
0	N/A	N/A	N/A	N/A	N/A
0	N/A	N/A	N/A	N/A	N/A
0	N/A	N/A	N/A	N/A	N/A
0	N/A	N/A	N/A	N/A	N/A
0	N/A	N/A	N/A	N/A	N/A
6.50	N/A	N/A	N/A	N/A	N/A
7.00	N/A	N/A	N/A	N/A	N/A
9.20	N/A	N/A	N/A	N/A	N/A
0.000000	N/A	N/A	N/A	N/A	N/A
1.000000	N/A	N/A	N/A	N/A	N/A
1.000000	N/A	N/A	N/A	N/A	N/A
0.000000	N/A	N/A	N/A	N/A	N/A

Price Cap Tariff Review Plan
Manual Input of EUCL Rates - No PICC or MOU Rates

Total Jurisdiction
(a)

0
0

0

0.00
0.00
0.00

0.00
0.00
0.00

0
0
0
0

0

Price Cap Tariff Review Plan
 Calculation of Minimum & Maximum EU Rates

Total Jurisdiction (a)	No Zone / Zone A (b)	Zone B (c)	Zone C (d)	Zone D (e)	Other Zone * (f)
CAP2	N/A	N/A	N/A	N/A	N/A
CAP2	N/A	N/A	N/A	N/A	N/A
CAP2	N/A	N/A	N/A	N/A	N/A
CAP2	CAP2	CAP2	CAP2	CAP2	CAP2
N/A	CAP2	CAP2	CAP2	CAP2	CAP2
N/A	CAP2	CAP2	CAP2	CAP2	CAP2
CAP2	CAP2	CAP2	CAP2	CAP2	CAP2
CAP2	N/A	N/A	N/A	N/A	N/A
CAP2	N/A	N/A	N/A	N/A	N/A
CAP2	CAP2	CAP2	CAP2	CAP2	CAP2
CAP2	N/A	N/A	N/A	N/A	N/A
N/A	CAP2	CAP2	CAP2	CAP2	CAP2
CAP2	N/A	N/A	N/A	N/A	N/A
CAP2	N/A	N/A	N/A	N/A	N/A
CAP2	CAP2	CAP2	CAP2	CAP2	CAP2
CAP2	N/A	N/A	N/A	N/A	N/A
CAP2	N/A	N/A	N/A	N/A	N/A
CAP2	N/A	N/A	N/A	N/A	N/A
CAP2	N/A	N/A	N/A	N/A	N/A
CAP2	N/A	N/A	N/A	N/A	N/A
CAP2	N/A	N/A	N/A	N/A	N/A
N/A	CAP2	CAP2	CAP2	CAP2	CAP2
N/A	CAP2	CAP2	CAP2	CAP2	CAP2
N/A	CAP2	CAP2	CAP2	CAP2	CAP2
CAP2	CAP2	CAP2	CAP2	CAP2	CAP2
CAP2	CAP2	CAP2	CAP2	CAP2	CAP2
CAP2	CAP2	CAP2	CAP2	CAP2	CAP2
CAP2	CAP2	CAP2	CAP2	CAP2	CAP2
CAP2	N/A	N/A	N/A	N/A	N/A

Price Cap Tariff Review Plan
Allocation of Pool Revenues to MLB PICC & MLB EUCL

Total Jurisdiction (a)	No Zone / Zone A (b)	Zone B (c)	Zone C (d)	Zone D (e)	Other Zone * (f)
No Pooling	N/A	N/A	N/A	N/A	N/A
No Pooling	N/A	N/A	N/A	N/A	N/A
No Pooling	N/A	N/A	N/A	N/A	N/A
No Pooling	N/A	N/A	N/A	N/A	N/A
No Pooling	N/A	N/A	N/A	N/A	N/A
No Pooling	N/A	N/A	N/A	N/A	N/A
No Pooling	N/A	N/A	N/A	N/A	N/A
No Pooling	N/A	N/A	N/A	N/A	N/A
No Pooling	N/A	N/A	N/A	N/A	N/A
No Pooling	N/A	N/A	N/A	N/A	N/A
No Pooling	N/A	N/A	N/A	N/A	N/A
No Pooling	N/A	N/A	N/A	N/A	N/A
No Pooling	N/A	N/A	N/A	N/A	N/A
No Pooling	N/A	N/A	N/A	N/A	N/A
No Pooling	N/A	N/A	N/A	N/A	N/A
No Pooling	N/A	N/A	N/A	N/A	N/A
No Pooling	N/A	N/A	N/A	N/A	N/A
No Pooling	N/A	N/A	N/A	N/A	N/A
No Pooling	No Pooling	No Pooling	No Pooling	No Pooling	No Pooling
N/A	No Pooling	No Pooling	No Pooling	No Pooling	No Pooling
No Pooling	No Pooling	No Pooling	No Pooling	No Pooling	No Pooling
No Pooling	No Pooling	No Pooling	No Pooling	No Pooling	No Pooling
N/A	No Pooling	No Pooling	No Pooling	No Pooling	No Pooling
No Pooling	No Pooling	No Pooling	No Pooling	No Pooling	No Pooling
No Pooling	N/A	N/A	N/A	N/A	N/A

Price Cap Tariff Review Plan
Verification of Recovered CMT Revenue

Total Jurisdiction
(a)

0
0

0
0

0

0

0

0
0

0

0

0

0
0
0

Price Cap Tariff Review Plan
 Calculation of EUCL Limits, PICC Rate and CCL Rates

Total Jurisdiction (a)	No Zone / Zone A (b)	Zone B (c)	Zone C (d)	Zone D (e)	Other Zone * (f)
0	0	0	0	0	0
0	0	0	0	0	0
0	0	0	0	0	0
0	0	0	0	0	0
0	N/A	N/A	N/A	N/A	N/A
0	N/A	N/A	N/A	N/A	N/A
0	N/A	N/A	N/A	N/A	N/A
0	N/A	N/A	N/A	N/A	N/A
0	N/A	N/A	N/A	N/A	N/A
0	N/A	N/A	N/A	N/A	N/A
0	N/A	N/A	N/A	N/A	N/A
6.50	N/A	N/A	N/A	N/A	N/A
7.00	N/A	N/A	N/A	N/A	N/A
9.20	N/A	N/A	N/A	N/A	N/A
0.000000	N/A	N/A	N/A	N/A	N/A
0.000000	N/A	N/A	N/A	N/A	N/A
0.000000	N/A	N/A	N/A	N/A	N/A
0.000000	N/A	N/A	N/A	N/A	N/A

Price Cap Tariff Review Plan
Manual Input of EUCL Rates - No PICC or MOU Rates

Total Jurisdiction
(a)

0
0

0

0.00
0.00
0.00

0.00
0.00
0.00

0
0
0
0

0

Price Cap Tariff Review Plan
 Calculation of Minimum & Maximum EU Rates

	Total Jurisdiction (a)	No Zone / Zone A (b)	Zone B (c)	Zone C (d)	Zone D (e)	Other Zone * (f)
	0	N/A	N/A	N/A	N/A	N/A
	0	N/A	N/A	N/A	N/A	N/A
	0	N/A	N/A	N/A	N/A	N/A
	0	0	0	0	0	0
N/A		0.00	0.00	0.00	0.00	0.00
N/A		0.00	0.00	0.00	0.00	0.00
	0	0	0	0	0	0
	0	N/A	N/A	N/A	N/A	N/A
	0	N/A	N/A	N/A	N/A	N/A
	0	0	0	0	0	0
	0	N/A	N/A	N/A	N/A	N/A
N/A		0	0	0	0	0
	0	N/A	N/A	N/A	N/A	N/A
	0	N/A	N/A	N/A	N/A	N/A
	0	N/A	N/A	N/A	N/A	N/A
	0	0	0	0	0	0
	0	N/A	N/A	N/A	N/A	N/A
	0	N/A	N/A	N/A	N/A	N/A
	0	N/A	N/A	N/A	N/A	N/A
	0	N/A	N/A	N/A	N/A	N/A
N/A		0.00	0.00	0.00	0.00	0.00
N/A		0.00	0.00	0.00	0.00	0.00
N/A		0.00	0.00	0.00	0.00	0.00
	0	0	0	0	0	0
	0	0	0	0	0	0
	0	0	0	0	0	0
	0	0	0	0	0	0
	0	N/A	N/A	N/A	N/A	N/A

Price Cap Tariff Review Plan
Allocation of Pool Revenues to MLB PICC & MLB EUCL

Total Jurisdiction (a)	No Zone / Zone A (b)	Zone B (c)	Zone C (d)	Zone D (e)	Other Zone * (f)
No Pooling	N/A	N/A	N/A	N/A	N/A
No Pooling	N/A	N/A	N/A	N/A	N/A
No Pooling	N/A	N/A	N/A	N/A	N/A
No Pooling	N/A	N/A	N/A	N/A	N/A
No Pooling	N/A	N/A	N/A	N/A	N/A
No Pooling	N/A	N/A	N/A	N/A	N/A
No Pooling	N/A	N/A	N/A	N/A	N/A
No Pooling	N/A	N/A	N/A	N/A	N/A
No Pooling	N/A	N/A	N/A	N/A	N/A
No Pooling	N/A	N/A	N/A	N/A	N/A
No Pooling	N/A	N/A	N/A	N/A	N/A
No Pooling	N/A	N/A	N/A	N/A	N/A
No Pooling	N/A	N/A	N/A	N/A	N/A
No Pooling	N/A	N/A	N/A	N/A	N/A
No Pooling	N/A	N/A	N/A	N/A	N/A
No Pooling	N/A	N/A	N/A	N/A	N/A
No Pooling	No Pooling	No Pooling	No Pooling	No Pooling	No Pooling
N/A	No Pooling	No Pooling	No Pooling	No Pooling	No Pooling
No Pooling	No Pooling	No Pooling	No Pooling	No Pooling	No Pooling
No Pooling	No Pooling	No Pooling	No Pooling	No Pooling	No Pooling
N/A	No Pooling	No Pooling	No Pooling	No Pooling	No Pooling
No Pooling	No Pooling	No Pooling	No Pooling	No Pooling	No Pooling
No Pooling	N/A	N/A	N/A	N/A	N/A

Price Cap Tariff Review Plan
Verification of Recovered CMT Revenue

Total Jurisdiction
(a)

0
0

0
0

0

0

0

0
0

0

0

0

0
0
0

Price Cap Tariff Review Plan
 Calculation of EUCL Limits, PICC Rate and CCL Rates

Total Jurisdiction (a)	No Zone / Zone A (b)	Zone B (c)	Zone C (d)	Zone D (e)	Other Zone (f)
0	0	0	0	0	0
0	0	0	0	0	0
0	0	0	0	0	0
0	0	0	0	0	0
0	N/A	N/A	N/A	N/A	N/A
0	N/A	N/A	N/A	N/A	N/A
0	N/A	N/A	N/A	N/A	N/A
0	N/A	N/A	N/A	N/A	N/A
0	N/A	N/A	N/A	N/A	N/A
0	N/A	N/A	N/A	N/A	N/A
0	N/A	N/A	N/A	N/A	N/A
0	N/A	N/A	N/A	N/A	N/A
6.50	N/A	N/A	N/A	N/A	N/A
7.00	N/A	N/A	N/A	N/A	N/A
9.20	N/A	N/A	N/A	N/A	N/A
0.000000	N/A	N/A	N/A	N/A	N/A
1.000000	N/A	N/A	N/A	N/A	N/A
0.000000	N/A	N/A	N/A	N/A	N/A
0.000000	N/A	N/A	N/A	N/A	N/A

Price Cap Tariff Review Plan
Manual Input of EUCL Rates - No PICC or MOU Rates

Total Jurisdiction
(a)

ok
ok
ok

Price Cap Tariff Review Plan
 Calculation of Minimum & Maximum EU Rates

Total Jurisdiction (a)	No Zone / Zone A (b)	Zone B (c)	Zone C (d)	Zone D (e)	Other Zone (f)
	N/A	N/A	N/A	N/A	N/A
	N/A	N/A	N/A	N/A	N/A
	N/A	N/A	N/A	N/A	N/A
N/A					
N/A					
	N/A	N/A	N/A	N/A	N/A
	N/A	N/A	N/A	N/A	N/A
	N/A	N/A	N/A	N/A	N/A
N/A					
	N/A	N/A	N/A	N/A	N/A
	N/A	N/A	N/A	N/A	N/A
	N/A	N/A	N/A	N/A	N/A
	N/A	N/A	N/A	N/A	N/A
	N/A	N/A	N/A	N/A	N/A
N/A					
N/A					
N/A					
	N/A	N/A	N/A	N/A	N/A

Price Cap Tariff Review Plan
 Allocation of Pool Revenues to MLB PICC & MLB EUCL

Total Jurisdiction (a)	No Zone / Zone A (b)	Zone B (c)	Zone C (d)	Zone D (e)	Other Zone (f)
	N/A	N/A	N/A	N/A	N/A
	N/A	N/A	N/A	N/A	N/A
	N/A	N/A	N/A	N/A	N/A
	N/A	N/A	N/A	N/A	N/A
	N/A	N/A	N/A	N/A	N/A
	N/A	N/A	N/A	N/A	N/A
	N/A	N/A	N/A	N/A	N/A
	N/A	N/A	N/A	N/A	N/A
	N/A	N/A	N/A	N/A	N/A
	N/A	N/A	N/A	N/A	N/A
N/A					
N/A					
	N/A	N/A	N/A	N/A	N/A

Price Cap Tariff Review Plan
Verification of Recovered CMT Revenue

Total Jurisdiction
(a)

0
0

0
0

0

0

0

0
Agg.Rate

0
Agg.Rate

0 ok

0
0
0

LEC	FCC	Delta	Flag
-----	-----	-------	------

		0.00	*
		0.00	*
		0.00	*
		0.00	*
		0.00	*
		0.00	*

0	0	0	*
0	0	0	*
0	0	0	*
0 Agg.Rate		0	*
0 Agg.Rate		0	*
0	0	0	*
0	0	0	*
0	0	0	*
			*
			*

Price Cap Tariff Review Plan
 Calculation of EUCL Limits, PICC Rate and CCL Rates

Total Jurisdiction (a)	No Zone / Zone A (b)	Zone B (c)	Zone C (d)	Zone D (e)	Other Zone (f)
0	0	0	0	0	0
0	0	0	0	0	0
0	0	0	0	0	0
0	0	0	0	0	0
0	N/A	N/A	N/A	N/A	N/A
0	N/A	N/A	N/A	N/A	N/A
0	N/A	N/A	N/A	N/A	N/A
0	N/A	N/A	N/A	N/A	N/A
0	N/A	N/A	N/A	N/A	N/A
0	N/A	N/A	N/A	N/A	N/A
0	N/A	N/A	N/A	N/A	N/A
0	N/A	N/A	N/A	N/A	N/A
6.50	N/A	N/A	N/A	N/A	N/A
7.00	N/A	N/A	N/A	N/A	N/A
9.20	N/A	N/A	N/A	N/A	N/A
0.000000	N/A	N/A	N/A	N/A	N/A
0.000000	N/A	N/A	N/A	N/A	N/A
0.0000	N/A	N/A	N/A	N/A	N/A
0.000000	N/A	N/A	N/A	N/A	N/A

Price Cap Tariff Review Plan
Manual Input of EUCL Rates - No PICC or MOU Rates

Total Jurisdiction
(a)

0
0

0

6.50
7.00
9.20

0.00 ok
0.00 ok
0.00 ok

0
0
0
0

0 ok

Price Cap Tariff Review Plan
 Calculation of Minimum & Maximum EU Rates

Total Jurisdiction (a)	No Zone / Zone A (b)	Zone B (c)	Zone C (d)	Zone D (e)	Other Zone (f)
CAP2	N/A	N/A	N/A	N/A	N/A
CAP2	N/A	N/A	N/A	N/A	N/A
CAP2	N/A	N/A	N/A	N/A	N/A
CAP2	CAP2	CAP2	CAP2	CAP2	CAP2
N/A	CAP2	CAP2	CAP2	CAP2	CAP2
N/A	CAP2	CAP2	CAP2	CAP2	CAP2
CAP2	CAP2	CAP2	CAP2	CAP2	CAP2
CAP2	N/A	N/A	N/A	N/A	N/A
CAP2	N/A	N/A	N/A	N/A	N/A
CAP2	CAP2	CAP2	CAP2	CAP2	CAP2
CAP2	N/A	N/A	N/A	N/A	N/A
N/A	CAP2	CAP2	CAP2	CAP2	CAP2
CAP2	N/A	N/A	N/A	N/A	N/A
CAP2	N/A	N/A	N/A	N/A	N/A
CAP2	CAP2	CAP2	CAP2	CAP2	CAP2
CAP2	N/A	N/A	N/A	N/A	N/A
CAP2	N/A	N/A	N/A	N/A	N/A
CAP2	N/A	N/A	N/A	N/A	N/A
CAP2	N/A	N/A	N/A	N/A	N/A
N/A	CAP2	CAP2	CAP2	CAP2	CAP2
N/A	CAP2	CAP2	CAP2	CAP2	CAP2
N/A	CAP2	CAP2	CAP2	CAP2	CAP2
CAP2	CAP2	CAP2	CAP2	CAP2	CAP2
CAP2	CAP2	CAP2	CAP2	CAP2	CAP2
CAP2	CAP2	CAP2	CAP2	CAP2	CAP2
CAP2	CAP2	CAP2	CAP2	CAP2	CAP2
CAP2	N/A	N/A	N/A	N/A	N/A

Price Cap Tariff Review Plan
Allocation of Pool Revenues to MLB PICC & MLB EUCL

Total Jurisdiction (a)	No Zone / Zone A (b)	Zone B (c)	Zone C (d)	Zone D (e)	Other Zone (f)
No Pooling	N/A	N/A	N/A	N/A	N/A
No Pooling	N/A	N/A	N/A	N/A	N/A
No Pooling	N/A	N/A	N/A	N/A	N/A
No Pooling	N/A	N/A	N/A	N/A	N/A
No Pooling	N/A	N/A	N/A	N/A	N/A
No Pooling	N/A	N/A	N/A	N/A	N/A
No Pooling	N/A	N/A	N/A	N/A	N/A
No Pooling	N/A	N/A	N/A	N/A	N/A
No Pooling	N/A	N/A	N/A	N/A	N/A
No Pooling	N/A	N/A	N/A	N/A	N/A
No Pooling	N/A	N/A	N/A	N/A	N/A
No Pooling	N/A	N/A	N/A	N/A	N/A
No Pooling	N/A	N/A	N/A	N/A	N/A
No Pooling	N/A	N/A	N/A	N/A	N/A
No Pooling	N/A	N/A	N/A	N/A	N/A
No Pooling	N/A	N/A	N/A	N/A	N/A
No Pooling	N/A	N/A	N/A	N/A	N/A
No Pooling	N/A	N/A	N/A	N/A	N/A
No Pooling	No Pooling	No Pooling	No Pooling	No Pooling	No Pooling
N/A	No Pooling	No Pooling	No Pooling	No Pooling	No Pooling
No Pooling	No Pooling	No Pooling	No Pooling	No Pooling	No Pooling
No Pooling	No Pooling	No Pooling	No Pooling	No Pooling	No Pooling
N/A	No Pooling	No Pooling	No Pooling	No Pooling	No Pooling
No Pooling	No Pooling	No Pooling	No Pooling	No Pooling	No Pooling
No Pooling	N/A	N/A	N/A	N/A	N/A

Price Cap Tariff Review Plan
Verification of Recovered CMT Revenue

Total Jurisdiction
(a)

0
0

0
0

0

0

0

Agg.Rate 0

Agg.Rate

0

0 ok

0

0

0

LEC	FCC	Delta	Flag
-----	-----	-------	------

0.00	*
0.00	*
0.00	*
0.00	*
0.00	*
0.00	*

CAP2	No Deaveraging Allowed
CAP2	No Deaveraging Allowed
CAP2	No Deaveraging Allowed

N/A	No Deaveraging Allowed
N/A	No Deaveraging Allowed
N/A	No Deaveraging Allowed

N/A	No Deaveraging Allowed
N/A	No Deaveraging Allowed
N/A	No Deaveraging Allowed

N/A	No Deaveraging Allowed
N/A	No Deaveraging Allowed
N/A	No Deaveraging Allowed
N/A	No Deaveraging Allowed
N/A	No Deaveraging Allowed

0	0	0	*
0	0	0	*
0	0	0	*
0 Agg.Rate		0	*
0 Agg.Rate		0	*
0	0	0	*
0	0	0	*
0	0	0	*
			*
			*

Price Cap Tariff Review Plan
 Calculation of EUCL Limits, PICC Rate and CCL Rates

Total Jurisdiction (a)	No Zone / Zone A (b)	Zone B (c)	Zone C (d)	Zone D (e)	Other Zone * (f)
0	0	0	0	0	0
0	0	0	0	0	0
0	0	0	0	0	0
0	0	0	0	0	0
0	N/A	N/A	N/A	N/A	N/A
0	N/A	N/A	N/A	N/A	N/A
0	N/A	N/A	N/A	N/A	N/A
0	N/A	N/A	N/A	N/A	N/A
0	N/A	N/A	N/A	N/A	N/A
0	N/A	N/A	N/A	N/A	N/A
0	N/A	N/A	N/A	N/A	N/A
6.50	N/A	N/A	N/A	N/A	N/A
7.00	N/A	N/A	N/A	N/A	N/A
9.20	N/A	N/A	N/A	N/A	N/A
0.000000	N/A	N/A	N/A	N/A	N/A
1.000000	N/A	N/A	N/A	N/A	N/A
1.000000	N/A	N/A	N/A	N/A	N/A
0.000000	N/A	N/A	N/A	N/A	N/A

Price Cap Tariff Review Plan
Manual Input of EUCL Rates - No PICC or MOU Rates

Total Jurisdiction
(a)

0
0

0

0.00
0.00
0.00

0.00
0.00
0.00

0
0
0
0

0

Price Cap Tariff Review Plan
 Calculation of Minimum & Maximum EU Rates

Total Jurisdiction (a)	No Zone / Zone A (b)	Zone B (c)	Zone C (d)	Zone D (e)	Other Zone * (f)
CAP2	N/A	N/A	N/A	N/A	N/A
CAP2	N/A	N/A	N/A	N/A	N/A
CAP2	N/A	N/A	N/A	N/A	N/A
CAP2	CAP2	CAP2	CAP2	CAP2	CAP2
N/A	CAP2	CAP2	CAP2	CAP2	CAP2
N/A	CAP2	CAP2	CAP2	CAP2	CAP2
CAP2	CAP2	CAP2	CAP2	CAP2	CAP2
CAP2	N/A	N/A	N/A	N/A	N/A
CAP2	N/A	N/A	N/A	N/A	N/A
CAP2	CAP2	CAP2	CAP2	CAP2	CAP2
CAP2	N/A	N/A	N/A	N/A	N/A
N/A	CAP2	CAP2	CAP2	CAP2	CAP2
CAP2	N/A	N/A	N/A	N/A	N/A
CAP2	N/A	N/A	N/A	N/A	N/A
CAP2	CAP2	CAP2	CAP2	CAP2	CAP2
CAP2	N/A	N/A	N/A	N/A	N/A
CAP2	N/A	N/A	N/A	N/A	N/A
CAP2	N/A	N/A	N/A	N/A	N/A
CAP2	N/A	N/A	N/A	N/A	N/A
CAP2	N/A	N/A	N/A	N/A	N/A
CAP2	N/A	N/A	N/A	N/A	N/A
N/A	CAP2	CAP2	CAP2	CAP2	CAP2
N/A	CAP2	CAP2	CAP2	CAP2	CAP2
N/A	CAP2	CAP2	CAP2	CAP2	CAP2
CAP2	CAP2	CAP2	CAP2	CAP2	CAP2
CAP2	CAP2	CAP2	CAP2	CAP2	CAP2
CAP2	CAP2	CAP2	CAP2	CAP2	CAP2
CAP2	CAP2	CAP2	CAP2	CAP2	CAP2
CAP2	N/A	N/A	N/A	N/A	N/A

Price Cap Tariff Review Plan
Allocation of Pool Revenues to MLB PICC & MLB EUCL

Total Jurisdiction (a)	No Zone / Zone A (b)	Zone B (c)	Zone C (d)	Zone D (e)	Other Zone * (f)
No Pooling	N/A	N/A	N/A	N/A	N/A
No Pooling	N/A	N/A	N/A	N/A	N/A
No Pooling	N/A	N/A	N/A	N/A	N/A
No Pooling	N/A	N/A	N/A	N/A	N/A
No Pooling	N/A	N/A	N/A	N/A	N/A
No Pooling	N/A	N/A	N/A	N/A	N/A
No Pooling	N/A	N/A	N/A	N/A	N/A
No Pooling	N/A	N/A	N/A	N/A	N/A
No Pooling	N/A	N/A	N/A	N/A	N/A
No Pooling	N/A	N/A	N/A	N/A	N/A
No Pooling	N/A	N/A	N/A	N/A	N/A
No Pooling	N/A	N/A	N/A	N/A	N/A
No Pooling	N/A	N/A	N/A	N/A	N/A
No Pooling	N/A	N/A	N/A	N/A	N/A
No Pooling	No Pooling	No Pooling	No Pooling	No Pooling	No Pooling
N/A	No Pooling	No Pooling	No Pooling	No Pooling	No Pooling
No Pooling	No Pooling	No Pooling	No Pooling	No Pooling	No Pooling
No Pooling	No Pooling	No Pooling	No Pooling	No Pooling	No Pooling
N/A	No Pooling	No Pooling	No Pooling	No Pooling	No Pooling
No Pooling	No Pooling	No Pooling	No Pooling	No Pooling	No Pooling
No Pooling	N/A	N/A	N/A	N/A	N/A

Price Cap Tariff Review Plan
Verification of Recovered CMT Revenue

Total Jurisdiction
(a)

0
0

0
0

0

0

0

0
0

0

0

0

0
0
0

Price Cap Tariff Review Plan
 Calculation of EUCL Limits, PICC Rate and CCL Rates

Total Jurisdiction (a)	No Zone / Zone A (b)	Zone B (c)	Zone C (d)	Zone D (e)	Other Zone * (f)
0	0	0	0	0	0
0	0	0	0	0	0
0	0	0	0	0	0
0	0	0	0	0	0
0	N/A	N/A	N/A	N/A	N/A
0	N/A	N/A	N/A	N/A	N/A
0	N/A	N/A	N/A	N/A	N/A
0	N/A	N/A	N/A	N/A	N/A
0	N/A	N/A	N/A	N/A	N/A
0	N/A	N/A	N/A	N/A	N/A
0	N/A	N/A	N/A	N/A	N/A
6.50	N/A	N/A	N/A	N/A	N/A
7.00	N/A	N/A	N/A	N/A	N/A
9.20	N/A	N/A	N/A	N/A	N/A
0.000000	N/A	N/A	N/A	N/A	N/A
0.000000	N/A	N/A	N/A	N/A	N/A
0.000000	N/A	N/A	N/A	N/A	N/A
0.000000	N/A	N/A	N/A	N/A	N/A

Price Cap Tariff Review Plan
Manual Input of EUCL Rates - No PICC or MOU Rates

Total Jurisdiction
(a)

0
0

0

0.00
0.00
0.00

0.00
0.00
0.00

0
0
0
0

0

Price Cap Tariff Review Plan
 Calculation of Minimum & Maximum EU Rates

	Total Jurisdiction (a)	No Zone / Zone A (b)	Zone B (c)	Zone C (d)	Zone D (e)	Other Zone * (f)
	0	N/A	N/A	N/A	N/A	N/A
	0	N/A	N/A	N/A	N/A	N/A
	0	N/A	N/A	N/A	N/A	N/A
	0	0	0	0	0	0
N/A		0.00	0.00	0.00	0.00	0.00
N/A		0.00	0.00	0.00	0.00	0.00
	0	0	0	0	0	0
	0	N/A	N/A	N/A	N/A	N/A
	0	N/A	N/A	N/A	N/A	N/A
	0	0	0	0	0	0
	0	N/A	N/A	N/A	N/A	N/A
N/A		0	0	0	0	0
	0	N/A	N/A	N/A	N/A	N/A
	0	N/A	N/A	N/A	N/A	N/A
	0	N/A	N/A	N/A	N/A	N/A
	0	0	0	0	0	0
	0	N/A	N/A	N/A	N/A	N/A
	0	N/A	N/A	N/A	N/A	N/A
	0	N/A	N/A	N/A	N/A	N/A
	0	N/A	N/A	N/A	N/A	N/A
N/A		0.00	0.00	0.00	0.00	0.00
N/A		0.00	0.00	0.00	0.00	0.00
N/A		0.00	0.00	0.00	0.00	0.00
	0	0	0	0	0	0
	0	0	0	0	0	0
	0	0	0	0	0	0
	0	0	0	0	0	0
	0	N/A	N/A	N/A	N/A	N/A

Price Cap Tariff Review Plan
Allocation of Pool Revenues to MLB PICC & MLB EUCL

Total Jurisdiction (a)	No Zone / Zone A (b)	Zone B (c)	Zone C (d)	Zone D (e)	Other Zone * (f)
No Pooling	N/A	N/A	N/A	N/A	N/A
No Pooling	N/A	N/A	N/A	N/A	N/A
No Pooling	N/A	N/A	N/A	N/A	N/A
No Pooling	N/A	N/A	N/A	N/A	N/A
No Pooling	N/A	N/A	N/A	N/A	N/A
No Pooling	N/A	N/A	N/A	N/A	N/A
No Pooling	N/A	N/A	N/A	N/A	N/A
No Pooling	N/A	N/A	N/A	N/A	N/A
No Pooling	N/A	N/A	N/A	N/A	N/A
No Pooling	N/A	N/A	N/A	N/A	N/A
No Pooling	N/A	N/A	N/A	N/A	N/A
No Pooling	N/A	N/A	N/A	N/A	N/A
No Pooling	N/A	N/A	N/A	N/A	N/A
No Pooling	N/A	N/A	N/A	N/A	N/A
No Pooling	No Pooling	No Pooling	No Pooling	No Pooling	No Pooling
N/A	No Pooling	No Pooling	No Pooling	No Pooling	No Pooling
No Pooling	No Pooling	No Pooling	No Pooling	No Pooling	No Pooling
No Pooling	No Pooling	No Pooling	No Pooling	No Pooling	No Pooling
N/A	No Pooling	No Pooling	No Pooling	No Pooling	No Pooling
No Pooling	No Pooling	No Pooling	No Pooling	No Pooling	No Pooling
No Pooling	N/A	N/A	N/A	N/A	N/A

Price Cap Tariff Review Plan
Verification of Recovered CMT Revenue

Total Jurisdiction
(a)

0
0

0
0

0

0

0

0
0

0

0

0

0
0
0

Price Cap Tariff Review Plan
 Calculation of EUCL Limits, PICC Rate and CCL Rates

Total Jurisdiction (a)	No Zone / Zone A (b)	Zone B (c)	Zone C (d)	Zone D (e)	Other Zone (f)
0	0	0	0	0	0
0	0	0	0	0	0
0	0	0	0	0	0
0	0	0	0	0	0
0	N/A	N/A	N/A	N/A	N/A
0	N/A	N/A	N/A	N/A	N/A
0	N/A	N/A	N/A	N/A	N/A
0	N/A	N/A	N/A	N/A	N/A
0	N/A	N/A	N/A	N/A	N/A
0	N/A	N/A	N/A	N/A	N/A
0	N/A	N/A	N/A	N/A	N/A
0	N/A	N/A	N/A	N/A	N/A
6.50	N/A	N/A	N/A	N/A	N/A
7.00	N/A	N/A	N/A	N/A	N/A
9.20	N/A	N/A	N/A	N/A	N/A
0.000000	N/A	N/A	N/A	N/A	N/A
1.000000	N/A	N/A	N/A	N/A	N/A
0.000000	N/A	N/A	N/A	N/A	N/A
0.000000	N/A	N/A	N/A	N/A	N/A

Price Cap Tariff Review Plan
Manual Input of EUCL Rates - No PICC or MOU Rates

Total Jurisdiction
(a)

ok
ok
ok

Price Cap Tariff Review Plan
 Calculation of Minimum & Maximum EU Rates

Total Jurisdiction (a)	No Zone / Zone A (b)	Zone B (c)	Zone C (d)	Zone D (e)	Other Zone (f)
	N/A	N/A	N/A	N/A	N/A
	N/A	N/A	N/A	N/A	N/A
	N/A	N/A	N/A	N/A	N/A
N/A					
N/A					
	N/A	N/A	N/A	N/A	N/A
	N/A	N/A	N/A	N/A	N/A
	N/A	N/A	N/A	N/A	N/A
N/A					
	N/A	N/A	N/A	N/A	N/A
	N/A	N/A	N/A	N/A	N/A
	N/A	N/A	N/A	N/A	N/A
	N/A	N/A	N/A	N/A	N/A
	N/A	N/A	N/A	N/A	N/A
N/A					
N/A					
N/A					
	N/A	N/A	N/A	N/A	N/A

Price Cap Tariff Review Plan
Verification of Recovered CMT Revenue

Total Jurisdiction
(a)

0
0

0
0

0

0

0

Agg.Rate 0

Agg.Rate
0

0 ok

0
0
0

LEC	FCC	Delta	Flag
-----	-----	-------	------

		0.00	*
		0.00	*
		0.00	*
		0.00	*
		0.00	*
		0.00	*

0	0	0	*
0	0	0	*
0	0	0	*
0 Agg.Rate		0	*
0 Agg.Rate		0	*
0	0	0	*
0	0	0	*
0	0	0	*
			*
			*

Price Cap Tariff Review Plan
Manual Input of EUCL Rates - No PICC or MOU Rates

Total Jurisdiction
(a)

0
0

0

6.50
7.00
9.20

0.00 ok
0.00 ok
0.00 ok

0
0
0
0

0 ok

Price Cap Tariff Review Plan
 Calculation of Minimum & Maximum EU Rates

Total Jurisdiction (a)	No Zone / Zone A (b)	Zone B (c)	Zone C (d)	Zone D (e)	Other Zone (f)
CAP2	N/A	N/A	N/A	N/A	N/A
CAP2	N/A	N/A	N/A	N/A	N/A
CAP2	N/A	N/A	N/A	N/A	N/A
CAP2	CAP2	CAP2	CAP2	CAP2	CAP2
N/A	CAP2	CAP2	CAP2	CAP2	CAP2
N/A	CAP2	CAP2	CAP2	CAP2	CAP2
CAP2	CAP2	CAP2	CAP2	CAP2	CAP2
CAP2	N/A	N/A	N/A	N/A	N/A
CAP2	N/A	N/A	N/A	N/A	N/A
CAP2	CAP2	CAP2	CAP2	CAP2	CAP2
CAP2	N/A	N/A	N/A	N/A	N/A
N/A	CAP2	CAP2	CAP2	CAP2	CAP2
CAP2	N/A	N/A	N/A	N/A	N/A
CAP2	N/A	N/A	N/A	N/A	N/A
CAP2	CAP2	CAP2	CAP2	CAP2	CAP2
CAP2	N/A	N/A	N/A	N/A	N/A
CAP2	N/A	N/A	N/A	N/A	N/A
CAP2	N/A	N/A	N/A	N/A	N/A
CAP2	N/A	N/A	N/A	N/A	N/A
CAP2	N/A	N/A	N/A	N/A	N/A
CAP2	N/A	N/A	N/A	N/A	N/A
CAP2	CAP2	CAP2	CAP2	CAP2	CAP2
N/A	CAP2	CAP2	CAP2	CAP2	CAP2
N/A	CAP2	CAP2	CAP2	CAP2	CAP2
N/A	CAP2	CAP2	CAP2	CAP2	CAP2
CAP2	CAP2	CAP2	CAP2	CAP2	CAP2
CAP2	CAP2	CAP2	CAP2	CAP2	CAP2
CAP2	CAP2	CAP2	CAP2	CAP2	CAP2
CAP2	CAP2	CAP2	CAP2	CAP2	CAP2
CAP2	N/A	N/A	N/A	N/A	N/A

Price Cap Tariff Review Plan
Allocation of Pool Revenues to MLB PICC & MLB EUCL

Total Jurisdiction (a)	No Zone / Zone A (b)	Zone B (c)	Zone C (d)	Zone D (e)	Other Zone (f)
No Pooling	N/A	N/A	N/A	N/A	N/A
No Pooling	N/A	N/A	N/A	N/A	N/A
No Pooling	N/A	N/A	N/A	N/A	N/A
No Pooling	N/A	N/A	N/A	N/A	N/A
No Pooling	N/A	N/A	N/A	N/A	N/A
No Pooling	N/A	N/A	N/A	N/A	N/A
No Pooling	N/A	N/A	N/A	N/A	N/A
No Pooling	N/A	N/A	N/A	N/A	N/A
No Pooling	N/A	N/A	N/A	N/A	N/A
No Pooling	N/A	N/A	N/A	N/A	N/A
No Pooling	N/A	N/A	N/A	N/A	N/A
No Pooling	N/A	N/A	N/A	N/A	N/A
No Pooling	N/A	N/A	N/A	N/A	N/A
No Pooling	N/A	N/A	N/A	N/A	N/A
No Pooling	N/A	N/A	N/A	N/A	N/A
No Pooling	No Pooling	No Pooling	No Pooling	No Pooling	No Pooling
N/A	No Pooling	No Pooling	No Pooling	No Pooling	No Pooling
No Pooling	No Pooling	No Pooling	No Pooling	No Pooling	No Pooling
No Pooling	No Pooling	No Pooling	No Pooling	No Pooling	No Pooling
N/A	No Pooling	No Pooling	No Pooling	No Pooling	No Pooling
No Pooling	No Pooling	No Pooling	No Pooling	No Pooling	No Pooling
No Pooling	N/A	N/A	N/A	N/A	N/A

Price Cap Tariff Review Plan
Verification of Recovered CMT Revenue

Total Jurisdiction
(a)

0
0

0
0

0

0

0

Agg.Rate 0

Agg.Rate

0

0 ok

0
0
0

LEC	FCC	Delta	Flag
-----	-----	-------	------

0.00	*
0.00	*
0.00	*
0.00	*
0.00	*
0.00	*

CAP2	No Deaveraging Allowed
CAP2	No Deaveraging Allowed
CAP2	No Deaveraging Allowed

N/A	No Deaveraging Allowed
N/A	No Deaveraging Allowed
N/A	No Deaveraging Allowed

N/A	No Deaveraging Allowed
N/A	No Deaveraging Allowed
N/A	No Deaveraging Allowed

N/A	No Deaveraging Allowed
N/A	No Deaveraging Allowed
N/A	No Deaveraging Allowed
N/A	No Deaveraging Allowed
N/A	No Deaveraging Allowed

0	0	0	*
0	0	0	*
0	0	0	*
0 Agg.Rate		0	*
0 Agg.Rate		0	*
0	0	0	*
0	0	0	*
0	0	0	*
			*
			*

Price Cap Tariff Review Plan
 Calculation of EUCL Limits, PICC Rate and CCL Rates

Total Jurisdiction (a)	No Zone / Zone A (b)	Zone B (c)	Zone C (d)	Zone D (e)	Other Zone * (f)
0	0	0	0	0	0
0	0	0	0	0	0
0	0	0	0	0	0
0	0	0	0	0	0
0	N/A	N/A	N/A	N/A	N/A
0	N/A	N/A	N/A	N/A	N/A
0	N/A	N/A	N/A	N/A	N/A
0	N/A	N/A	N/A	N/A	N/A
0	N/A	N/A	N/A	N/A	N/A
0	N/A	N/A	N/A	N/A	N/A
0	N/A	N/A	N/A	N/A	N/A
6.50	N/A	N/A	N/A	N/A	N/A
7.00	N/A	N/A	N/A	N/A	N/A
9.20	N/A	N/A	N/A	N/A	N/A
0.000000	N/A	N/A	N/A	N/A	N/A
1.000000	N/A	N/A	N/A	N/A	N/A
1.000000	N/A	N/A	N/A	N/A	N/A
0.000000	N/A	N/A	N/A	N/A	N/A

Price Cap Tariff Review Plan
Manual Input of EUCL Rates - No PICC or MOU Rates

Total Jurisdiction
(a)

0
0

0

0.00
0.00
0.00

0.00
0.00
0.00

0
0
0
0

0

Price Cap Tariff Review Plan
 Calculation of Minimum & Maximum EU Rates

Total Jurisdiction (a)	No Zone / Zone A (b)	Zone B (c)	Zone C (d)	Zone D (e)	Other Zone * (f)
CAP2	N/A	N/A	N/A	N/A	N/A
CAP2	N/A	N/A	N/A	N/A	N/A
CAP2	N/A	N/A	N/A	N/A	N/A
CAP2	CAP2	CAP2	CAP2	CAP2	CAP2
N/A	CAP2	CAP2	CAP2	CAP2	CAP2
N/A	CAP2	CAP2	CAP2	CAP2	CAP2
CAP2	CAP2	CAP2	CAP2	CAP2	CAP2
CAP2	N/A	N/A	N/A	N/A	N/A
CAP2	N/A	N/A	N/A	N/A	N/A
CAP2	CAP2	CAP2	CAP2	CAP2	CAP2
CAP2	N/A	N/A	N/A	N/A	N/A
N/A	CAP2	CAP2	CAP2	CAP2	CAP2
CAP2	N/A	N/A	N/A	N/A	N/A
CAP2	N/A	N/A	N/A	N/A	N/A
CAP2	CAP2	CAP2	CAP2	CAP2	CAP2
CAP2	N/A	N/A	N/A	N/A	N/A
CAP2	N/A	N/A	N/A	N/A	N/A
CAP2	N/A	N/A	N/A	N/A	N/A
CAP2	N/A	N/A	N/A	N/A	N/A
CAP2	N/A	N/A	N/A	N/A	N/A
CAP2	N/A	N/A	N/A	N/A	N/A
N/A	CAP2	CAP2	CAP2	CAP2	CAP2
N/A	CAP2	CAP2	CAP2	CAP2	CAP2
N/A	CAP2	CAP2	CAP2	CAP2	CAP2
CAP2	CAP2	CAP2	CAP2	CAP2	CAP2
CAP2	CAP2	CAP2	CAP2	CAP2	CAP2
CAP2	CAP2	CAP2	CAP2	CAP2	CAP2
CAP2	CAP2	CAP2	CAP2	CAP2	CAP2
CAP2	N/A	N/A	N/A	N/A	N/A

Price Cap Tariff Review Plan
Allocation of Pool Revenues to MLB PICC & MLB EUCL

Total Jurisdiction (a)	No Zone / Zone A (b)	Zone B (c)	Zone C (d)	Zone D (e)	Other Zone * (f)
No Pooling	N/A	N/A	N/A	N/A	N/A
No Pooling	N/A	N/A	N/A	N/A	N/A
No Pooling	N/A	N/A	N/A	N/A	N/A
No Pooling	N/A	N/A	N/A	N/A	N/A
No Pooling	N/A	N/A	N/A	N/A	N/A
No Pooling	N/A	N/A	N/A	N/A	N/A
No Pooling	N/A	N/A	N/A	N/A	N/A
No Pooling	N/A	N/A	N/A	N/A	N/A
No Pooling	N/A	N/A	N/A	N/A	N/A
No Pooling	N/A	N/A	N/A	N/A	N/A
No Pooling	N/A	N/A	N/A	N/A	N/A
No Pooling	N/A	N/A	N/A	N/A	N/A
No Pooling	N/A	N/A	N/A	N/A	N/A
No Pooling	N/A	N/A	N/A	N/A	N/A
No Pooling	N/A	N/A	N/A	N/A	N/A
No Pooling	N/A	N/A	N/A	N/A	N/A
No Pooling	No Pooling	No Pooling	No Pooling	No Pooling	No Pooling
N/A	No Pooling	No Pooling	No Pooling	No Pooling	No Pooling
No Pooling	No Pooling	No Pooling	No Pooling	No Pooling	No Pooling
No Pooling	No Pooling	No Pooling	No Pooling	No Pooling	No Pooling
N/A	No Pooling	No Pooling	No Pooling	No Pooling	No Pooling
No Pooling	No Pooling	No Pooling	No Pooling	No Pooling	No Pooling
No Pooling	N/A	N/A	N/A	N/A	N/A

Price Cap Tariff Review Plan
Verification of Recovered CMT Revenue

Total Jurisdiction
(a)

0
0

0
0

0

0

0

0
0

0

0

0

0
0
0

Price Cap Tariff Review Plan
 Calculation of EUCL Limits, PICC Rate and CCL Rates

Total Jurisdiction (a)	No Zone / Zone A (b)	Zone B (c)	Zone C (d)	Zone D (e)	Other Zone * (f)
0	0	0	0	0	0
0	0	0	0	0	0
0	0	0	0	0	0
0	0	0	0	0	0
0	N/A	N/A	N/A	N/A	N/A
0	N/A	N/A	N/A	N/A	N/A
0	N/A	N/A	N/A	N/A	N/A
0	N/A	N/A	N/A	N/A	N/A
0	N/A	N/A	N/A	N/A	N/A
0	N/A	N/A	N/A	N/A	N/A
0	N/A	N/A	N/A	N/A	N/A
6.50	N/A	N/A	N/A	N/A	N/A
7.00	N/A	N/A	N/A	N/A	N/A
9.20	N/A	N/A	N/A	N/A	N/A
0.000000	N/A	N/A	N/A	N/A	N/A
0.000000	N/A	N/A	N/A	N/A	N/A
0.000000	N/A	N/A	N/A	N/A	N/A
0.000000	N/A	N/A	N/A	N/A	N/A

Price Cap Tariff Review Plan
Manual Input of EUCL Rates - No PICC or MOU Rates

Total Jurisdiction
(a)

0
0

0

0.00
0.00
0.00

0.00
0.00
0.00

0
0
0
0

0

Price Cap Tariff Review Plan
 Calculation of Minimum & Maximum EU Rates

Total Jurisdiction (a)	No Zone / Zone A (b)	Zone B (c)	Zone C (d)	Zone D (e)	Other Zone * (f)
	0 N/A	N/A	N/A	N/A	N/A
	0 N/A	N/A	N/A	N/A	N/A
	0 N/A	N/A	N/A	N/A	N/A
	0	0	0	0	0
N/A		0.00	0.00	0.00	0.00
N/A		0.00	0.00	0.00	0.00
	0	0	0	0	0
	0 N/A	N/A	N/A	N/A	N/A
	0 N/A	N/A	N/A	N/A	N/A
	0	0	0	0	0
	0 N/A	N/A	N/A	N/A	N/A
N/A		0	0	0	0
	0 N/A	N/A	N/A	N/A	N/A
	0 N/A	N/A	N/A	N/A	N/A
	0	0	0	0	0
	0 N/A	N/A	N/A	N/A	N/A
	0	0	0	0	0
	0 N/A	N/A	N/A	N/A	N/A
	0 N/A	N/A	N/A	N/A	N/A
	0 N/A	N/A	N/A	N/A	N/A
	0 N/A	N/A	N/A	N/A	N/A
N/A		0.00	0.00	0.00	0.00
N/A		0.00	0.00	0.00	0.00
N/A		0.00	0.00	0.00	0.00
	0	0	0	0	0
	0	0	0	0	0
	0	0	0	0	0
	0	0	0	0	0
	0 N/A	N/A	N/A	N/A	N/A

Price Cap Tariff Review Plan
Verification of Recovered CMT Revenue

Total Jurisdiction
(a)

0
0

0
0

0

0

0

0
0

0

0

0

0
0
0

Price Cap Tariff Review Plan
 Calculation of EUCL Limits, PICC Rate and CCL Rates

Total Jurisdiction (a)	No Zone / Zone A (b)	Zone B (c)	Zone C (d)	Zone D (e)	Other Zone (f)
0	0	0	0	0	0
0	0	0	0	0	0
0	0	0	0	0	0
0	0	0	0	0	0
0	N/A	N/A	N/A	N/A	N/A
0	N/A	N/A	N/A	N/A	N/A
0	N/A	N/A	N/A	N/A	N/A
0	N/A	N/A	N/A	N/A	N/A
0	N/A	N/A	N/A	N/A	N/A
0	N/A	N/A	N/A	N/A	N/A
0	N/A	N/A	N/A	N/A	N/A
0	N/A	N/A	N/A	N/A	N/A
6.50	N/A	N/A	N/A	N/A	N/A
7.00	N/A	N/A	N/A	N/A	N/A
9.20	N/A	N/A	N/A	N/A	N/A
0.000000	N/A	N/A	N/A	N/A	N/A
1.000000	N/A	N/A	N/A	N/A	N/A
0.000000	N/A	N/A	N/A	N/A	N/A
0.000000	N/A	N/A	N/A	N/A	N/A

Price Cap Tariff Review Plan
Manual Input of EUCL Rates - No PICC or MOU Rates

Total Jurisdiction
(a)

ok
ok
ok

Price Cap Tariff Review Plan
 Calculation of Minimum & Maximum EU Rates

Total Jurisdiction (a)	No Zone / Zone A (b)	Zone B (c)	Zone C (d)	Zone D (e)	Other Zone (f)
	N/A	N/A	N/A	N/A	N/A
	N/A	N/A	N/A	N/A	N/A
	N/A	N/A	N/A	N/A	N/A
N/A					
N/A					
	N/A	N/A	N/A	N/A	N/A
	N/A	N/A	N/A	N/A	N/A
	N/A	N/A	N/A	N/A	N/A
N/A					
	N/A	N/A	N/A	N/A	N/A
	N/A	N/A	N/A	N/A	N/A
	N/A	N/A	N/A	N/A	N/A
	N/A	N/A	N/A	N/A	N/A
	N/A	N/A	N/A	N/A	N/A
N/A					
N/A					
N/A					
	N/A	N/A	N/A	N/A	N/A

Price Cap Tariff Review Plan
 Allocation of Pool Revenues to MLB PICC & MLB EUCL

Total Jurisdiction (a)	No Zone / Zone A (b)	Zone B (c)	Zone C (d)	Zone D (e)	Other Zone (f)
	N/A	N/A	N/A	N/A	N/A
	N/A	N/A	N/A	N/A	N/A
	N/A	N/A	N/A	N/A	N/A
	N/A	N/A	N/A	N/A	N/A
	N/A	N/A	N/A	N/A	N/A
	N/A	N/A	N/A	N/A	N/A
	N/A	N/A	N/A	N/A	N/A
	N/A	N/A	N/A	N/A	N/A
	N/A	N/A	N/A	N/A	N/A
	N/A	N/A	N/A	N/A	N/A
	N/A	N/A	N/A	N/A	N/A
	N/A	N/A	N/A	N/A	N/A
N/A					
N/A					
	N/A	N/A	N/A	N/A	N/A

Price Cap Tariff Review Plan
Verification of Recovered CMT Revenue

Total Jurisdiction
(a)

0
0

0
0

0

0

0

Agg.Rate 0

Agg.Rate

0

0 ok

0

0

0

LEC	FCC	Delta	Flag
-----	-----	-------	------

		0.00	*
		0.00	*
		0.00	*
		0.00	*
		0.00	*
		0.00	*

0	0	0	*
0	0	0	*
0	0	0	*
0 Agg.Rate		0	*
0 Agg.Rate		0	*
0	0	0	*
0	0	0	*
0	0	0	*
			*
			*

Price Cap Tariff Review Plan
 Calculation of EUCL Limits, PICC Rate and CCL Rates

Total Jurisdiction (a)	No Zone / Zone A (b)	Zone B (c)	Zone C (d)	Zone D (e)	Other Zone (f)
0	0	0	0	0	0
0	0	0	0	0	0
0	0	0	0	0	0
0	0	0	0	0	0
0	N/A	N/A	N/A	N/A	N/A
0	N/A	N/A	N/A	N/A	N/A
0	N/A	N/A	N/A	N/A	N/A
0	N/A	N/A	N/A	N/A	N/A
0	N/A	N/A	N/A	N/A	N/A
0	N/A	N/A	N/A	N/A	N/A
0	N/A	N/A	N/A	N/A	N/A
0	N/A	N/A	N/A	N/A	N/A
0	N/A	N/A	N/A	N/A	N/A
6.50	N/A	N/A	N/A	N/A	N/A
7.00	N/A	N/A	N/A	N/A	N/A
9.20	N/A	N/A	N/A	N/A	N/A
0.000000	N/A	N/A	N/A	N/A	N/A
0.000000	N/A	N/A	N/A	N/A	N/A
0.0000	N/A	N/A	N/A	N/A	N/A
0.000000	N/A	N/A	N/A	N/A	N/A

Price Cap Tariff Review Plan
Manual Input of EUCL Rates - No PICC or MOU Rates

Total Jurisdiction
(a)

0
0

0

6.50
7.00
9.20

0.00 ok
0.00 ok
0.00 ok

0
0
0
0

0 ok

Price Cap Tariff Review Plan
 Calculation of Minimum & Maximum EU Rates

Total Jurisdiction (a)	No Zone / Zone A (b)	Zone B (c)	Zone C (d)	Zone D (e)	Other Zone (f)
CAP2	N/A	N/A	N/A	N/A	N/A
CAP2	N/A	N/A	N/A	N/A	N/A
CAP2	N/A	N/A	N/A	N/A	N/A
CAP2	CAP2	CAP2	CAP2	CAP2	CAP2
N/A	CAP2	CAP2	CAP2	CAP2	CAP2
N/A	CAP2	CAP2	CAP2	CAP2	CAP2
CAP2	CAP2	CAP2	CAP2	CAP2	CAP2
CAP2	N/A	N/A	N/A	N/A	N/A
CAP2	N/A	N/A	N/A	N/A	N/A
CAP2	CAP2	CAP2	CAP2	CAP2	CAP2
CAP2	N/A	N/A	N/A	N/A	N/A
N/A	CAP2	CAP2	CAP2	CAP2	CAP2
CAP2	N/A	N/A	N/A	N/A	N/A
CAP2	N/A	N/A	N/A	N/A	N/A
CAP2	CAP2	CAP2	CAP2	CAP2	CAP2
CAP2	N/A	N/A	N/A	N/A	N/A
CAP2	N/A	N/A	N/A	N/A	N/A
CAP2	N/A	N/A	N/A	N/A	N/A
CAP2	CAP2	CAP2	CAP2	CAP2	CAP2
N/A	CAP2	CAP2	CAP2	CAP2	CAP2
N/A	CAP2	CAP2	CAP2	CAP2	CAP2
N/A	CAP2	CAP2	CAP2	CAP2	CAP2
CAP2	CAP2	CAP2	CAP2	CAP2	CAP2
CAP2	CAP2	CAP2	CAP2	CAP2	CAP2
CAP2	CAP2	CAP2	CAP2	CAP2	CAP2
CAP2	CAP2	CAP2	CAP2	CAP2	CAP2
CAP2	N/A	N/A	N/A	N/A	N/A

Price Cap Tariff Review Plan
 Allocation of Pool Revenues to MLB PICC & MLB EUCL

Total Jurisdiction (a)	No Zone / Zone A (b)	Zone B (c)	Zone C (d)	Zone D (e)	Other Zone (f)
No Pooling	N/A	N/A	N/A	N/A	N/A
No Pooling	N/A	N/A	N/A	N/A	N/A
No Pooling	N/A	N/A	N/A	N/A	N/A
No Pooling	N/A	N/A	N/A	N/A	N/A
No Pooling	N/A	N/A	N/A	N/A	N/A
No Pooling	N/A	N/A	N/A	N/A	N/A
No Pooling	N/A	N/A	N/A	N/A	N/A
No Pooling	N/A	N/A	N/A	N/A	N/A
No Pooling	N/A	N/A	N/A	N/A	N/A
No Pooling	N/A	N/A	N/A	N/A	N/A
No Pooling	N/A	N/A	N/A	N/A	N/A
No Pooling	N/A	N/A	N/A	N/A	N/A
No Pooling	N/A	N/A	N/A	N/A	N/A
No Pooling	N/A	N/A	N/A	N/A	N/A
No Pooling	N/A	N/A	N/A	N/A	N/A
No Pooling	N/A	N/A	N/A	N/A	N/A
No Pooling	N/A	N/A	N/A	N/A	N/A
No Pooling	N/A	N/A	N/A	N/A	N/A
No Pooling	N/A	N/A	N/A	N/A	N/A
No Pooling	N/A	N/A	N/A	N/A	N/A
No Pooling	N/A	N/A	N/A	N/A	N/A
No Pooling	No Pooling	No Pooling	No Pooling	No Pooling	No Pooling
N/A	No Pooling	No Pooling	No Pooling	No Pooling	No Pooling
No Pooling	No Pooling	No Pooling	No Pooling	No Pooling	No Pooling
No Pooling	No Pooling	No Pooling	No Pooling	No Pooling	No Pooling
N/A	No Pooling	No Pooling	No Pooling	No Pooling	No Pooling
No Pooling	No Pooling	No Pooling	No Pooling	No Pooling	No Pooling
No Pooling	N/A	N/A	N/A	N/A	N/A

Price Cap Tariff Review Plan
Verification of Recovered CMT Revenue

Total Jurisdiction
(a)

0
0

0
0

0

0

0

Agg.Rate 0

Agg.Rate

0

0 ok

0

0

0

LEC	FCC	Delta	Flag
-----	-----	-------	------

0.00	*
0.00	*
0.00	*
0.00	*
0.00	*
0.00	*

CAP2	No Deaveraging Allowed
CAP2	No Deaveraging Allowed
CAP2	No Deaveraging Allowed

N/A	No Deaveraging Allowed
N/A	No Deaveraging Allowed
N/A	No Deaveraging Allowed

N/A	No Deaveraging Allowed
N/A	No Deaveraging Allowed
N/A	No Deaveraging Allowed

N/A	No Deaveraging Allowed
N/A	No Deaveraging Allowed
N/A	No Deaveraging Allowed
N/A	No Deaveraging Allowed
N/A	No Deaveraging Allowed

0	0	0	*
0	0	0	*
0	0	0	*
0 Agg.Rate		0	*
0 Agg.Rate		0	*
0	0	0	*
0	0	0	*
0	0	0	*
			*
			*

Price Cap Tariff Review Plan
 Calculation of EUCL Limits, PICC Rate and CCL Rates

Total Jurisdiction (a)	No Zone / Zone A (b)	Zone B (c)	Zone C (d)	Zone D (e)	Other Zone * (f)
0	0	0	0	0	0
0	0	0	0	0	0
0	0	0	0	0	0
0	0	0	0	0	0
0	N/A	N/A	N/A	N/A	N/A
0	N/A	N/A	N/A	N/A	N/A
0	N/A	N/A	N/A	N/A	N/A
0	N/A	N/A	N/A	N/A	N/A
0	N/A	N/A	N/A	N/A	N/A
0	N/A	N/A	N/A	N/A	N/A
0	N/A	N/A	N/A	N/A	N/A
6.50	N/A	N/A	N/A	N/A	N/A
7.00	N/A	N/A	N/A	N/A	N/A
9.20	N/A	N/A	N/A	N/A	N/A
0.000000	N/A	N/A	N/A	N/A	N/A
1.000000	N/A	N/A	N/A	N/A	N/A
1.000000	N/A	N/A	N/A	N/A	N/A
0.000000	N/A	N/A	N/A	N/A	N/A

Price Cap Tariff Review Plan
Manual Input of EUCL Rates - No PICC or MOU Rates

Total Jurisdiction
(a)

0
0

0

0.00
0.00
0.00

0.00
0.00
0.00

0
0
0
0

0

Price Cap Tariff Review Plan
 Calculation of Minimum & Maximum EU Rates

Total Jurisdiction (a)	No Zone / Zone A (b)	Zone B (c)	Zone C (d)	Zone D (e)	Other Zone * (f)
CAP2	N/A	N/A	N/A	N/A	N/A
CAP2	N/A	N/A	N/A	N/A	N/A
CAP2	N/A	N/A	N/A	N/A	N/A
CAP2	CAP2	CAP2	CAP2	CAP2	CAP2
N/A	CAP2	CAP2	CAP2	CAP2	CAP2
N/A	CAP2	CAP2	CAP2	CAP2	CAP2
CAP2	CAP2	CAP2	CAP2	CAP2	CAP2
CAP2	N/A	N/A	N/A	N/A	N/A
CAP2	N/A	N/A	N/A	N/A	N/A
CAP2	CAP2	CAP2	CAP2	CAP2	CAP2
CAP2	N/A	N/A	N/A	N/A	N/A
N/A	CAP2	CAP2	CAP2	CAP2	CAP2
CAP2	N/A	N/A	N/A	N/A	N/A
CAP2	N/A	N/A	N/A	N/A	N/A
CAP2	CAP2	CAP2	CAP2	CAP2	CAP2
CAP2	N/A	N/A	N/A	N/A	N/A
CAP2	N/A	N/A	N/A	N/A	N/A
CAP2	N/A	N/A	N/A	N/A	N/A
CAP2	N/A	N/A	N/A	N/A	N/A
CAP2	N/A	N/A	N/A	N/A	N/A
CAP2	N/A	N/A	N/A	N/A	N/A
CAP2	N/A	N/A	N/A	N/A	N/A
N/A	CAP2	CAP2	CAP2	CAP2	CAP2
N/A	CAP2	CAP2	CAP2	CAP2	CAP2
N/A	CAP2	CAP2	CAP2	CAP2	CAP2
CAP2	CAP2	CAP2	CAP2	CAP2	CAP2
CAP2	CAP2	CAP2	CAP2	CAP2	CAP2
CAP2	CAP2	CAP2	CAP2	CAP2	CAP2
CAP2	CAP2	CAP2	CAP2	CAP2	CAP2
CAP2	N/A	N/A	N/A	N/A	N/A

Price Cap Tariff Review Plan
Allocation of Pool Revenues to MLB PICC & MLB EUCL

Total Jurisdiction (a)	No Zone / Zone A (b)	Zone B (c)	Zone C (d)	Zone D (e)	Other Zone * (f)
No Pooling	N/A	N/A	N/A	N/A	N/A
No Pooling	N/A	N/A	N/A	N/A	N/A
No Pooling	N/A	N/A	N/A	N/A	N/A
No Pooling	N/A	N/A	N/A	N/A	N/A
No Pooling	N/A	N/A	N/A	N/A	N/A
No Pooling	N/A	N/A	N/A	N/A	N/A
No Pooling	N/A	N/A	N/A	N/A	N/A
No Pooling	N/A	N/A	N/A	N/A	N/A
No Pooling	N/A	N/A	N/A	N/A	N/A
No Pooling	N/A	N/A	N/A	N/A	N/A
No Pooling	N/A	N/A	N/A	N/A	N/A
No Pooling	N/A	N/A	N/A	N/A	N/A
No Pooling	N/A	N/A	N/A	N/A	N/A
No Pooling	N/A	N/A	N/A	N/A	N/A
No Pooling	N/A	N/A	N/A	N/A	N/A
No Pooling	N/A	N/A	N/A	N/A	N/A
No Pooling	N/A	N/A	N/A	N/A	N/A
No Pooling	N/A	N/A	N/A	N/A	N/A
No Pooling	No Pooling	No Pooling	No Pooling	No Pooling	No Pooling
N/A	No Pooling	No Pooling	No Pooling	No Pooling	No Pooling
No Pooling	No Pooling	No Pooling	No Pooling	No Pooling	No Pooling
No Pooling	No Pooling	No Pooling	No Pooling	No Pooling	No Pooling
N/A	No Pooling	No Pooling	No Pooling	No Pooling	No Pooling
No Pooling	No Pooling	No Pooling	No Pooling	No Pooling	No Pooling
No Pooling	N/A	N/A	N/A	N/A	N/A

Price Cap Tariff Review Plan
Verification of Recovered CMT Revenue

Total Jurisdiction
(a)

0
0

0
0

0

0

0

0
0

0

0

0

0
0
0

Price Cap Tariff Review Plan
 Calculation of EUCL Limits, PICC Rate and CCL Rates

Total Jurisdiction (a)	No Zone / Zone A (b)	Zone B (c)	Zone C (d)	Zone D (e)	Other Zone * (f)
0	0	0	0	0	0
0	0	0	0	0	0
0	0	0	0	0	0
0	0	0	0	0	0
0	N/A	N/A	N/A	N/A	N/A
0	N/A	N/A	N/A	N/A	N/A
0	N/A	N/A	N/A	N/A	N/A
0	N/A	N/A	N/A	N/A	N/A
0	N/A	N/A	N/A	N/A	N/A
0	N/A	N/A	N/A	N/A	N/A
0	N/A	N/A	N/A	N/A	N/A
0	N/A	N/A	N/A	N/A	N/A
6.50	N/A	N/A	N/A	N/A	N/A
7.00	N/A	N/A	N/A	N/A	N/A
9.20	N/A	N/A	N/A	N/A	N/A
0.000000	N/A	N/A	N/A	N/A	N/A
0.000000	N/A	N/A	N/A	N/A	N/A
0.000000	N/A	N/A	N/A	N/A	N/A
0.000000	N/A	N/A	N/A	N/A	N/A

Price Cap Tariff Review Plan
Calculation of EUCL Limits, PICC Rate and CCL Rates

Total Jurisdiction (a)	No Zone / Zone A (b)	Zone B (c)	Zone C (d)	Zone D (e)	Other Zone * (f)
0	N/A	N/A	N/A	N/A	N/A
0	N/A	N/A	N/A	N/A	N/A
0	N/A	N/A	N/A	N/A	N/A
0	N/A	N/A	N/A	N/A	N/A
0	N/A	N/A	N/A	N/A	N/A
0	N/A	N/A	N/A	N/A	N/A
0	N/A	N/A	N/A	N/A	N/A
0	N/A	N/A	N/A	N/A	N/A
0	N/A	N/A	N/A	N/A	N/A
0	N/A	N/A	N/A	N/A	N/A
0	N/A	N/A	N/A	N/A	N/A
0	N/A	N/A	N/A	N/A	N/A
0	N/A	N/A	N/A	N/A	N/A
0	N/A	N/A	N/A	N/A	N/A
0	N/A	N/A	N/A	N/A	N/A
0	N/A	N/A	N/A	N/A	N/A
0.000000	N/A	N/A	N/A	N/A	N/A
0	N/A	N/A	N/A	N/A	N/A
0.000000	N/A	N/A	N/A	N/A	N/A
0.000000	N/A	N/A	N/A	N/A	N/A
0	N/A	N/A	N/A	N/A	N/A
0	N/A	N/A	N/A	N/A	N/A
0	N/A	N/A	N/A	N/A	N/A
0	N/A	N/A	N/A	N/A	N/A
0.000000	N/A	N/A	N/A	N/A	N/A
0.000000	N/A	N/A	N/A	N/A	N/A
0	N/A	N/A	N/A	N/A	N/A
0.000000	N/A	N/A	N/A	N/A	N/A
0.000000	N/A	N/A	N/A	N/A	N/A
0	N/A	N/A	N/A	N/A	N/A
0	N/A	N/A	N/A	N/A	N/A
0	N/A	N/A	N/A	N/A	N/A
YES	N/A	N/A	N/A	N/A	N/A
No	N/A	N/A	N/A	N/A	N/A
No	N/A	N/A	N/A	N/A	N/A
CAP2	N/A	N/A	N/A	N/A	N/A
	N/A	N/A	N/A	N/A	N/A
	N/A	N/A	N/A	N/A	N/A
	N/A	N/A	N/A	N/A	N/A

Price Cap Tariff Review Plan
Manual Input of EUCL Rates - No PICC or MOU Rates

Total Jurisdiction
(a)

0
0

0

0.00
0.00
0.00

0.00
0.00
0.00

0
0
0
0

0

Price Cap Tariff Review Plan
 Calculation of Minimum & Maximum EU Rates

	Total Jurisdiction (a)	No Zone / Zone A (b)	Zone B (c)	Zone C (d)	Zone D (e)	Other Zone * (f)
	0	N/A	N/A	N/A	N/A	N/A
	0	N/A	N/A	N/A	N/A	N/A
	0	N/A	N/A	N/A	N/A	N/A
	0	0	0	0	0	0
N/A		0.00	0.00	0.00	0.00	0.00
N/A		0.00	0.00	0.00	0.00	0.00
	0	0	0	0	0	0
	0	N/A	N/A	N/A	N/A	N/A
	0	N/A	N/A	N/A	N/A	N/A
	0	0	0	0	0	0
	0	N/A	N/A	N/A	N/A	N/A
N/A		0	0	0	0	0
	0	N/A	N/A	N/A	N/A	N/A
	0	N/A	N/A	N/A	N/A	N/A
	0	N/A	N/A	N/A	N/A	N/A
	0	0	0	0	0	0
	0	N/A	N/A	N/A	N/A	N/A
	0	N/A	N/A	N/A	N/A	N/A
	0	N/A	N/A	N/A	N/A	N/A
	0	N/A	N/A	N/A	N/A	N/A
N/A		0.00	0.00	0.00	0.00	0.00
N/A		0.00	0.00	0.00	0.00	0.00
N/A		0.00	0.00	0.00	0.00	0.00
	0	0	0	0	0	0
	0	0	0	0	0	0
	0	0	0	0	0	0
	0	0	0	0	0	0
	0	N/A	N/A	N/A	N/A	N/A

Price Cap Tariff Review Plan
Allocation of Pool Revenues to MLB PICC & MLB EUCL

Total Jurisdiction (a)	No Zone / Zone A (b)	Zone B (c)	Zone C (d)	Zone D (e)	Other Zone * (f)
No Pooling	N/A	N/A	N/A	N/A	N/A
No Pooling	N/A	N/A	N/A	N/A	N/A
No Pooling	N/A	N/A	N/A	N/A	N/A
No Pooling	N/A	N/A	N/A	N/A	N/A
No Pooling	N/A	N/A	N/A	N/A	N/A
No Pooling	N/A	N/A	N/A	N/A	N/A
No Pooling	N/A	N/A	N/A	N/A	N/A
No Pooling	N/A	N/A	N/A	N/A	N/A
No Pooling	N/A	N/A	N/A	N/A	N/A
No Pooling	N/A	N/A	N/A	N/A	N/A
No Pooling	N/A	N/A	N/A	N/A	N/A
No Pooling	N/A	N/A	N/A	N/A	N/A
No Pooling	N/A	N/A	N/A	N/A	N/A
No Pooling	N/A	N/A	N/A	N/A	N/A
No Pooling	N/A	N/A	N/A	N/A	N/A
No Pooling	N/A	N/A	N/A	N/A	N/A
No Pooling	N/A	N/A	N/A	N/A	N/A
No Pooling	N/A	N/A	N/A	N/A	N/A
No Pooling	No Pooling	No Pooling	No Pooling	No Pooling	No Pooling
N/A	No Pooling	No Pooling	No Pooling	No Pooling	No Pooling
No Pooling	No Pooling	No Pooling	No Pooling	No Pooling	No Pooling
No Pooling	No Pooling	No Pooling	No Pooling	No Pooling	No Pooling
N/A	No Pooling	No Pooling	No Pooling	No Pooling	No Pooling
No Pooling	No Pooling	No Pooling	No Pooling	No Pooling	No Pooling
No Pooling	N/A	N/A	N/A	N/A	N/A

Price Cap Tariff Review Plan
Verification of Recovered CMT Revenue

Total Jurisdiction
(a)

0
0

0
0

0

0

0

0
0

0

0

0

0
0
0

Price Cap Tariff Review Plan
 Calculation of EUCL Limits, PICC Rate and CCL Rates

Total Jurisdiction (a)	No Zone / Zone A (b)	Zone B (c)	Zone C (d)	Zone D (e)	Other Zone (f)
0	0	0	0	0	0
0	0	0	0	0	0
0	0	0	0	0	0
0	0	0	0	0	0
0	N/A	N/A	N/A	N/A	N/A
0	N/A	N/A	N/A	N/A	N/A
0	N/A	N/A	N/A	N/A	N/A
0	N/A	N/A	N/A	N/A	N/A
0	N/A	N/A	N/A	N/A	N/A
0	N/A	N/A	N/A	N/A	N/A
0	N/A	N/A	N/A	N/A	N/A
0	N/A	N/A	N/A	N/A	N/A
0	N/A	N/A	N/A	N/A	N/A
6.50	N/A	N/A	N/A	N/A	N/A
7.00	N/A	N/A	N/A	N/A	N/A
9.20	N/A	N/A	N/A	N/A	N/A
0.000000	N/A	N/A	N/A	N/A	N/A
1.000000	N/A	N/A	N/A	N/A	N/A
0.000000	N/A	N/A	N/A	N/A	N/A
0.000000	N/A	N/A	N/A	N/A	N/A

Price Cap Tariff Review Plan
Manual Input of EUCL Rates - No PICC or MOU Rates

Total Jurisdiction
(a)

ok
ok
ok

Price Cap Tariff Review Plan
 Calculation of Minimum & Maximum EU Rates

Total Jurisdiction (a)	No Zone / Zone A (b)	Zone B (c)	Zone C (d)	Zone D (e)	Other Zone (f)
	N/A	N/A	N/A	N/A	N/A
	N/A	N/A	N/A	N/A	N/A
	N/A	N/A	N/A	N/A	N/A
N/A					
N/A					
	N/A	N/A	N/A	N/A	N/A
	N/A	N/A	N/A	N/A	N/A
	N/A	N/A	N/A	N/A	N/A
N/A					
	N/A	N/A	N/A	N/A	N/A
	N/A	N/A	N/A	N/A	N/A
	N/A	N/A	N/A	N/A	N/A
	N/A	N/A	N/A	N/A	N/A
	N/A	N/A	N/A	N/A	N/A
N/A					
N/A					
N/A					
	N/A	N/A	N/A	N/A	N/A

Price Cap Tariff Review Plan
Verification of Recovered CMT Revenue

Total Jurisdiction
(a)

0
0

0
0

0

0

0

0
Agg.Rate

0
Agg.Rate

0 ok

0
0
0

LEC	FCC	Delta	Flag
-----	-----	-------	------

		0.00	*
		0.00	*
		0.00	*
		0.00	*
		0.00	*
		0.00	*

0	0	0	*
0	0	0	*
0	0	0	*
0 Agg.Rate		0	*
0 Agg.Rate		0	*
0	0	0	*
0	0	0	*
0	0	0	*
			*
			*

Price Cap Tariff Review Plan
 Calculation of EUCL Limits, PICC Rate and CCL Rates

Total Jurisdiction (a)	No Zone / Zone A (b)	Zone B (c)	Zone C (d)	Zone D (e)	Other Zone (f)
0	0	0	0	0	0
0	0	0	0	0	0
0	0	0	0	0	0
0	0	0	0	0	0
0	N/A	N/A	N/A	N/A	N/A
0	N/A	N/A	N/A	N/A	N/A
0	N/A	N/A	N/A	N/A	N/A
0	N/A	N/A	N/A	N/A	N/A
0	N/A	N/A	N/A	N/A	N/A
0	N/A	N/A	N/A	N/A	N/A
0	N/A	N/A	N/A	N/A	N/A
6.50	N/A	N/A	N/A	N/A	N/A
7.00	N/A	N/A	N/A	N/A	N/A
9.20	N/A	N/A	N/A	N/A	N/A
0.000000	N/A	N/A	N/A	N/A	N/A
0.000000	N/A	N/A	N/A	N/A	N/A
0.0000	N/A	N/A	N/A	N/A	N/A
0.000000	N/A	N/A	N/A	N/A	N/A

Price Cap Tariff Review Plan
Manual Input of EUCL Rates - No PICC or MOU Rates

Total Jurisdiction
(a)

0
0

0

6.50
7.00
9.20

0.00 ok
0.00 ok
0.00 ok

0
0
0
0

0 ok

Price Cap Tariff Review Plan
Verification of Recovered CMT Revenue

Total Jurisdiction
(a)

0
0

0
0

0

0

0

Agg.Rate 0

Agg.Rate

0

0 ok

0
0
0

LEC	FCC	Delta	Flag
-----	-----	-------	------

0.00	*
0.00	*
0.00	*
0.00	*
0.00	*
0.00	*

CAP2	No Deaveraging Allowed
CAP2	No Deaveraging Allowed
CAP2	No Deaveraging Allowed

N/A	No Deaveraging Allowed
N/A	No Deaveraging Allowed
N/A	No Deaveraging Allowed

N/A	No Deaveraging Allowed
N/A	No Deaveraging Allowed
N/A	No Deaveraging Allowed

N/A	No Deaveraging Allowed
N/A	No Deaveraging Allowed
N/A	No Deaveraging Allowed
N/A	No Deaveraging Allowed
N/A	No Deaveraging Allowed

0	0	0	*
0	0	0	*
0	0	0	*
0 Agg.Rate		0	*
0 Agg.Rate		0	*
0	0	0	*
0	0	0	*
0	0	0	*
			*
			*

Price Cap Tariff Review Plan
 Calculation of EUCL Limits, PICC Rate and CCL Rates

Total Jurisdiction (a)	No Zone / Zone A (b)	Zone B (c)	Zone C (d)	Zone D (e)	Other Zone * (f)
0	0	0	0	0	0
0	0	0	0	0	0
0	0	0	0	0	0
0	0	0	0	0	0
0	N/A	N/A	N/A	N/A	N/A
0	N/A	N/A	N/A	N/A	N/A
0	N/A	N/A	N/A	N/A	N/A
0	N/A	N/A	N/A	N/A	N/A
0	N/A	N/A	N/A	N/A	N/A
0	N/A	N/A	N/A	N/A	N/A
0	N/A	N/A	N/A	N/A	N/A
6.50	N/A	N/A	N/A	N/A	N/A
7.00	N/A	N/A	N/A	N/A	N/A
9.20	N/A	N/A	N/A	N/A	N/A
0.000000	N/A	N/A	N/A	N/A	N/A
1.000000	N/A	N/A	N/A	N/A	N/A
1.000000	N/A	N/A	N/A	N/A	N/A
0.000000	N/A	N/A	N/A	N/A	N/A

Price Cap Tariff Review Plan
Manual Input of EUCL Rates - No PICC or MOU Rates

Total Jurisdiction
(a)

0
0

0

0.00
0.00
0.00

0.00
0.00
0.00

0
0
0
0

0

Price Cap Tariff Review Plan
 Calculation of Minimum & Maximum EU Rates

Total Jurisdiction (a)	No Zone / Zone A (b)	Zone B (c)	Zone C (d)	Zone D (e)	Other Zone * (f)
CAP2	N/A	N/A	N/A	N/A	N/A
CAP2	N/A	N/A	N/A	N/A	N/A
CAP2	N/A	N/A	N/A	N/A	N/A
CAP2	CAP2	CAP2	CAP2	CAP2	CAP2
N/A	CAP2	CAP2	CAP2	CAP2	CAP2
N/A	CAP2	CAP2	CAP2	CAP2	CAP2
CAP2	CAP2	CAP2	CAP2	CAP2	CAP2
CAP2	N/A	N/A	N/A	N/A	N/A
CAP2	N/A	N/A	N/A	N/A	N/A
CAP2	CAP2	CAP2	CAP2	CAP2	CAP2
CAP2	N/A	N/A	N/A	N/A	N/A
N/A	CAP2	CAP2	CAP2	CAP2	CAP2
CAP2	N/A	N/A	N/A	N/A	N/A
CAP2	N/A	N/A	N/A	N/A	N/A
CAP2	CAP2	CAP2	CAP2	CAP2	CAP2
CAP2	N/A	N/A	N/A	N/A	N/A
CAP2	N/A	N/A	N/A	N/A	N/A
CAP2	N/A	N/A	N/A	N/A	N/A
CAP2	N/A	N/A	N/A	N/A	N/A
CAP2	N/A	N/A	N/A	N/A	N/A
CAP2	N/A	N/A	N/A	N/A	N/A
CAP2	N/A	N/A	N/A	N/A	N/A
CAP2	CAP2	CAP2	CAP2	CAP2	CAP2
N/A	CAP2	CAP2	CAP2	CAP2	CAP2
N/A	CAP2	CAP2	CAP2	CAP2	CAP2
N/A	CAP2	CAP2	CAP2	CAP2	CAP2
CAP2	CAP2	CAP2	CAP2	CAP2	CAP2
CAP2	CAP2	CAP2	CAP2	CAP2	CAP2
CAP2	CAP2	CAP2	CAP2	CAP2	CAP2
CAP2	CAP2	CAP2	CAP2	CAP2	CAP2
CAP2	N/A	N/A	N/A	N/A	N/A

Price Cap Tariff Review Plan
Verification of Recovered CMT Revenue

Total Jurisdiction
(a)

0
0

0
0

0

0

0

0
0

0

0

0

0
0
0

Price Cap Tariff Review Plan
Manual Input of EUCL Rates - No PICC or MOU Rates

Total Jurisdiction
(a)

0
0

0

0.00
0.00
0.00

0.00
0.00
0.00

0
0
0
0

0

Price Cap Tariff Review Plan
 Calculation of Minimum & Maximum EU Rates

	Total Jurisdiction (a)	No Zone / Zone A (b)	Zone B (c)	Zone C (d)	Zone D (e)	Other Zone * (f)
	0	N/A	N/A	N/A	N/A	N/A
	0	N/A	N/A	N/A	N/A	N/A
	0	N/A	N/A	N/A	N/A	N/A
	0	0	0	0	0	0
N/A		0.00	0.00	0.00	0.00	0.00
N/A		0.00	0.00	0.00	0.00	0.00
	0	0	0	0	0	0
	0	N/A	N/A	N/A	N/A	N/A
	0	N/A	N/A	N/A	N/A	N/A
	0	0	0	0	0	0
	0	N/A	N/A	N/A	N/A	N/A
N/A		0	0	0	0	0
	0	N/A	N/A	N/A	N/A	N/A
	0	N/A	N/A	N/A	N/A	N/A
	0	N/A	N/A	N/A	N/A	N/A
	0	0	0	0	0	0
	0	N/A	N/A	N/A	N/A	N/A
	0	N/A	N/A	N/A	N/A	N/A
	0	N/A	N/A	N/A	N/A	N/A
	0	N/A	N/A	N/A	N/A	N/A
N/A		0.00	0.00	0.00	0.00	0.00
N/A		0.00	0.00	0.00	0.00	0.00
N/A		0.00	0.00	0.00	0.00	0.00
	0	0	0	0	0	0
	0	0	0	0	0	0
	0	0	0	0	0	0
	0	0	0	0	0	0
	0	N/A	N/A	N/A	N/A	N/A

Price Cap Tariff Review Plan
Allocation of Pool Revenues to MLB PICC & MLB EUCL

Total Jurisdiction (a)	No Zone / Zone A (b)	Zone B (c)	Zone C (d)	Zone D (e)	Other Zone * (f)
No Pooling	N/A	N/A	N/A	N/A	N/A
No Pooling	N/A	N/A	N/A	N/A	N/A
No Pooling	N/A	N/A	N/A	N/A	N/A
No Pooling	N/A	N/A	N/A	N/A	N/A
No Pooling	N/A	N/A	N/A	N/A	N/A
No Pooling	N/A	N/A	N/A	N/A	N/A
No Pooling	N/A	N/A	N/A	N/A	N/A
No Pooling	N/A	N/A	N/A	N/A	N/A
No Pooling	N/A	N/A	N/A	N/A	N/A
No Pooling	N/A	N/A	N/A	N/A	N/A
No Pooling	N/A	N/A	N/A	N/A	N/A
No Pooling	N/A	N/A	N/A	N/A	N/A
No Pooling	N/A	N/A	N/A	N/A	N/A
No Pooling	N/A	N/A	N/A	N/A	N/A
No Pooling	N/A	N/A	N/A	N/A	N/A
No Pooling	No Pooling	No Pooling	No Pooling	No Pooling	No Pooling
N/A	No Pooling	No Pooling	No Pooling	No Pooling	No Pooling
No Pooling	No Pooling	No Pooling	No Pooling	No Pooling	No Pooling
No Pooling	No Pooling	No Pooling	No Pooling	No Pooling	No Pooling
N/A	No Pooling	No Pooling	No Pooling	No Pooling	No Pooling
No Pooling	No Pooling	No Pooling	No Pooling	No Pooling	No Pooling
No Pooling	N/A	N/A	N/A	N/A	N/A

Price Cap Tariff Review Plan
Verification of Recovered CMT Revenue

Total Jurisdiction
(a)

0
0

0
0

0

0

0

0
0

0

0

0

0
0
0

Price Cap Tariff Review Plan
 Calculation of EUCL Limits, PICC Rate and CCL Rates

Total Jurisdiction (a)	No Zone / Zone A (b)	Zone B (c)	Zone C (d)	Zone D (e)	Other Zone (f)
0	0	0	0	0	0
0	0	0	0	0	0
0	0	0	0	0	0
0	0	0	0	0	0
0	N/A	N/A	N/A	N/A	N/A
0	N/A	N/A	N/A	N/A	N/A
0	N/A	N/A	N/A	N/A	N/A
0	N/A	N/A	N/A	N/A	N/A
0	N/A	N/A	N/A	N/A	N/A
0	N/A	N/A	N/A	N/A	N/A
0	N/A	N/A	N/A	N/A	N/A
6.50	N/A	N/A	N/A	N/A	N/A
7.00	N/A	N/A	N/A	N/A	N/A
9.20	N/A	N/A	N/A	N/A	N/A
0.000000	N/A	N/A	N/A	N/A	N/A
1.000000	N/A	N/A	N/A	N/A	N/A
0.000000	N/A	N/A	N/A	N/A	N/A
0.000000	N/A	N/A	N/A	N/A	N/A

Price Cap Tariff Review Plan
Manual Input of EUCL Rates - No PICC or MOU Rates

Total Jurisdiction
(a)

ok
ok
ok

Price Cap Tariff Review Plan
 Calculation of Minimum & Maximum EU Rates

Total Jurisdiction (a)	No Zone / Zone A (b)	Zone B (c)	Zone C (d)	Zone D (e)	Other Zone (f)
	N/A	N/A	N/A	N/A	N/A
	N/A	N/A	N/A	N/A	N/A
	N/A	N/A	N/A	N/A	N/A
N/A					
N/A					
	N/A	N/A	N/A	N/A	N/A
	N/A	N/A	N/A	N/A	N/A
	N/A	N/A	N/A	N/A	N/A
N/A					
	N/A	N/A	N/A	N/A	N/A
	N/A	N/A	N/A	N/A	N/A
	N/A	N/A	N/A	N/A	N/A
	N/A	N/A	N/A	N/A	N/A
	N/A	N/A	N/A	N/A	N/A
N/A					
N/A					
N/A					
	N/A	N/A	N/A	N/A	N/A

Price Cap Tariff Review Plan
 Allocation of Pool Revenues to MLB PICC & MLB EUCL

Total Jurisdiction (a)	No Zone / Zone A (b)	Zone B (c)	Zone C (d)	Zone D (e)	Other Zone (f)
	N/A	N/A	N/A	N/A	N/A
	N/A	N/A	N/A	N/A	N/A
	N/A	N/A	N/A	N/A	N/A
	N/A	N/A	N/A	N/A	N/A
	N/A	N/A	N/A	N/A	N/A
	N/A	N/A	N/A	N/A	N/A
	N/A	N/A	N/A	N/A	N/A
	N/A	N/A	N/A	N/A	N/A
	N/A	N/A	N/A	N/A	N/A
	N/A	N/A	N/A	N/A	N/A
	N/A	N/A	N/A	N/A	N/A
	N/A	N/A	N/A	N/A	N/A
	N/A	N/A	N/A	N/A	N/A
	N/A	N/A	N/A	N/A	N/A
	N/A	N/A	N/A	N/A	N/A
	N/A	N/A	N/A	N/A	N/A
	N/A	N/A	N/A	N/A	N/A
N/A					
N/A					
	N/A	N/A	N/A	N/A	N/A

Price Cap Tariff Review Plan
Verification of Recovered CMT Revenue

Total Jurisdiction
(a)

0
0

0
0

0

0

0

Agg.Rate 0

Agg.Rate
0

0 ok

0
0
0

LEC	FCC	Delta	Flag
-----	-----	-------	------

		0.00	*
		0.00	*
		0.00	*
		0.00	*
		0.00	*
		0.00	*

0	0	0	*
0	0	0	*
0	0	0	*
0 Agg.Rate		0	*
0 Agg.Rate		0	*
0	0	0	*
0	0	0	*
0	0	0	*
			*
			*

Price Cap Tariff Review Plan
 Calculation of EUCL Limits, PICC Rate and CCL Rates

Total Jurisdiction (a)	No Zone / Zone A (b)	Zone B (c)	Zone C (d)	Zone D (e)	Other Zone (f)
0	0	0	0	0	0
0	0	0	0	0	0
0	0	0	0	0	0
0	0	0	0	0	0
0	N/A	N/A	N/A	N/A	N/A
0	N/A	N/A	N/A	N/A	N/A
0	N/A	N/A	N/A	N/A	N/A
0	N/A	N/A	N/A	N/A	N/A
0	N/A	N/A	N/A	N/A	N/A
0	N/A	N/A	N/A	N/A	N/A
0	N/A	N/A	N/A	N/A	N/A
6.50	N/A	N/A	N/A	N/A	N/A
7.00	N/A	N/A	N/A	N/A	N/A
9.20	N/A	N/A	N/A	N/A	N/A
0.000000	N/A	N/A	N/A	N/A	N/A
0.000000	N/A	N/A	N/A	N/A	N/A
0.0000	N/A	N/A	N/A	N/A	N/A
0.000000	N/A	N/A	N/A	N/A	N/A

Price Cap Tariff Review Plan
Manual Input of EUCL Rates - No PICC or MOU Rates

Total Jurisdiction
(a)

0
0

0

6.50
7.00
9.20

0.00 ok
0.00 ok
0.00 ok

0
0
0
0

0 ok

Price Cap Tariff Review Plan
 Calculation of Minimum & Maximum EU Rates

Total Jurisdiction (a)	No Zone / Zone A (b)	Zone B (c)	Zone C (d)	Zone D (e)	Other Zone (f)
CAP2	N/A	N/A	N/A	N/A	N/A
CAP2	N/A	N/A	N/A	N/A	N/A
CAP2	N/A	N/A	N/A	N/A	N/A
CAP2	CAP2	CAP2	CAP2	CAP2	CAP2
N/A	CAP2	CAP2	CAP2	CAP2	CAP2
N/A	CAP2	CAP2	CAP2	CAP2	CAP2
CAP2	CAP2	CAP2	CAP2	CAP2	CAP2
CAP2	N/A	N/A	N/A	N/A	N/A
CAP2	N/A	N/A	N/A	N/A	N/A
CAP2	CAP2	CAP2	CAP2	CAP2	CAP2
CAP2	N/A	N/A	N/A	N/A	N/A
N/A	CAP2	CAP2	CAP2	CAP2	CAP2
CAP2	N/A	N/A	N/A	N/A	N/A
CAP2	N/A	N/A	N/A	N/A	N/A
CAP2	CAP2	CAP2	CAP2	CAP2	CAP2
CAP2	N/A	N/A	N/A	N/A	N/A
CAP2	N/A	N/A	N/A	N/A	N/A
CAP2	N/A	N/A	N/A	N/A	N/A
CAP2	N/A	N/A	N/A	N/A	N/A
CAP2	N/A	N/A	N/A	N/A	N/A
N/A	CAP2	CAP2	CAP2	CAP2	CAP2
N/A	CAP2	CAP2	CAP2	CAP2	CAP2
N/A	CAP2	CAP2	CAP2	CAP2	CAP2
CAP2	CAP2	CAP2	CAP2	CAP2	CAP2
CAP2	CAP2	CAP2	CAP2	CAP2	CAP2
CAP2	CAP2	CAP2	CAP2	CAP2	CAP2
CAP2	CAP2	CAP2	CAP2	CAP2	CAP2
CAP2	N/A	N/A	N/A	N/A	N/A

Price Cap Tariff Review Plan
 Allocation of Pool Revenues to MLB PICC & MLB EUCL

Total Jurisdiction (a)	No Zone / Zone A (b)	Zone B (c)	Zone C (d)	Zone D (e)	Other Zone (f)
No Pooling	N/A	N/A	N/A	N/A	N/A
No Pooling	N/A	N/A	N/A	N/A	N/A
No Pooling	N/A	N/A	N/A	N/A	N/A
No Pooling	N/A	N/A	N/A	N/A	N/A
No Pooling	N/A	N/A	N/A	N/A	N/A
No Pooling	N/A	N/A	N/A	N/A	N/A
No Pooling	N/A	N/A	N/A	N/A	N/A
No Pooling	N/A	N/A	N/A	N/A	N/A
No Pooling	N/A	N/A	N/A	N/A	N/A
No Pooling	N/A	N/A	N/A	N/A	N/A
No Pooling	N/A	N/A	N/A	N/A	N/A
No Pooling	N/A	N/A	N/A	N/A	N/A
No Pooling	N/A	N/A	N/A	N/A	N/A
No Pooling	N/A	N/A	N/A	N/A	N/A
No Pooling	N/A	N/A	N/A	N/A	N/A
No Pooling	N/A	N/A	N/A	N/A	N/A
No Pooling	No Pooling	No Pooling	No Pooling	No Pooling	No Pooling
N/A	No Pooling	No Pooling	No Pooling	No Pooling	No Pooling
No Pooling	No Pooling	No Pooling	No Pooling	No Pooling	No Pooling
No Pooling	No Pooling	No Pooling	No Pooling	No Pooling	No Pooling
N/A	No Pooling	No Pooling	No Pooling	No Pooling	No Pooling
No Pooling	No Pooling	No Pooling	No Pooling	No Pooling	No Pooling
No Pooling	N/A	N/A	N/A	N/A	N/A

Price Cap Tariff Review Plan
Verification of Recovered CMT Revenue

Total Jurisdiction
(a)

0
0

0
0

0

0

0

Agg.Rate 0

Agg.Rate

0

0 ok

0
0
0

LEC	FCC	Delta	Flag
-----	-----	-------	------

0.00	*
0.00	*
0.00	*
0.00	*
0.00	*
0.00	*

CAP2	No Deaveraging Allowed
CAP2	No Deaveraging Allowed
CAP2	No Deaveraging Allowed

N/A	No Deaveraging Allowed
N/A	No Deaveraging Allowed
N/A	No Deaveraging Allowed

N/A	No Deaveraging Allowed
N/A	No Deaveraging Allowed
N/A	No Deaveraging Allowed

N/A	No Deaveraging Allowed
N/A	No Deaveraging Allowed
N/A	No Deaveraging Allowed
N/A	No Deaveraging Allowed
N/A	No Deaveraging Allowed

0	0	0	*
0	0	0	*
0	0	0	*
0 Agg.Rate		0	*
0 Agg.Rate		0	*
0	0	0	*
0	0	0	*
0	0	0	*
			*
			*

Price Cap Tariff Review Plan
 Calculation of EUCL Limits, PICC Rate and CCL Rates

Total Jurisdiction (a)	No Zone / Zone A (b)	Zone B (c)	Zone C (d)	Zone D (e)	Other Zone * (f)
0	0	0	0	0	0
0	0	0	0	0	0
0	0	0	0	0	0
0	0	0	0	0	0
0	N/A	N/A	N/A	N/A	N/A
0	N/A	N/A	N/A	N/A	N/A
0	N/A	N/A	N/A	N/A	N/A
0	N/A	N/A	N/A	N/A	N/A
0	N/A	N/A	N/A	N/A	N/A
0	N/A	N/A	N/A	N/A	N/A
0	N/A	N/A	N/A	N/A	N/A
6.50	N/A	N/A	N/A	N/A	N/A
7.00	N/A	N/A	N/A	N/A	N/A
9.20	N/A	N/A	N/A	N/A	N/A
0.000000	N/A	N/A	N/A	N/A	N/A
1.000000	N/A	N/A	N/A	N/A	N/A
1.000000	N/A	N/A	N/A	N/A	N/A
0.000000	N/A	N/A	N/A	N/A	N/A

Price Cap Tariff Review Plan
Manual Input of EUCL Rates - No PICC or MOU Rates

Total Jurisdiction
(a)

0
0

0

0.00
0.00
0.00

0.00
0.00
0.00

0
0
0
0

0

Price Cap Tariff Review Plan
 Calculation of Minimum & Maximum EU Rates

Total Jurisdiction (a)	No Zone / Zone A (b)	Zone B (c)	Zone C (d)	Zone D (e)	Other Zone * (f)
CAP2	N/A	N/A	N/A	N/A	N/A
CAP2	N/A	N/A	N/A	N/A	N/A
CAP2	N/A	N/A	N/A	N/A	N/A
CAP2	CAP2	CAP2	CAP2	CAP2	CAP2
N/A	CAP2	CAP2	CAP2	CAP2	CAP2
N/A	CAP2	CAP2	CAP2	CAP2	CAP2
CAP2	CAP2	CAP2	CAP2	CAP2	CAP2
CAP2	N/A	N/A	N/A	N/A	N/A
CAP2	N/A	N/A	N/A	N/A	N/A
CAP2	CAP2	CAP2	CAP2	CAP2	CAP2
CAP2	N/A	N/A	N/A	N/A	N/A
N/A	CAP2	CAP2	CAP2	CAP2	CAP2
CAP2	N/A	N/A	N/A	N/A	N/A
CAP2	N/A	N/A	N/A	N/A	N/A
CAP2	CAP2	CAP2	CAP2	CAP2	CAP2
CAP2	N/A	N/A	N/A	N/A	N/A
CAP2	N/A	N/A	N/A	N/A	N/A
CAP2	N/A	N/A	N/A	N/A	N/A
CAP2	N/A	N/A	N/A	N/A	N/A
CAP2	N/A	N/A	N/A	N/A	N/A
N/A	CAP2	CAP2	CAP2	CAP2	CAP2
N/A	CAP2	CAP2	CAP2	CAP2	CAP2
N/A	CAP2	CAP2	CAP2	CAP2	CAP2
CAP2	CAP2	CAP2	CAP2	CAP2	CAP2
CAP2	CAP2	CAP2	CAP2	CAP2	CAP2
CAP2	CAP2	CAP2	CAP2	CAP2	CAP2
CAP2	CAP2	CAP2	CAP2	CAP2	CAP2
CAP2	N/A	N/A	N/A	N/A	N/A

Price Cap Tariff Review Plan
Allocation of Pool Revenues to MLB PICC & MLB EUCL

Total Jurisdiction (a)	No Zone / Zone A (b)	Zone B (c)	Zone C (d)	Zone D (e)	Other Zone * (f)
No Pooling	N/A	N/A	N/A	N/A	N/A
No Pooling	N/A	N/A	N/A	N/A	N/A
No Pooling	N/A	N/A	N/A	N/A	N/A
No Pooling	N/A	N/A	N/A	N/A	N/A
No Pooling	N/A	N/A	N/A	N/A	N/A
No Pooling	N/A	N/A	N/A	N/A	N/A
No Pooling	N/A	N/A	N/A	N/A	N/A
No Pooling	N/A	N/A	N/A	N/A	N/A
No Pooling	N/A	N/A	N/A	N/A	N/A
No Pooling	N/A	N/A	N/A	N/A	N/A
No Pooling	N/A	N/A	N/A	N/A	N/A
No Pooling	N/A	N/A	N/A	N/A	N/A
No Pooling	N/A	N/A	N/A	N/A	N/A
No Pooling	N/A	N/A	N/A	N/A	N/A
No Pooling	N/A	N/A	N/A	N/A	N/A
No Pooling	No Pooling	No Pooling	No Pooling	No Pooling	No Pooling
N/A	No Pooling	No Pooling	No Pooling	No Pooling	No Pooling
No Pooling	No Pooling	No Pooling	No Pooling	No Pooling	No Pooling
No Pooling	No Pooling	No Pooling	No Pooling	No Pooling	No Pooling
N/A	No Pooling	No Pooling	No Pooling	No Pooling	No Pooling
No Pooling	No Pooling	No Pooling	No Pooling	No Pooling	No Pooling
No Pooling	N/A	N/A	N/A	N/A	N/A

Price Cap Tariff Review Plan
Verification of Recovered CMT Revenue

Total Jurisdiction
(a)

0
0

0
0

0

0

0

0
0

0

0

0

0
0
0

Price Cap Tariff Review Plan
 Calculation of EUCL Limits, PICC Rate and CCL Rates

Total Jurisdiction (a)	No Zone / Zone A (b)	Zone B (c)	Zone C (d)	Zone D (e)	Other Zone * (f)
0	0	0	0	0	0
0	0	0	0	0	0
0	0	0	0	0	0
0	0	0	0	0	0
0	N/A	N/A	N/A	N/A	N/A
0	N/A	N/A	N/A	N/A	N/A
0	N/A	N/A	N/A	N/A	N/A
0	N/A	N/A	N/A	N/A	N/A
0	N/A	N/A	N/A	N/A	N/A
0	N/A	N/A	N/A	N/A	N/A
0	N/A	N/A	N/A	N/A	N/A
0	N/A	N/A	N/A	N/A	N/A
6.50	N/A	N/A	N/A	N/A	N/A
7.00	N/A	N/A	N/A	N/A	N/A
9.20	N/A	N/A	N/A	N/A	N/A
0.000000	N/A	N/A	N/A	N/A	N/A
0.000000	N/A	N/A	N/A	N/A	N/A
0.000000	N/A	N/A	N/A	N/A	N/A
0.000000	N/A	N/A	N/A	N/A	N/A

Price Cap Tariff Review Plan
 Calculation of EUCL Limits, PICC Rate and CCL Rates

Total Jurisdiction (a)	No Zone / Zone A (b)	Zone B (c)	Zone C (d)	Zone D (e)	Other Zone * (f)
0	N/A	N/A	N/A	N/A	N/A
0	N/A	N/A	N/A	N/A	N/A
0	N/A	N/A	N/A	N/A	N/A
0	N/A	N/A	N/A	N/A	N/A
0	N/A	N/A	N/A	N/A	N/A
0	N/A	N/A	N/A	N/A	N/A
0	N/A	N/A	N/A	N/A	N/A
0	N/A	N/A	N/A	N/A	N/A
0	N/A	N/A	N/A	N/A	N/A
0	N/A	N/A	N/A	N/A	N/A
0	N/A	N/A	N/A	N/A	N/A
0	N/A	N/A	N/A	N/A	N/A
0	N/A	N/A	N/A	N/A	N/A
0.000000	N/A	N/A	N/A	N/A	N/A
0	N/A	N/A	N/A	N/A	N/A
0.000000	N/A	N/A	N/A	N/A	N/A
0.000000	N/A	N/A	N/A	N/A	N/A
0	N/A	N/A	N/A	N/A	N/A
0	N/A	N/A	N/A	N/A	N/A
0	N/A	N/A	N/A	N/A	N/A
0.000000	N/A	N/A	N/A	N/A	N/A
0.000000	N/A	N/A	N/A	N/A	N/A
0	N/A	N/A	N/A	N/A	N/A
0.000000	N/A	N/A	N/A	N/A	N/A
0.000000	N/A	N/A	N/A	N/A	N/A
0	N/A	N/A	N/A	N/A	N/A
0	N/A	N/A	N/A	N/A	N/A
0	N/A	N/A	N/A	N/A	N/A
YES	N/A	N/A	N/A	N/A	N/A
No	N/A	N/A	N/A	N/A	N/A
No	N/A	N/A	N/A	N/A	N/A
CAP2	N/A	N/A	N/A	N/A	N/A
	N/A	N/A	N/A	N/A	N/A
	N/A	N/A	N/A	N/A	N/A
	N/A	N/A	N/A	N/A	N/A

Price Cap Tariff Review Plan
Manual Input of EUCL Rates - No PICC or MOU Rates

Total Jurisdiction
(a)

0
0

0

0.00
0.00
0.00

0.00
0.00
0.00

0
0
0
0

0

Price Cap Tariff Review Plan
 Calculation of Minimum & Maximum EU Rates

	Total Jurisdiction (a)	No Zone / Zone A (b)	Zone B (c)	Zone C (d)	Zone D (e)	Other Zone * (f)
	0	N/A	N/A	N/A	N/A	N/A
	0	N/A	N/A	N/A	N/A	N/A
	0	N/A	N/A	N/A	N/A	N/A
	0	0	0	0	0	0
N/A		0.00	0.00	0.00	0.00	0.00
N/A		0.00	0.00	0.00	0.00	0.00
	0	0	0	0	0	0
	0	N/A	N/A	N/A	N/A	N/A
	0	N/A	N/A	N/A	N/A	N/A
	0	0	0	0	0	0
	0	N/A	N/A	N/A	N/A	N/A
N/A		0	0	0	0	0
	0	N/A	N/A	N/A	N/A	N/A
	0	N/A	N/A	N/A	N/A	N/A
	0	N/A	N/A	N/A	N/A	N/A
	0	0	0	0	0	0
	0	N/A	N/A	N/A	N/A	N/A
	0	N/A	N/A	N/A	N/A	N/A
	0	N/A	N/A	N/A	N/A	N/A
	0	N/A	N/A	N/A	N/A	N/A
N/A		0.00	0.00	0.00	0.00	0.00
N/A		0.00	0.00	0.00	0.00	0.00
N/A		0.00	0.00	0.00	0.00	0.00
	0	0	0	0	0	0
	0	0	0	0	0	0
	0	0	0	0	0	0
	0	0	0	0	0	0
	0	N/A	N/A	N/A	N/A	N/A

Price Cap Tariff Review Plan
Allocation of Pool Revenues to MLB PICC & MLB EUCL

Total Jurisdiction (a)	No Zone / Zone A (b)	Zone B (c)	Zone C (d)	Zone D (e)	Other Zone * (f)
No Pooling	N/A	N/A	N/A	N/A	N/A
No Pooling	N/A	N/A	N/A	N/A	N/A
No Pooling	N/A	N/A	N/A	N/A	N/A
No Pooling	N/A	N/A	N/A	N/A	N/A
No Pooling	N/A	N/A	N/A	N/A	N/A
No Pooling	N/A	N/A	N/A	N/A	N/A
No Pooling	N/A	N/A	N/A	N/A	N/A
No Pooling	N/A	N/A	N/A	N/A	N/A
No Pooling	N/A	N/A	N/A	N/A	N/A
No Pooling	N/A	N/A	N/A	N/A	N/A
No Pooling	N/A	N/A	N/A	N/A	N/A
No Pooling	N/A	N/A	N/A	N/A	N/A
No Pooling	N/A	N/A	N/A	N/A	N/A
No Pooling	N/A	N/A	N/A	N/A	N/A
No Pooling	N/A	N/A	N/A	N/A	N/A
No Pooling	No Pooling	No Pooling	No Pooling	No Pooling	No Pooling
N/A	No Pooling	No Pooling	No Pooling	No Pooling	No Pooling
No Pooling	No Pooling	No Pooling	No Pooling	No Pooling	No Pooling
No Pooling	No Pooling	No Pooling	No Pooling	No Pooling	No Pooling
N/A	No Pooling	No Pooling	No Pooling	No Pooling	No Pooling
No Pooling	No Pooling	No Pooling	No Pooling	No Pooling	No Pooling
No Pooling	N/A	N/A	N/A	N/A	N/A

Price Cap Tariff Review Plan
Verification of Recovered CMT Revenue

Total Jurisdiction
(a)

0
0

0
0

0

0

0

0
0

0

0

0

0
0
0

Price Cap Tariff Review Plan
 Calculation of EUCL Limits, PICC Rate and CCL Rates

Total Jurisdiction (a)	No Zone / Zone A (b)	Zone B (c)	Zone C (d)	Zone D (e)	Other Zone (f)
0	0	0	0	0	0
0	0	0	0	0	0
0	0	0	0	0	0
0	0	0	0	0	0
0	N/A	N/A	N/A	N/A	N/A
0	N/A	N/A	N/A	N/A	N/A
0	N/A	N/A	N/A	N/A	N/A
0	N/A	N/A	N/A	N/A	N/A
0	N/A	N/A	N/A	N/A	N/A
0	N/A	N/A	N/A	N/A	N/A
0	N/A	N/A	N/A	N/A	N/A
0	N/A	N/A	N/A	N/A	N/A
6.50	N/A	N/A	N/A	N/A	N/A
7.00	N/A	N/A	N/A	N/A	N/A
9.20	N/A	N/A	N/A	N/A	N/A
0.000000	N/A	N/A	N/A	N/A	N/A
1.000000	N/A	N/A	N/A	N/A	N/A
0.000000	N/A	N/A	N/A	N/A	N/A
0.000000	N/A	N/A	N/A	N/A	N/A

Price Cap Tariff Review Plan
Calculation of EUCL Limits, PICC Rate and CCL Rates

Total Jurisdiction (a)	No Zone / Zone A (b)	Zone B (c)	Zone C (d)	Zone D (e)	Other Zone (f)
	0	N/A	N/A	N/A	N/A
	0	N/A	N/A	N/A	N/A
	0	N/A	N/A	N/A	N/A
	0	N/A	N/A	N/A	N/A
	0	N/A	N/A	N/A	N/A
	0	N/A	N/A	N/A	N/A
	0	N/A	N/A	N/A	N/A
	0	N/A	N/A	N/A	N/A
	0	N/A	N/A	N/A	N/A
	0	N/A	N/A	N/A	N/A
Agg.Rate	N/A	N/A	N/A	N/A	N/A
Agg.Rate	N/A	N/A	N/A	N/A	N/A
Agg.Rate	N/A	N/A	N/A	N/A	N/A
Agg.Rate	N/A	N/A	N/A	N/A	N/A
Agg.Rate	N/A	N/A	N/A	N/A	N/A
Agg.Rate	N/A	N/A	N/A	N/A	N/A
Agg.Rate	N/A	N/A	N/A	N/A	N/A
Agg.Rate	N/A	N/A	N/A	N/A	N/A
Agg.Rate	N/A	N/A	N/A	N/A	N/A
Agg.Rate	N/A	N/A	N/A	N/A	N/A
Agg.Rate	N/A	N/A	N/A	N/A	N/A
Agg.Rate	N/A	N/A	N/A	N/A	N/A
Agg.Rate	N/A	N/A	N/A	N/A	N/A
Agg.Rate	N/A	N/A	N/A	N/A	N/A
Agg.Rate	N/A	N/A	N/A	N/A	N/A
Agg.Rate	N/A	N/A	N/A	N/A	N/A
YES	N/A	N/A	N/A	N/A	N/A
No	N/A	N/A	N/A	N/A	N/A
No	N/A	N/A	N/A	N/A	N/A
	N/A	N/A	N/A	N/A	N/A
	N/A	N/A	N/A	N/A	N/A
	N/A	N/A	N/A	N/A	N/A

Price Cap Tariff Review Plan
Manual Input of EUCL Rates - No PICC or MOU Rates

Total Jurisdiction
(a)

ok
ok
ok

Price Cap Tariff Review Plan
 Calculation of Minimum & Maximum EU Rates

Total Jurisdiction (a)	No Zone / Zone A (b)	Zone B (c)	Zone C (d)	Zone D (e)	Other Zone (f)
	N/A	N/A	N/A	N/A	N/A
	N/A	N/A	N/A	N/A	N/A
	N/A	N/A	N/A	N/A	N/A
N/A					
N/A					
	N/A	N/A	N/A	N/A	N/A
	N/A	N/A	N/A	N/A	N/A
	N/A	N/A	N/A	N/A	N/A
N/A					
	N/A	N/A	N/A	N/A	N/A
	N/A	N/A	N/A	N/A	N/A
	N/A	N/A	N/A	N/A	N/A
	N/A	N/A	N/A	N/A	N/A
	N/A	N/A	N/A	N/A	N/A
N/A					
N/A					
N/A					
	N/A	N/A	N/A	N/A	N/A

Price Cap Tariff Review Plan
 Allocation of Pool Revenues to MLB PICC & MLB EUCL

Total Jurisdiction (a)	No Zone / Zone A (b)	Zone B (c)	Zone C (d)	Zone D (e)	Other Zone (f)
	N/A	N/A	N/A	N/A	N/A
	N/A	N/A	N/A	N/A	N/A
	N/A	N/A	N/A	N/A	N/A
	N/A	N/A	N/A	N/A	N/A
	N/A	N/A	N/A	N/A	N/A
	N/A	N/A	N/A	N/A	N/A
	N/A	N/A	N/A	N/A	N/A
	N/A	N/A	N/A	N/A	N/A
	N/A	N/A	N/A	N/A	N/A
	N/A	N/A	N/A	N/A	N/A
	N/A	N/A	N/A	N/A	N/A
	N/A	N/A	N/A	N/A	N/A
N/A					
N/A					
	N/A	N/A	N/A	N/A	N/A

Price Cap Tariff Review Plan
Verification of Recovered CMT Revenue

Total Jurisdiction
(a)

0
0

0
0

0

0

0

Agg.Rate 0

Agg.Rate

0

0 ok

0

0

0

LEC	FCC	Delta	Flag
-----	-----	-------	------

		0.00	*
		0.00	*
		0.00	*
		0.00	*
		0.00	*
		0.00	*

0	0	0	*
0	0	0	*
0	0	0	*
0 Agg.Rate		0	*
0 Agg.Rate		0	*
0	0	0	*
0	0	0	*
0	0	0	*
			*
			*

Price Cap Tariff Review Plan
 Calculation of EUCL Limits, PICC Rate and CCL Rates

Total Jurisdiction (a)	No Zone / Zone A (b)	Zone B (c)	Zone C (d)	Zone D (e)	Other Zone (f)
0	0	0	0	0	0
0	0	0	0	0	0
0	0	0	0	0	0
0	0	0	0	0	0
0	N/A	N/A	N/A	N/A	N/A
0	N/A	N/A	N/A	N/A	N/A
0	N/A	N/A	N/A	N/A	N/A
0	N/A	N/A	N/A	N/A	N/A
0	N/A	N/A	N/A	N/A	N/A
0	N/A	N/A	N/A	N/A	N/A
0	N/A	N/A	N/A	N/A	N/A
0	N/A	N/A	N/A	N/A	N/A
6.50	N/A	N/A	N/A	N/A	N/A
7.00	N/A	N/A	N/A	N/A	N/A
9.20	N/A	N/A	N/A	N/A	N/A
0.000000	N/A	N/A	N/A	N/A	N/A
0.000000	N/A	N/A	N/A	N/A	N/A
0.0000	N/A	N/A	N/A	N/A	N/A
0.000000	N/A	N/A	N/A	N/A	N/A

Price Cap Tariff Review Plan
Calculation of EUCL Limits, PICC Rate and CCL Rates

Total Jurisdiction (a)	No Zone / Zone A (b)	Zone B (c)	Zone C (d)	Zone D (e)	Other Zone (f)
	0	N/A	N/A	N/A	N/A
	0	N/A	N/A	N/A	N/A
	0	N/A	N/A	N/A	N/A
	0	N/A	N/A	N/A	N/A
	0	N/A	N/A	N/A	N/A
	0	N/A	N/A	N/A	N/A
	0	N/A	N/A	N/A	N/A
	0	N/A	N/A	N/A	N/A
	0	N/A	N/A	N/A	N/A
Agg. Rate	N/A	N/A	N/A	N/A	N/A
Agg. Rate	N/A	N/A	N/A	N/A	N/A
Agg. Rate	N/A	N/A	N/A	N/A	N/A
Agg. Rate	N/A	N/A	N/A	N/A	N/A
Agg. Rate	N/A	N/A	N/A	N/A	N/A
Agg. Rate	N/A	N/A	N/A	N/A	N/A
Agg. Rate	N/A	N/A	N/A	N/A	N/A
Agg. Rate	N/A	N/A	N/A	N/A	N/A
Agg. Rate	N/A	N/A	N/A	N/A	N/A
Agg. Rate	N/A	N/A	N/A	N/A	N/A
Agg. Rate	N/A	N/A	N/A	N/A	N/A
Agg. Rate	N/A	N/A	N/A	N/A	N/A
Agg. Rate	N/A	N/A	N/A	N/A	N/A
Agg. Rate	N/A	N/A	N/A	N/A	N/A
Agg. Rate	N/A	N/A	N/A	N/A	N/A
YES	N/A	N/A	N/A	N/A	N/A
No	N/A	N/A	N/A	N/A	N/A
No	N/A	N/A	N/A	N/A	N/A
CAP2	N/A	N/A	N/A	N/A	N/A
	N/A	N/A	N/A	N/A	N/A
	N/A	N/A	N/A	N/A	N/A
	N/A	N/A	N/A	N/A	N/A

Price Cap Tariff Review Plan
Manual Input of EUCL Rates - No PICC or MOU Rates

Total Jurisdiction
(a)

0
0

0

6.50
7.00
9.20

0.00 ok
0.00 ok
0.00 ok

0
0
0
0

0 ok

Price Cap Tariff Review Plan
 Calculation of Minimum & Maximum EU Rates

Total Jurisdiction (a)	No Zone / Zone A (b)	Zone B (c)	Zone C (d)	Zone D (e)	Other Zone (f)
CAP2	N/A	N/A	N/A	N/A	N/A
CAP2	N/A	N/A	N/A	N/A	N/A
CAP2	N/A	N/A	N/A	N/A	N/A
CAP2	CAP2	CAP2	CAP2	CAP2	CAP2
N/A	CAP2	CAP2	CAP2	CAP2	CAP2
N/A	CAP2	CAP2	CAP2	CAP2	CAP2
CAP2	CAP2	CAP2	CAP2	CAP2	CAP2
CAP2	N/A	N/A	N/A	N/A	N/A
CAP2	N/A	N/A	N/A	N/A	N/A
CAP2	CAP2	CAP2	CAP2	CAP2	CAP2
CAP2	N/A	N/A	N/A	N/A	N/A
N/A	CAP2	CAP2	CAP2	CAP2	CAP2
CAP2	N/A	N/A	N/A	N/A	N/A
CAP2	N/A	N/A	N/A	N/A	N/A
CAP2	CAP2	CAP2	CAP2	CAP2	CAP2
CAP2	N/A	N/A	N/A	N/A	N/A
CAP2	N/A	N/A	N/A	N/A	N/A
CAP2	N/A	N/A	N/A	N/A	N/A
CAP2	N/A	N/A	N/A	N/A	N/A
CAP2	N/A	N/A	N/A	N/A	N/A
CAP2	N/A	N/A	N/A	N/A	N/A
N/A	CAP2	CAP2	CAP2	CAP2	CAP2
N/A	CAP2	CAP2	CAP2	CAP2	CAP2
N/A	CAP2	CAP2	CAP2	CAP2	CAP2
CAP2	CAP2	CAP2	CAP2	CAP2	CAP2
CAP2	CAP2	CAP2	CAP2	CAP2	CAP2
CAP2	CAP2	CAP2	CAP2	CAP2	CAP2
CAP2	CAP2	CAP2	CAP2	CAP2	CAP2
CAP2	N/A	N/A	N/A	N/A	N/A

Price Cap Tariff Review Plan
Verification of Recovered CMT Revenue

Total Jurisdiction
(a)

0
0

0
0

0

0

0

Agg.Rate 0

Agg.Rate

0

0 ok

0
0
0

LEC	FCC	Delta	Flag
-----	-----	-------	------

0.00	*
0.00	*
0.00	*
0.00	*
0.00	*
0.00	*

CAP2	No Deaveraging Allowed
CAP2	No Deaveraging Allowed
CAP2	No Deaveraging Allowed

N/A	No Deaveraging Allowed
N/A	No Deaveraging Allowed
N/A	No Deaveraging Allowed

N/A	No Deaveraging Allowed
N/A	No Deaveraging Allowed
N/A	No Deaveraging Allowed

N/A	No Deaveraging Allowed
N/A	No Deaveraging Allowed
N/A	No Deaveraging Allowed
N/A	No Deaveraging Allowed
N/A	No Deaveraging Allowed

0	0	0	*
0	0	0	*
0	0	0	*
0 Agg.Rate		0	*
0 Agg.Rate		0	*
0	0	0	*
0	0	0	*
0	0	0	*
			*
			*

Price Cap Tariff Review Plan
 Calculation of EUCL Limits, PICC Rate and CCL Rates

Total Jurisdiction (a)	No Zone / Zone A (b)	Zone B (c)	Zone C (d)	Zone D (e)	Other Zone * (f)
0	0	0	0	0	0
0	0	0	0	0	0
0	0	0	0	0	0
0	0	0	0	0	0
0	N/A	N/A	N/A	N/A	N/A
0	N/A	N/A	N/A	N/A	N/A
0	N/A	N/A	N/A	N/A	N/A
0	N/A	N/A	N/A	N/A	N/A
0	N/A	N/A	N/A	N/A	N/A
0	N/A	N/A	N/A	N/A	N/A
0	N/A	N/A	N/A	N/A	N/A
6.50	N/A	N/A	N/A	N/A	N/A
7.00	N/A	N/A	N/A	N/A	N/A
9.20	N/A	N/A	N/A	N/A	N/A
0.000000	N/A	N/A	N/A	N/A	N/A
1.000000	N/A	N/A	N/A	N/A	N/A
1.000000	N/A	N/A	N/A	N/A	N/A
0.000000	N/A	N/A	N/A	N/A	N/A

Price Cap Tariff Review Plan
Manual Input of EUCL Rates - No PICC or MOU Rates

Total Jurisdiction
(a)

0
0

0

0.00
0.00
0.00

0.00
0.00
0.00

0
0
0
0

0

Price Cap Tariff Review Plan
 Calculation of Minimum & Maximum EU Rates

Total Jurisdiction (a)	No Zone / Zone A (b)	Zone B (c)	Zone C (d)	Zone D (e)	Other Zone * (f)
CAP2	N/A	N/A	N/A	N/A	N/A
CAP2	N/A	N/A	N/A	N/A	N/A
CAP2	N/A	N/A	N/A	N/A	N/A
CAP2	CAP2	CAP2	CAP2	CAP2	CAP2
N/A	CAP2	CAP2	CAP2	CAP2	CAP2
N/A	CAP2	CAP2	CAP2	CAP2	CAP2
CAP2	CAP2	CAP2	CAP2	CAP2	CAP2
CAP2	N/A	N/A	N/A	N/A	N/A
CAP2	N/A	N/A	N/A	N/A	N/A
CAP2	CAP2	CAP2	CAP2	CAP2	CAP2
CAP2	N/A	N/A	N/A	N/A	N/A
N/A	CAP2	CAP2	CAP2	CAP2	CAP2
CAP2	N/A	N/A	N/A	N/A	N/A
CAP2	N/A	N/A	N/A	N/A	N/A
CAP2	CAP2	CAP2	CAP2	CAP2	CAP2
CAP2	N/A	N/A	N/A	N/A	N/A
CAP2	N/A	N/A	N/A	N/A	N/A
CAP2	N/A	N/A	N/A	N/A	N/A
CAP2	N/A	N/A	N/A	N/A	N/A
CAP2	N/A	N/A	N/A	N/A	N/A
N/A	CAP2	CAP2	CAP2	CAP2	CAP2
N/A	CAP2	CAP2	CAP2	CAP2	CAP2
N/A	CAP2	CAP2	CAP2	CAP2	CAP2
CAP2	CAP2	CAP2	CAP2	CAP2	CAP2
CAP2	CAP2	CAP2	CAP2	CAP2	CAP2
CAP2	CAP2	CAP2	CAP2	CAP2	CAP2
CAP2	CAP2	CAP2	CAP2	CAP2	CAP2
CAP2	N/A	N/A	N/A	N/A	N/A

Price Cap Tariff Review Plan
Allocation of Pool Revenues to MLB PICC & MLB EUCL

Total Jurisdiction (a)	No Zone / Zone A (b)	Zone B (c)	Zone C (d)	Zone D (e)	Other Zone * (f)
No Pooling	N/A	N/A	N/A	N/A	N/A
No Pooling	N/A	N/A	N/A	N/A	N/A
No Pooling	N/A	N/A	N/A	N/A	N/A
No Pooling	N/A	N/A	N/A	N/A	N/A
No Pooling	N/A	N/A	N/A	N/A	N/A
No Pooling	N/A	N/A	N/A	N/A	N/A
No Pooling	N/A	N/A	N/A	N/A	N/A
No Pooling	N/A	N/A	N/A	N/A	N/A
No Pooling	N/A	N/A	N/A	N/A	N/A
No Pooling	N/A	N/A	N/A	N/A	N/A
No Pooling	N/A	N/A	N/A	N/A	N/A
No Pooling	N/A	N/A	N/A	N/A	N/A
No Pooling	N/A	N/A	N/A	N/A	N/A
No Pooling	N/A	N/A	N/A	N/A	N/A
No Pooling	N/A	N/A	N/A	N/A	N/A
No Pooling	N/A	N/A	N/A	N/A	N/A
No Pooling	N/A	N/A	N/A	N/A	N/A
No Pooling	N/A	N/A	N/A	N/A	N/A
No Pooling	No Pooling	No Pooling	No Pooling	No Pooling	No Pooling
N/A	No Pooling	No Pooling	No Pooling	No Pooling	No Pooling
No Pooling	No Pooling	No Pooling	No Pooling	No Pooling	No Pooling
No Pooling	No Pooling	No Pooling	No Pooling	No Pooling	No Pooling
N/A	No Pooling	No Pooling	No Pooling	No Pooling	No Pooling
No Pooling	No Pooling	No Pooling	No Pooling	No Pooling	No Pooling
No Pooling	N/A	N/A	N/A	N/A	N/A

Price Cap Tariff Review Plan
Verification of Recovered CMT Revenue

Total Jurisdiction
(a)

0
0

0
0

0

0

0

0
0

0

0

0

0
0
0

Price Cap Tariff Review Plan
 Calculation of EUCL Limits, PICC Rate and CCL Rates

Total Jurisdiction (a)	No Zone / Zone A (b)	Zone B (c)	Zone C (d)	Zone D (e)	Other Zone * (f)
0	0	0	0	0	0
0	0	0	0	0	0
0	0	0	0	0	0
0	0	0	0	0	0
0	N/A	N/A	N/A	N/A	N/A
0	N/A	N/A	N/A	N/A	N/A
0	N/A	N/A	N/A	N/A	N/A
0	N/A	N/A	N/A	N/A	N/A
0	N/A	N/A	N/A	N/A	N/A
0	N/A	N/A	N/A	N/A	N/A
0	N/A	N/A	N/A	N/A	N/A
0	N/A	N/A	N/A	N/A	N/A
6.50	N/A	N/A	N/A	N/A	N/A
7.00	N/A	N/A	N/A	N/A	N/A
9.20	N/A	N/A	N/A	N/A	N/A
0.000000	N/A	N/A	N/A	N/A	N/A
0.000000	N/A	N/A	N/A	N/A	N/A
0.000000	N/A	N/A	N/A	N/A	N/A
0.000000	N/A	N/A	N/A	N/A	N/A

Price Cap Tariff Review Plan
 Calculation of EUCL Limits, PICC Rate and CCL Rates

Total Jurisdiction (a)	No Zone / Zone A (b)	Zone B (c)	Zone C (d)	Zone D (e)	Other Zone * (f)
0	N/A	N/A	N/A	N/A	N/A
0	N/A	N/A	N/A	N/A	N/A
0	N/A	N/A	N/A	N/A	N/A
0	N/A	N/A	N/A	N/A	N/A
0	N/A	N/A	N/A	N/A	N/A
0	N/A	N/A	N/A	N/A	N/A
0	N/A	N/A	N/A	N/A	N/A
0	N/A	N/A	N/A	N/A	N/A
0	N/A	N/A	N/A	N/A	N/A
0	N/A	N/A	N/A	N/A	N/A
0	N/A	N/A	N/A	N/A	N/A
0	N/A	N/A	N/A	N/A	N/A
0.000000	N/A	N/A	N/A	N/A	N/A
0	N/A	N/A	N/A	N/A	N/A
0.000000	N/A	N/A	N/A	N/A	N/A
0.000000	N/A	N/A	N/A	N/A	N/A
0	N/A	N/A	N/A	N/A	N/A
0	N/A	N/A	N/A	N/A	N/A
0	N/A	N/A	N/A	N/A	N/A
0.000000	N/A	N/A	N/A	N/A	N/A
0.000000	N/A	N/A	N/A	N/A	N/A
0	N/A	N/A	N/A	N/A	N/A
0.000000	N/A	N/A	N/A	N/A	N/A
0.000000	N/A	N/A	N/A	N/A	N/A
0	N/A	N/A	N/A	N/A	N/A
0	N/A	N/A	N/A	N/A	N/A
0	N/A	N/A	N/A	N/A	N/A
YES	N/A	N/A	N/A	N/A	N/A
No	N/A	N/A	N/A	N/A	N/A
No	N/A	N/A	N/A	N/A	N/A
CAP2	N/A	N/A	N/A	N/A	N/A
	N/A	N/A	N/A	N/A	N/A
	N/A	N/A	N/A	N/A	N/A
	N/A	N/A	N/A	N/A	N/A

Price Cap Tariff Review Plan
Manual Input of EUCL Rates - No PICC or MOU Rates

Total Jurisdiction
(a)

0
0

0

0.00
0.00
0.00

0.00
0.00
0.00

0
0
0
0

0

Price Cap Tariff Review Plan
 Calculation of Minimum & Maximum EU Rates

	Total Jurisdiction (a)	No Zone / Zone A (b)	Zone B (c)	Zone C (d)	Zone D (e)	Other Zone * (f)
	0	N/A	N/A	N/A	N/A	N/A
	0	N/A	N/A	N/A	N/A	N/A
	0	N/A	N/A	N/A	N/A	N/A
	0	0	0	0	0	0
N/A		0.00	0.00	0.00	0.00	0.00
N/A		0.00	0.00	0.00	0.00	0.00
	0	0	0	0	0	0
	0	N/A	N/A	N/A	N/A	N/A
	0	N/A	N/A	N/A	N/A	N/A
	0	0	0	0	0	0
	0	N/A	N/A	N/A	N/A	N/A
N/A		0	0	0	0	0
	0	N/A	N/A	N/A	N/A	N/A
	0	N/A	N/A	N/A	N/A	N/A
	0	N/A	N/A	N/A	N/A	N/A
	0	0	0	0	0	0
	0	N/A	N/A	N/A	N/A	N/A
	0	N/A	N/A	N/A	N/A	N/A
	0	N/A	N/A	N/A	N/A	N/A
	0	N/A	N/A	N/A	N/A	N/A
N/A		0.00	0.00	0.00	0.00	0.00
N/A		0.00	0.00	0.00	0.00	0.00
N/A		0.00	0.00	0.00	0.00	0.00
	0	0	0	0	0	0
	0	0	0	0	0	0
	0	0	0	0	0	0
	0	0	0	0	0	0
	0	N/A	N/A	N/A	N/A	N/A

Price Cap Tariff Review Plan
 Allocation of Pool Revenues to MLB PICC & MLB EUCL

Total Jurisdiction (a)	No Zone / Zone A (b)	Zone B (c)	Zone C (d)	Zone D (e)	Other Zone * (f)
No Pooling	N/A	N/A	N/A	N/A	N/A
No Pooling	N/A	N/A	N/A	N/A	N/A
No Pooling	N/A	N/A	N/A	N/A	N/A
No Pooling	N/A	N/A	N/A	N/A	N/A
No Pooling	N/A	N/A	N/A	N/A	N/A
No Pooling	N/A	N/A	N/A	N/A	N/A
No Pooling	N/A	N/A	N/A	N/A	N/A
No Pooling	N/A	N/A	N/A	N/A	N/A
No Pooling	N/A	N/A	N/A	N/A	N/A
No Pooling	N/A	N/A	N/A	N/A	N/A
No Pooling	N/A	N/A	N/A	N/A	N/A
No Pooling	N/A	N/A	N/A	N/A	N/A
No Pooling	N/A	N/A	N/A	N/A	N/A
No Pooling	N/A	N/A	N/A	N/A	N/A
No Pooling	N/A	N/A	N/A	N/A	N/A
No Pooling	N/A	N/A	N/A	N/A	N/A
No Pooling	N/A	N/A	N/A	N/A	N/A
No Pooling	N/A	N/A	N/A	N/A	N/A
No Pooling	N/A	N/A	N/A	N/A	N/A
No Pooling	No Pooling	No Pooling	No Pooling	No Pooling	No Pooling
N/A	No Pooling	No Pooling	No Pooling	No Pooling	No Pooling
No Pooling	No Pooling	No Pooling	No Pooling	No Pooling	No Pooling
No Pooling	No Pooling	No Pooling	No Pooling	No Pooling	No Pooling
N/A	No Pooling	No Pooling	No Pooling	No Pooling	No Pooling
No Pooling	No Pooling	No Pooling	No Pooling	No Pooling	No Pooling
No Pooling	N/A	N/A	N/A	N/A	N/A

Price Cap Tariff Review Plan
Verification of Recovered CMT Revenue

Total Jurisdiction
(a)

0
0

0
0

0

0

0

0
0

0

0

0

0
0
0

Price Cap Tariff Review Plan
 Calculation of EUCL Limits, PICC Rate and CCL Rates

Total Jurisdiction (a)	No Zone / Zone A (b)	Zone B (c)	Zone C (d)	Zone D (e)	Other Zone (f)
0	0	0	0	0	0
0	0	0	0	0	0
0	0	0	0	0	0
0	0	0	0	0	0
0	N/A	N/A	N/A	N/A	N/A
0	N/A	N/A	N/A	N/A	N/A
0	N/A	N/A	N/A	N/A	N/A
0	N/A	N/A	N/A	N/A	N/A
0	N/A	N/A	N/A	N/A	N/A
0	N/A	N/A	N/A	N/A	N/A
0	N/A	N/A	N/A	N/A	N/A
0	N/A	N/A	N/A	N/A	N/A
0	N/A	N/A	N/A	N/A	N/A
6.50	N/A	N/A	N/A	N/A	N/A
7.00	N/A	N/A	N/A	N/A	N/A
9.20	N/A	N/A	N/A	N/A	N/A
0.000000	N/A	N/A	N/A	N/A	N/A
1.000000	N/A	N/A	N/A	N/A	N/A
0.000000	N/A	N/A	N/A	N/A	N/A
0.000000	N/A	N/A	N/A	N/A	N/A

Price Cap Tariff Review Plan
Manual Input of EUCL Rates - No PICC or MOU Rates

Total Jurisdiction
(a)

ok
ok
ok

Price Cap Tariff Review Plan
 Calculation of Minimum & Maximum EU Rates

Total Jurisdiction (a)	No Zone / Zone A (b)	Zone B (c)	Zone C (d)	Zone D (e)	Other Zone (f)
	N/A	N/A	N/A	N/A	N/A
	N/A	N/A	N/A	N/A	N/A
	N/A	N/A	N/A	N/A	N/A
N/A					
N/A					
	N/A	N/A	N/A	N/A	N/A
	N/A	N/A	N/A	N/A	N/A
	N/A	N/A	N/A	N/A	N/A
N/A					
	N/A	N/A	N/A	N/A	N/A
	N/A	N/A	N/A	N/A	N/A
	N/A	N/A	N/A	N/A	N/A
	N/A	N/A	N/A	N/A	N/A
	N/A	N/A	N/A	N/A	N/A
N/A					
N/A					
N/A					
	N/A	N/A	N/A	N/A	N/A

Price Cap Tariff Review Plan
 Allocation of Pool Revenues to MLB PICC & MLB EUCL

Total Jurisdiction (a)	No Zone / Zone A (b)	Zone B (c)	Zone C (d)	Zone D (e)	Other Zone (f)
	N/A	N/A	N/A	N/A	N/A
	N/A	N/A	N/A	N/A	N/A
	N/A	N/A	N/A	N/A	N/A
	N/A	N/A	N/A	N/A	N/A
	N/A	N/A	N/A	N/A	N/A
	N/A	N/A	N/A	N/A	N/A
	N/A	N/A	N/A	N/A	N/A
	N/A	N/A	N/A	N/A	N/A
	N/A	N/A	N/A	N/A	N/A
	N/A	N/A	N/A	N/A	N/A
	N/A	N/A	N/A	N/A	N/A
	N/A	N/A	N/A	N/A	N/A
	N/A	N/A	N/A	N/A	N/A
	N/A	N/A	N/A	N/A	N/A
	N/A	N/A	N/A	N/A	N/A
N/A					
N/A					
	N/A	N/A	N/A	N/A	N/A

Price Cap Tariff Review Plan
Verification of Recovered CMT Revenue

Total Jurisdiction
(a)

0
0

0
0

0

0

0

Agg.Rate 0

Agg.Rate

0

0 ok

0

0

0

LEC	FCC	Delta	Flag
-----	-----	-------	------

		0.00	*
		0.00	*
		0.00	*
		0.00	*
		0.00	*
		0.00	*

0	0	0	*
0	0	0	*
0	0	0	*
0 Agg.Rate		0	*
0 Agg.Rate		0	*
0	0	0	*
0	0	0	*
0	0	0	*
			*
			*

Price Cap Tariff Review Plan
 Calculation of EUCL Limits, PICC Rate and CCL Rates

Total Jurisdiction (a)	No Zone / Zone A (b)	Zone B (c)	Zone C (d)	Zone D (e)	Other Zone (f)
0	0	0	0	0	0
0	0	0	0	0	0
0	0	0	0	0	0
0	0	0	0	0	0
0	N/A	N/A	N/A	N/A	N/A
0	N/A	N/A	N/A	N/A	N/A
0	N/A	N/A	N/A	N/A	N/A
0	N/A	N/A	N/A	N/A	N/A
0	N/A	N/A	N/A	N/A	N/A
0	N/A	N/A	N/A	N/A	N/A
0	N/A	N/A	N/A	N/A	N/A
0	N/A	N/A	N/A	N/A	N/A
6.50	N/A	N/A	N/A	N/A	N/A
7.00	N/A	N/A	N/A	N/A	N/A
9.20	N/A	N/A	N/A	N/A	N/A
0.000000	N/A	N/A	N/A	N/A	N/A
0.000000	N/A	N/A	N/A	N/A	N/A
0.0000	N/A	N/A	N/A	N/A	N/A
0.000000	N/A	N/A	N/A	N/A	N/A

Price Cap Tariff Review Plan
Manual Input of EUCL Rates - No PICC or MOU Rates

Total Jurisdiction
(a)

0
0

0

6.50
7.00
9.20

0.00 ok
0.00 ok
0.00 ok

0
0
0
0

0 ok

Price Cap Tariff Review Plan
Calculation of Minimum & Maximum EU Rates

Total Jurisdiction (a)	No Zone / Zone A (b)	Zone B (c)	Zone C (d)	Zone D (e)	Other Zone (f)
CAP2	N/A	N/A	N/A	N/A	N/A
CAP2	N/A	N/A	N/A	N/A	N/A
CAP2	N/A	N/A	N/A	N/A	N/A
CAP2	CAP2	CAP2	CAP2	CAP2	CAP2
N/A	CAP2	CAP2	CAP2	CAP2	CAP2
N/A	CAP2	CAP2	CAP2	CAP2	CAP2
CAP2	CAP2	CAP2	CAP2	CAP2	CAP2
CAP2	N/A	N/A	N/A	N/A	N/A
CAP2	N/A	N/A	N/A	N/A	N/A
CAP2	CAP2	CAP2	CAP2	CAP2	CAP2
CAP2	N/A	N/A	N/A	N/A	N/A
N/A	CAP2	CAP2	CAP2	CAP2	CAP2
CAP2	N/A	N/A	N/A	N/A	N/A
CAP2	N/A	N/A	N/A	N/A	N/A
CAP2	CAP2	CAP2	CAP2	CAP2	CAP2
CAP2	N/A	N/A	N/A	N/A	N/A
CAP2	N/A	N/A	N/A	N/A	N/A
CAP2	N/A	N/A	N/A	N/A	N/A
CAP2	CAP2	CAP2	CAP2	CAP2	CAP2
N/A	CAP2	CAP2	CAP2	CAP2	CAP2
N/A	CAP2	CAP2	CAP2	CAP2	CAP2
N/A	CAP2	CAP2	CAP2	CAP2	CAP2
CAP2	CAP2	CAP2	CAP2	CAP2	CAP2
CAP2	CAP2	CAP2	CAP2	CAP2	CAP2
CAP2	CAP2	CAP2	CAP2	CAP2	CAP2
CAP2	CAP2	CAP2	CAP2	CAP2	CAP2
CAP2	N/A	N/A	N/A	N/A	N/A

Price Cap Tariff Review Plan
Allocation of Pool Revenues to MLB PICC & MLB EUCL

Total Jurisdiction (a)	No Zone / Zone A (b)	Zone B (c)	Zone C (d)	Zone D (e)	Other Zone (f)
No Pooling	N/A	N/A	N/A	N/A	N/A
No Pooling	N/A	N/A	N/A	N/A	N/A
No Pooling	N/A	N/A	N/A	N/A	N/A
No Pooling	N/A	N/A	N/A	N/A	N/A
No Pooling	N/A	N/A	N/A	N/A	N/A
No Pooling	N/A	N/A	N/A	N/A	N/A
No Pooling	N/A	N/A	N/A	N/A	N/A
No Pooling	N/A	N/A	N/A	N/A	N/A
No Pooling	N/A	N/A	N/A	N/A	N/A
No Pooling	N/A	N/A	N/A	N/A	N/A
No Pooling	N/A	N/A	N/A	N/A	N/A
No Pooling	N/A	N/A	N/A	N/A	N/A
No Pooling	N/A	N/A	N/A	N/A	N/A
No Pooling	N/A	N/A	N/A	N/A	N/A
No Pooling	N/A	N/A	N/A	N/A	N/A
No Pooling	N/A	N/A	N/A	N/A	N/A
No Pooling	N/A	N/A	N/A	N/A	N/A
No Pooling	N/A	N/A	N/A	N/A	N/A
No Pooling	N/A	N/A	N/A	N/A	N/A
No Pooling	N/A	N/A	N/A	N/A	N/A
No Pooling	N/A	N/A	N/A	N/A	N/A
No Pooling	No Pooling	No Pooling	No Pooling	No Pooling	No Pooling
N/A	No Pooling	No Pooling	No Pooling	No Pooling	No Pooling
No Pooling	No Pooling	No Pooling	No Pooling	No Pooling	No Pooling
No Pooling	No Pooling	No Pooling	No Pooling	No Pooling	No Pooling
N/A	No Pooling	No Pooling	No Pooling	No Pooling	No Pooling
No Pooling	No Pooling	No Pooling	No Pooling	No Pooling	No Pooling
No Pooling	N/A	N/A	N/A	N/A	N/A

Price Cap Tariff Review Plan
Verification of Recovered CMT Revenue

Total Jurisdiction
(a)

0
0

0
0

0

0

0

Agg.Rate 0

Agg.Rate

0

0 ok

0
0
0

LEC	FCC	Delta	Flag
-----	-----	-------	------

0.00	*
0.00	*
0.00	*
0.00	*
0.00	*
0.00	*

CAP2	No Deaveraging Allowed
CAP2	No Deaveraging Allowed
CAP2	No Deaveraging Allowed

N/A	No Deaveraging Allowed
N/A	No Deaveraging Allowed
N/A	No Deaveraging Allowed

N/A	No Deaveraging Allowed
N/A	No Deaveraging Allowed
N/A	No Deaveraging Allowed

N/A	No Deaveraging Allowed
N/A	No Deaveraging Allowed
N/A	No Deaveraging Allowed
N/A	No Deaveraging Allowed
N/A	No Deaveraging Allowed

0	0	0	*
0	0	0	*
0	0	0	*
0 Agg.Rate		0	*
0 Agg.Rate		0	*
0	0	0	*
0	0	0	*
0	0	0	*
			*
			*

Price Cap Tariff Review Plan
 Calculation of EUCL Limits, PICC Rate and CCL Rates

Total Jurisdiction (a)	No Zone / Zone A (b)	Zone B (c)	Zone C (d)	Zone D (e)	Other Zone * (f)
0	0	0	0	0	0
0	0	0	0	0	0
0	0	0	0	0	0
0	0	0	0	0	0
0	N/A	N/A	N/A	N/A	N/A
0	N/A	N/A	N/A	N/A	N/A
0	N/A	N/A	N/A	N/A	N/A
0	N/A	N/A	N/A	N/A	N/A
0	N/A	N/A	N/A	N/A	N/A
0	N/A	N/A	N/A	N/A	N/A
0	N/A	N/A	N/A	N/A	N/A
6.50	N/A	N/A	N/A	N/A	N/A
7.00	N/A	N/A	N/A	N/A	N/A
9.20	N/A	N/A	N/A	N/A	N/A
0.000000	N/A	N/A	N/A	N/A	N/A
1.000000	N/A	N/A	N/A	N/A	N/A
1.000000	N/A	N/A	N/A	N/A	N/A
0.000000	N/A	N/A	N/A	N/A	N/A

Price Cap Tariff Review Plan
 Calculation of EUCL Limits, PICC Rate and CCL Rates

Total Jurisdiction (a)	No Zone / Zone A (b)	Zone B (c)	Zone C (d)	Zone D (e)	Other Zone * (f)
0	N/A	N/A	N/A	N/A	N/A
0	N/A	N/A	N/A	N/A	N/A
0	N/A	N/A	N/A	N/A	N/A
0	N/A	N/A	N/A	N/A	N/A
0	N/A	N/A	N/A	N/A	N/A
0	N/A	N/A	N/A	N/A	N/A
0	N/A	N/A	N/A	N/A	N/A
0	N/A	N/A	N/A	N/A	N/A
0	N/A	N/A	N/A	N/A	N/A
0	N/A	N/A	N/A	N/A	N/A
0	N/A	N/A	N/A	N/A	N/A
0	N/A	N/A	N/A	N/A	N/A
0.000000	N/A	N/A	N/A	N/A	N/A
0	N/A	N/A	N/A	N/A	N/A
0.000000	N/A	N/A	N/A	N/A	N/A
0.000000	N/A	N/A	N/A	N/A	N/A
0	N/A	N/A	N/A	N/A	N/A
0	N/A	N/A	N/A	N/A	N/A
0	N/A	N/A	N/A	N/A	N/A
0.000000	N/A	N/A	N/A	N/A	N/A
0.000000	N/A	N/A	N/A	N/A	N/A
0	N/A	N/A	N/A	N/A	N/A
0.000000	N/A	N/A	N/A	N/A	N/A
0.000000	N/A	N/A	N/A	N/A	N/A
0	N/A	N/A	N/A	N/A	N/A
0	N/A	N/A	N/A	N/A	N/A
0	N/A	N/A	N/A	N/A	N/A
Yes	N/A	N/A	N/A	N/A	N/A
No	N/A	N/A	N/A	N/A	N/A
No	N/A	N/A	N/A	N/A	N/A
	N/A	N/A	N/A	N/A	N/A
	N/A	N/A	N/A	N/A	N/A
	N/A	N/A	N/A	N/A	N/A

Price Cap Tariff Review Plan
Manual Input of EUCL Rates - No PICC or MOU Rates

Total Jurisdiction
(a)

0
0

0

0.00
0.00
0.00

0.00
0.00
0.00

0
0
0
0

0

Price Cap Tariff Review Plan
 Calculation of Minimum & Maximum EU Rates

Total Jurisdiction (a)	No Zone / Zone A (b)	Zone B (c)	Zone C (d)	Zone D (e)	Other Zone * (f)
CAP2	N/A	N/A	N/A	N/A	N/A
CAP2	N/A	N/A	N/A	N/A	N/A
CAP2	N/A	N/A	N/A	N/A	N/A
CAP2	CAP2	CAP2	CAP2	CAP2	CAP2
N/A	CAP2	CAP2	CAP2	CAP2	CAP2
N/A	CAP2	CAP2	CAP2	CAP2	CAP2
CAP2	CAP2	CAP2	CAP2	CAP2	CAP2
CAP2	N/A	N/A	N/A	N/A	N/A
CAP2	N/A	N/A	N/A	N/A	N/A
CAP2	CAP2	CAP2	CAP2	CAP2	CAP2
CAP2	N/A	N/A	N/A	N/A	N/A
N/A	CAP2	CAP2	CAP2	CAP2	CAP2
CAP2	N/A	N/A	N/A	N/A	N/A
CAP2	N/A	N/A	N/A	N/A	N/A
CAP2	CAP2	CAP2	CAP2	CAP2	CAP2
CAP2	N/A	N/A	N/A	N/A	N/A
CAP2	N/A	N/A	N/A	N/A	N/A
CAP2	N/A	N/A	N/A	N/A	N/A
CAP2	N/A	N/A	N/A	N/A	N/A
CAP2	N/A	N/A	N/A	N/A	N/A
CAP2	N/A	N/A	N/A	N/A	N/A
N/A	CAP2	CAP2	CAP2	CAP2	CAP2
N/A	CAP2	CAP2	CAP2	CAP2	CAP2
N/A	CAP2	CAP2	CAP2	CAP2	CAP2
CAP2	CAP2	CAP2	CAP2	CAP2	CAP2
CAP2	CAP2	CAP2	CAP2	CAP2	CAP2
CAP2	CAP2	CAP2	CAP2	CAP2	CAP2
CAP2	CAP2	CAP2	CAP2	CAP2	CAP2
CAP2	N/A	N/A	N/A	N/A	N/A

Price Cap Tariff Review Plan
Allocation of Pool Revenues to MLB PICC & MLB EUCL

Total Jurisdiction (a)	No Zone / Zone A (b)	Zone B (c)	Zone C (d)	Zone D (e)	Other Zone * (f)
No Pooling	N/A	N/A	N/A	N/A	N/A
No Pooling	N/A	N/A	N/A	N/A	N/A
No Pooling	N/A	N/A	N/A	N/A	N/A
No Pooling	N/A	N/A	N/A	N/A	N/A
No Pooling	N/A	N/A	N/A	N/A	N/A
No Pooling	N/A	N/A	N/A	N/A	N/A
No Pooling	N/A	N/A	N/A	N/A	N/A
No Pooling	N/A	N/A	N/A	N/A	N/A
No Pooling	N/A	N/A	N/A	N/A	N/A
No Pooling	N/A	N/A	N/A	N/A	N/A
No Pooling	N/A	N/A	N/A	N/A	N/A
No Pooling	N/A	N/A	N/A	N/A	N/A
No Pooling	N/A	N/A	N/A	N/A	N/A
No Pooling	N/A	N/A	N/A	N/A	N/A
No Pooling	N/A	N/A	N/A	N/A	N/A
No Pooling	No Pooling	No Pooling	No Pooling	No Pooling	No Pooling
N/A	No Pooling	No Pooling	No Pooling	No Pooling	No Pooling
No Pooling	No Pooling	No Pooling	No Pooling	No Pooling	No Pooling
No Pooling	No Pooling	No Pooling	No Pooling	No Pooling	No Pooling
N/A	No Pooling	No Pooling	No Pooling	No Pooling	No Pooling
No Pooling	No Pooling	No Pooling	No Pooling	No Pooling	No Pooling
No Pooling	N/A	N/A	N/A	N/A	N/A

Price Cap Tariff Review Plan
Verification of Recovered CMT Revenue

Total Jurisdiction
(a)

0
0

0
0

0

0

0

0
0

0

0




0

0
0
0

Price Cap Tariff Review Plan
 Calculation of EUCL Limits, PICC Rate and CCL Rates

Total Jurisdiction (a)	No Zone / Zone A (b)	Zone B (c)	Zone C (d)	Zone D (e)	Other Zone * (f)
0	0	0	0	0	0
0	0	0	0	0	0
0	0	0	0	0	0
0	0	0	0	0	0
0	N/A	N/A	N/A	N/A	N/A
0	N/A	N/A	N/A	N/A	N/A
0	N/A	N/A	N/A	N/A	N/A
0	N/A	N/A	N/A	N/A	N/A
0	N/A	N/A	N/A	N/A	N/A
0	N/A	N/A	N/A	N/A	N/A
0	N/A	N/A	N/A	N/A	N/A
6.50	N/A	N/A	N/A	N/A	N/A
7.00	N/A	N/A	N/A	N/A	N/A
9.20	N/A	N/A	N/A	N/A	N/A
0.000000	N/A	N/A	N/A	N/A	N/A
0.000000	N/A	N/A	N/A	N/A	N/A
0.000000	N/A	N/A	N/A	N/A	N/A
0.000000	N/A	N/A	N/A	N/A	N/A

Price Cap Tariff Review Plan
 Calculation of EUCL Limits, PICC Rate and CCL Rates

Total Jurisdiction (a)	No Zone / Zone A (b)	Zone B (c)	Zone C (d)	Zone D (e)	Other Zone * (f)
0	N/A	N/A	N/A	N/A	N/A
0	N/A	N/A	N/A	N/A	N/A
0	N/A	N/A	N/A	N/A	N/A
0	N/A	N/A	N/A	N/A	N/A
0	N/A	N/A	N/A	N/A	N/A
0	N/A	N/A	N/A	N/A	N/A
0	N/A	N/A	N/A	N/A	N/A
0	N/A	N/A	N/A	N/A	N/A
0	N/A	N/A	N/A	N/A	N/A
0	N/A	N/A	N/A	N/A	N/A
0	N/A	N/A	N/A	N/A	N/A
0.000000	N/A	N/A	N/A	N/A	N/A
0	N/A	N/A	N/A	N/A	N/A
0.000000	N/A	N/A	N/A	N/A	N/A
0.000000	N/A	N/A	N/A	N/A	N/A
0	N/A	N/A	N/A	N/A	N/A
0	N/A	N/A	N/A	N/A	N/A
0	N/A	N/A	N/A	N/A	N/A
0.000000	N/A	N/A	N/A	N/A	N/A
0.000000	N/A	N/A	N/A	N/A	N/A
0	N/A	N/A	N/A	N/A	N/A
0.000000	N/A	N/A	N/A	N/A	N/A
0.000000	N/A	N/A	N/A	N/A	N/A
0	N/A	N/A	N/A	N/A	N/A
0	N/A	N/A	N/A	N/A	N/A
0	N/A	N/A	N/A	N/A	N/A
YES	N/A	N/A	N/A	N/A	N/A
No	N/A	N/A	N/A	N/A	N/A
No	N/A	N/A	N/A	N/A	N/A
CAP2	N/A	N/A	N/A	N/A	N/A
	N/A	N/A	N/A	N/A	N/A
	N/A	N/A	N/A	N/A	N/A
	N/A	N/A	N/A	N/A	N/A

Price Cap Tariff Review Plan
Manual Input of EUCL Rates - No PICC or MOU Rates

Total Jurisdiction
(a)

0
0

0

0.00
0.00
0.00

0.00
0.00
0.00

0
0
0
0

0

Price Cap Tariff Review Plan
 Calculation of Minimum & Maximum EU Rates

	Total Jurisdiction (a)	No Zone / Zone A (b)	Zone B (c)	Zone C (d)	Zone D (e)	Other Zone * (f)
	0	N/A	N/A	N/A	N/A	N/A
	0	N/A	N/A	N/A	N/A	N/A
	0	N/A	N/A	N/A	N/A	N/A
	0	0	0	0	0	0
N/A		0.00	0.00	0.00	0.00	0.00
N/A		0.00	0.00	0.00	0.00	0.00
	0	0	0	0	0	0
	0	N/A	N/A	N/A	N/A	N/A
	0	N/A	N/A	N/A	N/A	N/A
	0	0	0	0	0	0
	0	N/A	N/A	N/A	N/A	N/A
N/A		0	0	0	0	0
	0	N/A	N/A	N/A	N/A	N/A
	0	N/A	N/A	N/A	N/A	N/A
	0	N/A	N/A	N/A	N/A	N/A
	0	0	0	0	0	0
	0	N/A	N/A	N/A	N/A	N/A
	0	N/A	N/A	N/A	N/A	N/A
	0	N/A	N/A	N/A	N/A	N/A
	0	N/A	N/A	N/A	N/A	N/A
N/A		0.00	0.00	0.00	0.00	0.00
N/A		0.00	0.00	0.00	0.00	0.00
N/A		0.00	0.00	0.00	0.00	0.00
	0	0	0	0	0	0
	0	0	0	0	0	0
	0	0	0	0	0	0
	0	0	0	0	0	0
	0	N/A	N/A	N/A	N/A	N/A

Price Cap Tariff Review Plan
Allocation of Pool Revenues to MLB PICC & MLB EUCL

Total Jurisdiction (a)	No Zone / Zone A (b)	Zone B (c)	Zone C (d)	Zone D (e)	Other Zone * (f)
No Pooling	N/A	N/A	N/A	N/A	N/A
No Pooling	N/A	N/A	N/A	N/A	N/A
No Pooling	N/A	N/A	N/A	N/A	N/A
No Pooling	N/A	N/A	N/A	N/A	N/A
No Pooling	N/A	N/A	N/A	N/A	N/A
No Pooling	N/A	N/A	N/A	N/A	N/A
No Pooling	N/A	N/A	N/A	N/A	N/A
No Pooling	N/A	N/A	N/A	N/A	N/A
No Pooling	N/A	N/A	N/A	N/A	N/A
No Pooling	N/A	N/A	N/A	N/A	N/A
No Pooling	N/A	N/A	N/A	N/A	N/A
No Pooling	N/A	N/A	N/A	N/A	N/A
No Pooling	N/A	N/A	N/A	N/A	N/A
No Pooling	N/A	N/A	N/A	N/A	N/A
No Pooling	N/A	N/A	N/A	N/A	N/A
No Pooling	N/A	N/A	N/A	N/A	N/A
No Pooling	N/A	N/A	N/A	N/A	N/A
No Pooling	N/A	N/A	N/A	N/A	N/A
No Pooling	No Pooling	No Pooling	No Pooling	No Pooling	No Pooling
N/A	No Pooling	No Pooling	No Pooling	No Pooling	No Pooling
No Pooling	No Pooling	No Pooling	No Pooling	No Pooling	No Pooling
No Pooling	No Pooling	No Pooling	No Pooling	No Pooling	No Pooling
N/A	No Pooling	No Pooling	No Pooling	No Pooling	No Pooling
No Pooling	No Pooling	No Pooling	No Pooling	No Pooling	No Pooling
No Pooling	N/A	N/A	N/A	N/A	N/A

Price Cap Tariff Review Plan
Verification of Recovered CMT Revenue

Total Jurisdiction
(a)

0
0

0
0

0

0

0

0
0

0

0

0

0
0
0

Price Cap Tariff Review Plan
 Calculation of EUCL Limits, PICC Rate and CCL Rates

Total Jurisdiction (a)	No Zone / Zone A (b)	Zone B (c)	Zone C (d)	Zone D (e)	Other Zone (f)
0	0	0	0	0	0
0	0	0	0	0	0
0	0	0	0	0	0
0	0	0	0	0	0
0	N/A	N/A	N/A	N/A	N/A
0	N/A	N/A	N/A	N/A	N/A
0	N/A	N/A	N/A	N/A	N/A
0	N/A	N/A	N/A	N/A	N/A
0	N/A	N/A	N/A	N/A	N/A
0	N/A	N/A	N/A	N/A	N/A
0	N/A	N/A	N/A	N/A	N/A
0	N/A	N/A	N/A	N/A	N/A
6.50	N/A	N/A	N/A	N/A	N/A
7.00	N/A	N/A	N/A	N/A	N/A
9.20	N/A	N/A	N/A	N/A	N/A
0.000000	N/A	N/A	N/A	N/A	N/A
1.000000	N/A	N/A	N/A	N/A	N/A
0.000000	N/A	N/A	N/A	N/A	N/A
0.000000	N/A	N/A	N/A	N/A	N/A

Price Cap Tariff Review Plan
Manual Input of EUCL Rates - No PICC or MOU Rates

Total Jurisdiction
(a)

ok
ok
ok

Price Cap Tariff Review Plan
 Calculation of Minimum & Maximum EU Rates

Total Jurisdiction (a)	No Zone / Zone A (b)	Zone B (c)	Zone C (d)	Zone D (e)	Other Zone (f)
	N/A	N/A	N/A	N/A	N/A
	N/A	N/A	N/A	N/A	N/A
	N/A	N/A	N/A	N/A	N/A
N/A					
N/A					
	N/A	N/A	N/A	N/A	N/A
	N/A	N/A	N/A	N/A	N/A
	N/A	N/A	N/A	N/A	N/A
N/A					
	N/A	N/A	N/A	N/A	N/A
	N/A	N/A	N/A	N/A	N/A
	N/A	N/A	N/A	N/A	N/A
	N/A	N/A	N/A	N/A	N/A
	N/A	N/A	N/A	N/A	N/A
N/A					
N/A					
N/A					
	N/A	N/A	N/A	N/A	N/A

Price Cap Tariff Review Plan
 Allocation of Pool Revenues to MLB PICC & MLB EUCL

Total Jurisdiction (a)	No Zone / Zone A (b)	Zone B (c)	Zone C (d)	Zone D (e)	Other Zone (f)
	N/A	N/A	N/A	N/A	N/A
	N/A	N/A	N/A	N/A	N/A
	N/A	N/A	N/A	N/A	N/A
	N/A	N/A	N/A	N/A	N/A
	N/A	N/A	N/A	N/A	N/A
	N/A	N/A	N/A	N/A	N/A
	N/A	N/A	N/A	N/A	N/A
	N/A	N/A	N/A	N/A	N/A
	N/A	N/A	N/A	N/A	N/A
	N/A	N/A	N/A	N/A	N/A
	N/A	N/A	N/A	N/A	N/A
N/A					
N/A					
	N/A	N/A	N/A	N/A	N/A

Price Cap Tariff Review Plan
Verification of Recovered CMT Revenue

Total Jurisdiction
(a)

0
0

0
0

0

0

0

Agg.Rate 0

Agg.Rate
0

0 ok

0
0
0

LEC	FCC	Delta	Flag
-----	-----	-------	------

		0.00	*
		0.00	*
		0.00	*
		0.00	*
		0.00	*
		0.00	*

0	0	0	*
0	0	0	*
0	0	0	*
0 Agg.Rate		0	*
0 Agg.Rate		0	*
0	0	0	*
0	0	0	*
0	0	0	*
			*
			*

Price Cap Tariff Review Plan
Manual Input of EUCL Rates - No PICC or MOU Rates

Total Jurisdiction
(a)

0
0

0

6.50
7.00
9.20

0.00 ok
0.00 ok
0.00 ok

0
0
0
0

0 ok

Price Cap Tariff Review Plan
 Calculation of Minimum & Maximum EU Rates

Total Jurisdiction (a)	No Zone / Zone A (b)	Zone B (c)	Zone C (d)	Zone D (e)	Other Zone (f)
CAP2	N/A	N/A	N/A	N/A	N/A
CAP2	N/A	N/A	N/A	N/A	N/A
CAP2	N/A	N/A	N/A	N/A	N/A
CAP2	CAP2	CAP2	CAP2	CAP2	CAP2
N/A	CAP2	CAP2	CAP2	CAP2	CAP2
N/A	CAP2	CAP2	CAP2	CAP2	CAP2
CAP2	CAP2	CAP2	CAP2	CAP2	CAP2
CAP2	N/A	N/A	N/A	N/A	N/A
CAP2	N/A	N/A	N/A	N/A	N/A
CAP2	CAP2	CAP2	CAP2	CAP2	CAP2
CAP2	N/A	N/A	N/A	N/A	N/A
N/A	CAP2	CAP2	CAP2	CAP2	CAP2
CAP2	N/A	N/A	N/A	N/A	N/A
CAP2	N/A	N/A	N/A	N/A	N/A
CAP2	CAP2	CAP2	CAP2	CAP2	CAP2
CAP2	N/A	N/A	N/A	N/A	N/A
CAP2	N/A	N/A	N/A	N/A	N/A
CAP2	N/A	N/A	N/A	N/A	N/A
CAP2	N/A	N/A	N/A	N/A	N/A
CAP2	N/A	N/A	N/A	N/A	N/A
N/A	CAP2	CAP2	CAP2	CAP2	CAP2
N/A	CAP2	CAP2	CAP2	CAP2	CAP2
N/A	CAP2	CAP2	CAP2	CAP2	CAP2
CAP2	CAP2	CAP2	CAP2	CAP2	CAP2
CAP2	CAP2	CAP2	CAP2	CAP2	CAP2
CAP2	CAP2	CAP2	CAP2	CAP2	CAP2
CAP2	CAP2	CAP2	CAP2	CAP2	CAP2
CAP2	N/A	N/A	N/A	N/A	N/A

Price Cap Tariff Review Plan
 Allocation of Pool Revenues to MLB PICC & MLB EUCL

Total Jurisdiction (a)	No Zone / Zone A (b)	Zone B (c)	Zone C (d)	Zone D (e)	Other Zone (f)
No Pooling	N/A	N/A	N/A	N/A	N/A
No Pooling	N/A	N/A	N/A	N/A	N/A
No Pooling	N/A	N/A	N/A	N/A	N/A
No Pooling	N/A	N/A	N/A	N/A	N/A
No Pooling	N/A	N/A	N/A	N/A	N/A
No Pooling	N/A	N/A	N/A	N/A	N/A
No Pooling	N/A	N/A	N/A	N/A	N/A
No Pooling	N/A	N/A	N/A	N/A	N/A
No Pooling	N/A	N/A	N/A	N/A	N/A
No Pooling	N/A	N/A	N/A	N/A	N/A
No Pooling	N/A	N/A	N/A	N/A	N/A
No Pooling	N/A	N/A	N/A	N/A	N/A
No Pooling	N/A	N/A	N/A	N/A	N/A
No Pooling	N/A	N/A	N/A	N/A	N/A
No Pooling	N/A	N/A	N/A	N/A	N/A
No Pooling	No Pooling	No Pooling	No Pooling	No Pooling	No Pooling
N/A	No Pooling	No Pooling	No Pooling	No Pooling	No Pooling
No Pooling	No Pooling	No Pooling	No Pooling	No Pooling	No Pooling
No Pooling	No Pooling	No Pooling	No Pooling	No Pooling	No Pooling
N/A	No Pooling	No Pooling	No Pooling	No Pooling	No Pooling
No Pooling	No Pooling	No Pooling	No Pooling	No Pooling	No Pooling
No Pooling	N/A	N/A	N/A	N/A	N/A

Price Cap Tariff Review Plan
Verification of Recovered CMT Revenue

Total Jurisdiction
(a)

0
0

0
0

0

0

0

Agg.Rate 0

Agg.Rate

0

0 ok

0
0
0

LEC	FCC	Delta	Flag
-----	-----	-------	------

0.00	*
0.00	*
0.00	*
0.00	*
0.00	*
0.00	*

CAP2	No Deaveraging Allowed
CAP2	No Deaveraging Allowed
CAP2	No Deaveraging Allowed

N/A	No Deaveraging Allowed
N/A	No Deaveraging Allowed
N/A	No Deaveraging Allowed

N/A	No Deaveraging Allowed
N/A	No Deaveraging Allowed
N/A	No Deaveraging Allowed

N/A	No Deaveraging Allowed
N/A	No Deaveraging Allowed
N/A	No Deaveraging Allowed
N/A	No Deaveraging Allowed
N/A	No Deaveraging Allowed

0	0	0	*
0	0	0	*
0	0	0	*
0 Agg.Rate		0	*
0 Agg.Rate		0	*
0	0	0	*
0	0	0	*
0	0	0	*
			*
			*

Price Cap Tariff Review Plan
 Calculation of EUCL Limits, PICC Rate and CCL Rates

Total Jurisdiction (a)	No Zone / Zone A (b)	Zone B (c)	Zone C (d)	Zone D (e)	Other Zone * (f)
0	0	0	0	0	0
0	0	0	0	0	0
0	0	0	0	0	0
0	0	0	0	0	0
0	N/A	N/A	N/A	N/A	N/A
0	N/A	N/A	N/A	N/A	N/A
0	N/A	N/A	N/A	N/A	N/A
0	N/A	N/A	N/A	N/A	N/A
0	N/A	N/A	N/A	N/A	N/A
0	N/A	N/A	N/A	N/A	N/A
0	N/A	N/A	N/A	N/A	N/A
6.50	N/A	N/A	N/A	N/A	N/A
7.00	N/A	N/A	N/A	N/A	N/A
9.20	N/A	N/A	N/A	N/A	N/A
0.000000	N/A	N/A	N/A	N/A	N/A
1.000000	N/A	N/A	N/A	N/A	N/A
1.000000	N/A	N/A	N/A	N/A	N/A
0.000000	N/A	N/A	N/A	N/A	N/A

Price Cap Tariff Review Plan
Manual Input of EUCL Rates - No PICC or MOU Rates

Total Jurisdiction
(a)

0
0

0

0.00
0.00
0.00

0.00
0.00
0.00

0
0
0
0

0

Price Cap Tariff Review Plan
 Calculation of Minimum & Maximum EU Rates

Total Jurisdiction (a)	No Zone / Zone A (b)	Zone B (c)	Zone C (d)	Zone D (e)	Other Zone * (f)
CAP2	N/A	N/A	N/A	N/A	N/A
CAP2	N/A	N/A	N/A	N/A	N/A
CAP2	N/A	N/A	N/A	N/A	N/A
CAP2	CAP2	CAP2	CAP2	CAP2	CAP2
N/A	CAP2	CAP2	CAP2	CAP2	CAP2
N/A	CAP2	CAP2	CAP2	CAP2	CAP2
CAP2	CAP2	CAP2	CAP2	CAP2	CAP2
CAP2	N/A	N/A	N/A	N/A	N/A
CAP2	N/A	N/A	N/A	N/A	N/A
CAP2	CAP2	CAP2	CAP2	CAP2	CAP2
CAP2	N/A	N/A	N/A	N/A	N/A
N/A	CAP2	CAP2	CAP2	CAP2	CAP2
CAP2	N/A	N/A	N/A	N/A	N/A
CAP2	N/A	N/A	N/A	N/A	N/A
CAP2	CAP2	CAP2	CAP2	CAP2	CAP2
CAP2	N/A	N/A	N/A	N/A	N/A
CAP2	N/A	N/A	N/A	N/A	N/A
CAP2	N/A	N/A	N/A	N/A	N/A
CAP2	CAP2	CAP2	CAP2	CAP2	CAP2
N/A	CAP2	CAP2	CAP2	CAP2	CAP2
N/A	CAP2	CAP2	CAP2	CAP2	CAP2
N/A	CAP2	CAP2	CAP2	CAP2	CAP2
CAP2	CAP2	CAP2	CAP2	CAP2	CAP2
CAP2	CAP2	CAP2	CAP2	CAP2	CAP2
CAP2	CAP2	CAP2	CAP2	CAP2	CAP2
CAP2	CAP2	CAP2	CAP2	CAP2	CAP2
CAP2	N/A	N/A	N/A	N/A	N/A

Price Cap Tariff Review Plan
Allocation of Pool Revenues to MLB PICC & MLB EUCL

Total Jurisdiction (a)	No Zone / Zone A (b)	Zone B (c)	Zone C (d)	Zone D (e)	Other Zone * (f)
No Pooling	N/A	N/A	N/A	N/A	N/A
No Pooling	N/A	N/A	N/A	N/A	N/A
No Pooling	N/A	N/A	N/A	N/A	N/A
No Pooling	N/A	N/A	N/A	N/A	N/A
No Pooling	N/A	N/A	N/A	N/A	N/A
No Pooling	N/A	N/A	N/A	N/A	N/A
No Pooling	N/A	N/A	N/A	N/A	N/A
No Pooling	N/A	N/A	N/A	N/A	N/A
No Pooling	N/A	N/A	N/A	N/A	N/A
No Pooling	N/A	N/A	N/A	N/A	N/A
No Pooling	N/A	N/A	N/A	N/A	N/A
No Pooling	N/A	N/A	N/A	N/A	N/A
No Pooling	N/A	N/A	N/A	N/A	N/A
No Pooling	N/A	N/A	N/A	N/A	N/A
No Pooling	N/A	N/A	N/A	N/A	N/A
No Pooling	No Pooling	No Pooling	No Pooling	No Pooling	No Pooling
N/A	No Pooling	No Pooling	No Pooling	No Pooling	No Pooling
No Pooling	No Pooling	No Pooling	No Pooling	No Pooling	No Pooling
No Pooling	No Pooling	No Pooling	No Pooling	No Pooling	No Pooling
N/A	No Pooling	No Pooling	No Pooling	No Pooling	No Pooling
No Pooling	No Pooling	No Pooling	No Pooling	No Pooling	No Pooling
No Pooling	N/A	N/A	N/A	N/A	N/A

Price Cap Tariff Review Plan
Verification of Recovered CMT Revenue

Total Jurisdiction
(a)

0
0

0
0

0

0

0

0
0

0

0

0

0
0
0

Price Cap Tariff Review Plan
 Calculation of EUCL Limits, PICC Rate and CCL Rates

Total Jurisdiction (a)	No Zone / Zone A (b)	Zone B (c)	Zone C (d)	Zone D (e)	Other Zone * (f)
0	0	0	0	0	0
0	0	0	0	0	0
0	0	0	0	0	0
0	0	0	0	0	0
0	N/A	N/A	N/A	N/A	N/A
0	N/A	N/A	N/A	N/A	N/A
0	N/A	N/A	N/A	N/A	N/A
0	N/A	N/A	N/A	N/A	N/A
0	N/A	N/A	N/A	N/A	N/A
0	N/A	N/A	N/A	N/A	N/A
0	N/A	N/A	N/A	N/A	N/A
6.50	N/A	N/A	N/A	N/A	N/A
7.00	N/A	N/A	N/A	N/A	N/A
9.20	N/A	N/A	N/A	N/A	N/A
0.000000	N/A	N/A	N/A	N/A	N/A
0.000000	N/A	N/A	N/A	N/A	N/A
0.000000	N/A	N/A	N/A	N/A	N/A
0.000000	N/A	N/A	N/A	N/A	N/A

Price Cap Tariff Review Plan
Manual Input of EUCL Rates - No PICC or MOU Rates

Total Jurisdiction
(a)

0
0

0

0.00
0.00
0.00

0.00
0.00
0.00

0
0
0
0

0

Price Cap Tariff Review Plan
 Calculation of Minimum & Maximum EU Rates

	Total Jurisdiction (a)	No Zone / Zone A (b)	Zone B (c)	Zone C (d)	Zone D (e)	Other Zone * (f)
	0	N/A	N/A	N/A	N/A	N/A
	0	N/A	N/A	N/A	N/A	N/A
	0	N/A	N/A	N/A	N/A	N/A
	0	0	0	0	0	0
N/A		0.00	0.00	0.00	0.00	0.00
N/A		0.00	0.00	0.00	0.00	0.00
	0	0	0	0	0	0
	0	N/A	N/A	N/A	N/A	N/A
	0	N/A	N/A	N/A	N/A	N/A
	0	0	0	0	0	0
	0	N/A	N/A	N/A	N/A	N/A
N/A		0	0	0	0	0
	0	N/A	N/A	N/A	N/A	N/A
	0	N/A	N/A	N/A	N/A	N/A
	0	N/A	N/A	N/A	N/A	N/A
	0	0	0	0	0	0
	0	N/A	N/A	N/A	N/A	N/A
	0	N/A	N/A	N/A	N/A	N/A
	0	N/A	N/A	N/A	N/A	N/A
	0	N/A	N/A	N/A	N/A	N/A
N/A		0.00	0.00	0.00	0.00	0.00
N/A		0.00	0.00	0.00	0.00	0.00
N/A		0.00	0.00	0.00	0.00	0.00
	0	0	0	0	0	0
	0	0	0	0	0	0
	0	0	0	0	0	0
	0	0	0	0	0	0
	0	N/A	N/A	N/A	N/A	N/A

Price Cap Tariff Review Plan
Allocation of Pool Revenues to MLB PICC & MLB EUCL

Total Jurisdiction (a)	No Zone / Zone A (b)	Zone B (c)	Zone C (d)	Zone D (e)	Other Zone * (f)
No Pooling	N/A	N/A	N/A	N/A	N/A
No Pooling	N/A	N/A	N/A	N/A	N/A
No Pooling	N/A	N/A	N/A	N/A	N/A
No Pooling	N/A	N/A	N/A	N/A	N/A
No Pooling	N/A	N/A	N/A	N/A	N/A
No Pooling	N/A	N/A	N/A	N/A	N/A
No Pooling	N/A	N/A	N/A	N/A	N/A
No Pooling	N/A	N/A	N/A	N/A	N/A
No Pooling	N/A	N/A	N/A	N/A	N/A
No Pooling	N/A	N/A	N/A	N/A	N/A
No Pooling	N/A	N/A	N/A	N/A	N/A
No Pooling	N/A	N/A	N/A	N/A	N/A
No Pooling	N/A	N/A	N/A	N/A	N/A
No Pooling	N/A	N/A	N/A	N/A	N/A
No Pooling	N/A	N/A	N/A	N/A	N/A
No Pooling	No Pooling	No Pooling	No Pooling	No Pooling	No Pooling
N/A	No Pooling	No Pooling	No Pooling	No Pooling	No Pooling
No Pooling	No Pooling	No Pooling	No Pooling	No Pooling	No Pooling
No Pooling	No Pooling	No Pooling	No Pooling	No Pooling	No Pooling
N/A	No Pooling	No Pooling	No Pooling	No Pooling	No Pooling
No Pooling	No Pooling	No Pooling	No Pooling	No Pooling	No Pooling
No Pooling	N/A	N/A	N/A	N/A	N/A

Price Cap Tariff Review Plan
Verification of Recovered CMT Revenue

Total Jurisdiction
(a)

0
0

0
0

0

0

0

0
0

0

0

0

0
0
0

Price Cap Tariff Review Plan
 Calculation of EUCL Limits, PICC Rate and CCL Rates

Total Jurisdiction (a)	No Zone / Zone A (b)	Zone B (c)	Zone C (d)	Zone D (e)	Other Zone (f)
0	0	0	0	0	0
0	0	0	0	0	0
0	0	0	0	0	0
0	0	0	0	0	0
0	N/A	N/A	N/A	N/A	N/A
0	N/A	N/A	N/A	N/A	N/A
0	N/A	N/A	N/A	N/A	N/A
0	N/A	N/A	N/A	N/A	N/A
0	N/A	N/A	N/A	N/A	N/A
0	N/A	N/A	N/A	N/A	N/A
0	N/A	N/A	N/A	N/A	N/A
0	N/A	N/A	N/A	N/A	N/A
6.50	N/A	N/A	N/A	N/A	N/A
7.00	N/A	N/A	N/A	N/A	N/A
9.20	N/A	N/A	N/A	N/A	N/A
0.000000	N/A	N/A	N/A	N/A	N/A
1.000000	N/A	N/A	N/A	N/A	N/A
0.000000	N/A	N/A	N/A	N/A	N/A
0.000000	N/A	N/A	N/A	N/A	N/A

Price Cap Tariff Review Plan
Manual Input of EUCL Rates - No PICC or MOU Rates

Total Jurisdiction
(a)

ok
ok
ok

Price Cap Tariff Review Plan
 Calculation of Minimum & Maximum EU Rates

Total Jurisdiction (a)	No Zone / Zone A (b)	Zone B (c)	Zone C (d)	Zone D (e)	Other Zone (f)
	N/A	N/A	N/A	N/A	N/A
	N/A	N/A	N/A	N/A	N/A
	N/A	N/A	N/A	N/A	N/A
N/A					
N/A					
	N/A	N/A	N/A	N/A	N/A
	N/A	N/A	N/A	N/A	N/A
	N/A	N/A	N/A	N/A	N/A
N/A					
	N/A	N/A	N/A	N/A	N/A
	N/A	N/A	N/A	N/A	N/A
	N/A	N/A	N/A	N/A	N/A
	N/A	N/A	N/A	N/A	N/A
	N/A	N/A	N/A	N/A	N/A
N/A					
N/A					
N/A					
	N/A	N/A	N/A	N/A	N/A

Price Cap Tariff Review Plan
 Allocation of Pool Revenues to MLB PICC & MLB EUCL

Total Jurisdiction (a)	No Zone / Zone A (b)	Zone B (c)	Zone C (d)	Zone D (e)	Other Zone (f)
	N/A	N/A	N/A	N/A	N/A
	N/A	N/A	N/A	N/A	N/A
	N/A	N/A	N/A	N/A	N/A
	N/A	N/A	N/A	N/A	N/A
	N/A	N/A	N/A	N/A	N/A
	N/A	N/A	N/A	N/A	N/A
	N/A	N/A	N/A	N/A	N/A
	N/A	N/A	N/A	N/A	N/A
	N/A	N/A	N/A	N/A	N/A
	N/A	N/A	N/A	N/A	N/A
	N/A	N/A	N/A	N/A	N/A
N/A					
N/A					
	N/A	N/A	N/A	N/A	N/A

Price Cap Tariff Review Plan
Verification of Recovered CMT Revenue

Total Jurisdiction
(a)

0
0

0
0

0

0

0

Agg.Rate 0

Agg.Rate
0

0 ok

0
0
0

LEC	FCC	Delta	Flag
-----	-----	-------	------

		0.00	*
		0.00	*
		0.00	*
		0.00	*
		0.00	*
		0.00	*

0	0	0	*
0	0	0	*
0	0	0	*
0 Agg.Rate		0	*
0 Agg.Rate		0	*
0	0	0	*
0	0	0	*
0	0	0	*
			*
			*

Price Cap Tariff Review Plan
 Calculation of EUCL Limits, PICC Rate and CCL Rates

Total Jurisdiction (a)	No Zone / Zone A (b)	Zone B (c)	Zone C (d)	Zone D (e)	Other Zone (f)
0	0	0	0	0	0
0	0	0	0	0	0
0	0	0	0	0	0
0	0	0	0	0	0
0	N/A	N/A	N/A	N/A	N/A
0	N/A	N/A	N/A	N/A	N/A
0	N/A	N/A	N/A	N/A	N/A
0	N/A	N/A	N/A	N/A	N/A
0	N/A	N/A	N/A	N/A	N/A
0	N/A	N/A	N/A	N/A	N/A
0	N/A	N/A	N/A	N/A	N/A
0	N/A	N/A	N/A	N/A	N/A
0	N/A	N/A	N/A	N/A	N/A
6.50	N/A	N/A	N/A	N/A	N/A
7.00	N/A	N/A	N/A	N/A	N/A
9.20	N/A	N/A	N/A	N/A	N/A
0.000000	N/A	N/A	N/A	N/A	N/A
0.000000	N/A	N/A	N/A	N/A	N/A
0.0000	N/A	N/A	N/A	N/A	N/A
0.000000	N/A	N/A	N/A	N/A	N/A

Price Cap Tariff Review Plan
Manual Input of EUCL Rates - No PICC or MOU Rates

Total Jurisdiction
(a)

0
0

0

6.50
7.00
9.20

0.00 ok
0.00 ok
0.00 ok

0
0
0
0

0 ok

Price Cap Tariff Review Plan
 Calculation of Minimum & Maximum EU Rates

Total Jurisdiction (a)	No Zone / Zone A (b)	Zone B (c)	Zone C (d)	Zone D (e)	Other Zone (f)
CAP2	N/A	N/A	N/A	N/A	N/A
CAP2	N/A	N/A	N/A	N/A	N/A
CAP2	N/A	N/A	N/A	N/A	N/A
CAP2	CAP2	CAP2	CAP2	CAP2	CAP2
N/A	CAP2	CAP2	CAP2	CAP2	CAP2
N/A	CAP2	CAP2	CAP2	CAP2	CAP2
CAP2	CAP2	CAP2	CAP2	CAP2	CAP2
CAP2	N/A	N/A	N/A	N/A	N/A
CAP2	N/A	N/A	N/A	N/A	N/A
CAP2	CAP2	CAP2	CAP2	CAP2	CAP2
CAP2	N/A	N/A	N/A	N/A	N/A
N/A	CAP2	CAP2	CAP2	CAP2	CAP2
CAP2	N/A	N/A	N/A	N/A	N/A
CAP2	N/A	N/A	N/A	N/A	N/A
CAP2	CAP2	CAP2	CAP2	CAP2	CAP2
CAP2	N/A	N/A	N/A	N/A	N/A
CAP2	N/A	N/A	N/A	N/A	N/A
CAP2	N/A	N/A	N/A	N/A	N/A
CAP2	CAP2	CAP2	CAP2	CAP2	CAP2
N/A	CAP2	CAP2	CAP2	CAP2	CAP2
N/A	CAP2	CAP2	CAP2	CAP2	CAP2
N/A	CAP2	CAP2	CAP2	CAP2	CAP2
CAP2	CAP2	CAP2	CAP2	CAP2	CAP2
CAP2	CAP2	CAP2	CAP2	CAP2	CAP2
CAP2	CAP2	CAP2	CAP2	CAP2	CAP2
CAP2	CAP2	CAP2	CAP2	CAP2	CAP2
CAP2	N/A	N/A	N/A	N/A	N/A

Price Cap Tariff Review Plan
 Allocation of Pool Revenues to MLB PICC & MLB EUCL

Total Jurisdiction (a)	No Zone / Zone A (b)	Zone B (c)	Zone C (d)	Zone D (e)	Other Zone (f)
No Pooling	N/A	N/A	N/A	N/A	N/A
No Pooling	N/A	N/A	N/A	N/A	N/A
No Pooling	N/A	N/A	N/A	N/A	N/A
No Pooling	N/A	N/A	N/A	N/A	N/A
No Pooling	N/A	N/A	N/A	N/A	N/A
No Pooling	N/A	N/A	N/A	N/A	N/A
No Pooling	N/A	N/A	N/A	N/A	N/A
No Pooling	N/A	N/A	N/A	N/A	N/A
No Pooling	N/A	N/A	N/A	N/A	N/A
No Pooling	N/A	N/A	N/A	N/A	N/A
No Pooling	N/A	N/A	N/A	N/A	N/A
No Pooling	N/A	N/A	N/A	N/A	N/A
No Pooling	N/A	N/A	N/A	N/A	N/A
No Pooling	N/A	N/A	N/A	N/A	N/A
No Pooling	N/A	N/A	N/A	N/A	N/A
No Pooling	N/A	N/A	N/A	N/A	N/A
No Pooling	No Pooling	No Pooling	No Pooling	No Pooling	No Pooling
N/A	No Pooling	No Pooling	No Pooling	No Pooling	No Pooling
No Pooling	No Pooling	No Pooling	No Pooling	No Pooling	No Pooling
No Pooling	No Pooling	No Pooling	No Pooling	No Pooling	No Pooling
N/A	No Pooling	No Pooling	No Pooling	No Pooling	No Pooling
No Pooling	No Pooling	No Pooling	No Pooling	No Pooling	No Pooling
No Pooling	N/A	N/A	N/A	N/A	N/A

Price Cap Tariff Review Plan
Verification of Recovered CMT Revenue

Total Jurisdiction
(a)

0
0

0
0

0

0

0

Agg.Rate 0

Agg.Rate

0

0 ok

0
0
0

LEC	FCC	Delta	Flag
-----	-----	-------	------

0.00	*
0.00	*
0.00	*
0.00	*
0.00	*
0.00	*

CAP2	No Deaveraging Allowed
CAP2	No Deaveraging Allowed
CAP2	No Deaveraging Allowed

N/A	No Deaveraging Allowed
N/A	No Deaveraging Allowed
N/A	No Deaveraging Allowed

N/A	No Deaveraging Allowed
N/A	No Deaveraging Allowed
N/A	No Deaveraging Allowed

N/A	No Deaveraging Allowed
N/A	No Deaveraging Allowed
N/A	No Deaveraging Allowed
N/A	No Deaveraging Allowed
N/A	No Deaveraging Allowed

0	0	0	*
0	0	0	*
0	0	0	*
0 Agg.Rate		0	*
0 Agg.Rate		0	*
0	0	0	*
0	0	0	*
0	0	0	*
			*
			*

Price Cap Tariff Review Plan
 Calculation of EUCL Limits, PICC Rate and CCL Rates

Total Jurisdiction (a)	No Zone / Zone A (b)	Zone B (c)	Zone C (d)	Zone D (e)	Other Zone * (f)
0	0	0	0	0	0
0	0	0	0	0	0
0	0	0	0	0	0
0	0	0	0	0	0
0	N/A	N/A	N/A	N/A	N/A
0	N/A	N/A	N/A	N/A	N/A
0	N/A	N/A	N/A	N/A	N/A
0	N/A	N/A	N/A	N/A	N/A
0	N/A	N/A	N/A	N/A	N/A
0	N/A	N/A	N/A	N/A	N/A
0	N/A	N/A	N/A	N/A	N/A
6.50	N/A	N/A	N/A	N/A	N/A
7.00	N/A	N/A	N/A	N/A	N/A
9.20	N/A	N/A	N/A	N/A	N/A
0.000000	N/A	N/A	N/A	N/A	N/A
1.000000	N/A	N/A	N/A	N/A	N/A
1.000000	N/A	N/A	N/A	N/A	N/A
0.000000	N/A	N/A	N/A	N/A	N/A

Price Cap Tariff Review Plan
 Calculation of EUCL Limits, PICC Rate and CCL Rates

Total Jurisdiction (a)	No Zone / Zone A (b)	Zone B (c)	Zone C (d)	Zone D (e)	Other Zone * (f)
0	N/A	N/A	N/A	N/A	N/A
0	N/A	N/A	N/A	N/A	N/A
0	N/A	N/A	N/A	N/A	N/A
0	N/A	N/A	N/A	N/A	N/A
0	N/A	N/A	N/A	N/A	N/A
0	N/A	N/A	N/A	N/A	N/A
0	N/A	N/A	N/A	N/A	N/A
0	N/A	N/A	N/A	N/A	N/A
0	N/A	N/A	N/A	N/A	N/A
0	N/A	N/A	N/A	N/A	N/A
0	N/A	N/A	N/A	N/A	N/A
0	N/A	N/A	N/A	N/A	N/A
0.000000	N/A	N/A	N/A	N/A	N/A
0	N/A	N/A	N/A	N/A	N/A
0.000000	N/A	N/A	N/A	N/A	N/A
0.000000	N/A	N/A	N/A	N/A	N/A
0	N/A	N/A	N/A	N/A	N/A
0	N/A	N/A	N/A	N/A	N/A
0	N/A	N/A	N/A	N/A	N/A
0.000000	N/A	N/A	N/A	N/A	N/A
0.000000	N/A	N/A	N/A	N/A	N/A
0	N/A	N/A	N/A	N/A	N/A
0.000000	N/A	N/A	N/A	N/A	N/A
0.000000	N/A	N/A	N/A	N/A	N/A
0	N/A	N/A	N/A	N/A	N/A
0	N/A	N/A	N/A	N/A	N/A
0	N/A	N/A	N/A	N/A	N/A
YES	N/A	N/A	N/A	N/A	N/A
No	N/A	N/A	N/A	N/A	N/A
No	N/A	N/A	N/A	N/A	N/A
	N/A	N/A	N/A	N/A	N/A
	N/A	N/A	N/A	N/A	N/A
	N/A	N/A	N/A	N/A	N/A
	N/A	N/A	N/A	N/A	N/A

Price Cap Tariff Review Plan
Manual Input of EUCL Rates - No PICC or MOU Rates

Total Jurisdiction
(a)

0
0

0

0.00
0.00
0.00

0.00
0.00
0.00

0
0
0
0

0

Price Cap Tariff Review Plan
 Calculation of Minimum & Maximum EU Rates

Total Jurisdiction (a)	No Zone / Zone A (b)	Zone B (c)	Zone C (d)	Zone D (e)	Other Zone * (f)
CAP2	N/A	N/A	N/A	N/A	N/A
CAP2	N/A	N/A	N/A	N/A	N/A
CAP2	N/A	N/A	N/A	N/A	N/A
CAP2	CAP2	CAP2	CAP2	CAP2	CAP2
N/A	CAP2	CAP2	CAP2	CAP2	CAP2
N/A	CAP2	CAP2	CAP2	CAP2	CAP2
CAP2	CAP2	CAP2	CAP2	CAP2	CAP2
CAP2	N/A	N/A	N/A	N/A	N/A
CAP2	N/A	N/A	N/A	N/A	N/A
CAP2	CAP2	CAP2	CAP2	CAP2	CAP2
CAP2	N/A	N/A	N/A	N/A	N/A
N/A	CAP2	CAP2	CAP2	CAP2	CAP2
CAP2	N/A	N/A	N/A	N/A	N/A
CAP2	N/A	N/A	N/A	N/A	N/A
CAP2	CAP2	CAP2	CAP2	CAP2	CAP2
CAP2	N/A	N/A	N/A	N/A	N/A
CAP2	N/A	N/A	N/A	N/A	N/A
CAP2	N/A	N/A	N/A	N/A	N/A
CAP2	N/A	N/A	N/A	N/A	N/A
CAP2	N/A	N/A	N/A	N/A	N/A
N/A	CAP2	CAP2	CAP2	CAP2	CAP2
N/A	CAP2	CAP2	CAP2	CAP2	CAP2
N/A	CAP2	CAP2	CAP2	CAP2	CAP2
CAP2	CAP2	CAP2	CAP2	CAP2	CAP2
CAP2	CAP2	CAP2	CAP2	CAP2	CAP2
CAP2	CAP2	CAP2	CAP2	CAP2	CAP2
CAP2	CAP2	CAP2	CAP2	CAP2	CAP2
CAP2	N/A	N/A	N/A	N/A	N/A

Price Cap Tariff Review Plan
Allocation of Pool Revenues to MLB PICC & MLB EUCL

Total Jurisdiction (a)	No Zone / Zone A (b)	Zone B (c)	Zone C (d)	Zone D (e)	Other Zone * (f)
No Pooling	N/A	N/A	N/A	N/A	N/A
No Pooling	N/A	N/A	N/A	N/A	N/A
No Pooling	N/A	N/A	N/A	N/A	N/A
No Pooling	N/A	N/A	N/A	N/A	N/A
No Pooling	N/A	N/A	N/A	N/A	N/A
No Pooling	N/A	N/A	N/A	N/A	N/A
No Pooling	N/A	N/A	N/A	N/A	N/A
No Pooling	N/A	N/A	N/A	N/A	N/A
No Pooling	N/A	N/A	N/A	N/A	N/A
No Pooling	N/A	N/A	N/A	N/A	N/A
No Pooling	N/A	N/A	N/A	N/A	N/A
No Pooling	N/A	N/A	N/A	N/A	N/A
No Pooling	N/A	N/A	N/A	N/A	N/A
No Pooling	N/A	N/A	N/A	N/A	N/A
No Pooling	N/A	N/A	N/A	N/A	N/A
No Pooling	N/A	N/A	N/A	N/A	N/A
No Pooling	N/A	N/A	N/A	N/A	N/A
No Pooling	N/A	N/A	N/A	N/A	N/A
No Pooling	N/A	N/A	N/A	N/A	N/A
No Pooling	No Pooling	No Pooling	No Pooling	No Pooling	No Pooling
N/A	No Pooling	No Pooling	No Pooling	No Pooling	No Pooling
No Pooling	No Pooling	No Pooling	No Pooling	No Pooling	No Pooling
No Pooling	No Pooling	No Pooling	No Pooling	No Pooling	No Pooling
N/A	No Pooling	No Pooling	No Pooling	No Pooling	No Pooling
No Pooling	No Pooling	No Pooling	No Pooling	No Pooling	No Pooling
No Pooling	N/A	N/A	N/A	N/A	N/A

Price Cap Tariff Review Plan
Verification of Recovered CMT Revenue

Total Jurisdiction
(a)

0
0

0
0

0

0

0

0
0

0

0

0

0
0
0

Price Cap Tariff Review Plan
 Calculation of EUCL Limits, PICC Rate and CCL Rates

Total Jurisdiction (a)	No Zone / Zone A (b)	Zone B (c)	Zone C (d)	Zone D (e)	Other Zone * (f)
0	0	0	0	0	0
0	0	0	0	0	0
0	0	0	0	0	0
0	0	0	0	0	0
0	N/A	N/A	N/A	N/A	N/A
0	N/A	N/A	N/A	N/A	N/A
0	N/A	N/A	N/A	N/A	N/A
0	N/A	N/A	N/A	N/A	N/A
0	N/A	N/A	N/A	N/A	N/A
0	N/A	N/A	N/A	N/A	N/A
0	N/A	N/A	N/A	N/A	N/A
6.50	N/A	N/A	N/A	N/A	N/A
7.00	N/A	N/A	N/A	N/A	N/A
9.20	N/A	N/A	N/A	N/A	N/A
0.000000	N/A	N/A	N/A	N/A	N/A
0.000000	N/A	N/A	N/A	N/A	N/A
0.000000	N/A	N/A	N/A	N/A	N/A
0.000000	N/A	N/A	N/A	N/A	N/A

Price Cap Tariff Review Plan
Manual Input of EUCL Rates - No PICC or MOU Rates

Total Jurisdiction
(a)

0
0

0

0.00
0.00
0.00

0.00
0.00
0.00

0
0
0
0

0

Price Cap Tariff Review Plan
 Calculation of Minimum & Maximum EU Rates

	Total Jurisdiction (a)	No Zone / Zone A (b)	Zone B (c)	Zone C (d)	Zone D (e)	Other Zone * (f)
	0	N/A	N/A	N/A	N/A	N/A
	0	N/A	N/A	N/A	N/A	N/A
	0	N/A	N/A	N/A	N/A	N/A
	0	0	0	0	0	0
N/A		0.00	0.00	0.00	0.00	0.00
N/A		0.00	0.00	0.00	0.00	0.00
	0	0	0	0	0	0
	0	N/A	N/A	N/A	N/A	N/A
	0	N/A	N/A	N/A	N/A	N/A
	0	0	0	0	0	0
	0	N/A	N/A	N/A	N/A	N/A
N/A		0	0	0	0	0
	0	N/A	N/A	N/A	N/A	N/A
	0	N/A	N/A	N/A	N/A	N/A
	0	N/A	N/A	N/A	N/A	N/A
	0	0	0	0	0	0
	0	N/A	N/A	N/A	N/A	N/A
	0	N/A	N/A	N/A	N/A	N/A
	0	N/A	N/A	N/A	N/A	N/A
	0	N/A	N/A	N/A	N/A	N/A
N/A		0.00	0.00	0.00	0.00	0.00
N/A		0.00	0.00	0.00	0.00	0.00
N/A		0.00	0.00	0.00	0.00	0.00
	0	0	0	0	0	0
	0	0	0	0	0	0
	0	0	0	0	0	0
	0	0	0	0	0	0
	0	N/A	N/A	N/A	N/A	N/A

Price Cap Tariff Review Plan
Allocation of Pool Revenues to MLB PICC & MLB EUCL

Total Jurisdiction (a)	No Zone / Zone A (b)	Zone B (c)	Zone C (d)	Zone D (e)	Other Zone * (f)
No Pooling	N/A	N/A	N/A	N/A	N/A
No Pooling	N/A	N/A	N/A	N/A	N/A
No Pooling	N/A	N/A	N/A	N/A	N/A
No Pooling	N/A	N/A	N/A	N/A	N/A
No Pooling	N/A	N/A	N/A	N/A	N/A
No Pooling	N/A	N/A	N/A	N/A	N/A
No Pooling	N/A	N/A	N/A	N/A	N/A
No Pooling	N/A	N/A	N/A	N/A	N/A
No Pooling	N/A	N/A	N/A	N/A	N/A
No Pooling	N/A	N/A	N/A	N/A	N/A
No Pooling	N/A	N/A	N/A	N/A	N/A
No Pooling	N/A	N/A	N/A	N/A	N/A
No Pooling	N/A	N/A	N/A	N/A	N/A
No Pooling	N/A	N/A	N/A	N/A	N/A
No Pooling	N/A	N/A	N/A	N/A	N/A
No Pooling	N/A	N/A	N/A	N/A	N/A
No Pooling	No Pooling	No Pooling	No Pooling	No Pooling	No Pooling
N/A	No Pooling	No Pooling	No Pooling	No Pooling	No Pooling
No Pooling	No Pooling	No Pooling	No Pooling	No Pooling	No Pooling
No Pooling	No Pooling	No Pooling	No Pooling	No Pooling	No Pooling
N/A	No Pooling	No Pooling	No Pooling	No Pooling	No Pooling
No Pooling	No Pooling	No Pooling	No Pooling	No Pooling	No Pooling
No Pooling	N/A	N/A	N/A	N/A	N/A

Price Cap Tariff Review Plan
Verification of Recovered CMT Revenue

Total Jurisdiction
(a)

0
0

0
0

0

0

0

0
0

0

0

0

0
0
0

Price Cap Tariff Review Plan
 Calculation of EUCL Limits, PICC Rate and CCL Rates

Total Jurisdiction (a)	No Zone / Zone A (b)	Zone B (c)	Zone C (d)	Zone D (e)	Other Zone (f)
0	0	0	0	0	0
0	0	0	0	0	0
0	0	0	0	0	0
0	0	0	0	0	0
0	N/A	N/A	N/A	N/A	N/A
0	N/A	N/A	N/A	N/A	N/A
0	N/A	N/A	N/A	N/A	N/A
0	N/A	N/A	N/A	N/A	N/A
0	N/A	N/A	N/A	N/A	N/A
0	N/A	N/A	N/A	N/A	N/A
0	N/A	N/A	N/A	N/A	N/A
0	N/A	N/A	N/A	N/A	N/A
0	N/A	N/A	N/A	N/A	N/A
6.50	N/A	N/A	N/A	N/A	N/A
7.00	N/A	N/A	N/A	N/A	N/A
9.20	N/A	N/A	N/A	N/A	N/A
0.000000	N/A	N/A	N/A	N/A	N/A
1.000000	N/A	N/A	N/A	N/A	N/A
0.000000	N/A	N/A	N/A	N/A	N/A
0.000000	N/A	N/A	N/A	N/A	N/A

Price Cap Tariff Review Plan
Manual Input of EUCL Rates - No PICC or MOU Rates

Total Jurisdiction
(a)

ok
ok
ok

Price Cap Tariff Review Plan
 Calculation of Minimum & Maximum EU Rates

Total Jurisdiction (a)	No Zone / Zone A (b)	Zone B (c)	Zone C (d)	Zone D (e)	Other Zone (f)
	N/A	N/A	N/A	N/A	N/A
	N/A	N/A	N/A	N/A	N/A
	N/A	N/A	N/A	N/A	N/A
N/A					
N/A					
	N/A	N/A	N/A	N/A	N/A
	N/A	N/A	N/A	N/A	N/A
	N/A	N/A	N/A	N/A	N/A
N/A					
	N/A	N/A	N/A	N/A	N/A
	N/A	N/A	N/A	N/A	N/A
	N/A	N/A	N/A	N/A	N/A
	N/A	N/A	N/A	N/A	N/A
	N/A	N/A	N/A	N/A	N/A
N/A					
N/A					
N/A					
	N/A	N/A	N/A	N/A	N/A

Price Cap Tariff Review Plan
 Allocation of Pool Revenues to MLB PICC & MLB EUCL

Total Jurisdiction (a)	No Zone / Zone A (b)	Zone B (c)	Zone C (d)	Zone D (e)	Other Zone (f)
	N/A	N/A	N/A	N/A	N/A
	N/A	N/A	N/A	N/A	N/A
	N/A	N/A	N/A	N/A	N/A
	N/A	N/A	N/A	N/A	N/A
	N/A	N/A	N/A	N/A	N/A
	N/A	N/A	N/A	N/A	N/A
	N/A	N/A	N/A	N/A	N/A
	N/A	N/A	N/A	N/A	N/A
	N/A	N/A	N/A	N/A	N/A
	N/A	N/A	N/A	N/A	N/A
	N/A	N/A	N/A	N/A	N/A
N/A					
N/A					
	N/A	N/A	N/A	N/A	N/A

Price Cap Tariff Review Plan
Verification of Recovered CMT Revenue

Total Jurisdiction
(a)

0
0

0
0

0

0

0

0
Agg.Rate

0
Agg.Rate

0 ok

0
0
0

LEC	FCC	Delta	Flag
-----	-----	-------	------

		0.00	*
		0.00	*
		0.00	*
		0.00	*
		0.00	*
		0.00	*

0	0	0	*
0	0	0	*
0	0	0	*
0 Agg.Rate		0	*
0 Agg.Rate		0	*
0	0	0	*
0	0	0	*
0	0	0	*
			*
			*

Price Cap Tariff Review Plan
 Calculation of EUCL Limits, PICC Rate and CCL Rates

Total Jurisdiction (a)	No Zone / Zone A (b)	Zone B (c)	Zone C (d)	Zone D (e)	Other Zone (f)
0	0	0	0	0	0
0	0	0	0	0	0
0	0	0	0	0	0
0	0	0	0	0	0
0	N/A	N/A	N/A	N/A	N/A
0	N/A	N/A	N/A	N/A	N/A
0	N/A	N/A	N/A	N/A	N/A
0	N/A	N/A	N/A	N/A	N/A
0	N/A	N/A	N/A	N/A	N/A
0	N/A	N/A	N/A	N/A	N/A
0	N/A	N/A	N/A	N/A	N/A
0	N/A	N/A	N/A	N/A	N/A
6.50	N/A	N/A	N/A	N/A	N/A
7.00	N/A	N/A	N/A	N/A	N/A
9.20	N/A	N/A	N/A	N/A	N/A
0.000000	N/A	N/A	N/A	N/A	N/A
0.000000	N/A	N/A	N/A	N/A	N/A
0.0000	N/A	N/A	N/A	N/A	N/A
0.000000	N/A	N/A	N/A	N/A	N/A

Price Cap Tariff Review Plan
Manual Input of EUCL Rates - No PICC or MOU Rates

Total Jurisdiction
(a)

0
0

0

6.50
7.00
9.20

0.00 ok
0.00 ok
0.00 ok

0
0
0
0

0 ok

Price Cap Tariff Review Plan
Calculation of Minimum & Maximum EU Rates

Total Jurisdiction (a)	No Zone / Zone A (b)	Zone B (c)	Zone C (d)	Zone D (e)	Other Zone (f)
CAP2	N/A	N/A	N/A	N/A	N/A
CAP2	N/A	N/A	N/A	N/A	N/A
CAP2	N/A	N/A	N/A	N/A	N/A
CAP2	CAP2	CAP2	CAP2	CAP2	CAP2
N/A	CAP2	CAP2	CAP2	CAP2	CAP2
N/A	CAP2	CAP2	CAP2	CAP2	CAP2
CAP2	CAP2	CAP2	CAP2	CAP2	CAP2
CAP2	N/A	N/A	N/A	N/A	N/A
CAP2	N/A	N/A	N/A	N/A	N/A
CAP2	CAP2	CAP2	CAP2	CAP2	CAP2
CAP2	N/A	N/A	N/A	N/A	N/A
N/A	CAP2	CAP2	CAP2	CAP2	CAP2
CAP2	N/A	N/A	N/A	N/A	N/A
CAP2	N/A	N/A	N/A	N/A	N/A
CAP2	CAP2	CAP2	CAP2	CAP2	CAP2
CAP2	N/A	N/A	N/A	N/A	N/A
CAP2	N/A	N/A	N/A	N/A	N/A
CAP2	N/A	N/A	N/A	N/A	N/A
CAP2	N/A	N/A	N/A	N/A	N/A
CAP2	N/A	N/A	N/A	N/A	N/A
N/A	CAP2	CAP2	CAP2	CAP2	CAP2
N/A	CAP2	CAP2	CAP2	CAP2	CAP2
N/A	CAP2	CAP2	CAP2	CAP2	CAP2
CAP2	CAP2	CAP2	CAP2	CAP2	CAP2
CAP2	CAP2	CAP2	CAP2	CAP2	CAP2
CAP2	CAP2	CAP2	CAP2	CAP2	CAP2
CAP2	CAP2	CAP2	CAP2	CAP2	CAP2
CAP2	N/A	N/A	N/A	N/A	N/A

Price Cap Tariff Review Plan
Allocation of Pool Revenues to MLB PICC & MLB EUCL

Total Jurisdiction (a)	No Zone / Zone A (b)	Zone B (c)	Zone C (d)	Zone D (e)	Other Zone (f)
No Pooling	N/A	N/A	N/A	N/A	N/A
No Pooling	N/A	N/A	N/A	N/A	N/A
No Pooling	N/A	N/A	N/A	N/A	N/A
No Pooling	N/A	N/A	N/A	N/A	N/A
No Pooling	N/A	N/A	N/A	N/A	N/A
No Pooling	N/A	N/A	N/A	N/A	N/A
No Pooling	N/A	N/A	N/A	N/A	N/A
No Pooling	N/A	N/A	N/A	N/A	N/A
No Pooling	N/A	N/A	N/A	N/A	N/A
No Pooling	N/A	N/A	N/A	N/A	N/A
No Pooling	N/A	N/A	N/A	N/A	N/A
No Pooling	N/A	N/A	N/A	N/A	N/A
No Pooling	N/A	N/A	N/A	N/A	N/A
No Pooling	N/A	N/A	N/A	N/A	N/A
No Pooling	N/A	N/A	N/A	N/A	N/A
No Pooling	No Pooling	No Pooling	No Pooling	No Pooling	No Pooling
N/A	No Pooling	No Pooling	No Pooling	No Pooling	No Pooling
No Pooling	No Pooling	No Pooling	No Pooling	No Pooling	No Pooling
No Pooling	No Pooling	No Pooling	No Pooling	No Pooling	No Pooling
N/A	No Pooling	No Pooling	No Pooling	No Pooling	No Pooling
No Pooling	No Pooling	No Pooling	No Pooling	No Pooling	No Pooling
No Pooling	N/A	N/A	N/A	N/A	N/A

Price Cap Tariff Review Plan
Verification of Recovered CMT Revenue

Total Jurisdiction
(a)

0
0

0
0

0

0

0

Agg.Rate 0

Agg.Rate

0

0 ok

0
0
0

LEC	FCC	Delta	Flag
-----	-----	-------	------

0.00	*
0.00	*
0.00	*
0.00	*
0.00	*
0.00	*

CAP2	No Deaveraging Allowed
CAP2	No Deaveraging Allowed
CAP2	No Deaveraging Allowed

N/A	No Deaveraging Allowed
N/A	No Deaveraging Allowed
N/A	No Deaveraging Allowed

N/A	No Deaveraging Allowed
N/A	No Deaveraging Allowed
N/A	No Deaveraging Allowed

N/A	No Deaveraging Allowed
N/A	No Deaveraging Allowed
N/A	No Deaveraging Allowed
N/A	No Deaveraging Allowed
N/A	No Deaveraging Allowed

0	0	0	*
0	0	0	*
0	0	0	*
0 Agg.Rate		0	*
0 Agg.Rate		0	*
0	0	0	*
0	0	0	*
0	0	0	*
			*
			*

Price Cap Tariff Review Plan
 Calculation of EUCL Limits, PICC Rate and CCL Rates

Total Jurisdiction (a)	No Zone / Zone A (b)	Zone B (c)	Zone C (d)	Zone D (e)	Other Zone * (f)
0	0	0	0	0	0
0	0	0	0	0	0
0	0	0	0	0	0
0	0	0	0	0	0
0	N/A	N/A	N/A	N/A	N/A
0	N/A	N/A	N/A	N/A	N/A
0	N/A	N/A	N/A	N/A	N/A
0	N/A	N/A	N/A	N/A	N/A
0	N/A	N/A	N/A	N/A	N/A
0	N/A	N/A	N/A	N/A	N/A
0	N/A	N/A	N/A	N/A	N/A
6.50	N/A	N/A	N/A	N/A	N/A
7.00	N/A	N/A	N/A	N/A	N/A
9.20	N/A	N/A	N/A	N/A	N/A
0.000000	N/A	N/A	N/A	N/A	N/A
0.000000	N/A	N/A	N/A	N/A	N/A
1.000000	N/A	N/A	N/A	N/A	N/A
0.000000	N/A	N/A	N/A	N/A	N/A

Price Cap Tariff Review Plan
 Calculation of EUCL Limits, PICC Rate and CCL Rates

Total Jurisdiction (a)	No Zone / Zone A (b)	Zone B (c)	Zone C (d)	Zone D (e)	Other Zone * (f)
0	N/A	N/A	N/A	N/A	N/A
0	N/A	N/A	N/A	N/A	N/A
0	N/A	N/A	N/A	N/A	N/A
0	N/A	N/A	N/A	N/A	N/A
0	N/A	N/A	N/A	N/A	N/A
0	N/A	N/A	N/A	N/A	N/A
0	N/A	N/A	N/A	N/A	N/A
0	N/A	N/A	N/A	N/A	N/A
0	N/A	N/A	N/A	N/A	N/A
0	N/A	N/A	N/A	N/A	N/A
0	N/A	N/A	N/A	N/A	N/A
0	N/A	N/A	N/A	N/A	N/A
0	N/A	N/A	N/A	N/A	N/A
0.000000	N/A	N/A	N/A	N/A	N/A
0	N/A	N/A	N/A	N/A	N/A
0.000000	N/A	N/A	N/A	N/A	N/A
0.000000	N/A	N/A	N/A	N/A	N/A
0	N/A	N/A	N/A	N/A	N/A
0	N/A	N/A	N/A	N/A	N/A
0	N/A	N/A	N/A	N/A	N/A
0	N/A	N/A	N/A	N/A	N/A
0.000000	N/A	N/A	N/A	N/A	N/A
0.000000	N/A	N/A	N/A	N/A	N/A
0	N/A	N/A	N/A	N/A	N/A
0.000000	N/A	N/A	N/A	N/A	N/A
0.000000	N/A	N/A	N/A	N/A	N/A
0	N/A	N/A	N/A	N/A	N/A
0	N/A	N/A	N/A	N/A	N/A
0	N/A	N/A	N/A	N/A	N/A
YES	N/A	N/A	N/A	N/A	N/A
No	N/A	N/A	N/A	N/A	N/A
No	N/A	N/A	N/A	N/A	N/A
	N/A	N/A	N/A	N/A	N/A
	N/A	N/A	N/A	N/A	N/A
	N/A	N/A	N/A	N/A	N/A

Price Cap Tariff Review Plan
Manual Input of EUCL Rates - No PICC or MOU Rates

Total Jurisdiction
(a)

0
0

0

0.00
0.00
0.00

0.00
0.00
0.00

0
0
0
0

0

Price Cap Tariff Review Plan
 Calculation of Minimum & Maximum EU Rates

Total Jurisdiction (a)	No Zone / Zone A (b)	Zone B (c)	Zone C (d)	Zone D (e)	Other Zone * (f)
CAP2	N/A	N/A	N/A	N/A	N/A
CAP2	N/A	N/A	N/A	N/A	N/A
CAP2	N/A	N/A	N/A	N/A	N/A
CAP2	CAP2	CAP2	CAP2	CAP2	CAP2
N/A	CAP2	CAP2	CAP2	CAP2	CAP2
N/A	CAP2	CAP2	CAP2	CAP2	CAP2
CAP2	CAP2	CAP2	CAP2	CAP2	CAP2
CAP2	N/A	N/A	N/A	N/A	N/A
CAP2	N/A	N/A	N/A	N/A	N/A
CAP2	CAP2	CAP2	CAP2	CAP2	CAP2
CAP2	N/A	N/A	N/A	N/A	N/A
N/A	CAP2	CAP2	CAP2	CAP2	CAP2
CAP2	N/A	N/A	N/A	N/A	N/A
CAP2	N/A	N/A	N/A	N/A	N/A
CAP2	CAP2	CAP2	CAP2	CAP2	CAP2
CAP2	N/A	N/A	N/A	N/A	N/A
CAP2	N/A	N/A	N/A	N/A	N/A
CAP2	N/A	N/A	N/A	N/A	N/A
CAP2	N/A	N/A	N/A	N/A	N/A
CAP2	N/A	N/A	N/A	N/A	N/A
CAP2	N/A	N/A	N/A	N/A	N/A
N/A	CAP2	CAP2	CAP2	CAP2	CAP2
N/A	CAP2	CAP2	CAP2	CAP2	CAP2
N/A	CAP2	CAP2	CAP2	CAP2	CAP2
CAP2	CAP2	CAP2	CAP2	CAP2	CAP2
CAP2	CAP2	CAP2	CAP2	CAP2	CAP2
CAP2	CAP2	CAP2	CAP2	CAP2	CAP2
CAP2	CAP2	CAP2	CAP2	CAP2	CAP2
CAP2	N/A	N/A	N/A	N/A	N/A

Price Cap Tariff Review Plan
Allocation of Pool Revenues to MLB PICC & MLB EUCL

Total Jurisdiction (a)	No Zone / Zone A (b)	Zone B (c)	Zone C (d)	Zone D (e)	Other Zone * (f)
No Pooling	N/A	N/A	N/A	N/A	N/A
No Pooling	N/A	N/A	N/A	N/A	N/A
No Pooling	N/A	N/A	N/A	N/A	N/A
No Pooling	N/A	N/A	N/A	N/A	N/A
No Pooling	N/A	N/A	N/A	N/A	N/A
No Pooling	N/A	N/A	N/A	N/A	N/A
No Pooling	N/A	N/A	N/A	N/A	N/A
No Pooling	N/A	N/A	N/A	N/A	N/A
No Pooling	N/A	N/A	N/A	N/A	N/A
No Pooling	N/A	N/A	N/A	N/A	N/A
No Pooling	N/A	N/A	N/A	N/A	N/A
No Pooling	N/A	N/A	N/A	N/A	N/A
No Pooling	N/A	N/A	N/A	N/A	N/A
No Pooling	N/A	N/A	N/A	N/A	N/A
No Pooling	N/A	N/A	N/A	N/A	N/A
No Pooling	No Pooling	No Pooling	No Pooling	No Pooling	No Pooling
N/A	No Pooling	No Pooling	No Pooling	No Pooling	No Pooling
No Pooling	No Pooling	No Pooling	No Pooling	No Pooling	No Pooling
No Pooling	No Pooling	No Pooling	No Pooling	No Pooling	No Pooling
N/A	No Pooling	No Pooling	No Pooling	No Pooling	No Pooling
No Pooling	No Pooling	No Pooling	No Pooling	No Pooling	No Pooling
No Pooling	N/A	N/A	N/A	N/A	N/A

Price Cap Tariff Review Plan
Verification of Recovered CMT Revenue

Total Jurisdiction
(a)

0
0

0
0

0

0

0

0
0

0

0

0

0
0
0

Price Cap Tariff Review Plan
 Calculation of EUCL Limits, PICC Rate and CCL Rates

Total Jurisdiction (a)	No Zone / Zone A (b)	Zone B (c)	Zone C (d)	Zone D (e)	Other Zone * (f)
0	0	0	0	0	0
0	0	0	0	0	0
0	0	0	0	0	0
0	0	0	0	0	0
0	N/A	N/A	N/A	N/A	N/A
0	N/A	N/A	N/A	N/A	N/A
0	N/A	N/A	N/A	N/A	N/A
0	N/A	N/A	N/A	N/A	N/A
0	N/A	N/A	N/A	N/A	N/A
0	N/A	N/A	N/A	N/A	N/A
0	N/A	N/A	N/A	N/A	N/A
0	N/A	N/A	N/A	N/A	N/A
6.50	N/A	N/A	N/A	N/A	N/A
7.00	N/A	N/A	N/A	N/A	N/A
9.20	N/A	N/A	N/A	N/A	N/A
0.000000	N/A	N/A	N/A	N/A	N/A
0.000000	N/A	N/A	N/A	N/A	N/A
0.000000	N/A	N/A	N/A	N/A	N/A
0.000000	N/A	N/A	N/A	N/A	N/A

Price Cap Tariff Review Plan
Manual Input of EUCL Rates - No PICC or MOU Rates

Total Jurisdiction
(a)

0
0

0

0.00
0.00
0.00

0.00
0.00
0.00

0
0
0
0

0

Price Cap Tariff Review Plan
 Calculation of Minimum & Maximum EU Rates

	Total Jurisdiction (a)	No Zone / Zone A (b)	Zone B (c)	Zone C (d)	Zone D (e)	Other Zone * (f)
	0	N/A	N/A	N/A	N/A	N/A
	0	N/A	N/A	N/A	N/A	N/A
	0	N/A	N/A	N/A	N/A	N/A
	0	0	0	0	0	0
N/A		0.00	0.00	0.00	0.00	0.00
N/A		0.00	0.00	0.00	0.00	0.00
	0	0	0	0	0	0
	0	N/A	N/A	N/A	N/A	N/A
	0	N/A	N/A	N/A	N/A	N/A
	0	0	0	0	0	0
	0	N/A	N/A	N/A	N/A	N/A
N/A		0	0	0	0	0
	0	N/A	N/A	N/A	N/A	N/A
	0	N/A	N/A	N/A	N/A	N/A
	0	N/A	N/A	N/A	N/A	N/A
	0	0	0	0	0	0
	0	N/A	N/A	N/A	N/A	N/A
	0	N/A	N/A	N/A	N/A	N/A
	0	N/A	N/A	N/A	N/A	N/A
	0	N/A	N/A	N/A	N/A	N/A
N/A		0.00	0.00	0.00	0.00	0.00
N/A		0.00	0.00	0.00	0.00	0.00
N/A		0.00	0.00	0.00	0.00	0.00
	0	0	0	0	0	0
	0	0	0	0	0	0
	0	0	0	0	0	0
	0	0	0	0	0	0
	0	N/A	N/A	N/A	N/A	N/A

Price Cap Tariff Review Plan
 Allocation of Pool Revenues to MLB PICC & MLB EUCL

Total Jurisdiction (a)	No Zone / Zone A (b)	Zone B (c)	Zone C (d)	Zone D (e)	Other Zone * (f)
No Pooling	N/A	N/A	N/A	N/A	N/A
No Pooling	N/A	N/A	N/A	N/A	N/A
No Pooling	N/A	N/A	N/A	N/A	N/A
No Pooling	N/A	N/A	N/A	N/A	N/A
No Pooling	N/A	N/A	N/A	N/A	N/A
No Pooling	N/A	N/A	N/A	N/A	N/A
No Pooling	N/A	N/A	N/A	N/A	N/A
No Pooling	N/A	N/A	N/A	N/A	N/A
No Pooling	N/A	N/A	N/A	N/A	N/A
No Pooling	N/A	N/A	N/A	N/A	N/A
No Pooling	N/A	N/A	N/A	N/A	N/A
No Pooling	N/A	N/A	N/A	N/A	N/A
No Pooling	N/A	N/A	N/A	N/A	N/A
No Pooling	N/A	N/A	N/A	N/A	N/A
No Pooling	N/A	N/A	N/A	N/A	N/A
No Pooling	N/A	N/A	N/A	N/A	N/A
No Pooling	N/A	N/A	N/A	N/A	N/A
No Pooling	N/A	N/A	N/A	N/A	N/A
No Pooling	N/A	N/A	N/A	N/A	N/A
No Pooling	No Pooling	No Pooling	No Pooling	No Pooling	No Pooling
N/A	No Pooling	No Pooling	No Pooling	No Pooling	No Pooling
No Pooling	No Pooling	No Pooling	No Pooling	No Pooling	No Pooling
No Pooling	No Pooling	No Pooling	No Pooling	No Pooling	No Pooling
N/A	No Pooling	No Pooling	No Pooling	No Pooling	No Pooling
No Pooling	No Pooling	No Pooling	No Pooling	No Pooling	No Pooling
No Pooling	N/A	N/A	N/A	N/A	N/A

Price Cap Tariff Review Plan
Verification of Recovered CMT Revenue

Total Jurisdiction
(a)

0
0

0
0

0

0

0

0
0

0

0

0

0
0
0

Price Cap Tariff Review Plan
 Calculation of EUCL Limits, PICC Rate and CCL Rates

Total Jurisdiction (a)	No Zone / Zone A (b)	Zone B (c)	Zone C (d)	Zone D (e)	Other Zone (f)
0	0	0	0	0	0
0	0	0	0	0	0
0	0	0	0	0	0
0	0	0	0	0	0
0	N/A	N/A	N/A	N/A	N/A
0	N/A	N/A	N/A	N/A	N/A
0	N/A	N/A	N/A	N/A	N/A
0	N/A	N/A	N/A	N/A	N/A
0	N/A	N/A	N/A	N/A	N/A
0	N/A	N/A	N/A	N/A	N/A
0	N/A	N/A	N/A	N/A	N/A
0	N/A	N/A	N/A	N/A	N/A
6.50	N/A	N/A	N/A	N/A	N/A
7.00	N/A	N/A	N/A	N/A	N/A
9.20	N/A	N/A	N/A	N/A	N/A
0.000000	N/A	N/A	N/A	N/A	N/A
0.000000	N/A	N/A	N/A	N/A	N/A
0.000000	N/A	N/A	N/A	N/A	N/A
0.000000	N/A	N/A	N/A	N/A	N/A

Price Cap Tariff Review Plan
Manual Input of EUCL Rates - No PICC or MOU Rates

Total Jurisdiction
(a)

ok
ok
ok

Price Cap Tariff Review Plan
 Calculation of Minimum & Maximum EU Rates

Total Jurisdiction (a)	No Zone / Zone A (b)	Zone B (c)	Zone C (d)	Zone D (e)	Other Zone (f)
	N/A	N/A	N/A	N/A	N/A
	N/A	N/A	N/A	N/A	N/A
	N/A	N/A	N/A	N/A	N/A
N/A					
N/A					
	N/A	N/A	N/A	N/A	N/A
	N/A	N/A	N/A	N/A	N/A
	N/A	N/A	N/A	N/A	N/A
N/A					
	N/A	N/A	N/A	N/A	N/A
	N/A	N/A	N/A	N/A	N/A
	N/A	N/A	N/A	N/A	N/A
	N/A	N/A	N/A	N/A	N/A
	N/A	N/A	N/A	N/A	N/A
N/A					
N/A					
N/A					
	N/A	N/A	N/A	N/A	N/A

Price Cap Tariff Review Plan
 Allocation of Pool Revenues to MLB PICC & MLB EUCL

Total Jurisdiction (a)	No Zone / Zone A (b)	Zone B (c)	Zone C (d)	Zone D (e)	Other Zone (f)
	N/A	N/A	N/A	N/A	N/A
	N/A	N/A	N/A	N/A	N/A
	N/A	N/A	N/A	N/A	N/A
	N/A	N/A	N/A	N/A	N/A
	N/A	N/A	N/A	N/A	N/A
	N/A	N/A	N/A	N/A	N/A
	N/A	N/A	N/A	N/A	N/A
	N/A	N/A	N/A	N/A	N/A
	N/A	N/A	N/A	N/A	N/A
	N/A	N/A	N/A	N/A	N/A
N/A					
N/A					
	N/A	N/A	N/A	N/A	N/A

Price Cap Tariff Review Plan
Verification of Recovered CMT Revenue

Total Jurisdiction
(a)

0
0

0
0

0

0

0

Agg.Rate 0

Agg.Rate

0

0 ok

0

0

0

LEC	FCC	Delta	Flag
-----	-----	-------	------

		0.00	*
		0.00	*
		0.00	*
		0.00	*
		0.00	*
		0.00	*

0	0	0	*
0	0	0	*
0	0	0	*
0 Agg.Rate		0	*
0 Agg.Rate		0	*
0	0	0	*
0	0	0	*
0	0	0	*
			*
			*

Price Cap Tariff Review Plan
 Calculation of EUCL Limits, PICC Rate and CCL Rates

Total Jurisdiction (a)	No Zone / Zone A (b)	Zone B (c)	Zone C (d)	Zone D (e)	Other Zone (f)
0	0	0	0	0	0
0	0	0	0	0	0
0	0	0	0	0	0
0	0	0	0	0	0
0	N/A	N/A	N/A	N/A	N/A
0	N/A	N/A	N/A	N/A	N/A
0	N/A	N/A	N/A	N/A	N/A
0	N/A	N/A	N/A	N/A	N/A
0	N/A	N/A	N/A	N/A	N/A
0	N/A	N/A	N/A	N/A	N/A
0	N/A	N/A	N/A	N/A	N/A
0	N/A	N/A	N/A	N/A	N/A
6.50	N/A	N/A	N/A	N/A	N/A
7.00	N/A	N/A	N/A	N/A	N/A
9.20	N/A	N/A	N/A	N/A	N/A
0.000000	N/A	N/A	N/A	N/A	N/A
0.000000	N/A	N/A	N/A	N/A	N/A
0.0000	N/A	N/A	N/A	N/A	N/A
0.000000	N/A	N/A	N/A	N/A	N/A

Price Cap Tariff Review Plan
 Calculation of EUCL Limits, PICC Rate and CCL Rates

Total Jurisdiction (a)	No Zone / Zone A (b)	Zone B (c)	Zone C (d)	Zone D (e)	Other Zone (f)
	0	N/A	N/A	N/A	N/A
	0	N/A	N/A	N/A	N/A
	0	N/A	N/A	N/A	N/A
	0	N/A	N/A	N/A	N/A
	0	N/A	N/A	N/A	N/A
	0	N/A	N/A	N/A	N/A
	0	N/A	N/A	N/A	N/A
	0	N/A	N/A	N/A	N/A
	0	N/A	N/A	N/A	N/A
Agg.Rate	N/A	N/A	N/A	N/A	N/A
Agg.Rate	N/A	N/A	N/A	N/A	N/A
Agg.Rate	N/A	N/A	N/A	N/A	N/A
Agg.Rate	N/A	N/A	N/A	N/A	N/A
Agg.Rate	N/A	N/A	N/A	N/A	N/A
Agg.Rate	N/A	N/A	N/A	N/A	N/A
Agg.Rate	N/A	N/A	N/A	N/A	N/A
Agg.Rate	N/A	N/A	N/A	N/A	N/A
Agg.Rate	N/A	N/A	N/A	N/A	N/A
Agg.Rate	N/A	N/A	N/A	N/A	N/A
Agg.Rate	N/A	N/A	N/A	N/A	N/A
Agg.Rate	N/A	N/A	N/A	N/A	N/A
Agg.Rate	N/A	N/A	N/A	N/A	N/A
Agg.Rate	N/A	N/A	N/A	N/A	N/A
Agg.Rate	N/A	N/A	N/A	N/A	N/A
Agg.Rate	N/A	N/A	N/A	N/A	N/A
YES	N/A	N/A	N/A	N/A	N/A
No	N/A	N/A	N/A	N/A	N/A
No	N/A	N/A	N/A	N/A	N/A
CAP2	N/A	N/A	N/A	N/A	N/A
	N/A	N/A	N/A	N/A	N/A
	N/A	N/A	N/A	N/A	N/A
	N/A	N/A	N/A	N/A	N/A

Price Cap Tariff Review Plan
Manual Input of EUCL Rates - No PICC or MOU Rates

Total Jurisdiction
(a)

0
0

0

6.50
7.00
9.20

0.00 ok
0.00 ok
0.00 ok

0
0
0
0

0 ok

Price Cap Tariff Review Plan
 Calculation of Minimum & Maximum EU Rates

Total Jurisdiction (a)	No Zone / Zone A (b)	Zone B (c)	Zone C (d)	Zone D (e)	Other Zone (f)
CAP2	N/A	N/A	N/A	N/A	N/A
CAP2	N/A	N/A	N/A	N/A	N/A
CAP2	N/A	N/A	N/A	N/A	N/A
CAP2	CAP2	CAP2	CAP2	CAP2	CAP2
N/A	CAP2	CAP2	CAP2	CAP2	CAP2
N/A	CAP2	CAP2	CAP2	CAP2	CAP2
CAP2	CAP2	CAP2	CAP2	CAP2	CAP2
CAP2	N/A	N/A	N/A	N/A	N/A
CAP2	N/A	N/A	N/A	N/A	N/A
CAP2	CAP2	CAP2	CAP2	CAP2	CAP2
CAP2	N/A	N/A	N/A	N/A	N/A
N/A	CAP2	CAP2	CAP2	CAP2	CAP2
CAP2	N/A	N/A	N/A	N/A	N/A
CAP2	N/A	N/A	N/A	N/A	N/A
CAP2	CAP2	CAP2	CAP2	CAP2	CAP2
CAP2	N/A	N/A	N/A	N/A	N/A
CAP2	N/A	N/A	N/A	N/A	N/A
CAP2	N/A	N/A	N/A	N/A	N/A
CAP2	N/A	N/A	N/A	N/A	N/A
CAP2	N/A	N/A	N/A	N/A	N/A
N/A	CAP2	CAP2	CAP2	CAP2	CAP2
N/A	CAP2	CAP2	CAP2	CAP2	CAP2
N/A	CAP2	CAP2	CAP2	CAP2	CAP2
CAP2	CAP2	CAP2	CAP2	CAP2	CAP2
CAP2	CAP2	CAP2	CAP2	CAP2	CAP2
CAP2	CAP2	CAP2	CAP2	CAP2	CAP2
CAP2	CAP2	CAP2	CAP2	CAP2	CAP2
CAP2	N/A	N/A	N/A	N/A	N/A

Price Cap Tariff Review Plan
Allocation of Pool Revenues to MLB PICC & MLB EUCL

Total Jurisdiction (a)	No Zone / Zone A (b)	Zone B (c)	Zone C (d)	Zone D (e)	Other Zone (f)
No Pooling	N/A	N/A	N/A	N/A	N/A
No Pooling	N/A	N/A	N/A	N/A	N/A
No Pooling	N/A	N/A	N/A	N/A	N/A
No Pooling	N/A	N/A	N/A	N/A	N/A
No Pooling	N/A	N/A	N/A	N/A	N/A
No Pooling	N/A	N/A	N/A	N/A	N/A
No Pooling	N/A	N/A	N/A	N/A	N/A
No Pooling	N/A	N/A	N/A	N/A	N/A
No Pooling	N/A	N/A	N/A	N/A	N/A
No Pooling	N/A	N/A	N/A	N/A	N/A
No Pooling	N/A	N/A	N/A	N/A	N/A
No Pooling	N/A	N/A	N/A	N/A	N/A
No Pooling	N/A	N/A	N/A	N/A	N/A
No Pooling	N/A	N/A	N/A	N/A	N/A
No Pooling	N/A	N/A	N/A	N/A	N/A
No Pooling	N/A	N/A	N/A	N/A	N/A
No Pooling	No Pooling	No Pooling	No Pooling	No Pooling	No Pooling
N/A	No Pooling	No Pooling	No Pooling	No Pooling	No Pooling
No Pooling	No Pooling	No Pooling	No Pooling	No Pooling	No Pooling
No Pooling	No Pooling	No Pooling	No Pooling	No Pooling	No Pooling
N/A	No Pooling	No Pooling	No Pooling	No Pooling	No Pooling
No Pooling	No Pooling	No Pooling	No Pooling	No Pooling	No Pooling
No Pooling	N/A	N/A	N/A	N/A	N/A

Price Cap Tariff Review Plan
Verification of Recovered CMT Revenue

Total Jurisdiction
(a)

0
0

0
0

0

0

0

Agg.Rate 0

Agg.Rate

0

0 ok

0
0
0

LEC	FCC	Delta	Flag
-----	-----	-------	------

0.00	*
0.00	*
0.00	*
0.00	*
0.00	*
0.00	*

CAP2	No Deaveraging Allowed
CAP2	No Deaveraging Allowed
CAP2	No Deaveraging Allowed

N/A	No Deaveraging Allowed
N/A	No Deaveraging Allowed
N/A	No Deaveraging Allowed

N/A	No Deaveraging Allowed
N/A	No Deaveraging Allowed
N/A	No Deaveraging Allowed

N/A	No Deaveraging Allowed
N/A	No Deaveraging Allowed
N/A	No Deaveraging Allowed
N/A	No Deaveraging Allowed
N/A	No Deaveraging Allowed

0	0	0	*
0	0	0	*
0	0	0	*
0 Agg.Rate		0	*
0 Agg.Rate		0	*
0	0	0	*
0	0	0	*
0	0	0	*
			*
			*

Price Cap Tariff Review Plan
 Calculation of EUCL Limits, PICC Rate and CCL Rates

Total Jurisdiction (a)	No Zone / Zone A (b)	Zone B (c)	Zone C (d)	Zone D (e)	Other Zone * (f)
0	0	0	0	0	0
0	0	0	0	0	0
0	0	0	0	0	0
0	0	0	0	0	0
0	N/A	N/A	N/A	N/A	N/A
0	N/A	N/A	N/A	N/A	N/A
0	N/A	N/A	N/A	N/A	N/A
0	N/A	N/A	N/A	N/A	N/A
0	N/A	N/A	N/A	N/A	N/A
0	N/A	N/A	N/A	N/A	N/A
0	N/A	N/A	N/A	N/A	N/A
6.50	N/A	N/A	N/A	N/A	N/A
7.00	N/A	N/A	N/A	N/A	N/A
9.20	N/A	N/A	N/A	N/A	N/A
0.000000	N/A	N/A	N/A	N/A	N/A
0.000000	N/A	N/A	N/A	N/A	N/A
1.000000	N/A	N/A	N/A	N/A	N/A
0.000000	N/A	N/A	N/A	N/A	N/A

Price Cap Tariff Review Plan
Manual Input of EUCL Rates - No PICC or MOU Rates

Total Jurisdiction
(a)

0
0

0

0.00
0.00
0.00

0.00
0.00
0.00

0
0
0
0

0

Price Cap Tariff Review Plan
 Calculation of Minimum & Maximum EU Rates

Total Jurisdiction (a)	No Zone / Zone A (b)	Zone B (c)	Zone C (d)	Zone D (e)	Other Zone * (f)
CAP2	N/A	N/A	N/A	N/A	N/A
CAP2	N/A	N/A	N/A	N/A	N/A
CAP2	N/A	N/A	N/A	N/A	N/A
CAP2	CAP2	CAP2	CAP2	CAP2	CAP2
N/A	CAP2	CAP2	CAP2	CAP2	CAP2
N/A	CAP2	CAP2	CAP2	CAP2	CAP2
CAP2	CAP2	CAP2	CAP2	CAP2	CAP2
CAP2	N/A	N/A	N/A	N/A	N/A
CAP2	N/A	N/A	N/A	N/A	N/A
CAP2	CAP2	CAP2	CAP2	CAP2	CAP2
CAP2	N/A	N/A	N/A	N/A	N/A
N/A	CAP2	CAP2	CAP2	CAP2	CAP2
CAP2	N/A	N/A	N/A	N/A	N/A
CAP2	N/A	N/A	N/A	N/A	N/A
CAP2	CAP2	CAP2	CAP2	CAP2	CAP2
CAP2	N/A	N/A	N/A	N/A	N/A
CAP2	N/A	N/A	N/A	N/A	N/A
CAP2	N/A	N/A	N/A	N/A	N/A
CAP2	N/A	N/A	N/A	N/A	N/A
CAP2	N/A	N/A	N/A	N/A	N/A
N/A	CAP2	CAP2	CAP2	CAP2	CAP2
N/A	CAP2	CAP2	CAP2	CAP2	CAP2
N/A	CAP2	CAP2	CAP2	CAP2	CAP2
CAP2	CAP2	CAP2	CAP2	CAP2	CAP2
CAP2	CAP2	CAP2	CAP2	CAP2	CAP2
CAP2	CAP2	CAP2	CAP2	CAP2	CAP2
CAP2	CAP2	CAP2	CAP2	CAP2	CAP2
CAP2	N/A	N/A	N/A	N/A	N/A

Price Cap Tariff Review Plan
Allocation of Pool Revenues to MLB PICC & MLB EUCL

Total Jurisdiction (a)	No Zone / Zone A (b)	Zone B (c)	Zone C (d)	Zone D (e)	Other Zone * (f)
No Pooling	N/A	N/A	N/A	N/A	N/A
No Pooling	N/A	N/A	N/A	N/A	N/A
No Pooling	N/A	N/A	N/A	N/A	N/A
No Pooling	N/A	N/A	N/A	N/A	N/A
No Pooling	N/A	N/A	N/A	N/A	N/A
No Pooling	N/A	N/A	N/A	N/A	N/A
No Pooling	N/A	N/A	N/A	N/A	N/A
No Pooling	N/A	N/A	N/A	N/A	N/A
No Pooling	N/A	N/A	N/A	N/A	N/A
No Pooling	N/A	N/A	N/A	N/A	N/A
No Pooling	N/A	N/A	N/A	N/A	N/A
No Pooling	N/A	N/A	N/A	N/A	N/A
No Pooling	N/A	N/A	N/A	N/A	N/A
No Pooling	N/A	N/A	N/A	N/A	N/A
No Pooling	N/A	N/A	N/A	N/A	N/A
No Pooling	N/A	N/A	N/A	N/A	N/A
No Pooling	N/A	N/A	N/A	N/A	N/A
No Pooling	N/A	N/A	N/A	N/A	N/A
No Pooling	No Pooling	No Pooling	No Pooling	No Pooling	No Pooling
N/A	No Pooling	No Pooling	No Pooling	No Pooling	No Pooling
No Pooling	No Pooling	No Pooling	No Pooling	No Pooling	No Pooling
No Pooling	No Pooling	No Pooling	No Pooling	No Pooling	No Pooling
N/A	No Pooling	No Pooling	No Pooling	No Pooling	No Pooling
No Pooling	No Pooling	No Pooling	No Pooling	No Pooling	No Pooling
No Pooling	N/A	N/A	N/A	N/A	N/A

Price Cap Tariff Review Plan
Verification of Recovered CMT Revenue

Total Jurisdiction
(a)

0
0

0
0

0

0

0

0
0

0

0

0

0
0
0

Price Cap Tariff Review Plan
 Calculation of EUCL Limits, PICC Rate and CCL Rates

Total Jurisdiction (a)	No Zone / Zone A (b)	Zone B (c)	Zone C (d)	Zone D (e)	Other Zone * (f)
0	0	0	0	0	0
0	0	0	0	0	0
0	0	0	0	0	0
0	0	0	0	0	0
0	N/A	N/A	N/A	N/A	N/A
0	N/A	N/A	N/A	N/A	N/A
0	N/A	N/A	N/A	N/A	N/A
0	N/A	N/A	N/A	N/A	N/A
0	N/A	N/A	N/A	N/A	N/A
0	N/A	N/A	N/A	N/A	N/A
0	N/A	N/A	N/A	N/A	N/A
6.50	N/A	N/A	N/A	N/A	N/A
7.00	N/A	N/A	N/A	N/A	N/A
9.20	N/A	N/A	N/A	N/A	N/A
0.000000	N/A	N/A	N/A	N/A	N/A
0.000000	N/A	N/A	N/A	N/A	N/A
0.000000	N/A	N/A	N/A	N/A	N/A
0.000000	N/A	N/A	N/A	N/A	N/A

Price Cap Tariff Review Plan
Manual Input of EUCL Rates - No PICC or MOU Rates

Total Jurisdiction
(a)

0
0

0

0.00
0.00
0.00

0.00
0.00
0.00

0
0
0
0

0

Price Cap Tariff Review Plan
 Calculation of Minimum & Maximum EU Rates

	Total Jurisdiction (a)	No Zone / Zone A (b)	Zone B (c)	Zone C (d)	Zone D (e)	Other Zone * (f)
	0	N/A	N/A	N/A	N/A	N/A
	0	N/A	N/A	N/A	N/A	N/A
	0	N/A	N/A	N/A	N/A	N/A
	0	0	0	0	0	0
N/A		0.00	0.00	0.00	0.00	0.00
N/A		0.00	0.00	0.00	0.00	0.00
	0	0	0	0	0	0
	0	N/A	N/A	N/A	N/A	N/A
	0	N/A	N/A	N/A	N/A	N/A
	0	0	0	0	0	0
	0	N/A	N/A	N/A	N/A	N/A
N/A		0	0	0	0	0
	0	N/A	N/A	N/A	N/A	N/A
	0	N/A	N/A	N/A	N/A	N/A
	0	N/A	N/A	N/A	N/A	N/A
	0	0	0	0	0	0
	0	N/A	N/A	N/A	N/A	N/A
	0	N/A	N/A	N/A	N/A	N/A
	0	N/A	N/A	N/A	N/A	N/A
	0	N/A	N/A	N/A	N/A	N/A
N/A		0.00	0.00	0.00	0.00	0.00
N/A		0.00	0.00	0.00	0.00	0.00
N/A		0.00	0.00	0.00	0.00	0.00
	0	0	0	0	0	0
	0	0	0	0	0	0
	0	0	0	0	0	0
	0	0	0	0	0	0
	0	N/A	N/A	N/A	N/A	N/A

Price Cap Tariff Review Plan
 Allocation of Pool Revenues to MLB PICC & MLB EUCL

Total Jurisdiction (a)	No Zone / Zone A (b)	Zone B (c)	Zone C (d)	Zone D (e)	Other Zone * (f)
No Pooling	N/A	N/A	N/A	N/A	N/A
No Pooling	N/A	N/A	N/A	N/A	N/A
No Pooling	N/A	N/A	N/A	N/A	N/A
No Pooling	N/A	N/A	N/A	N/A	N/A
No Pooling	N/A	N/A	N/A	N/A	N/A
No Pooling	N/A	N/A	N/A	N/A	N/A
No Pooling	N/A	N/A	N/A	N/A	N/A
No Pooling	N/A	N/A	N/A	N/A	N/A
No Pooling	N/A	N/A	N/A	N/A	N/A
No Pooling	N/A	N/A	N/A	N/A	N/A
No Pooling	N/A	N/A	N/A	N/A	N/A
No Pooling	N/A	N/A	N/A	N/A	N/A
No Pooling	N/A	N/A	N/A	N/A	N/A
No Pooling	N/A	N/A	N/A	N/A	N/A
No Pooling	N/A	N/A	N/A	N/A	N/A
No Pooling	N/A	N/A	N/A	N/A	N/A
No Pooling	N/A	N/A	N/A	N/A	N/A
No Pooling	N/A	N/A	N/A	N/A	N/A
No Pooling	N/A	N/A	N/A	N/A	N/A
No Pooling	No Pooling	No Pooling	No Pooling	No Pooling	No Pooling
N/A	No Pooling	No Pooling	No Pooling	No Pooling	No Pooling
No Pooling	No Pooling	No Pooling	No Pooling	No Pooling	No Pooling
No Pooling	No Pooling	No Pooling	No Pooling	No Pooling	No Pooling
N/A	No Pooling	No Pooling	No Pooling	No Pooling	No Pooling
No Pooling	No Pooling	No Pooling	No Pooling	No Pooling	No Pooling
No Pooling	N/A	N/A	N/A	N/A	N/A

Price Cap Tariff Review Plan
Verification of Recovered CMT Revenue

Total Jurisdiction
(a)

0
0

0
0

0

0

0

0
0

0

0

0

0
0
0

Price Cap Tariff Review Plan
Manual Input of EUCL Rates - No PICC or MOU Rates

Total Jurisdiction
(a)

ok
ok
ok

Price Cap Tariff Review Plan
 Calculation of Minimum & Maximum EU Rates

Total Jurisdiction (a)	No Zone / Zone A (b)	Zone B (c)	Zone C (d)	Zone D (e)	Other Zone (f)
	N/A	N/A	N/A	N/A	N/A
	N/A	N/A	N/A	N/A	N/A
	N/A	N/A	N/A	N/A	N/A
N/A					
N/A					
	N/A	N/A	N/A	N/A	N/A
	N/A	N/A	N/A	N/A	N/A
	N/A	N/A	N/A	N/A	N/A
N/A					
	N/A	N/A	N/A	N/A	N/A
	N/A	N/A	N/A	N/A	N/A
	N/A	N/A	N/A	N/A	N/A
	N/A	N/A	N/A	N/A	N/A
	N/A	N/A	N/A	N/A	N/A
N/A					
N/A					
N/A					
	N/A	N/A	N/A	N/A	N/A

Price Cap Tariff Review Plan
 Allocation of Pool Revenues to MLB PICC & MLB EUCL

Total Jurisdiction (a)	No Zone / Zone A (b)	Zone B (c)	Zone C (d)	Zone D (e)	Other Zone (f)
	N/A	N/A	N/A	N/A	N/A
	N/A	N/A	N/A	N/A	N/A
	N/A	N/A	N/A	N/A	N/A
	N/A	N/A	N/A	N/A	N/A
	N/A	N/A	N/A	N/A	N/A
	N/A	N/A	N/A	N/A	N/A
	N/A	N/A	N/A	N/A	N/A
	N/A	N/A	N/A	N/A	N/A
	N/A	N/A	N/A	N/A	N/A
	N/A	N/A	N/A	N/A	N/A
	N/A	N/A	N/A	N/A	N/A
	N/A	N/A	N/A	N/A	N/A
	N/A	N/A	N/A	N/A	N/A
N/A					
N/A					
	N/A	N/A	N/A	N/A	N/A

Price Cap Tariff Review Plan
Verification of Recovered CMT Revenue

Total Jurisdiction
(a)

0
0

0
0

0

0

0

Agg.Rate 0

Agg.Rate

0

0 ok

0

0

0

LEC	FCC	Delta	Flag
-----	-----	-------	------

		0.00	*
		0.00	*
		0.00	*
		0.00	*
		0.00	*
		0.00	*

0	0	0	*
0	0	0	*
0	0	0	*
0 Agg.Rate		0	*
0 Agg.Rate		0	*
0	0	0	*
0	0	0	*
0	0	0	*
			*
			*

Price Cap Tariff Review Plan
 Calculation of EUCL Limits, PICC Rate and CCL Rates

Total Jurisdiction (a)	No Zone / Zone A (b)	Zone B (c)	Zone C (d)	Zone D (e)	Other Zone (f)
0	0	0	0	0	0
0	0	0	0	0	0
0	0	0	0	0	0
0	0	0	0	0	0
0	N/A	N/A	N/A	N/A	N/A
0	N/A	N/A	N/A	N/A	N/A
0	N/A	N/A	N/A	N/A	N/A
0	N/A	N/A	N/A	N/A	N/A
0	N/A	N/A	N/A	N/A	N/A
0	N/A	N/A	N/A	N/A	N/A
0	N/A	N/A	N/A	N/A	N/A
0	N/A	N/A	N/A	N/A	N/A
6.50	N/A	N/A	N/A	N/A	N/A
7.00	N/A	N/A	N/A	N/A	N/A
9.20	N/A	N/A	N/A	N/A	N/A
0.000000	N/A	N/A	N/A	N/A	N/A
0.000000	N/A	N/A	N/A	N/A	N/A
0.0000	N/A	N/A	N/A	N/A	N/A
0.000000	N/A	N/A	N/A	N/A	N/A

Price Cap Tariff Review Plan
Manual Input of EUCL Rates - No PICC or MOU Rates

Total Jurisdiction
(a)

0
0

0

6.50
7.00
9.20

0.00 ok
0.00 ok
0.00 ok

0
0
0
0

0 ok

Price Cap Tariff Review Plan
Verification of Recovered CMT Revenue

Total Jurisdiction
(a)

0
0

0
0

0

0

0

Agg.Rate 0

Agg.Rate

0

0 ok

0
0
0

LEC	FCC	Delta	Flag
-----	-----	-------	------

0.00	*
0.00	*
0.00	*
0.00	*
0.00	*
0.00	*

CAP2	No Deaveraging Allowed
CAP2	No Deaveraging Allowed
CAP2	No Deaveraging Allowed

N/A	No Deaveraging Allowed
N/A	No Deaveraging Allowed
N/A	No Deaveraging Allowed

N/A	No Deaveraging Allowed
N/A	No Deaveraging Allowed
N/A	No Deaveraging Allowed

N/A	No Deaveraging Allowed
N/A	No Deaveraging Allowed
N/A	No Deaveraging Allowed
N/A	No Deaveraging Allowed
N/A	No Deaveraging Allowed

0	0	0	*
0	0	0	*
0	0	0	*
0 Agg.Rate		0	*
0 Agg.Rate		0	*
0	0	0	*
0	0	0	*
0	0	0	*
			*
			*

Price Cap Tariff Review Plan
 Calculation of EUCL Limits, PICC Rate and CCL Rates

Total Jurisdiction (a)	No Zone / Zone A (b)	Zone B (c)	Zone C (d)	Zone D (e)	Other Zone * (f)
0	0	0	0	0	0
0	0	0	0	0	0
0	0	0	0	0	0
0	0	0	0	0	0
0	N/A	N/A	N/A	N/A	N/A
0	N/A	N/A	N/A	N/A	N/A
0	N/A	N/A	N/A	N/A	N/A
0	N/A	N/A	N/A	N/A	N/A
0	N/A	N/A	N/A	N/A	N/A
0	N/A	N/A	N/A	N/A	N/A
0	N/A	N/A	N/A	N/A	N/A
6.50	N/A	N/A	N/A	N/A	N/A
7.00	N/A	N/A	N/A	N/A	N/A
9.20	N/A	N/A	N/A	N/A	N/A
0.000000	N/A	N/A	N/A	N/A	N/A
0.000000	N/A	N/A	N/A	N/A	N/A
1.000000	N/A	N/A	N/A	N/A	N/A
0.000000	N/A	N/A	N/A	N/A	N/A

Price Cap Tariff Review Plan
Manual Input of EUCL Rates - No PICC or MOU Rates

Total Jurisdiction
(a)

0
0

0

0.00
0.00
0.00

0.00
0.00
0.00

0
0
0
0

0

Price Cap Tariff Review Plan
 Calculation of Minimum & Maximum EU Rates

Total Jurisdiction (a)	No Zone / Zone A (b)	Zone B (c)	Zone C (d)	Zone D (e)	Other Zone * (f)
CAP2	N/A	N/A	N/A	N/A	N/A
CAP2	N/A	N/A	N/A	N/A	N/A
CAP2	N/A	N/A	N/A	N/A	N/A
CAP2	CAP2	CAP2	CAP2	CAP2	CAP2
N/A	CAP2	CAP2	CAP2	CAP2	CAP2
N/A	CAP2	CAP2	CAP2	CAP2	CAP2
CAP2	CAP2	CAP2	CAP2	CAP2	CAP2
CAP2	N/A	N/A	N/A	N/A	N/A
CAP2	N/A	N/A	N/A	N/A	N/A
CAP2	CAP2	CAP2	CAP2	CAP2	CAP2
CAP2	N/A	N/A	N/A	N/A	N/A
N/A	CAP2	CAP2	CAP2	CAP2	CAP2
CAP2	N/A	N/A	N/A	N/A	N/A
CAP2	N/A	N/A	N/A	N/A	N/A
CAP2	CAP2	CAP2	CAP2	CAP2	CAP2
CAP2	N/A	N/A	N/A	N/A	N/A
CAP2	N/A	N/A	N/A	N/A	N/A
CAP2	N/A	N/A	N/A	N/A	N/A
CAP2	N/A	N/A	N/A	N/A	N/A
CAP2	N/A	N/A	N/A	N/A	N/A
CAP2	N/A	N/A	N/A	N/A	N/A
N/A	CAP2	CAP2	CAP2	CAP2	CAP2
N/A	CAP2	CAP2	CAP2	CAP2	CAP2
N/A	CAP2	CAP2	CAP2	CAP2	CAP2
CAP2	CAP2	CAP2	CAP2	CAP2	CAP2
CAP2	CAP2	CAP2	CAP2	CAP2	CAP2
CAP2	CAP2	CAP2	CAP2	CAP2	CAP2
CAP2	CAP2	CAP2	CAP2	CAP2	CAP2
CAP2	N/A	N/A	N/A	N/A	N/A

Price Cap Tariff Review Plan
Verification of Recovered CMT Revenue

Total Jurisdiction
(a)

0
0

0
0

0

0

0

0
0

0

0

0

0
0
0

Price Cap Tariff Review Plan
 Calculation of EUCL Limits, PICC Rate and CCL Rates

Total Jurisdiction (a)	No Zone / Zone A (b)	Zone B (c)	Zone C (d)	Zone D (e)	Other Zone * (f)
0	0	0	0	0	0
0	0	0	0	0	0
0	0	0	0	0	0
0	0	0	0	0	0
0	N/A	N/A	N/A	N/A	N/A
0	N/A	N/A	N/A	N/A	N/A
0	N/A	N/A	N/A	N/A	N/A
0	N/A	N/A	N/A	N/A	N/A
0	N/A	N/A	N/A	N/A	N/A
0	N/A	N/A	N/A	N/A	N/A
0	N/A	N/A	N/A	N/A	N/A
0	N/A	N/A	N/A	N/A	N/A
6.50	N/A	N/A	N/A	N/A	N/A
7.00	N/A	N/A	N/A	N/A	N/A
9.20	N/A	N/A	N/A	N/A	N/A
0.000000	N/A	N/A	N/A	N/A	N/A
0.000000	N/A	N/A	N/A	N/A	N/A
0.000000	N/A	N/A	N/A	N/A	N/A
0.000000	N/A	N/A	N/A	N/A	N/A

Price Cap Tariff Review Plan
Manual Input of EUCL Rates - No PICC or MOU Rates

Total Jurisdiction
(a)

0
0

0

0.00
0.00
0.00

0.00
0.00
0.00

0
0
0
0

0

Price Cap Tariff Review Plan
 Calculation of Minimum & Maximum EU Rates

	Total Jurisdiction (a)	No Zone / Zone A (b)	Zone B (c)	Zone C (d)	Zone D (e)	Other Zone * (f)
	0	N/A	N/A	N/A	N/A	N/A
	0	N/A	N/A	N/A	N/A	N/A
	0	N/A	N/A	N/A	N/A	N/A
	0	0	0	0	0	0
N/A		0.00	0.00	0.00	0.00	0.00
N/A		0.00	0.00	0.00	0.00	0.00
	0	0	0	0	0	0
	0	N/A	N/A	N/A	N/A	N/A
	0	N/A	N/A	N/A	N/A	N/A
	0	0	0	0	0	0
	0	N/A	N/A	N/A	N/A	N/A
N/A		0	0	0	0	0
	0	N/A	N/A	N/A	N/A	N/A
	0	N/A	N/A	N/A	N/A	N/A
	0	N/A	N/A	N/A	N/A	N/A
	0	0	0	0	0	0
	0	N/A	N/A	N/A	N/A	N/A
	0	N/A	N/A	N/A	N/A	N/A
	0	N/A	N/A	N/A	N/A	N/A
	0	N/A	N/A	N/A	N/A	N/A
N/A		0.00	0.00	0.00	0.00	0.00
N/A		0.00	0.00	0.00	0.00	0.00
N/A		0.00	0.00	0.00	0.00	0.00
	0	0	0	0	0	0
	0	0	0	0	0	0
	0	0	0	0	0	0
	0	0	0	0	0	0
	0	N/A	N/A	N/A	N/A	N/A

Price Cap Tariff Review Plan
Allocation of Pool Revenues to MLB PICC & MLB EUCL

Total Jurisdiction (a)	No Zone / Zone A (b)	Zone B (c)	Zone C (d)	Zone D (e)	Other Zone * (f)
No Pooling	N/A	N/A	N/A	N/A	N/A
No Pooling	N/A	N/A	N/A	N/A	N/A
No Pooling	N/A	N/A	N/A	N/A	N/A
No Pooling	N/A	N/A	N/A	N/A	N/A
No Pooling	N/A	N/A	N/A	N/A	N/A
No Pooling	N/A	N/A	N/A	N/A	N/A
No Pooling	N/A	N/A	N/A	N/A	N/A
No Pooling	N/A	N/A	N/A	N/A	N/A
No Pooling	N/A	N/A	N/A	N/A	N/A
No Pooling	N/A	N/A	N/A	N/A	N/A
No Pooling	N/A	N/A	N/A	N/A	N/A
No Pooling	N/A	N/A	N/A	N/A	N/A
No Pooling	N/A	N/A	N/A	N/A	N/A
No Pooling	N/A	N/A	N/A	N/A	N/A
No Pooling	N/A	N/A	N/A	N/A	N/A
No Pooling	No Pooling	No Pooling	No Pooling	No Pooling	No Pooling
N/A	No Pooling	No Pooling	No Pooling	No Pooling	No Pooling
No Pooling	No Pooling	No Pooling	No Pooling	No Pooling	No Pooling
No Pooling	No Pooling	No Pooling	No Pooling	No Pooling	No Pooling
N/A	No Pooling	No Pooling	No Pooling	No Pooling	No Pooling
No Pooling	No Pooling	No Pooling	No Pooling	No Pooling	No Pooling
No Pooling	N/A	N/A	N/A	N/A	N/A

Price Cap Tariff Review Plan
Verification of Recovered CMT Revenue

Total Jurisdiction
(a)

0
0

0
0

0

0

0

0
0

0

0

0

0
0
0

Price Cap Tariff Review Plan
Manual Input of EUCL Rates - No PICC or MOU Rates

Total Jurisdiction
(a)

ok
ok
ok

Price Cap Tariff Review Plan
 Calculation of Minimum & Maximum EU Rates

Total Jurisdiction (a)	No Zone / Zone A (b)	Zone B (c)	Zone C (d)	Zone D (e)	Other Zone (f)
	N/A	N/A	N/A	N/A	N/A
	N/A	N/A	N/A	N/A	N/A
	N/A	N/A	N/A	N/A	N/A
N/A					
N/A					
	N/A	N/A	N/A	N/A	N/A
	N/A	N/A	N/A	N/A	N/A
	N/A	N/A	N/A	N/A	N/A
N/A					
	N/A	N/A	N/A	N/A	N/A
	N/A	N/A	N/A	N/A	N/A
	N/A	N/A	N/A	N/A	N/A
	N/A	N/A	N/A	N/A	N/A
	N/A	N/A	N/A	N/A	N/A
N/A					
N/A					
N/A					
	N/A	N/A	N/A	N/A	N/A

Price Cap Tariff Review Plan
 Allocation of Pool Revenues to MLB PICC & MLB EUCL

Total Jurisdiction (a)	No Zone / Zone A (b)	Zone B (c)	Zone C (d)	Zone D (e)	Other Zone (f)
	N/A	N/A	N/A	N/A	N/A
	N/A	N/A	N/A	N/A	N/A
	N/A	N/A	N/A	N/A	N/A
	N/A	N/A	N/A	N/A	N/A
	N/A	N/A	N/A	N/A	N/A
	N/A	N/A	N/A	N/A	N/A
	N/A	N/A	N/A	N/A	N/A
	N/A	N/A	N/A	N/A	N/A
	N/A	N/A	N/A	N/A	N/A
	N/A	N/A	N/A	N/A	N/A
	N/A	N/A	N/A	N/A	N/A
N/A					
N/A					
	N/A	N/A	N/A	N/A	N/A

Price Cap Tariff Review Plan
Verification of Recovered CMT Revenue

Total Jurisdiction
(a)

0
0

0
0

0

0

0

Agg.Rate 0

Agg.Rate
0

0 ok

0
0
0

LEC	FCC	Delta	Flag
-----	-----	-------	------

		0.00	*
		0.00	*
		0.00	*
		0.00	*
		0.00	*
		0.00	*

0	0	0	*
0	0	0	*
0	0	0	*
0 Agg.Rate		0	*
0 Agg.Rate		0	*
0	0	0	*
0	0	0	*
0	0	0	*
			*
			*

Price Cap Tariff Review Plan
 Calculation of EUCL Limits, PICC Rate and CCL Rates

Total Jurisdiction (a)	No Zone / Zone A (b)	Zone B (c)	Zone C (d)	Zone D (e)	Other Zone (f)
0	0	0	0	0	0
0	0	0	0	0	0
0	0	0	0	0	0
0	0	0	0	0	0
0	N/A	N/A	N/A	N/A	N/A
0	N/A	N/A	N/A	N/A	N/A
0	N/A	N/A	N/A	N/A	N/A
0	N/A	N/A	N/A	N/A	N/A
0	N/A	N/A	N/A	N/A	N/A
0	N/A	N/A	N/A	N/A	N/A
0	N/A	N/A	N/A	N/A	N/A
0	N/A	N/A	N/A	N/A	N/A
6.50	N/A	N/A	N/A	N/A	N/A
7.00	N/A	N/A	N/A	N/A	N/A
9.20	N/A	N/A	N/A	N/A	N/A
0.000000	N/A	N/A	N/A	N/A	N/A
0.000000	N/A	N/A	N/A	N/A	N/A
0.0000	N/A	N/A	N/A	N/A	N/A
0.000000	N/A	N/A	N/A	N/A	N/A

Price Cap Tariff Review Plan
Manual Input of EUCL Rates - No PICC or MOU Rates

Total Jurisdiction
(a)

0
0

0

6.50
7.00
9.20

0.00 ok
0.00 ok
0.00 ok

0
0
0
0

0 ok

Price Cap Tariff Review Plan
 Calculation of Minimum & Maximum EU Rates

Total Jurisdiction (a)	No Zone / Zone A (b)	Zone B (c)	Zone C (d)	Zone D (e)	Other Zone (f)
CAP2	N/A	N/A	N/A	N/A	N/A
CAP2	N/A	N/A	N/A	N/A	N/A
CAP2	N/A	N/A	N/A	N/A	N/A
CAP2	CAP2	CAP2	CAP2	CAP2	CAP2
N/A	CAP2	CAP2	CAP2	CAP2	CAP2
N/A	CAP2	CAP2	CAP2	CAP2	CAP2
CAP2	CAP2	CAP2	CAP2	CAP2	CAP2
CAP2	N/A	N/A	N/A	N/A	N/A
CAP2	N/A	N/A	N/A	N/A	N/A
CAP2	CAP2	CAP2	CAP2	CAP2	CAP2
CAP2	N/A	N/A	N/A	N/A	N/A
N/A	CAP2	CAP2	CAP2	CAP2	CAP2
CAP2	N/A	N/A	N/A	N/A	N/A
CAP2	N/A	N/A	N/A	N/A	N/A
CAP2	CAP2	CAP2	CAP2	CAP2	CAP2
CAP2	N/A	N/A	N/A	N/A	N/A
CAP2	N/A	N/A	N/A	N/A	N/A
CAP2	N/A	N/A	N/A	N/A	N/A
CAP2	N/A	N/A	N/A	N/A	N/A
CAP2	N/A	N/A	N/A	N/A	N/A
CAP2	N/A	N/A	N/A	N/A	N/A
N/A	CAP2	CAP2	CAP2	CAP2	CAP2
N/A	CAP2	CAP2	CAP2	CAP2	CAP2
N/A	CAP2	CAP2	CAP2	CAP2	CAP2
CAP2	CAP2	CAP2	CAP2	CAP2	CAP2
CAP2	CAP2	CAP2	CAP2	CAP2	CAP2
CAP2	CAP2	CAP2	CAP2	CAP2	CAP2
CAP2	CAP2	CAP2	CAP2	CAP2	CAP2
CAP2	N/A	N/A	N/A	N/A	N/A

Price Cap Tariff Review Plan
Allocation of Pool Revenues to MLB PICC & MLB EUCL

Total Jurisdiction (a)	No Zone / Zone A (b)	Zone B (c)	Zone C (d)	Zone D (e)	Other Zone (f)
No Pooling	N/A	N/A	N/A	N/A	N/A
No Pooling	N/A	N/A	N/A	N/A	N/A
No Pooling	N/A	N/A	N/A	N/A	N/A
No Pooling	N/A	N/A	N/A	N/A	N/A
No Pooling	N/A	N/A	N/A	N/A	N/A
No Pooling	N/A	N/A	N/A	N/A	N/A
No Pooling	N/A	N/A	N/A	N/A	N/A
No Pooling	N/A	N/A	N/A	N/A	N/A
No Pooling	N/A	N/A	N/A	N/A	N/A
No Pooling	N/A	N/A	N/A	N/A	N/A
No Pooling	N/A	N/A	N/A	N/A	N/A
No Pooling	N/A	N/A	N/A	N/A	N/A
No Pooling	N/A	N/A	N/A	N/A	N/A
No Pooling	N/A	N/A	N/A	N/A	N/A
No Pooling	N/A	N/A	N/A	N/A	N/A
No Pooling	N/A	N/A	N/A	N/A	N/A
No Pooling	N/A	N/A	N/A	N/A	N/A
No Pooling	No Pooling	No Pooling	No Pooling	No Pooling	No Pooling
N/A	No Pooling	No Pooling	No Pooling	No Pooling	No Pooling
No Pooling	No Pooling	No Pooling	No Pooling	No Pooling	No Pooling
No Pooling	No Pooling	No Pooling	No Pooling	No Pooling	No Pooling
N/A	No Pooling	No Pooling	No Pooling	No Pooling	No Pooling
No Pooling	No Pooling	No Pooling	No Pooling	No Pooling	No Pooling
No Pooling	N/A	N/A	N/A	N/A	N/A

Price Cap Tariff Review Plan
Verification of Recovered CMT Revenue

Total Jurisdiction
(a)

0
0

0
0

0

0

0

Agg.Rate 0

Agg.Rate

0

0 ok

0
0
0

LEC	FCC	Delta	Flag
-----	-----	-------	------

0.00	*
0.00	*
0.00	*
0.00	*
0.00	*
0.00	*

CAP2	No Deaveraging Allowed
CAP2	No Deaveraging Allowed
CAP2	No Deaveraging Allowed

N/A	No Deaveraging Allowed
N/A	No Deaveraging Allowed
N/A	No Deaveraging Allowed

N/A	No Deaveraging Allowed
N/A	No Deaveraging Allowed
N/A	No Deaveraging Allowed

N/A	No Deaveraging Allowed
N/A	No Deaveraging Allowed
N/A	No Deaveraging Allowed
N/A	No Deaveraging Allowed
N/A	No Deaveraging Allowed

0	0	0	*
0	0	0	*
0	0	0	*
0 Agg.Rate		0	*
0 Agg.Rate		0	*
0	0	0	*
0	0	0	*
0	0	0	*
			*
			*

Price Cap Tariff Review Plan
 Calculation of EUCL Limits, PICC Rate and CCL Rates

Total Jurisdiction (a)	No Zone / Zone A (b)	Zone B (c)	Zone C (d)	Zone D (e)	Other Zone * (f)
0	0	0	0	0	0
0	0	0	0	0	0
0	0	0	0	0	0
0	0	0	0	0	0
0	N/A	N/A	N/A	N/A	N/A
0	N/A	N/A	N/A	N/A	N/A
0	N/A	N/A	N/A	N/A	N/A
0	N/A	N/A	N/A	N/A	N/A
0	N/A	N/A	N/A	N/A	N/A
0	N/A	N/A	N/A	N/A	N/A
0	N/A	N/A	N/A	N/A	N/A
6.50	N/A	N/A	N/A	N/A	N/A
7.00	N/A	N/A	N/A	N/A	N/A
9.20	N/A	N/A	N/A	N/A	N/A
0.000000	N/A	N/A	N/A	N/A	N/A
0.000000	N/A	N/A	N/A	N/A	N/A
1.000000	N/A	N/A	N/A	N/A	N/A
0.000000	N/A	N/A	N/A	N/A	N/A

Price Cap Tariff Review Plan
Manual Input of EUCL Rates - No PICC or MOU Rates

Total Jurisdiction
(a)

0
0

0

0.00
0.00
0.00

0.00
0.00
0.00

0
0
0
0

0

Price Cap Tariff Review Plan
 Calculation of Minimum & Maximum EU Rates

Total Jurisdiction (a)	No Zone / Zone A (b)	Zone B (c)	Zone C (d)	Zone D (e)	Other Zone * (f)
CAP2	N/A	N/A	N/A	N/A	N/A
CAP2	N/A	N/A	N/A	N/A	N/A
CAP2	N/A	N/A	N/A	N/A	N/A
CAP2	CAP2	CAP2	CAP2	CAP2	CAP2
N/A	CAP2	CAP2	CAP2	CAP2	CAP2
N/A	CAP2	CAP2	CAP2	CAP2	CAP2
CAP2	CAP2	CAP2	CAP2	CAP2	CAP2
CAP2	N/A	N/A	N/A	N/A	N/A
CAP2	N/A	N/A	N/A	N/A	N/A
CAP2	CAP2	CAP2	CAP2	CAP2	CAP2
CAP2	N/A	N/A	N/A	N/A	N/A
N/A	CAP2	CAP2	CAP2	CAP2	CAP2
CAP2	N/A	N/A	N/A	N/A	N/A
CAP2	N/A	N/A	N/A	N/A	N/A
CAP2	CAP2	CAP2	CAP2	CAP2	CAP2
CAP2	N/A	N/A	N/A	N/A	N/A
CAP2	N/A	N/A	N/A	N/A	N/A
CAP2	N/A	N/A	N/A	N/A	N/A
CAP2	N/A	N/A	N/A	N/A	N/A
CAP2	N/A	N/A	N/A	N/A	N/A
CAP2	N/A	N/A	N/A	N/A	N/A
N/A	CAP2	CAP2	CAP2	CAP2	CAP2
N/A	CAP2	CAP2	CAP2	CAP2	CAP2
N/A	CAP2	CAP2	CAP2	CAP2	CAP2
CAP2	CAP2	CAP2	CAP2	CAP2	CAP2
CAP2	CAP2	CAP2	CAP2	CAP2	CAP2
CAP2	CAP2	CAP2	CAP2	CAP2	CAP2
CAP2	CAP2	CAP2	CAP2	CAP2	CAP2
CAP2	N/A	N/A	N/A	N/A	N/A

Price Cap Tariff Review Plan
Allocation of Pool Revenues to MLB PICC & MLB EUCL

Total Jurisdiction (a)	No Zone / Zone A (b)	Zone B (c)	Zone C (d)	Zone D (e)	Other Zone * (f)
No Pooling	N/A	N/A	N/A	N/A	N/A
No Pooling	N/A	N/A	N/A	N/A	N/A
No Pooling	N/A	N/A	N/A	N/A	N/A
No Pooling	N/A	N/A	N/A	N/A	N/A
No Pooling	N/A	N/A	N/A	N/A	N/A
No Pooling	N/A	N/A	N/A	N/A	N/A
No Pooling	N/A	N/A	N/A	N/A	N/A
No Pooling	N/A	N/A	N/A	N/A	N/A
No Pooling	N/A	N/A	N/A	N/A	N/A
No Pooling	N/A	N/A	N/A	N/A	N/A
No Pooling	N/A	N/A	N/A	N/A	N/A
No Pooling	N/A	N/A	N/A	N/A	N/A
No Pooling	N/A	N/A	N/A	N/A	N/A
No Pooling	N/A	N/A	N/A	N/A	N/A
No Pooling	N/A	N/A	N/A	N/A	N/A
No Pooling	No Pooling	No Pooling	No Pooling	No Pooling	No Pooling
N/A	No Pooling	No Pooling	No Pooling	No Pooling	No Pooling
No Pooling	No Pooling	No Pooling	No Pooling	No Pooling	No Pooling
No Pooling	No Pooling	No Pooling	No Pooling	No Pooling	No Pooling
N/A	No Pooling	No Pooling	No Pooling	No Pooling	No Pooling
No Pooling	No Pooling	No Pooling	No Pooling	No Pooling	No Pooling
No Pooling	N/A	N/A	N/A	N/A	N/A

Price Cap Tariff Review Plan
Verification of Recovered CMT Revenue

Total Jurisdiction
(a)

0
0

0
0

0

0

0

0
0

0

0

0

0
0
0

Price Cap Tariff Review Plan
 Calculation of EUCL Limits, PICC Rate and CCL Rates

Total Jurisdiction (a)	No Zone / Zone A (b)	Zone B (c)	Zone C (d)	Zone D (e)	Other Zone * (f)
0	0	0	0	0	0
0	0	0	0	0	0
0	0	0	0	0	0
0	0	0	0	0	0
0	N/A	N/A	N/A	N/A	N/A
0	N/A	N/A	N/A	N/A	N/A
0	N/A	N/A	N/A	N/A	N/A
0	N/A	N/A	N/A	N/A	N/A
0	N/A	N/A	N/A	N/A	N/A
0	N/A	N/A	N/A	N/A	N/A
0	N/A	N/A	N/A	N/A	N/A
6.50	N/A	N/A	N/A	N/A	N/A
7.00	N/A	N/A	N/A	N/A	N/A
9.20	N/A	N/A	N/A	N/A	N/A
0.000000	N/A	N/A	N/A	N/A	N/A
0.000000	N/A	N/A	N/A	N/A	N/A
0.000000	N/A	N/A	N/A	N/A	N/A
0.000000	N/A	N/A	N/A	N/A	N/A

Price Cap Tariff Review Plan
Manual Input of EUCL Rates - No PICC or MOU Rates

Total Jurisdiction
(a)

0
0

0

0.00
0.00
0.00

0.00
0.00
0.00

0
0
0
0

0

Price Cap Tariff Review Plan
 Calculation of Minimum & Maximum EU Rates

	Total Jurisdiction (a)	No Zone / Zone A (b)	Zone B (c)	Zone C (d)	Zone D (e)	Other Zone * (f)
	0	N/A	N/A	N/A	N/A	N/A
	0	N/A	N/A	N/A	N/A	N/A
	0	N/A	N/A	N/A	N/A	N/A
	0	0	0	0	0	0
N/A		0.00	0.00	0.00	0.00	0.00
N/A		0.00	0.00	0.00	0.00	0.00
	0	0	0	0	0	0
	0	N/A	N/A	N/A	N/A	N/A
	0	N/A	N/A	N/A	N/A	N/A
	0	0	0	0	0	0
	0	N/A	N/A	N/A	N/A	N/A
N/A		0	0	0	0	0
	0	N/A	N/A	N/A	N/A	N/A
	0	N/A	N/A	N/A	N/A	N/A
	0	N/A	N/A	N/A	N/A	N/A
	0	0	0	0	0	0
	0	N/A	N/A	N/A	N/A	N/A
	0	N/A	N/A	N/A	N/A	N/A
	0	N/A	N/A	N/A	N/A	N/A
	0	N/A	N/A	N/A	N/A	N/A
N/A		0.00	0.00	0.00	0.00	0.00
N/A		0.00	0.00	0.00	0.00	0.00
N/A		0.00	0.00	0.00	0.00	0.00
	0	0	0	0	0	0
	0	0	0	0	0	0
	0	0	0	0	0	0
	0	0	0	0	0	0
	0	N/A	N/A	N/A	N/A	N/A

Price Cap Tariff Review Plan
 Allocation of Pool Revenues to MLB PICC & MLB EUCL

Total Jurisdiction (a)	No Zone / Zone A (b)	Zone B (c)	Zone C (d)	Zone D (e)	Other Zone * (f)
No Pooling	N/A	N/A	N/A	N/A	N/A
No Pooling	N/A	N/A	N/A	N/A	N/A
No Pooling	N/A	N/A	N/A	N/A	N/A
No Pooling	N/A	N/A	N/A	N/A	N/A
No Pooling	N/A	N/A	N/A	N/A	N/A
No Pooling	N/A	N/A	N/A	N/A	N/A
No Pooling	N/A	N/A	N/A	N/A	N/A
No Pooling	N/A	N/A	N/A	N/A	N/A
No Pooling	N/A	N/A	N/A	N/A	N/A
No Pooling	N/A	N/A	N/A	N/A	N/A
No Pooling	N/A	N/A	N/A	N/A	N/A
No Pooling	N/A	N/A	N/A	N/A	N/A
No Pooling	N/A	N/A	N/A	N/A	N/A
No Pooling	N/A	N/A	N/A	N/A	N/A
No Pooling	N/A	N/A	N/A	N/A	N/A
No Pooling	No Pooling	No Pooling	No Pooling	No Pooling	No Pooling
N/A	No Pooling	No Pooling	No Pooling	No Pooling	No Pooling
No Pooling	No Pooling	No Pooling	No Pooling	No Pooling	No Pooling
No Pooling	No Pooling	No Pooling	No Pooling	No Pooling	No Pooling
N/A	No Pooling	No Pooling	No Pooling	No Pooling	No Pooling
No Pooling	No Pooling	No Pooling	No Pooling	No Pooling	No Pooling
No Pooling	N/A	N/A	N/A	N/A	N/A

Price Cap Tariff Review Plan
Verification of Recovered CMT Revenue

Total Jurisdiction
(a)

0
0

0
0

0

0

0

0
0

0

0

0

0
0
0

Price Cap Tariff Review Plan
Manual Input of EUCL Rates - No PICC or MOU Rates

Total Jurisdiction
(a)

ok
ok
ok

Price Cap Tariff Review Plan
 Calculation of Minimum & Maximum EU Rates

Total Jurisdiction (a)	No Zone / Zone A (b)	Zone B (c)	Zone C (d)	Zone D (e)	Other Zone (f)
	N/A	N/A	N/A	N/A	N/A
	N/A	N/A	N/A	N/A	N/A
	N/A	N/A	N/A	N/A	N/A
N/A					
N/A					
	N/A	N/A	N/A	N/A	N/A
	N/A	N/A	N/A	N/A	N/A
	N/A	N/A	N/A	N/A	N/A
N/A					
	N/A	N/A	N/A	N/A	N/A
	N/A	N/A	N/A	N/A	N/A
	N/A	N/A	N/A	N/A	N/A
	N/A	N/A	N/A	N/A	N/A
	N/A	N/A	N/A	N/A	N/A
N/A					
N/A					
N/A					
	N/A	N/A	N/A	N/A	N/A

Price Cap Tariff Review Plan
Allocation of Pool Revenues to MLB PICC & MLB EUCL

Total Jurisdiction (a)	No Zone / Zone A (b)	Zone B (c)	Zone C (d)	Zone D (e)	Other Zone (f)
	N/A	N/A	N/A	N/A	N/A
	N/A	N/A	N/A	N/A	N/A
	N/A	N/A	N/A	N/A	N/A
	N/A	N/A	N/A	N/A	N/A
	N/A	N/A	N/A	N/A	N/A
	N/A	N/A	N/A	N/A	N/A
	N/A	N/A	N/A	N/A	N/A
	N/A	N/A	N/A	N/A	N/A
	N/A	N/A	N/A	N/A	N/A
	N/A	N/A	N/A	N/A	N/A
	N/A	N/A	N/A	N/A	N/A
	N/A	N/A	N/A	N/A	N/A
	N/A	N/A	N/A	N/A	N/A
N/A					
N/A					
	N/A	N/A	N/A	N/A	N/A

Price Cap Tariff Review Plan
Verification of Recovered CMT Revenue

Total Jurisdiction
(a)

0
0

0
0

0

0

0

0
Agg.Rate

0
Agg.Rate

0 ok

0
0
0

LEC	FCC	Delta	Flag
-----	-----	-------	------

		0.00	*
		0.00	*
		0.00	*
		0.00	*
		0.00	*
		0.00	*

0	0	0	*
0	0	0	*
0	0	0	*
0 Agg.Rate		0	*
0 Agg.Rate		0	*
0	0	0	*
0	0	0	*
0	0	0	*
			*
			*

Price Cap Tariff Review Plan
 Calculation of EUCL Limits, PICC Rate and CCL Rates

Total Jurisdiction (a)	No Zone / Zone A (b)	Zone B (c)	Zone C (d)	Zone D (e)	Other Zone (f)
0	0	0	0	0	0
0	0	0	0	0	0
0	0	0	0	0	0
0	0	0	0	0	0
0	N/A	N/A	N/A	N/A	N/A
0	N/A	N/A	N/A	N/A	N/A
0	N/A	N/A	N/A	N/A	N/A
0	N/A	N/A	N/A	N/A	N/A
0	N/A	N/A	N/A	N/A	N/A
0	N/A	N/A	N/A	N/A	N/A
0	N/A	N/A	N/A	N/A	N/A
6.50	N/A	N/A	N/A	N/A	N/A
7.00	N/A	N/A	N/A	N/A	N/A
9.20	N/A	N/A	N/A	N/A	N/A
0.000000	N/A	N/A	N/A	N/A	N/A
0.000000	N/A	N/A	N/A	N/A	N/A
0.0000	N/A	N/A	N/A	N/A	N/A
0.000000	N/A	N/A	N/A	N/A	N/A

Price Cap Tariff Review Plan
Manual Input of EUCL Rates - No PICC or MOU Rates

Total Jurisdiction
(a)

0
0

0

6.50
7.00
9.20

0.00 ok
0.00 ok
0.00 ok

0
0
0
0

0 ok

Price Cap Tariff Review Plan
 Calculation of Minimum & Maximum EU Rates

Total Jurisdiction (a)	No Zone / Zone A (b)	Zone B (c)	Zone C (d)	Zone D (e)	Other Zone (f)
CAP2	N/A	N/A	N/A	N/A	N/A
CAP2	N/A	N/A	N/A	N/A	N/A
CAP2	N/A	N/A	N/A	N/A	N/A
CAP2	CAP2	CAP2	CAP2	CAP2	CAP2
N/A	CAP2	CAP2	CAP2	CAP2	CAP2
N/A	CAP2	CAP2	CAP2	CAP2	CAP2
CAP2	CAP2	CAP2	CAP2	CAP2	CAP2
CAP2	N/A	N/A	N/A	N/A	N/A
CAP2	N/A	N/A	N/A	N/A	N/A
CAP2	CAP2	CAP2	CAP2	CAP2	CAP2
CAP2	N/A	N/A	N/A	N/A	N/A
N/A	CAP2	CAP2	CAP2	CAP2	CAP2
CAP2	N/A	N/A	N/A	N/A	N/A
CAP2	N/A	N/A	N/A	N/A	N/A
CAP2	CAP2	CAP2	CAP2	CAP2	CAP2
CAP2	N/A	N/A	N/A	N/A	N/A
CAP2	N/A	N/A	N/A	N/A	N/A
CAP2	N/A	N/A	N/A	N/A	N/A
CAP2	N/A	N/A	N/A	N/A	N/A
CAP2	N/A	N/A	N/A	N/A	N/A
N/A	CAP2	CAP2	CAP2	CAP2	CAP2
N/A	CAP2	CAP2	CAP2	CAP2	CAP2
N/A	CAP2	CAP2	CAP2	CAP2	CAP2
CAP2	CAP2	CAP2	CAP2	CAP2	CAP2
CAP2	CAP2	CAP2	CAP2	CAP2	CAP2
CAP2	CAP2	CAP2	CAP2	CAP2	CAP2
CAP2	CAP2	CAP2	CAP2	CAP2	CAP2
CAP2	N/A	N/A	N/A	N/A	N/A

Price Cap Tariff Review Plan
Verification of Recovered CMT Revenue

Total Jurisdiction
(a)

0
0

0
0

0

0

0

Agg.Rate 0

Agg.Rate
0

0 ok

0
0
0

LEC	FCC	Delta	Flag
-----	-----	-------	------

0.00	*
0.00	*
0.00	*
0.00	*
0.00	*
0.00	*

CAP2	No Deaveraging Allowed
CAP2	No Deaveraging Allowed
CAP2	No Deaveraging Allowed

N/A	No Deaveraging Allowed
N/A	No Deaveraging Allowed
N/A	No Deaveraging Allowed

N/A	No Deaveraging Allowed
N/A	No Deaveraging Allowed
N/A	No Deaveraging Allowed

N/A	No Deaveraging Allowed
N/A	No Deaveraging Allowed
N/A	No Deaveraging Allowed
N/A	No Deaveraging Allowed
N/A	No Deaveraging Allowed

0	0	0	*
0	0	0	*
0	0	0	*
0 Agg.Rate		0	*
0 Agg.Rate		0	*
0	0	0	*
0	0	0	*
0	0	0	*
			*
			*

Price Cap Tariff Review Plan
 Calculation of EUCL Limits, PICC Rate and CCL Rates

Total Jurisdiction (a)	No Zone / Zone A (b)	Zone B (c)	Zone C (d)	Zone D (e)	Other Zone * (f)
0	0	0	0	0	0
0	0	0	0	0	0
0	0	0	0	0	0
0	0	0	0	0	0
0	N/A	N/A	N/A	N/A	N/A
0	N/A	N/A	N/A	N/A	N/A
0	N/A	N/A	N/A	N/A	N/A
0	N/A	N/A	N/A	N/A	N/A
0	N/A	N/A	N/A	N/A	N/A
0	N/A	N/A	N/A	N/A	N/A
0	N/A	N/A	N/A	N/A	N/A
6.50	N/A	N/A	N/A	N/A	N/A
7.00	N/A	N/A	N/A	N/A	N/A
9.20	N/A	N/A	N/A	N/A	N/A
0.000000	N/A	N/A	N/A	N/A	N/A
0.000000	N/A	N/A	N/A	N/A	N/A
1.000000	N/A	N/A	N/A	N/A	N/A
0.000000	N/A	N/A	N/A	N/A	N/A

Price Cap Tariff Review Plan
Manual Input of EUCL Rates - No PICC or MOU Rates

Total Jurisdiction
(a)

0
0

0

0.00
0.00
0.00

0.00
0.00
0.00

0
0
0
0

0

Price Cap Tariff Review Plan
 Calculation of Minimum & Maximum EU Rates

Total Jurisdiction (a)	No Zone / Zone A (b)	Zone B (c)	Zone C (d)	Zone D (e)	Other Zone * (f)
CAP2	N/A	N/A	N/A	N/A	N/A
CAP2	N/A	N/A	N/A	N/A	N/A
CAP2	N/A	N/A	N/A	N/A	N/A
CAP2	CAP2	CAP2	CAP2	CAP2	CAP2
N/A	CAP2	CAP2	CAP2	CAP2	CAP2
N/A	CAP2	CAP2	CAP2	CAP2	CAP2
CAP2	CAP2	CAP2	CAP2	CAP2	CAP2
CAP2	N/A	N/A	N/A	N/A	N/A
CAP2	N/A	N/A	N/A	N/A	N/A
CAP2	CAP2	CAP2	CAP2	CAP2	CAP2
CAP2	N/A	N/A	N/A	N/A	N/A
N/A	CAP2	CAP2	CAP2	CAP2	CAP2
CAP2	N/A	N/A	N/A	N/A	N/A
CAP2	N/A	N/A	N/A	N/A	N/A
CAP2	CAP2	CAP2	CAP2	CAP2	CAP2
CAP2	N/A	N/A	N/A	N/A	N/A
CAP2	N/A	N/A	N/A	N/A	N/A
CAP2	N/A	N/A	N/A	N/A	N/A
CAP2	N/A	N/A	N/A	N/A	N/A
CAP2	N/A	N/A	N/A	N/A	N/A
N/A	CAP2	CAP2	CAP2	CAP2	CAP2
N/A	CAP2	CAP2	CAP2	CAP2	CAP2
N/A	CAP2	CAP2	CAP2	CAP2	CAP2
CAP2	CAP2	CAP2	CAP2	CAP2	CAP2
CAP2	CAP2	CAP2	CAP2	CAP2	CAP2
CAP2	CAP2	CAP2	CAP2	CAP2	CAP2
CAP2	CAP2	CAP2	CAP2	CAP2	CAP2
CAP2	N/A	N/A	N/A	N/A	N/A

Price Cap Tariff Review Plan
 Allocation of Pool Revenues to MLB PICC & MLB EUCL

Total Jurisdiction (a)	No Zone / Zone A (b)	Zone B (c)	Zone C (d)	Zone D (e)	Other Zone * (f)
No Pooling	N/A	N/A	N/A	N/A	N/A
No Pooling	N/A	N/A	N/A	N/A	N/A
No Pooling	N/A	N/A	N/A	N/A	N/A
No Pooling	N/A	N/A	N/A	N/A	N/A
No Pooling	N/A	N/A	N/A	N/A	N/A
No Pooling	N/A	N/A	N/A	N/A	N/A
No Pooling	N/A	N/A	N/A	N/A	N/A
No Pooling	N/A	N/A	N/A	N/A	N/A
No Pooling	N/A	N/A	N/A	N/A	N/A
No Pooling	N/A	N/A	N/A	N/A	N/A
No Pooling	N/A	N/A	N/A	N/A	N/A
No Pooling	N/A	N/A	N/A	N/A	N/A
No Pooling	N/A	N/A	N/A	N/A	N/A
No Pooling	N/A	N/A	N/A	N/A	N/A
No Pooling	N/A	N/A	N/A	N/A	N/A
No Pooling	N/A	N/A	N/A	N/A	N/A
No Pooling	N/A	N/A	N/A	N/A	N/A
No Pooling	N/A	N/A	N/A	N/A	N/A
No Pooling	No Pooling	No Pooling	No Pooling	No Pooling	No Pooling
N/A	No Pooling	No Pooling	No Pooling	No Pooling	No Pooling
No Pooling	No Pooling	No Pooling	No Pooling	No Pooling	No Pooling
No Pooling	No Pooling	No Pooling	No Pooling	No Pooling	No Pooling
N/A	No Pooling	No Pooling	No Pooling	No Pooling	No Pooling
No Pooling	No Pooling	No Pooling	No Pooling	No Pooling	No Pooling
No Pooling	N/A	N/A	N/A	N/A	N/A

Price Cap Tariff Review Plan
Verification of Recovered CMT Revenue

Total Jurisdiction
(a)

0
0

0
0

0

0

0

0
0

0

0

0

0
0
0

Price Cap Tariff Review Plan
 Calculation of EUCL Limits, PICC Rate and CCL Rates

Total Jurisdiction (a)	No Zone / Zone A (b)	Zone B (c)	Zone C (d)	Zone D (e)	Other Zone * (f)
0	0	0	0	0	0
0	0	0	0	0	0
0	0	0	0	0	0
0	0	0	0	0	0
0	N/A	N/A	N/A	N/A	N/A
0	N/A	N/A	N/A	N/A	N/A
0	N/A	N/A	N/A	N/A	N/A
0	N/A	N/A	N/A	N/A	N/A
0	N/A	N/A	N/A	N/A	N/A
0	N/A	N/A	N/A	N/A	N/A
0	N/A	N/A	N/A	N/A	N/A
6.50	N/A	N/A	N/A	N/A	N/A
7.00	N/A	N/A	N/A	N/A	N/A
9.20	N/A	N/A	N/A	N/A	N/A
0.000000	N/A	N/A	N/A	N/A	N/A
0.000000	N/A	N/A	N/A	N/A	N/A
0.000000	N/A	N/A	N/A	N/A	N/A
0.000000	N/A	N/A	N/A	N/A	N/A

Price Cap Tariff Review Plan
Manual Input of EUCL Rates - No PICC or MOU Rates

Total Jurisdiction
(a)

0
0

0

0.00
0.00
0.00

0.00
0.00
0.00

0
0
0
0

0

Price Cap Tariff Review Plan
 Calculation of Minimum & Maximum EU Rates

	Total Jurisdiction (a)	No Zone / Zone A (b)	Zone B (c)	Zone C (d)	Zone D (e)	Other Zone * (f)
	0	N/A	N/A	N/A	N/A	N/A
	0	N/A	N/A	N/A	N/A	N/A
	0	N/A	N/A	N/A	N/A	N/A
	0	0	0	0	0	0
N/A		0.00	0.00	0.00	0.00	0.00
N/A		0.00	0.00	0.00	0.00	0.00
	0	0	0	0	0	0
	0	N/A	N/A	N/A	N/A	N/A
	0	N/A	N/A	N/A	N/A	N/A
	0	0	0	0	0	0
	0	N/A	N/A	N/A	N/A	N/A
N/A		0	0	0	0	0
	0	N/A	N/A	N/A	N/A	N/A
	0	N/A	N/A	N/A	N/A	N/A
	0	N/A	N/A	N/A	N/A	N/A
	0	0	0	0	0	0
	0	N/A	N/A	N/A	N/A	N/A
	0	N/A	N/A	N/A	N/A	N/A
	0	N/A	N/A	N/A	N/A	N/A
	0	N/A	N/A	N/A	N/A	N/A
N/A		0.00	0.00	0.00	0.00	0.00
N/A		0.00	0.00	0.00	0.00	0.00
N/A		0.00	0.00	0.00	0.00	0.00
	0	0	0	0	0	0
	0	0	0	0	0	0
	0	0	0	0	0	0
	0	0	0	0	0	0
	0	N/A	N/A	N/A	N/A	N/A

Price Cap Tariff Review Plan
Allocation of Pool Revenues to MLB PICC & MLB EUCL

Total Jurisdiction (a)	No Zone / Zone A (b)	Zone B (c)	Zone C (d)	Zone D (e)	Other Zone * (f)
No Pooling	N/A	N/A	N/A	N/A	N/A
No Pooling	N/A	N/A	N/A	N/A	N/A
No Pooling	N/A	N/A	N/A	N/A	N/A
No Pooling	N/A	N/A	N/A	N/A	N/A
No Pooling	N/A	N/A	N/A	N/A	N/A
No Pooling	N/A	N/A	N/A	N/A	N/A
No Pooling	N/A	N/A	N/A	N/A	N/A
No Pooling	N/A	N/A	N/A	N/A	N/A
No Pooling	N/A	N/A	N/A	N/A	N/A
No Pooling	N/A	N/A	N/A	N/A	N/A
No Pooling	N/A	N/A	N/A	N/A	N/A
No Pooling	N/A	N/A	N/A	N/A	N/A
No Pooling	N/A	N/A	N/A	N/A	N/A
No Pooling	N/A	N/A	N/A	N/A	N/A
No Pooling	N/A	N/A	N/A	N/A	N/A
No Pooling	N/A	N/A	N/A	N/A	N/A
No Pooling	No Pooling	No Pooling	No Pooling	No Pooling	No Pooling
N/A	No Pooling	No Pooling	No Pooling	No Pooling	No Pooling
No Pooling	No Pooling	No Pooling	No Pooling	No Pooling	No Pooling
No Pooling	No Pooling	No Pooling	No Pooling	No Pooling	No Pooling
N/A	No Pooling	No Pooling	No Pooling	No Pooling	No Pooling
No Pooling	No Pooling	No Pooling	No Pooling	No Pooling	No Pooling
No Pooling	N/A	N/A	N/A	N/A	N/A

Price Cap Tariff Review Plan
Verification of Recovered CMT Revenue

Total Jurisdiction
(a)

0
0

0
0

0

0

0

0
0

0

0

0

0
0
0

Price Cap Tariff Review Plan
 Calculation of EUCL Limits, PICC Rate and CCL Rates

Total Jurisdiction (a)	No Zone / Zone A (b)	Zone B (c)	Zone C (d)	Zone D (e)	Other Zone (f)
0	0	0	0	0	0
0	0	0	0	0	0
0	0	0	0	0	0
0	0	0	0	0	0
0	N/A	N/A	N/A	N/A	N/A
0	N/A	N/A	N/A	N/A	N/A
0	N/A	N/A	N/A	N/A	N/A
0	N/A	N/A	N/A	N/A	N/A
0	N/A	N/A	N/A	N/A	N/A
0	N/A	N/A	N/A	N/A	N/A
0	N/A	N/A	N/A	N/A	N/A
0	N/A	N/A	N/A	N/A	N/A
6.50	N/A	N/A	N/A	N/A	N/A
7.00	N/A	N/A	N/A	N/A	N/A
9.20	N/A	N/A	N/A	N/A	N/A
0.000000	N/A	N/A	N/A	N/A	N/A
0.000000	N/A	N/A	N/A	N/A	N/A
0.000000	N/A	N/A	N/A	N/A	N/A
0.000000	N/A	N/A	N/A	N/A	N/A

Price Cap Tariff Review Plan
Manual Input of EUCL Rates - No PICC or MOU Rates

Total Jurisdiction
(a)

ok
ok
ok

Price Cap Tariff Review Plan
 Calculation of Minimum & Maximum EU Rates

Total Jurisdiction (a)	No Zone / Zone A (b)	Zone B (c)	Zone C (d)	Zone D (e)	Other Zone (f)
	N/A	N/A	N/A	N/A	N/A
	N/A	N/A	N/A	N/A	N/A
	N/A	N/A	N/A	N/A	N/A
N/A					
N/A					
	N/A	N/A	N/A	N/A	N/A
	N/A	N/A	N/A	N/A	N/A
	N/A	N/A	N/A	N/A	N/A
N/A					
	N/A	N/A	N/A	N/A	N/A
	N/A	N/A	N/A	N/A	N/A
	N/A	N/A	N/A	N/A	N/A
	N/A	N/A	N/A	N/A	N/A
	N/A	N/A	N/A	N/A	N/A
N/A					
N/A					
N/A					
	N/A	N/A	N/A	N/A	N/A

Price Cap Tariff Review Plan
Verification of Recovered CMT Revenue

Total Jurisdiction
(a)

0
0

0
0

0

0

0

Agg.Rate 0

Agg.Rate

0

0 ok

0

0

0

LEC	FCC	Delta	Flag
-----	-----	-------	------

		0.00	*
		0.00	*
		0.00	*
		0.00	*
		0.00	*
		0.00	*

0	0	0	*
0	0	0	*
0	0	0	*
0 Agg.Rate		0	*
0 Agg.Rate		0	*
0	0	0	*
0	0	0	*
0	0	0	*
			*
			*

Price Cap Tariff Review Plan
 Calculation of EUCL Limits, PICC Rate and CCL Rates

Total Jurisdiction (a)	No Zone / Zone A (b)	Zone B (c)	Zone C (d)	Zone D (e)	Other Zone (f)
0	0	0	0	0	0
0	0	0	0	0	0
0	0	0	0	0	0
0	0	0	0	0	0
0	N/A	N/A	N/A	N/A	N/A
0	N/A	N/A	N/A	N/A	N/A
0	N/A	N/A	N/A	N/A	N/A
0	N/A	N/A	N/A	N/A	N/A
0	N/A	N/A	N/A	N/A	N/A
0	N/A	N/A	N/A	N/A	N/A
0	N/A	N/A	N/A	N/A	N/A
0	N/A	N/A	N/A	N/A	N/A
6.50	N/A	N/A	N/A	N/A	N/A
7.00	N/A	N/A	N/A	N/A	N/A
9.20	N/A	N/A	N/A	N/A	N/A
0.000000	N/A	N/A	N/A	N/A	N/A
0.000000	N/A	N/A	N/A	N/A	N/A
0.0000	N/A	N/A	N/A	N/A	N/A
0.000000	N/A	N/A	N/A	N/A	N/A

Price Cap Tariff Review Plan
Manual Input of EUCL Rates - No PICC or MOU Rates

Total Jurisdiction
(a)

0
0

0

6.50
7.00
9.20

0.00 ok
0.00 ok
0.00 ok

0
0
0
0

0 ok

Price Cap Tariff Review Plan
 Calculation of Minimum & Maximum EU Rates

Total Jurisdiction (a)	No Zone / Zone A (b)	Zone B (c)	Zone C (d)	Zone D (e)	Other Zone (f)
CAP2	N/A	N/A	N/A	N/A	N/A
CAP2	N/A	N/A	N/A	N/A	N/A
CAP2	N/A	N/A	N/A	N/A	N/A
CAP2	CAP2	CAP2	CAP2	CAP2	CAP2
N/A	CAP2	CAP2	CAP2	CAP2	CAP2
N/A	CAP2	CAP2	CAP2	CAP2	CAP2
CAP2	CAP2	CAP2	CAP2	CAP2	CAP2
CAP2	N/A	N/A	N/A	N/A	N/A
CAP2	N/A	N/A	N/A	N/A	N/A
CAP2	CAP2	CAP2	CAP2	CAP2	CAP2
CAP2	N/A	N/A	N/A	N/A	N/A
N/A	CAP2	CAP2	CAP2	CAP2	CAP2
CAP2	N/A	N/A	N/A	N/A	N/A
CAP2	N/A	N/A	N/A	N/A	N/A
CAP2	CAP2	CAP2	CAP2	CAP2	CAP2
CAP2	N/A	N/A	N/A	N/A	N/A
CAP2	N/A	N/A	N/A	N/A	N/A
CAP2	N/A	N/A	N/A	N/A	N/A
CAP2	N/A	N/A	N/A	N/A	N/A
N/A	CAP2	CAP2	CAP2	CAP2	CAP2
N/A	CAP2	CAP2	CAP2	CAP2	CAP2
N/A	CAP2	CAP2	CAP2	CAP2	CAP2
CAP2	CAP2	CAP2	CAP2	CAP2	CAP2
CAP2	CAP2	CAP2	CAP2	CAP2	CAP2
CAP2	CAP2	CAP2	CAP2	CAP2	CAP2
CAP2	CAP2	CAP2	CAP2	CAP2	CAP2
CAP2	N/A	N/A	N/A	N/A	N/A

Price Cap Tariff Review Plan
Allocation of Pool Revenues to MLB PICC & MLB EUCL

Total Jurisdiction (a)	No Zone / Zone A (b)	Zone B (c)	Zone C (d)	Zone D (e)	Other Zone (f)
No Pooling	N/A	N/A	N/A	N/A	N/A
No Pooling	N/A	N/A	N/A	N/A	N/A
No Pooling	N/A	N/A	N/A	N/A	N/A
No Pooling	N/A	N/A	N/A	N/A	N/A
No Pooling	N/A	N/A	N/A	N/A	N/A
No Pooling	N/A	N/A	N/A	N/A	N/A
No Pooling	N/A	N/A	N/A	N/A	N/A
No Pooling	N/A	N/A	N/A	N/A	N/A
No Pooling	N/A	N/A	N/A	N/A	N/A
No Pooling	N/A	N/A	N/A	N/A	N/A
No Pooling	N/A	N/A	N/A	N/A	N/A
No Pooling	N/A	N/A	N/A	N/A	N/A
No Pooling	N/A	N/A	N/A	N/A	N/A
No Pooling	N/A	N/A	N/A	N/A	N/A
No Pooling	N/A	N/A	N/A	N/A	N/A
No Pooling	N/A	N/A	N/A	N/A	N/A
No Pooling	No Pooling	No Pooling	No Pooling	No Pooling	No Pooling
N/A	No Pooling	No Pooling	No Pooling	No Pooling	No Pooling
No Pooling	No Pooling	No Pooling	No Pooling	No Pooling	No Pooling
No Pooling	No Pooling	No Pooling	No Pooling	No Pooling	No Pooling
N/A	No Pooling	No Pooling	No Pooling	No Pooling	No Pooling
No Pooling	No Pooling	No Pooling	No Pooling	No Pooling	No Pooling
No Pooling	N/A	N/A	N/A	N/A	N/A

Price Cap Tariff Review Plan
Verification of Recovered CMT Revenue

Total Jurisdiction
(a)

0
0

0
0

0

0

0

Agg.Rate 0

Agg.Rate

0

0 ok

0
0
0

LEC	FCC	Delta	Flag
-----	-----	-------	------

0.00	*
0.00	*
0.00	*
0.00	*
0.00	*
0.00	*

CAP2	No Deaveraging Allowed
CAP2	No Deaveraging Allowed
CAP2	No Deaveraging Allowed

N/A	No Deaveraging Allowed
N/A	No Deaveraging Allowed
N/A	No Deaveraging Allowed

N/A	No Deaveraging Allowed
N/A	No Deaveraging Allowed
N/A	No Deaveraging Allowed

N/A	No Deaveraging Allowed
N/A	No Deaveraging Allowed
N/A	No Deaveraging Allowed
N/A	No Deaveraging Allowed
N/A	No Deaveraging Allowed

0	0	0	*
0	0	0	*
0	0	0	*
0 Agg.Rate		0	*
0 Agg.Rate		0	*
0	0	0	*
0	0	0	*
0	0	0	*
			*
			*

Price Cap Tariff Review Plan
 Calculation of EUCL Limits, PICC Rate and CCL Rates

Total Jurisdiction (a)	No Zone / Zone A (b)	Zone B (c)	Zone C (d)	Zone D (e)	Other Zone * (f)
0	0	0	0	0	0
0	0	0	0	0	0
0	0	0	0	0	0
0	0	0	0	0	0
0	N/A	N/A	N/A	N/A	N/A
0	N/A	N/A	N/A	N/A	N/A
0	N/A	N/A	N/A	N/A	N/A
0	N/A	N/A	N/A	N/A	N/A
0	N/A	N/A	N/A	N/A	N/A
0	N/A	N/A	N/A	N/A	N/A
0	N/A	N/A	N/A	N/A	N/A
6.50	N/A	N/A	N/A	N/A	N/A
7.00	N/A	N/A	N/A	N/A	N/A
9.20	N/A	N/A	N/A	N/A	N/A
0.000000	N/A	N/A	N/A	N/A	N/A
0.000000	N/A	N/A	N/A	N/A	N/A
1.000000	N/A	N/A	N/A	N/A	N/A
0.000000	N/A	N/A	N/A	N/A	N/A

Price Cap Tariff Review Plan
Manual Input of EUCL Rates - No PICC or MOU Rates

Total Jurisdiction
(a)

0
0

0

0.00
0.00
0.00

0.00
0.00
0.00

0
0
0
0

0

Price Cap Tariff Review Plan
 Calculation of Minimum & Maximum EU Rates

Total Jurisdiction (a)	No Zone / Zone A (b)	Zone B (c)	Zone C (d)	Zone D (e)	Other Zone * (f)
CAP2	N/A	N/A	N/A	N/A	N/A
CAP2	N/A	N/A	N/A	N/A	N/A
CAP2	N/A	N/A	N/A	N/A	N/A
CAP2	CAP2	CAP2	CAP2	CAP2	CAP2
N/A	CAP2	CAP2	CAP2	CAP2	CAP2
N/A	CAP2	CAP2	CAP2	CAP2	CAP2
CAP2	CAP2	CAP2	CAP2	CAP2	CAP2
CAP2	N/A	N/A	N/A	N/A	N/A
CAP2	N/A	N/A	N/A	N/A	N/A
CAP2	CAP2	CAP2	CAP2	CAP2	CAP2
CAP2	N/A	N/A	N/A	N/A	N/A
N/A	CAP2	CAP2	CAP2	CAP2	CAP2
CAP2	N/A	N/A	N/A	N/A	N/A
CAP2	N/A	N/A	N/A	N/A	N/A
CAP2	CAP2	CAP2	CAP2	CAP2	CAP2
CAP2	N/A	N/A	N/A	N/A	N/A
CAP2	N/A	N/A	N/A	N/A	N/A
CAP2	N/A	N/A	N/A	N/A	N/A
CAP2	N/A	N/A	N/A	N/A	N/A
CAP2	N/A	N/A	N/A	N/A	N/A
CAP2	N/A	N/A	N/A	N/A	N/A
N/A	CAP2	CAP2	CAP2	CAP2	CAP2
N/A	CAP2	CAP2	CAP2	CAP2	CAP2
N/A	CAP2	CAP2	CAP2	CAP2	CAP2
CAP2	CAP2	CAP2	CAP2	CAP2	CAP2
CAP2	CAP2	CAP2	CAP2	CAP2	CAP2
CAP2	CAP2	CAP2	CAP2	CAP2	CAP2
CAP2	CAP2	CAP2	CAP2	CAP2	CAP2
CAP2	N/A	N/A	N/A	N/A	N/A

Price Cap Tariff Review Plan
Allocation of Pool Revenues to MLB PICC & MLB EUCL

Total Jurisdiction (a)	No Zone / Zone A (b)	Zone B (c)	Zone C (d)	Zone D (e)	Other Zone * (f)
No Pooling	N/A	N/A	N/A	N/A	N/A
No Pooling	N/A	N/A	N/A	N/A	N/A
No Pooling	N/A	N/A	N/A	N/A	N/A
No Pooling	N/A	N/A	N/A	N/A	N/A
No Pooling	N/A	N/A	N/A	N/A	N/A
No Pooling	N/A	N/A	N/A	N/A	N/A
No Pooling	N/A	N/A	N/A	N/A	N/A
No Pooling	N/A	N/A	N/A	N/A	N/A
No Pooling	N/A	N/A	N/A	N/A	N/A
No Pooling	N/A	N/A	N/A	N/A	N/A
No Pooling	N/A	N/A	N/A	N/A	N/A
No Pooling	N/A	N/A	N/A	N/A	N/A
No Pooling	N/A	N/A	N/A	N/A	N/A
No Pooling	N/A	N/A	N/A	N/A	N/A
No Pooling	N/A	N/A	N/A	N/A	N/A
No Pooling	N/A	N/A	N/A	N/A	N/A
No Pooling	N/A	N/A	N/A	N/A	N/A
No Pooling	N/A	N/A	N/A	N/A	N/A
No Pooling	No Pooling	No Pooling	No Pooling	No Pooling	No Pooling
N/A	No Pooling	No Pooling	No Pooling	No Pooling	No Pooling
No Pooling	No Pooling	No Pooling	No Pooling	No Pooling	No Pooling
No Pooling	No Pooling	No Pooling	No Pooling	No Pooling	No Pooling
N/A	No Pooling	No Pooling	No Pooling	No Pooling	No Pooling
No Pooling	No Pooling	No Pooling	No Pooling	No Pooling	No Pooling
No Pooling	N/A	N/A	N/A	N/A	N/A

Price Cap Tariff Review Plan
Verification of Recovered CMT Revenue

Total Jurisdiction
(a)

0
0

0
0

0

0

0

0
0

0

0

0

0
0
0

Price Cap Tariff Review Plan
 Calculation of EUCL Limits, PICC Rate and CCL Rates

Total Jurisdiction (a)	No Zone / Zone A (b)	Zone B (c)	Zone C (d)	Zone D (e)	Other Zone * (f)
0	0	0	0	0	0
0	0	0	0	0	0
0	0	0	0	0	0
0	0	0	0	0	0
0	N/A	N/A	N/A	N/A	N/A
0	N/A	N/A	N/A	N/A	N/A
0	N/A	N/A	N/A	N/A	N/A
0	N/A	N/A	N/A	N/A	N/A
0	N/A	N/A	N/A	N/A	N/A
0	N/A	N/A	N/A	N/A	N/A
0	N/A	N/A	N/A	N/A	N/A
0	N/A	N/A	N/A	N/A	N/A
6.50	N/A	N/A	N/A	N/A	N/A
7.00	N/A	N/A	N/A	N/A	N/A
9.20	N/A	N/A	N/A	N/A	N/A
0.000000	N/A	N/A	N/A	N/A	N/A
0.000000	N/A	N/A	N/A	N/A	N/A
0.000000	N/A	N/A	N/A	N/A	N/A
0.000000	N/A	N/A	N/A	N/A	N/A

Price Cap Tariff Review Plan
Manual Input of EUCL Rates - No PICC or MOU Rates

Total Jurisdiction
(a)

0
0

0

0.00
0.00
0.00

0.00
0.00
0.00

0
0
0
0

0

Price Cap Tariff Review Plan
 Calculation of Minimum & Maximum EU Rates

	Total Jurisdiction (a)	No Zone / Zone A (b)	Zone B (c)	Zone C (d)	Zone D (e)	Other Zone * (f)
	0	N/A	N/A	N/A	N/A	N/A
	0	N/A	N/A	N/A	N/A	N/A
	0	N/A	N/A	N/A	N/A	N/A
	0	0	0	0	0	0
N/A		0.00	0.00	0.00	0.00	0.00
N/A		0.00	0.00	0.00	0.00	0.00
	0	0	0	0	0	0
	0	N/A	N/A	N/A	N/A	N/A
	0	N/A	N/A	N/A	N/A	N/A
	0	0	0	0	0	0
	0	N/A	N/A	N/A	N/A	N/A
N/A		0	0	0	0	0
	0	N/A	N/A	N/A	N/A	N/A
	0	N/A	N/A	N/A	N/A	N/A
	0	N/A	N/A	N/A	N/A	N/A
	0	0	0	0	0	0
	0	N/A	N/A	N/A	N/A	N/A
	0	N/A	N/A	N/A	N/A	N/A
	0	N/A	N/A	N/A	N/A	N/A
	0	N/A	N/A	N/A	N/A	N/A
N/A		0.00	0.00	0.00	0.00	0.00
N/A		0.00	0.00	0.00	0.00	0.00
N/A		0.00	0.00	0.00	0.00	0.00
	0	0	0	0	0	0
	0	0	0	0	0	0
	0	0	0	0	0	0
	0	0	0	0	0	0
	0	N/A	N/A	N/A	N/A	N/A

Price Cap Tariff Review Plan
Allocation of Pool Revenues to MLB PICC & MLB EUCL

Total Jurisdiction (a)	No Zone / Zone A (b)	Zone B (c)	Zone C (d)	Zone D (e)	Other Zone * (f)
No Pooling	N/A	N/A	N/A	N/A	N/A
No Pooling	N/A	N/A	N/A	N/A	N/A
No Pooling	N/A	N/A	N/A	N/A	N/A
No Pooling	N/A	N/A	N/A	N/A	N/A
No Pooling	N/A	N/A	N/A	N/A	N/A
No Pooling	N/A	N/A	N/A	N/A	N/A
No Pooling	N/A	N/A	N/A	N/A	N/A
No Pooling	N/A	N/A	N/A	N/A	N/A
No Pooling	N/A	N/A	N/A	N/A	N/A
No Pooling	N/A	N/A	N/A	N/A	N/A
No Pooling	N/A	N/A	N/A	N/A	N/A
No Pooling	N/A	N/A	N/A	N/A	N/A
No Pooling	N/A	N/A	N/A	N/A	N/A
No Pooling	N/A	N/A	N/A	N/A	N/A
No Pooling	N/A	N/A	N/A	N/A	N/A
No Pooling	N/A	N/A	N/A	N/A	N/A
No Pooling	No Pooling	No Pooling	No Pooling	No Pooling	No Pooling
N/A	No Pooling	No Pooling	No Pooling	No Pooling	No Pooling
No Pooling	No Pooling	No Pooling	No Pooling	No Pooling	No Pooling
No Pooling	No Pooling	No Pooling	No Pooling	No Pooling	No Pooling
N/A	No Pooling	No Pooling	No Pooling	No Pooling	No Pooling
No Pooling	No Pooling	No Pooling	No Pooling	No Pooling	No Pooling
No Pooling	N/A	N/A	N/A	N/A	N/A

Price Cap Tariff Review Plan
Verification of Recovered CMT Revenue

Total Jurisdiction
(a)

0
0

0
0

0

0

0

0
0

0

0

0

0
0
0

Price Cap Tariff Review Plan
 Calculation of EUCL Limits, PICC Rate and CCL Rates

Total Jurisdiction (a)	No Zone / Zone A (b)	Zone B (c)	Zone C (d)	Zone D (e)	Other Zone (f)
0	0	0	0	0	0
0	0	0	0	0	0
0	0	0	0	0	0
0	0	0	0	0	0
0	N/A	N/A	N/A	N/A	N/A
0	N/A	N/A	N/A	N/A	N/A
0	N/A	N/A	N/A	N/A	N/A
0	N/A	N/A	N/A	N/A	N/A
0	N/A	N/A	N/A	N/A	N/A
0	N/A	N/A	N/A	N/A	N/A
0	N/A	N/A	N/A	N/A	N/A
0	N/A	N/A	N/A	N/A	N/A
6.50	N/A	N/A	N/A	N/A	N/A
7.00	N/A	N/A	N/A	N/A	N/A
9.20	N/A	N/A	N/A	N/A	N/A
0.000000	N/A	N/A	N/A	N/A	N/A
0.000000	N/A	N/A	N/A	N/A	N/A
0.000000	N/A	N/A	N/A	N/A	N/A
0.000000	N/A	N/A	N/A	N/A	N/A

Price Cap Tariff Review Plan
Manual Input of EUCL Rates - No PICC or MOU Rates

Total Jurisdiction
(a)

ok
ok
ok

Price Cap Tariff Review Plan
 Calculation of Minimum & Maximum EU Rates

Total Jurisdiction (a)	No Zone / Zone A (b)	Zone B (c)	Zone C (d)	Zone D (e)	Other Zone (f)
	N/A	N/A	N/A	N/A	N/A
	N/A	N/A	N/A	N/A	N/A
	N/A	N/A	N/A	N/A	N/A
N/A					
N/A					
	N/A	N/A	N/A	N/A	N/A
	N/A	N/A	N/A	N/A	N/A
	N/A	N/A	N/A	N/A	N/A
N/A					
	N/A	N/A	N/A	N/A	N/A
	N/A	N/A	N/A	N/A	N/A
	N/A	N/A	N/A	N/A	N/A
	N/A	N/A	N/A	N/A	N/A
	N/A	N/A	N/A	N/A	N/A
N/A					
N/A					
N/A					
	N/A	N/A	N/A	N/A	N/A

Price Cap Tariff Review Plan
 Allocation of Pool Revenues to MLB PICC & MLB EUCL

Total Jurisdiction (a)	No Zone / Zone A (b)	Zone B (c)	Zone C (d)	Zone D (e)	Other Zone (f)
	N/A	N/A	N/A	N/A	N/A
	N/A	N/A	N/A	N/A	N/A
	N/A	N/A	N/A	N/A	N/A
	N/A	N/A	N/A	N/A	N/A
	N/A	N/A	N/A	N/A	N/A
	N/A	N/A	N/A	N/A	N/A
	N/A	N/A	N/A	N/A	N/A
	N/A	N/A	N/A	N/A	N/A
	N/A	N/A	N/A	N/A	N/A
	N/A	N/A	N/A	N/A	N/A
N/A					
N/A					
	N/A	N/A	N/A	N/A	N/A

Price Cap Tariff Review Plan
Verification of Recovered CMT Revenue

Total Jurisdiction
(a)

0
0

0
0

0

0

0

Agg.Rate 0

Agg.Rate

0

0 ok

0

0

0

LEC	FCC	Delta	Flag
-----	-----	-------	------

		0.00	*
		0.00	*
		0.00	*
		0.00	*
		0.00	*
		0.00	*

0	0	0	*
0	0	0	*
0	0	0	*
0 Agg.Rate		0	*
0 Agg.Rate		0	*
0	0	0	*
0	0	0	*
0	0	0	*
			*
			*

Price Cap Tariff Review Plan
 Calculation of EUCL Limits, PICC Rate and CCL Rates

Total Jurisdiction (a)	No Zone / Zone A (b)	Zone B (c)	Zone C (d)	Zone D (e)	Other Zone (f)
0	0	0	0	0	0
0	0	0	0	0	0
0	0	0	0	0	0
0	0	0	0	0	0
0	N/A	N/A	N/A	N/A	N/A
0	N/A	N/A	N/A	N/A	N/A
0	N/A	N/A	N/A	N/A	N/A
0	N/A	N/A	N/A	N/A	N/A
0	N/A	N/A	N/A	N/A	N/A
0	N/A	N/A	N/A	N/A	N/A
0	N/A	N/A	N/A	N/A	N/A
0	N/A	N/A	N/A	N/A	N/A
6.50	N/A	N/A	N/A	N/A	N/A
7.00	N/A	N/A	N/A	N/A	N/A
9.20	N/A	N/A	N/A	N/A	N/A
0.000000	N/A	N/A	N/A	N/A	N/A
0.000000	N/A	N/A	N/A	N/A	N/A
0.0000	N/A	N/A	N/A	N/A	N/A
0.000000	N/A	N/A	N/A	N/A	N/A

Price Cap Tariff Review Plan
Manual Input of EUCL Rates - No PICC or MOU Rates

Total Jurisdiction
(a)

0
0

0

6.50
7.00
9.20

0.00 ok
0.00 ok
0.00 ok

0
0
0
0

0 ok

Price Cap Tariff Review Plan
Verification of Recovered CMT Revenue

Total Jurisdiction
(a)

0
0

0
0

0

0

0

Agg.Rate 0

Agg.Rate

0

0 ok

0
0
0

LEC	FCC	Delta	Flag
-----	-----	-------	------

0.00	*
0.00	*
0.00	*
0.00	*
0.00	*
0.00	*

CAP2	No Deaveraging Allowed
CAP2	No Deaveraging Allowed
CAP2	No Deaveraging Allowed

N/A	No Deaveraging Allowed
N/A	No Deaveraging Allowed
N/A	No Deaveraging Allowed

N/A	No Deaveraging Allowed
N/A	No Deaveraging Allowed
N/A	No Deaveraging Allowed

N/A	No Deaveraging Allowed
N/A	No Deaveraging Allowed
N/A	No Deaveraging Allowed
N/A	No Deaveraging Allowed
N/A	No Deaveraging Allowed

0	0	0	*
0	0	0	*
0	0	0	*
0 Agg.Rate		0	*
0 Agg.Rate		0	*
0	0	0	*
0	0	0	*
0	0	0	*
			*
			*

Total - Jurisdictions 1 through 52

Price Cap Tariff Review Plan
 Calculation of EUCL Limits, PICC Rate and CCL Rates

Total Jurisdiction (a)	No Zone / Zone A (b)	Zone B (c)	Zone C (d)	Zone D (e)	Other Zone * (f)
729,832	729,832	0	0	0	0
62,600	62,600	0	0	0	0
618,011	618,011	0	0	0	0
1,410,443	1,410,443	0	0	0	0
333,228	N/A	N/A	N/A	N/A	N/A
234,066	N/A	N/A	N/A	N/A	N/A
11,158	N/A	N/A	N/A	N/A	N/A
148,041,480	N/A	N/A	N/A	N/A	N/A
0	N/A	N/A	N/A	N/A	N/A
148,041,480	N/A	N/A	N/A	N/A	N/A
190,842,108	N/A	N/A	N/A	N/A	N/A
0	N/A	N/A	N/A	N/A	N/A
190,842,108	N/A	N/A	N/A	N/A	N/A
6.50	N/A	N/A	N/A	N/A	N/A
7.00	N/A	N/A	N/A	N/A	N/A
9.20	N/A	N/A	N/A	N/A	N/A
0.000000	N/A	N/A	N/A	N/A	N/A
6.153991	N/A	N/A	N/A	N/A	N/A
1.006428	N/A	N/A	N/A	N/A	N/A
6.193548	N/A	N/A	N/A	N/A	N/A

Total - Jurisdictions 1 through 52

Price Cap Tariff Review Plan
Manual Input of EUCL Rates - No PICC or MOU Rates

Total Jurisdiction
(a)

8,735,647
2,292,982
6,442,665

3,333,749
285,946
2,822,970
6,442,665

0

Total - Jurisdictions 1 through 52

Price Cap Tariff Review Plan
 Calculation of Minimum & Maximum EU Rates

Total Jurisdiction (a)	No Zone / Zone A (b)	Zone B (c)	Zone C (d)	Zone D (e)	Other Zone * (f)
	0 N/A	N/A	N/A	N/A	N/A
	0 N/A	N/A	N/A	N/A	N/A
	0 N/A	N/A	N/A	N/A	N/A
	0	0	0	0	0
N/A		0	0	0	0
N/A		0.00	0.00	0.00	0.00
	0	0	0	0	0
	0 N/A	N/A	N/A	N/A	N/A
	0 N/A	N/A	N/A	N/A	N/A
	0	0	0	0	0
	0 N/A	N/A	N/A	N/A	N/A
N/A		0	0	0	0
	0 N/A	N/A	N/A	N/A	N/A
	0 N/A	N/A	N/A	N/A	N/A
	0	0	0	0	0
	0 N/A	N/A	N/A	N/A	N/A
	0.00	0	0	0	0
	0 N/A	N/A	N/A	N/A	N/A
	0.00 N/A	N/A	N/A	N/A	N/A
	0.00 N/A	N/A	N/A	N/A	N/A
	0.00 N/A	N/A	N/A	N/A	N/A
	0.00 N/A	N/A	N/A	N/A	N/A
	0.00 N/A	N/A	N/A	N/A	N/A
N/A		0.00	0.00	0.00	0
N/A		0.00	0.00	0.00	0
N/A		0.00	0.00	0.00	0
	0	0	0	0	0
	0	0	0	0	0
	0	0	0	0	0
	0	0	0	0	0
	0 N/A	N/A	N/A	N/A	N/A

Total - Jurisdictions 1 through 52

Price Cap Tariff Review Plan
Allocation of Pool Revenues to MLB PICC & MLB EUCL

Total Jurisdiction (a)	No Zone / Zone A (b)	Zone B (c)	Zone C (d)	Zone D (e)	Other Zone * (f)
No Pooling	0	N/A	N/A	N/A	N/A
		N/A	N/A	N/A	N/A
No Pooling		N/A	N/A	N/A	N/A
No Pooling		N/A	N/A	N/A	N/A
No Pooling	0	N/A	N/A	N/A	N/A
	0	N/A	N/A	N/A	N/A
No Pooling		N/A	N/A	N/A	N/A
	0	N/A	N/A	N/A	N/A
No Pooling	0	N/A	N/A	N/A	N/A
No Pooling		N/A	N/A	N/A	N/A
No Pooling		N/A	N/A	N/A	N/A
No Pooling	0	N/A	N/A	N/A	N/A
No Pooling	0	N/A	N/A	N/A	N/A
N/A	0	0	0	0	0
	No Pooling	No Pooling	No Pooling	No Pooling	No Pooling
No Pooling	0	0	0	0	0
N/A	No Pooling	No Pooling	No Pooling	No Pooling	No Pooling
	No Pooling	No Pooling	No Pooling	No Pooling	No Pooling
	0	0	0	0	0
	0	N/A	N/A	N/A	N/A

Total - Jurisdictions 1 through 52

Price Cap Tariff Review Plan
Verification of Recovered CMT Revenue

Total Jurisdiction
(a)

8,735,647
2,292,982

0
6,442,665

3,333,749

285,946

2,822,970

6,442,665

0

0

6,442,665

0

0

0

0

EUCL revenue to be recovered by jurisdictional EUCL rates only

PICC revenue to be recovered by jurisdictional PICC rates only

CCL revenue to be recovered by jurisdictional CCL rates only

EUCL, PICC, and CCL revenue to be recovered by jurisdictional rates only

over- or under-recovery, as it relates to jurisdictional rates only

Subtotal - Jurisdictions 27 through 52

Price Cap Tariff Review Plan
 Calculation of EUCL Limits, PICC Rate and CCL Rates

Total Jurisdiction (a)	No Zone / Zone A (b)	Zone B (c)	Zone C (d)	Zone D (e)	Other Zone * (f)
0	0	0	0	0	0
0	0	0	0	0	0
0	0	0	0	0	0
0	0	0	0	0	0
0	N/A	N/A	N/A	N/A	N/A
0	N/A	N/A	N/A	N/A	N/A
0	N/A	N/A	N/A	N/A	N/A
0	N/A	N/A	N/A	N/A	N/A
0	N/A	N/A	N/A	N/A	N/A
0	N/A	N/A	N/A	N/A	N/A
0	N/A	N/A	N/A	N/A	N/A
6.50	N/A	N/A	N/A	N/A	N/A
7.00	N/A	N/A	N/A	N/A	N/A
9.20	N/A	N/A	N/A	N/A	N/A
4.31	N/A	N/A	N/A	N/A	N/A
0.000000	N/A	N/A	N/A	N/A	N/A
0.0000	N/A	N/A	N/A	N/A	N/A
0.000000	N/A	N/A	N/A	N/A	N/A

Subtotal - Jurisdictions 27 through 52

Price Cap Tariff Review Plan
Manual Input of EUCL Rates - No PICC or MOU Rates

Total Jurisdiction
(a)

Subtotal - Jurisdictions 27 through 52

Price Cap Tariff Review Plan
 Calculation of Minimum & Maximum EU Rates

Total Jurisdiction (a)	No Zone / Zone A (b)	Zone B (c)	Zone C (d)	Zone D (e)	Other Zone * (f)
	0	N/A	N/A	N/A	N/A
	0	N/A	N/A	N/A	N/A
	0	N/A	N/A	N/A	N/A
	0	N/A	N/A	N/A	N/A
	0	N/A	N/A	N/A	N/A
N/A	0	0	0	0	0
N/A	Jurisdictional	Jurisdictional	Jurisdictional	Jurisdictional	Jurisdictional
	0	0	0	0	0
	0	N/A	N/A	N/A	N/A
	0	N/A	N/A	N/A	N/A
	0	0	0	0	0
	0	N/A	N/A	N/A	N/A
N/A	0	0	0	0	0
	0	N/A	N/A	N/A	N/A
	0	N/A	N/A	N/A	N/A
	0	0	0	0	0
	0	N/A	N/A	N/A	N/A
	0	N/A	N/A	N/A	N/A
	0	0	0	0	0
	0	N/A	N/A	N/A	N/A
	0	N/A	N/A	N/A	N/A
	0	N/A	N/A	N/A	N/A
	0	N/A	N/A	N/A	N/A
N/A		0	0	0	0
N/A		0	0	0	0
N/A		0	0	0	0
	0	0	0	0	0
	0	0	0	0	0
	0	0	0	0	0
	0	0	0	0	0
	0	N/A	N/A	N/A	N/A

Total - Jurisdictions 27 through 52

Price Cap Tariff Review Plan
Verification of Recovered CMT Revenue

Total Jurisdiction
(a)

0
0

0
0

0

0

0

0
0

0

0

0

Total - Jurisdictions 1 through 52

Price Cap Tariff Review Plan
 Calculation of EUCL Limits, PICC Rate and CCL Rates

Total (a)	No Zone / Zone A (b)	Zone B (c)	Zone C (d)	Zone D (e)	Other Zone (f)
729,832	729,832	0	0	0	0
62,600	62,600	0	0	0	0
618,011	618,011	0	0	0	0
1,410,443	1,410,443	0	0	0	0
333,228					
234,066					
11,158					
148,041,480					
0					
148,041,480					
190,842,108					
0					
190,842,108					
6.50					
7.00					
9.20					
0.000000					
Juris 1 to 52	Juris 1 to 26	Juris 27 to 52			
6.153991					
1.006428					
6.193548					

Total - Jurisdictions 1 through 52

Price Cap Tariff Review Plan
Manual Input of EUCL Rates - No PICC or MOU Rates

Total
(a)

8,735,647
2,292,982

6,442,665

3,333,749
285,946
2,822,970
6,442,665

0

Total - Jurisdictions 1 through 52

Price Cap Tariff Review Plan
Calculation of Minimum & Maximum EU Rates

Total (a)	No Zone / Zone A (b)	Zone B (c)	Zone C (d)	Zone D (e)	Other Zone (f)
0					
0					
0					
0	0	0	0	0	0
0	0	0	0	0	0
0	0	0	0	0	0
0	0	0	0	0	0
0	0	0	0	0	0
0					
0	0	0	0	0	0
0	0	0	0	0	0
0	0	0	0	0	0
0	0	0	0	0	0
0					

Total - Jurisdictions 1 through 52

Price Cap Tariff Review Plan
Allocation of Pool Revenues to MLB PICC & MLB EUCL

Total (a)	No Zone / Zone A (b)	Zone B (c)	Zone C (d)	Zone D (e)	Other Zone (f)
0					
0					
0					
0					
0					
0					
0	0	0	0	0	0
0	0	0	0	0	0
0	0	0	0	0	0
0					

Total - Jurisdictions 1 through 52

Price Cap Tariff Review Plan
Verification of Recovered CMT Revenue

Total
(a)

8,735,647
2,292,982

0
6,442,665

3,333,749

285,946

2,822,970

Juris 1 to 52

6,442,665

0

0

6,442,665

0

0

0

0

Juris 1 to 26 Juris 27 to 52

EUCL revenue to be recovered by jurisdictional EUCL rates only

PICC revenue to be recovered by jurisdictional PICC rates only

CCL revenue to be recovered by jurisdictional CCL rates only

EUCL, PICC, and CCL revenue to be recovered by jurisdictional rates only

over- or under-recovery, as it relates to jurisdictional rates only

Total - Jurisdictions 27 through 52

Price Cap Tariff Review Plan
Calculation of EUCL Limits, PICC Rate and CCL Rates

Total (a)	No Zone / Zone A (b)	Zone B (c)	Zone C (d)	Zone D (e)	Other Zone (f)
0	0	0	0	0	0
0	0	0	0	0	0
0	0	0	0	0	0
0	0	0	0	0	0
0					
0					
0					
0					
0					
0					
0					
0.000000					
0.0000					
0.000000					

Total - Jurisdictions 27 through 52

Price Cap Tariff Review Plan
Calculation of EUCL Limits, PICC Rate and CCL Rates

Total (a)	No Zone / Zone A (b)	Zone B (c)	Zone C (d)	Zone D (e)	Other Zone (f)
	0				
	0				
	0				
	0				
	0				
	0				
	0				
	0				
	0				
	0				
	0.000000				
	0				
	0.000000				
	0.000000				
	0				
	0				
	0				
	0.000000				
	0.000000				
	0				
	0.000000				
	0.000000				
	0				
	0				
	0				
CAP2					
	0				
	0				
	0				

Total - Jurisdictions 27 through 52

Price Cap Tariff Review Plan
Calculation of Minimum & Maximum EU Rates

Total (a)	No Zone / Zone A (b)	Zone B (c)	Zone C (d)	Zone D (e)	Other Zone (f)
0					
0					
0					
0	0	0	0	0	0
0	0	0	0	0	0
0	0	0	0	0	0
0	0	0	0	0	0
0	0	0	0	0	0
0					
0	0	0	0	0	0
0	0	0	0	0	0
0	0	0	0	0	0
0	0	0	0	0	0
0					

Total - Jurisdictions 27 through 52

Price Cap Tariff Review Plan
Allocation of Pool Revenues to MLB PICC & MLB EUCL

Total (a)	No Zone / Zone A (b)	Zone B (c)	Zone C (d)	Zone D (e)	Other Zone (f)
0					
0					
0					
0					
0					
0					
0	0	0	0	0	0
0	0	0	0	0	0
0	0	0	0	0	0
0					

Total - Jurisdictions 27 through 52

Price Cap Tariff Review Plan
Verification of Recovered CMT Revenue

Total
(a)

0
0

0
0

0

0

0

0 EUCL revenue to be recovered by jurisdictional EUCL rates only

0 PICC revenue to be recovered by jurisdictional PICC rates only

0 CCL revenue to be recovered by jurisdictional CCL rates only

0 EUCL, PICC, and CCL revenue to be recovered by jurisdictional rates only

0 over- or under-recovery, as it relates to jurisdictional rates only

0
0
0

