

Filing Date (enter w/leading '): 06/16/2014 2014 Annual Filing? (Y/N) Y
Tariff Entity (4 character COSA code): CNAR - Cent Initial CALLS Restructure? N
Transmittal Number (enter w/leading '): 56
Filing Name: June 16, 2014 Annual Price Cap Filing (CNARAN14.XLS)

Do you have an extension of X-factor rules? n
EOPYDate (enter w/leading ') 6/30/2014
Total # Juris (sheets B&C):(up to 52 allowed) 0

KEY (Erase text & color before filing):

Data entry

Conditional Formatting: Cell expecting data

1) Uses multiplicative SBI Upper limits	Jurisdictional SLCs?	N	n
2) Chart check sheets begin at row 1001	Jurisdictional PICCs?	N	n
3) ANALYZER (18 pages) starts in column DG.	Jurisdictional MOU?	N	n
	Jurisdictional Targeting?	N	
	Mixed Jurisdictional SPM?	n	

[enter N if fewer than 27 jurisdictions or want to calc combined Agg Rates for Juris 1 thru 52)

IND-1 chart, Page 1. Arrow right for next chart.

Page down 60 for next page.

To Print, Use Manual Compression = 63% and Landscape Mode.

To print Sheet A TRP reports, press "CTRL+SHIFT+P"

To print jurisdictional input data, press "CTRL+SHIFT+J"

To print jurisdictional YZE data, press "CTRL+SHIFT+Y"

Price Cap Tariff Review Plan
Indices

	PROPOSED PCI (A)	PROPOSED API (B)	PROPOSED SBI (C)	PROPOSED SBI LIMIT (D)	EXISTING PCI (E)	EXISTING API (F)	EXISTING SBI (G)	EXISTING SBI LIMIT (H)	6/30/2014 PCI (I)	6/30/2014 SBI (J)
600 Interexchange Basket	0.0000	0.0000	N/A	N/A	0.0000	0.0000	N/A	N/A	0.0000	N/A
Special Access Basket										
720 VG/WATS, Met, Tgh - Special	N/A	N/A	100.0000	104.9997	N/A	N/A	100.0000	105.0024	N/A	100.0000
721 VG Spec Density Zone 1	N/A	N/A	0.0000	0.0000	N/A	N/A	0.0000	0.0000	N/A	0.0000
722 VG Spec Density Zone 2	N/A	N/A	0.0000	0.0000	N/A	N/A	0.0000	0.0000	N/A	0.0000
723 VG Spec Density Zone 3	N/A	N/A	0.0000	0.0000	N/A	N/A	0.0000	0.0000	N/A	0.0000
724 VG Spec Density Zone 4	N/A	N/A	0.0000	0.0000	N/A	N/A	0.0000	0.0000	N/A	0.0000
725 VG Spec Density Zone 5	N/A	N/A	0.0000	0.0000	N/A	N/A	0.0000	0.0000	N/A	0.0000
726 VG Spec Density Zone 6	N/A	N/A	0.0000	0.0000	N/A	N/A	0.0000	0.0000	N/A	0.0000
727 VG Spec Density Zone 7	N/A	N/A	0.0000	0.0000	N/A	N/A	0.0000	0.0000	N/A	0.0000
730 Audio & Video	N/A	N/A	100.0000	105.0000	N/A	N/A	100.0000	105.0000	N/A	100.0000
731 Audio/Video Density Zone 1	N/A	N/A	0.0000	0.0000	N/A	N/A	0.0000	0.0000	N/A	0.0000
732 Audio/Video Density Zone 2	N/A	N/A	0.0000	0.0000	N/A	N/A	0.0000	0.0000	N/A	0.0000
733 Audio/Video Density Zone 3	N/A	N/A	0.0000	0.0000	N/A	N/A	0.0000	0.0000	N/A	0.0000
734 Audio/Video Density Zone 4	N/A	N/A	0.0000	0.0000	N/A	N/A	0.0000	0.0000	N/A	0.0000
735 Audio/Video Density Zone 5	N/A	N/A	0.0000	0.0000	N/A	N/A	0.0000	0.0000	N/A	0.0000
736 Audio/Video Density Zone 6	N/A	N/A	0.0000	0.0000	N/A	N/A	0.0000	0.0000	N/A	0.0000
737 Audio/Video Density Zone 7	N/A	N/A	0.0000	0.0000	N/A	N/A	0.0000	0.0000	N/A	0.0000
740 High Cap & DDS - Special	N/A	N/A	99.8952	104.8975	N/A	N/A	99.9027	104.9003	N/A	99.9027
750 DS-1 SubCat - Special	N/A	N/A	99.8648	104.8577	N/A	N/A	99.8648	104.8604	N/A	99.8648
751 DS1 Spec Density Zone 1	N/A	N/A	0.0000	0.0000	N/A	N/A	0.0000	0.0000	N/A	0.0000
752 DS1 Spec Density Zone 2	N/A	N/A	0.0000	0.0000	N/A	N/A	0.0000	0.0000	N/A	0.0000
753 DS1 Spec Density Zone 3	N/A	N/A	0.0000	0.0000	N/A	N/A	0.0000	0.0000	N/A	0.0000
754 DS1 Spec Density Zone 4	N/A	N/A	0.0000	0.0000	N/A	N/A	0.0000	0.0000	N/A	0.0000
755 DS1 Spec Density Zone 5	N/A	N/A	0.0000	0.0000	N/A	N/A	0.0000	0.0000	N/A	0.0000
756 DS1 Spec Density Zone 6	N/A	N/A	0.0000	0.0000	N/A	N/A	0.0000	0.0000	N/A	0.0000
757 DS1 Spec Density Zone 7	N/A	N/A	0.0000	0.0000	N/A	N/A	0.0000	0.0000	N/A	0.0000
760 DS-3 SubCat - Special	N/A	N/A	100.0000	104.9997	N/A	N/A	100.0000	105.0024	N/A	100.0000
761 DS3 Spec Density Zone 1	N/A	N/A	0.0000	0.0000	N/A	N/A	0.0000	0.0000	N/A	0.0000
762 DS3 Spec Density Zone 2	N/A	N/A	0.0000	0.0000	N/A	N/A	0.0000	0.0000	N/A	0.0000
763 DS3 Spec Density Zone 3	N/A	N/A	0.0000	0.0000	N/A	N/A	0.0000	0.0000	N/A	0.0000
764 DS3 Spec Density Zone 4	N/A	N/A	0.0000	0.0000	N/A	N/A	0.0000	0.0000	N/A	0.0000
765 DS3 Spec Density Zone 5	N/A	N/A	0.0000	0.0000	N/A	N/A	0.0000	0.0000	N/A	0.0000
766 DS3 Spec Density Zone 6	N/A	N/A	0.0000	0.0000	N/A	N/A	0.0000	0.0000	N/A	0.0000
767 DS3 Spec Density Zone 7	N/A	N/A	0.0000	0.0000	N/A	N/A	0.0000	0.0000	N/A	0.0000
770 DDS&Other Sp Density Zone 1	N/A	N/A	0.0000	0.0000	N/A	N/A	0.0000	0.0000	N/A	0.0000
771 DDS&Other Sp Density Zone 2	N/A	N/A	0.0000	0.0000	N/A	N/A	0.0000	0.0000	N/A	0.0000
772 DDS&Other Sp Density Zone 3	N/A	N/A	0.0000	0.0000	N/A	N/A	0.0000	0.0000	N/A	0.0000
773 DDS&Other Sp Density Zone 4	N/A	N/A	0.0000	0.0000	N/A	N/A	0.0000	0.0000	N/A	0.0000
774 DDS&Other Sp Density Zone 5	N/A	N/A	0.0000	0.0000	N/A	N/A	0.0000	0.0000	N/A	0.0000
775 DDS&Other Sp Density Zone 6	N/A	N/A	0.0000	0.0000	N/A	N/A	0.0000	0.0000	N/A	0.0000
776 DDS&Other Sp Density Zone 7	N/A	N/A	0.0000	0.0000	N/A	N/A	0.0000	0.0000	N/A	0.0000
790 Wideband	N/A	N/A	0.0000	0.0000	N/A	N/A	0.0000	0.0000	N/A	0.0000
791 WB Density Zone 1	N/A	N/A	0.0000	0.0000	N/A	N/A	0.0000	0.0000	N/A	0.0000
792 WB Density Zone 2	N/A	N/A	0.0000	0.0000	N/A	N/A	0.0000	0.0000	N/A	0.0000
793 WB Density Zone 3	N/A	N/A	0.0000	0.0000	N/A	N/A	0.0000	0.0000	N/A	0.0000
794 WB Density Zone 4	N/A	N/A	0.0000	0.0000	N/A	N/A	0.0000	0.0000	N/A	0.0000
795 WB Density Zone 5	N/A	N/A	0.0000	0.0000	N/A	N/A	0.0000	0.0000	N/A	0.0000
796 WB Density Zone 6	N/A	N/A	0.0000	0.0000	N/A	N/A	0.0000	0.0000	N/A	0.0000
797 WB Density Zone 7	N/A	N/A	0.0000	0.0000	N/A	N/A	0.0000	0.0000	N/A	0.0000
899 Total Special Access	99.9794	99.9007	N/A	N/A	99.9797	99.9081	N/A	N/A	99.9797	N/A

Price Cap Tariff Review Plan
Indices

	PROPOSED PCI (A)	PROPOSED API (B)	PROPOSED SBI (C)	PROPOSED SBI LIMIT (D)	EXISTING PCI (E)	EXISTING API (F)	EXISTING SBI (G)	EXISTING SBI LIMIT (H)	6/30/2014 PCI (I)	6/30/2014 SBI (J)
600 Interexchange Basket						0.0000			0.0000	
Special Access Basket										
720 VG/WATS, Met, Tgh - Special							100.0000	105.0024		100.0000
721 VG Spec Density Zone 1							0.0000	0.0000		0.0000
722 VG Spec Density Zone 2							0.0000	0.0000		0.0000
723 VG Spec Density Zone 3							0.0000	0.0000		0.0000
724 VG Spec Density Zone 4							0.0000	0.0000		0.0000
725 VG Spec Density Zone 5							0.0000	0.0000		0.0000
726 VG Spec Density Zone 6							0.0000	0.0000		0.0000
727 VG Spec Density Zone 7							0.0000	0.0000		0.0000
730 Audio & Video							100.0000	105.0000		100.0000
731 Audio/Video Density Zone 1							0.0000	0.0000		0.0000
732 Audio/Video Density Zone 2							0.0000	0.0000		0.0000
733 Audio/Video Density Zone 3							0.0000	0.0000		0.0000
734 Audio/Video Density Zone 4							0.0000	0.0000		0.0000
735 Audio/Video Density Zone 5							0.0000	0.0000		0.0000
736 Audio/Video Density Zone 6							0.0000	0.0000		0.0000
737 Audio/Video Density Zone 7							0.0000	0.0000		0.0000
740 High Cap & DDS - Special							99.9027	104.9003		99.9027
750 DS-1 SubCat - Special							99.8648	104.8604		99.8648
751 DS1 Spec Density Zone 1							0.0000	0.0000		0.0000
752 DS1 Spec Density Zone 2							0.0000	0.0000		0.0000
753 DS1 Spec Density Zone 3							0.0000	0.0000		0.0000
754 DS1 Spec Density Zone 4							0.0000	0.0000		0.0000
755 DS1 Spec Density Zone 5							0.0000	0.0000		0.0000
756 DS1 Spec Density Zone 6							0.0000	0.0000		0.0000
757 DS1 Spec Density Zone 7							0.0000	0.0000		0.0000
760 DS-3 SubCat - Special							100.0000	105.0024		100.0000
761 DS3 Spec Density Zone 1							0.0000	0.0000		0.0000
762 DS3 Spec Density Zone 2							0.0000	0.0000		0.0000
763 DS3 Spec Density Zone 3							0.0000	0.0000		0.0000
764 DS3 Spec Density Zone 4							0.0000	0.0000		0.0000
765 DS3 Spec Density Zone 5							0.0000	0.0000		0.0000
766 DS3 Spec Density Zone 6							0.0000	0.0000		0.0000
767 DS3 Spec Density Zone 7							0.0000	0.0000		0.0000
770 DDS&Other Sp Density Zone 1							0.0000	0.0000		0.0000
771 DDS&Other Sp Density Zone 2							0.0000	0.0000		0.0000
772 DDS&Other Sp Density Zone 3							0.0000	0.0000		0.0000
773 DDS&Other Sp Density Zone 4							0.0000	0.0000		0.0000
774 DDS&Other Sp Density Zone 5							0.0000	0.0000		0.0000
775 DDS&Other Sp Density Zone 6							0.0000	0.0000		0.0000
776 DDS&Other Sp Density Zone 7							0.0000	0.0000		0.0000
790 Wideband							0.0000	0.0000		0.0000
791 WB Density Zone 1							0.0000	0.0000		0.0000
792 WB Density Zone 2							0.0000	0.0000		0.0000
793 WB Density Zone 3							0.0000	0.0000		0.0000
794 WB Density Zone 4							0.0000	0.0000		0.0000
795 WB Density Zone 5							0.0000	0.0000		0.0000
796 WB Density Zone 6							0.0000	0.0000		0.0000
797 WB Density Zone 7							0.0000	0.0000		0.0000
899 Total Special Access							N/A	N/A		N/A

PCI-1 chart starts in cell Q255 below. Arrow right for next chart.

To Print, Use Manual Compression = 63% and Landscape Mode.

Price Cap Tariff Review Plan
PCI Development

	Source	INTER- EXCHANGE BASKET	SPECIAL ACCESS BASKET
		(A)	(B)
600 GDP-PI	Input	1.4205	1.4205
610 Productivity Factor (X)	col.A:3.0; col.B:r600, exc. for COSA w/X extension	3.0000	1.4205
620 GDP-PI - X	r600-r610	-1.5795	0.0000
680 Existing PCI	Input	0.0000	99.9797
710 Delta Z	EXG1,c.S	0	-8
720 R(t-1)	SUM1,c.A	0	2,755,125
740 Delta Z/R	r710/r720*100	0.0000	-0.0003
750 W	100+r740	100.0000	99.9997
760 W*(GDP-PI - X)	r750*r620/100	-1.5795	0.0000
970 Prop. PCI (NonExog Only: Annual Filing SBI Upper Limit calculations only)	col.B: r680*(1+r620/100)	N/A	99.9797
980 Proposed PCI	col.A&B: r680*(1+r760/100+r740/100)	0.0000	99.9794

NOTES:

- (1) Display indexes and factors as percent to four decimal places (e.g., display 100% as 100.000).
- (2) Display revenues as whole numbers.

Price Cap Tariff Review Plan
 PCI Development

	Source	INTER- EXCHANGE BASKET	SPECIAL ACCESS BASKET
		(A)	(B)
600 GDP-PI	Input	1.4205	1.4205
610 Productivity Factor (X)	col.A:3.0; col.B:r600, exc. for COSA w/X extension	3.0000	1.4205
620 GDP-PI - X	r600-r610	-1.5795	0.0000
680 Existing PCI	Input	0.0000	99.9797
710 Delta Z	EXG1,c.S	0	-8
720 R(t-1)	SUM1,c.A	0	2,755,125
740 Delta Z/R	r710/r720*100	0.0000	-0.0003
750 W	100+r740	0.0000	99.9997
760 W*(GDP-PI - X)	r750*r620/100	0.0000	0.0000
970 Prop. PCI (NonExog Only: Annual Filing SBI Upper Limit calculations only)	col.B: r680*(1+r620/100)	N/A	99.9797
980 Proposed PCI	col.A&B: r680*(1+r760/100+r740/100)	0.0000	99.9794

NOTES:

- (1) Display indexes and factors as percent to four decimal places (e.g., display 100% as 100.000).
- (2) Display revenues as whole numbers.

SUM-1 chart. Arrow right for next chart.

To Print, Use Manual Compression = 63% and Landscape Mode.

Price Cap Tariff Review Plan
 Price Out Summary

	BASE PERIOD DEMAND x RATES AT LAST PCI UPDATE (A)	BASE PERIOD DEMAND x CURRENT RATES (B)	BASE PERIOD DEMAND x PROPOSED RATES (C)	BASE PER DMD x CURR RATES minus BASE PER DMD x RATES AT LAST PCI UPDATE (D) = (B) - (A)	BASE PER DMD x PROP RATES minus BASE PER DMD x CURRENT RATES (E) = (C) - (B)
Common Line Basket					
100 End User Common Line	1,130,048	1,130,048	1,125,272	0	-4,777
110 Common Line per MOU	0	0	0	0	0
112 PICC Common Line	0	0	0	0	0
115 Other Common Line	0	0	0	0	0
118 USAC Receipts	0	0	0	0	0
120 Total Common Line	1,130,048	1,130,048	1,125,272	0	-4,777
Interexchange Basket					
230 Total Interexchange	0	0	0	0	0
Special Access Basket					
300 VoiceGrade,WATS,Met&Tgh: Special	15,528	15,528	15,528	0	0
310 Audio & Video	0	0	0	0	0
320 High Caps & DDS: Special	2,739,597	2,739,597	2,739,392	0	-205
330 Wideband	0	0	0	0	0
340 Total Special Access	2,755,125	2,755,125	2,754,920	0	-205
400 Total	3,885,173	3,885,173	3,880,192	0	-4,982

Note: Display whole numbers for rows 100 through 400.

Price Caps Tariff Review Plan
Price Out Summary

	BASE PERIOD DEMAND x RATES AT LAST PCI UPDATE (A)	BASE PERIOD DEMAND x CURRENT RATES (B)	BASE PERIOD DEMAND x PROPOSED RATES (C)	BASE PER DMD x CURR RATES minus BASE PER DMD x RATES AT LAST PCI UPDATE (D) = (B) - (A)	BASE PER DMD x PROP RATES minus BASE PER DMD x CURRENT RATES (E) = (C) - (B)
Common Line Basket					
100 End User Common Line	1,130,048	1,130,048	1,125,272	0	-4,777
110 Common Line per MOU	0	0	0	0	0
112 PICC Common Line	0	0	0	0	0
115 Other Common Line	0	0	0	0	0
118 USAC Receipts	0	0	0	0	0
120 Total Common Line	1,130,049	1,130,049	1,125,272	0	-4,777
	1,130,049	1,130,049	1,125,272	0	-4,777
Interexchange Basket					
230 Total Interexchange	0	0	0	0	0
Special Access Basket					
300 VoiceGrade,WATS,Met&Tgh: Special	15,528	15,528	15,528	0	0
310 Audio & Video	0	0	0	0	0
320 High Caps & DDS: Special	2,739,597	2,739,597	2,739,392	0	-205
330 Wideband	0	0	0	0	0
340 Total Special Access	2,755,125	2,755,125	2,754,920	0	-205
	2,755,125	2,755,125	2,754,920	0	-205
400 Total	3,885,173	3,885,173	3,880,192	0	-4,982

Note: Display whole numbers for rows 100 through 400.

EXG-1 chart, Page 1. Arrow down for next page and EXG-2 chart. Arrow right for next chart.
Page down 60 for next page.
To Print, Use Manual Compression = 63% and Landscape Mode.

Price Cap Tariff Review Plan
Exogenous Cost Changes

	SALE OF EXCHANGES	REGULA-TORY FEES	EXCESS DEFERRED TAXES	ITC AMORTIZ.	REMOVAL OF LOW END ADJUSTMENT	TRUEUP PRIOR SHARING / LOW END ADJUSTMENT	CURRENT LOW END ADJUSTMENT	TELECOMM. RELAY SERVICES	REG/NON-REG	
	(A)	(B)	(C)	(D)	(E)	(F)	(G)	(H)	(I)	
COMMON LINE Revenue Effect										
100 Depreciation Expense	N/A	N/A	N/A	N/A	N/A	N/A	N/A	N/A	N/A	N/A
110 Expense less Depreciation	N/A	N/A	N/A	N/A	N/A	N/A	N/A	N/A	N/A	N/A
120 Taxes less F.I.T.	N/A	N/A	N/A	N/A	N/A	N/A	N/A	N/A	N/A	N/A
130 Net Return	N/A	N/A	N/A	N/A	N/A	N/A	N/A	N/A	N/A	N/A
140 F.I.T.	N/A	N/A	N/A	N/A	N/A	N/A	N/A	N/A	N/A	N/A
150 Uncollectible Rev. & Other Adj.	N/A	N/A	N/A	N/A	N/A	N/A	N/A	N/A	N/A	N/A
160 Revenue Effects	0	33	0	0	0	0	0	-391	0	
INTEREXCHANGE Revenue Effect										
700 Depreciation Expense	N/A	N/A	N/A	N/A	N/A	N/A	N/A	N/A	N/A	N/A
710 Expense less Depreciation	N/A	N/A	N/A	N/A	N/A	N/A	N/A	N/A	N/A	N/A
720 Taxes less F.I.T.	N/A	N/A	N/A	N/A	N/A	N/A	N/A	N/A	N/A	N/A
730 Net Return	N/A	N/A	N/A	N/A	N/A	N/A	N/A	N/A	N/A	N/A
740 F.I.T.	N/A	N/A	N/A	N/A	N/A	N/A	N/A	N/A	N/A	N/A
750 Uncollectible Rev. & Other Adj.	N/A	N/A	N/A	N/A	N/A	N/A	N/A	N/A	N/A	N/A
760 Revenue Effects	0	0	0	0	0	0	0	0	0	
SPECIAL Access Revenue Effect										
1300 Depreciation Expense	N/A	N/A	N/A	N/A	N/A	N/A	N/A	N/A	N/A	N/A
1310 Expense less Depreciation	N/A	N/A	N/A	N/A	N/A	N/A	N/A	N/A	N/A	N/A
1320 Taxes less F.I.T.	N/A	N/A	N/A	N/A	N/A	N/A	N/A	N/A	N/A	N/A
1330 Net Return	N/A	N/A	N/A	N/A	N/A	N/A	N/A	N/A	N/A	N/A
1340 F.I.T.	N/A	N/A	N/A	N/A	N/A	N/A	N/A	N/A	N/A	N/A
1350 Uncollectible Rev. & Other Adj.	N/A	N/A	N/A	N/A	N/A	N/A	N/A	N/A	N/A	N/A
1360 Revenue Effects	0	1	0	0	0	0	0	-10	0	

NOTE: (1) Total may not equal sum of changes due to interactive effects.
(2) Display whole numbers.

Price Cap Tariff Review Plan
Exogenous Cost Changes

DESCRIPTION:	NANPA	TBNP	OTHER (3)	OTHER (4)	OTHER (5)	OTHER (6)	OTHER (7)	OTHER (8)	OTHER (9)	TOTAL
	OTHER (1)	(incl. reversal) OTHER (2)								
	(J)	(K)	(L)	(M)	(N)	(O)	(P)	(Q)	(R)	(S)
COMMON LINE Revenue Effect										
100 Depreciation Expense	N/A	N/A	N/A	N/A	N/A	N/A	N/A	N/A	N/A	N/A
110 Expense less Depreciation	N/A	N/A	N/A	N/A	N/A	N/A	N/A	N/A	N/A	N/A
120 Taxes less F.I.T.	N/A	N/A	N/A	N/A	N/A	N/A	N/A	N/A	N/A	N/A
130 Net Return	N/A	N/A	N/A	N/A	N/A	N/A	N/A	N/A	N/A	N/A
140 F.I.T.	N/A	N/A	N/A	N/A	N/A	N/A	N/A	N/A	N/A	N/A
150 Uncollectible Rev. & Other Adj.	N/A	N/A	N/A	N/A	N/A	N/A	N/A	N/A	N/A	N/A
160 Revenue Effects	39	0	0	0	0	0	0	0	0	-320
INTEREXCHANGE Revenue Effect										
700 Depreciation Expense	N/A	N/A	N/A	N/A	N/A	N/A	N/A	N/A	N/A	N/A
710 Expense less Depreciation	N/A	N/A	N/A	N/A	N/A	N/A	N/A	N/A	N/A	N/A
720 Taxes less F.I.T.	N/A	N/A	N/A	N/A	N/A	N/A	N/A	N/A	N/A	N/A
730 Net Return	N/A	N/A	N/A	N/A	N/A	N/A	N/A	N/A	N/A	N/A
740 F.I.T.	N/A	N/A	N/A	N/A	N/A	N/A	N/A	N/A	N/A	N/A
750 Uncollectible Rev. & Other Adj.	N/A	N/A	N/A	N/A	N/A	N/A	N/A	N/A	N/A	N/A
760 Revenue Effects	0	0	0	0	0	0	0	0	0	0
SPECIAL Access Revenue Effect										
1300 Depreciation Expense	N/A	N/A	N/A	N/A	N/A	N/A	N/A	N/A	N/A	N/A
1310 Expense less Depreciation	N/A	N/A	N/A	N/A	N/A	N/A	N/A	N/A	N/A	N/A
1320 Taxes less F.I.T.	N/A	N/A	N/A	N/A	N/A	N/A	N/A	N/A	N/A	N/A
1330 Net Return	N/A	N/A	N/A	N/A	N/A	N/A	N/A	N/A	N/A	N/A
1340 F.I.T.	N/A	N/A	N/A	N/A	N/A	N/A	N/A	N/A	N/A	N/A
1350 Uncollectible Rev. & Other Adj.	N/A	N/A	N/A	N/A	N/A	N/A	N/A	N/A	N/A	N/A
1360 Revenue Effects	1	0	0	0	0	0	0	0	0	-8

NOTE: (1) Total may not equal sum of changes due to interactive effects.
(2) Display whole numbers.

Other Exog

<u>Common Line Basket</u>	
100 Total Common Line	-319.5179592
<u>Interexchange Basket</u>	
600 Total Interexchange	0
<u>Special Access Basket</u>	
700 VG,MT,TGH SP (undesigned)	0
701 VG Spec Density Zone 1	0
702 VG Spec Density Zone 2	0
703 VG Spec Density Zone 3	0
704 VG Spec Density Zone 4	0
705 VG Spec Density Zone 5	0
706 VG Spec Density Zone 6	0
707 VG Spec Density Zone 7	0
710 Audio & Video (undesigned)	0
711 Audio/Video Density Zone 1	0
712 Audio/Video Density Zone 2	0
713 Audio/Video Density Zone 3	0
714 Audio/Video Density Zone 4	0
715 Audio/Video Density Zone 5	0
716 Audio/Video Density Zone 6	0
717 Audio/Video Density Zone 7	0
720 High Cap & DDS SP (undesigned)	0
730 DS-1 SubCat SP (undesigned)	0
731 DS1 Spec Density Zone 1	0
732 DS1 Spec Density Zone 2	0
733 DS1 Spec Density Zone 3	0
734 DS1 Spec Density Zone 4	0
735 DS1 Spec Density Zone 5	0
736 DS1 Spec Density Zone 6	0
737 DS1 Spec Density Zone 7	0
740 DS-3 SubCat SP (undesigned)	0
741 DS3 Spec Density Zone 1	0
742 DS3 Spec Density Zone 2	0
743 DS3 Spec Density Zone 3	0
744 DS3 Spec Density Zone 4	0
745 DS3 Spec Density Zone 5	0
746 DS3 Spec Density Zone 6	0
747 DS3 Spec Density Zone 7	0
750 DDS&Oth SP Density Zone 1	0
751 DDS&Oth SP Density Zone 2	0
752 DDS&Oth SP Density Zone 3	0
753 DDS&Oth SP Density Zone 4	0
754 DDS&Oth SP Density Zone 5	0
755 DDS&Oth SP Density Zone 6	0
756 DDS&Oth SP Density Zone 7	0
760 Wideband (undesigned)	0
761 WB Density Zone 1	0
762 WB Density Zone 2	0
763 WB Density Zone 3	0
764 WB Density Zone 4	0
765 WB Density Zone 5	0

EXG-2
Filing Date: 06/16/2014
Filing Entity: CNAR - CenturyTel of Arkansas, Inc.
Transmittal Number: 56
June 16, 2014 Annual Price Cap Filing (CNARAN14.XLS)
Page 2 of 2

Price Cap Tariff Review Plan
Net Exogenous Cost Shifts

Other Exog

766	WB Density Zone 6	0
767	WB Density Zone 7	0
770	SP Undesignated to Svc Bands	-8
780	Total Special Access	-8

EXG-1 ANALYZE

Filing Date: 06/16/2014

Filing Entity: CNAR - CenturyTel of Arkansas, Inc.

Transmittal Number: 56

June 16, 2014 Annual Price Cap Filing (CNARAN14.XLS)

Page 1 of 2

Price Cap Tariff Review Plan
Exogenous Cost Changes

	SALE OF EXCHANGES	REGULA- TORY FEES	EXCESS DEFERRED TAXES	ITC AMORTIZ.	REMOVAL OF LOW END ADJUSTMENT	TRUEUP PRIOR SHARING / LOW END ADJUSTMENT	CURRENT LOW END ADJUSTMENT	TELECOMM. RELAY SERVICES	REG/NON-REG
	(A)	(B)	(C)	(D)	(E)	(F)	(G)	(H)	(I)
COMMON LINE Revenue Effect									
100 Depreciation Expense									
110 Expense less Depreciation									
120 Taxes less F.I.T.									
130 Net Return									
140 F.I.T.									
150 Uncollectible Rev. & Other Adj.									
160 Revenue Effects	0	33	0	0	0	0	0	-391	0
INTEREXCHANGE Revenue Effect									
700 Depreciation Expense									
710 Expense less Depreciation									
720 Taxes less F.I.T.									
730 Net Return									
740 F.I.T.									
750 Uncollectible Rev. & Other Adj.									
760 Revenue Effects	0	0	0	0	0	0	0	0	0
SPECIAL Access Revenue Effect									
1300 Depreciation Expense									
1310 Expense less Depreciation									
1320 Taxes less F.I.T.									
1330 Net Return									
1340 F.I.T.									
1350 Uncollectible Rev. & Other Adj.									
1360 Revenue Effects	0	1	0	0	0	0	0	-10	0

NOTE: (1) Total may not equal sum of changes due to interactive effects.
(2) Display whole numbers.

EXG-1 ANALYZE

Filing Date: 06/16/2014
 Filing Entity: CNAR - CenturyTel of Arkansas, Inc.
 Transmittal Number: 56
 June 16, 2014 Annual Price Cap Filing (CNARAN14.XLS)
 Page 2 of 2

Price Cap Tariff Review Plan
 Exogenous Cost Changes

DESCRIPTION:	NANPA	TBNP	OTHER (3)	OTHER (4)	OTHER (5)	OTHER (6)	OTHER (7)	OTHER (8)	OTHER (9)	TOTAL
	OTHER (1)	(incl. reversal) OTHER (2)								
	(J)	(K)	(L)	(M)	(N)	(O)	(P)	(Q)	(R)	(S)
COMMON LINE Revenue Effect										
100 Depreciation Expense										
110 Expense less Depreciation										
120 Taxes less F.I.T.										
130 Net Return										
140 F.I.T.										
150 Uncollectible Rev. & Other Adj.										
160 Revenue Effects	39	0	0	0	0	0	0	0	0	-320
INTEREXCHANGE Revenue Effect										
700 Depreciation Expense										
710 Expense less Depreciation										
720 Taxes less F.I.T.										
730 Net Return										
740 F.I.T.										
750 Uncollectible Rev. & Other Adj.										
760 Revenue Effects	0	0	0	0	0	0	0	0	0	0
SPECIAL Access Revenue Effect										
1300 Depreciation Expense										
1310 Expense less Depreciation										
1320 Taxes less F.I.T.										
1330 Net Return										
1340 F.I.T.										
1350 Uncollectible Rev. & Other Adj.										
1360 Revenue Effects	1	0	0	0	0	0	0	0	0	-8

NOTE: (1) Total may not equal sum of changes due to interactive effects.
 (2) Display whole numbers.

EXG-2 ANALYZE

Filing Date: 06/16/2014

Filing Entity: CNAR - CenturyTel of Arkansas, Inc.

Transmittal Number: 56

June 16, 2014 Annual Price Cap Filing (CNARAN14.XLS)

Page 1 of 2

Price Cap Tariff Review Plan
Special Access Net Exogenous Cost Shifts

	Other Exog	from EXG1
Common Line Basket		
100 Total Common Line	-320	-320
Interexchange Basket		
600 Total Interexchange	0	0
Special Access Basket		
700 VG,MT,TGH SP (undesigned)	0	N/A
701 VG Spec Density Zone 1	0	N/A
702 VG Spec Density Zone 2	0	N/A
703 VG Spec Density Zone 3	0	N/A
704 VG Spec Density Zone 4	0	N/A
705 VG Spec Density Zone 5	0	N/A
706 VG Spec Density Zone 6	0	N/A
707 VG Spec Density Zone 7	0	N/A
710 Audio & Video (undesigned)	0	N/A
711 Audio/Video Density Zone 1	0	N/A
712 Audio/Video Density Zone 2	0	N/A
713 Audio/Video Density Zone 3	0	N/A
714 Audio/Video Density Zone 4	0	N/A
715 Audio/Video Density Zone 5	0	N/A
716 Audio/Video Density Zone 6	0	N/A
717 Audio/Video Density Zone 7	0	N/A
720 High Cap & DDS SP (undesigned)	0	N/A
730 DS-1 SubCat SP (undesigned)	0	N/A
731 DS1 Spec Density Zone 1	0	N/A
732 DS1 Spec Density Zone 2	0	N/A
733 DS1 Spec Density Zone 3	0	N/A
734 DS1 Spec Density Zone 4	0	N/A
735 DS1 Spec Density Zone 5	0	N/A
736 DS1 Spec Density Zone 6	0	N/A
737 DS1 Spec Density Zone 7	0	N/A
740 DS-3 SubCat SP (undesigned)	0	N/A
741 DS3 Spec Density Zone 1	0	N/A
742 DS3 Spec Density Zone 2	0	N/A
743 DS3 Spec Density Zone 3	0	N/A
744 DS3 Spec Density Zone 4	0	N/A
745 DS3 Spec Density Zone 5	0	N/A
746 DS3 Spec Density Zone 6	0	N/A
747 DS3 Spec Density Zone 7	0	N/A
750 DDS&Oth SP Density Zone 1	0	N/A
751 DDS&Oth SP Density Zone 2	0	N/A
752 DDS&Oth SP Density Zone 3	0	N/A
753 DDS&Oth SP Density Zone 4	0	N/A
754 DDS&Oth SP Density Zone 5	0	N/A
755 DDS&Oth SP Density Zone 6	0	N/A
756 DDS&Oth SP Density Zone 7	0	N/A
760 Wideband (undesigned)	0	N/A
761 WB Density Zone 1	0	N/A
762 WB Density Zone 2	0	N/A
763 WB Density Zone 3	0	N/A
764 WB Density Zone 4	0	N/A
765 WB Density Zone 5	0	N/A

EXG-2 ANALYZE

Filing Date: 06/16/2014

Filing Entity: CNAR - CenturyTel of Arkansas, Inc.

Transmittal Number: 56

June 16, 2014 Annual Price Cap Filing (CNARAN14.XLS)

Page 2 of 2

Price Cap Tariff Review Plan
Net Exogenous Cost Shifts

	Other Exog		from EXG1
766 WB Density Zone 6	0		N/A
767 WB Density Zone 7	0		N/A
770 SP Undesignated to Svc Bands	-8		N/A
780 Total Special Access	-8		-8

These 22 columns have been removed due to Intercarrier Comp Reform.

0.000000

0.000000

0.000000
0.000000

0.000000

0.000000

-0.000003

RTE-1 chart, Pages 1-10. Arrow right for Pages 11-20.
Page down 60 for next page
To Print, Use Manual Compression = 63% and Landscape Mode

Price Caps Tariff Review Plan
Common Line Basket

	BASE PERIOD DEMAND	RATES AT LAST PCI UPDATE	CURRENT RATES	PROPOSED RATES	BASE PERIOD DEMAND x RATES AT LAST PCI UPDATE	BASE PERIOD DEMAND x CURRENT RATES	BASE PERIOD DEMAND x PROPOSED RATES	INDEX RESULTS
	(A)	(B)	(C)	(D)	(E)	(F)	(G)	(H)
End User Common Line (EUCL)								
No Zone or Zone A:								
102 Primary Res, Single Line Bus, Lifeline EUCL (1)	129,387	6.50000000	6.50000000	6.50000000	841,016	841,016	841,016	N/A
104 NonPrimary Residence & BRI ISDN EUCL (1)	1,051	6.50000000	6.50000000	6.50000000	6,832	6,832	6,832	N/A
106 Multiline Bus, PRI ISDN, Centrex EUCL (1)	30,422	9.11450272	9.11450272	8.95748891	277,281	277,281	272,505	N/A
108 Special Access Surcharge	0	25.00000000	25.00000000	25.00000000	0	0	0	N/A
109 Other EUCL	N/A	N/A	N/A	N/A	4,920	4,920	4,920	N/A
Zone B:								
112 Primary Res, Single Line Bus, Lifeline EUCL (1)	0	0.00000000	0.00000000	0.00000000	0	0	0	N/A
114 NonPrimary Residence & BRI ISDN EUCL (1)	0	0.00000000	0.00000000	0.00000000	0	0	0	N/A
116 Multiline Bus, PRI ISDN, Centrex EUCL (1)	0	0.00000000	0.00000000	0.00000000	0	0	0	N/A
Zone C:								
122 Primary Res, Single Line Bus, Lifeline EUCL (1)	0	0.00000000	0.00000000	0.00000000	0	0	0	N/A
124 NonPrimary Residence & BRI ISDN EUCL (1)	0	0.00000000	0.00000000	0.00000000	0	0	0	N/A
126 Multiline Bus, PRI ISDN, Centrex EUCL (1)	0	0.00000000	0.00000000	0.00000000	0	0	0	N/A
Zone D:								
132 Primary Res, Single Line Bus, Lifeline EUCL (1)	0	0.00000000	0.00000000	0.00000000	0	0	0	N/A
134 NonPrimary Residence & BRI ISDN EUCL (1)	0	0.00000000	0.00000000	0.00000000	0	0	0	N/A
136 Multiline Bus, PRI ISDN, Centrex EUCL (1)	0	0.00000000	0.00000000	0.00000000	0	0	0	N/A
Zone - Other:								
142 Primary Res, Single Line Bus, Lifeline EUCL (1)	0	0.00000000	0.00000000	0.00000000	0	0	0	N/A
144 NonPrimary Residence & BRI ISDN EUCL (1)	0	0.00000000	0.00000000	0.00000000	0	0	0	N/A
146 Multiline Bus, PRI ISDN, Centrex EUCL (1)	0	0.00000000	0.00000000	0.00000000	0	0	0	N/A
Presubscribed Interexchange Carrier Charge (PICC)								
155 Multiline Business & PRI ISDN PICC (1)	25,285	0.00000000	0.00000000	0.00000000	0	0	0	N/A
157 Business Centrex PICC	4,532	N/A	N/A	N/A	0	0	0	N/A
Carrier Common Line								
161 Terminating CCL Prem.	0	0.00000000	0.00000000	0.00000000	0	0	0	N/A
163 Terminating CCL Non-Prem.	0	0.00000000	0.00000000	0.00000000	0	0	0	N/A
165 Originating CCL Prem.	0	0.00000000	0.00000000	0.00000000	0	0	0	N/A
167 Originating CCL Non-Prem.	0	0.00000000	0.00000000	0.00000000	0	0	0	N/A
180 Other Common Line	N/A	N/A	N/A	N/A	0	0	0	N/A
185 USAC Receipts	160,860	0.00000000	0.00000000	0.00000000	0	0	0	N/A
190 Total Basket	N/A	N/A	N/A	N/A	1,130,048	1,130,048	1,125,272	N/A

(1) May be a composite rate

Price Caps Tariff Review Plan
Common Line Basket

	BASE PERIOD DEMAND	RATES AT LAST PCI UPDATE	CURRENT RATES	PROPOSED RATES	BASE PERIOD DEMAND x RATES AT LAST PCI UPDATE	BASE PERIOD DEMAND x CURRENT RATES	BASE PERIOD DEMAND x PROPOSED RATES	INDEX RESULTS
	(A)	(B)	(C)	(D)	(E)	(F)	(G)	(H)
End User Common Line (EUCL)								
No Zone or Zone A:								
102 Primary Res, Single Line Bus, Lifeline EUCL (1)	129,387	6.50000000	6.50000000	6.50000000	841,016	841,016	841,016	N/A
104 NonPrimary Residence & BRI ISDN EUCL (1)	1,051	6.50000000	6.50000000	6.50000000	6,832	6,832	6,832	N/A
106 Multiline Bus, PRI ISDN, Centrex EUCL (1)	30,422	9.11450272	9.11450272	8.95748891	277,281	277,281	272,505	N/A
108 Special Access Surcharge	0	25.00000000	25.00000000	25.00000000	0	0	0	N/A
109 Other EUCL	N/A	N/A	N/A	N/A	4,920	4,920	4,920	N/A
Zone B:								
112 Primary Res, Single Line Bus, Lifeline EUCL (1)	0	0.00000000	0.00000000	0.00000000	0	0	0	N/A
114 NonPrimary Residence & BRI ISDN EUCL (1)	0	0.00000000	0.00000000	0.00000000	0	0	0	N/A
116 Multiline Bus, PRI ISDN, Centrex EUCL (1)	0	0.00000000	0.00000000	0.00000000	0	0	0	N/A
Zone C:								
122 Primary Res, Single Line Bus, Lifeline EUCL (1)	0	0.00000000	0.00000000	0.00000000	0	0	0	N/A
124 NonPrimary Residence & BRI ISDN EUCL (1)	0	0.00000000	0.00000000	0.00000000	0	0	0	N/A
126 Multiline Bus, PRI ISDN, Centrex EUCL (1)	0	0.00000000	0.00000000	0.00000000	0	0	0	N/A
Zone D:								
132 Primary Res, Single Line Bus, Lifeline EUCL (1)	0	0.00000000	0.00000000	0.00000000	0	0	0	N/A
134 NonPrimary Residence & BRI ISDN EUCL (1)	0	0.00000000	0.00000000	0.00000000	0	0	0	N/A
136 Multiline Bus, PRI ISDN, Centrex EUCL (1)	0	0.00000000	0.00000000	0.00000000	0	0	0	N/A
Zone - Other:								
142 Primary Res, Single Line Bus, Lifeline EUCL (1)	0	0.00000000	0.00000000	0.00000000	0	0	0	N/A
144 NonPrimary Residence & BRI ISDN EUCL (1)	0	0.00000000	0.00000000	0.00000000	0	0	0	N/A
146 Multiline Bus, PRI ISDN, Centrex EUCL (1)	0	0.00000000	0.00000000	0.00000000	0	0	0	N/A
Presubscribed Interexchange Carrier Charge (PICC)								
155 Multiline Business & PRI ISDN PICC (1)	25,285	0.00000000	0.00000000	0.00000000	0	0	0	N/A
157 Business Centrex PICC	4,532	N/A	N/A	N/A	0	0	0	N/A
Carrier Common Line								
161 Terminating CCL Prem.	0	0.00000000	0.00000000	0.00000000	0	0	0	N/A
163 Terminating CCL Non-Prem.	0	0.00000000	0.00000000	0.00000000	0	0	0	N/A
165 Originating CCL Prem.	0	0.00000000	0.00000000	0.00000000	0	0	0	N/A
167 Originating CCL Non-Prem.	0	0.00000000	0.00000000	0.00000000	0	0	0	N/A
180 Other Common Line	N/A	N/A	N/A	N/A	0	0	0	N/A
185 USAC Receipts	160,860	0.00000000	0.00000000	0.00000000	0	0	0	N/A
Per Minute Revenues					0	0	0	N/A
190 Total Basket	N/A	N/A	N/A	N/A	1,130,049	1,130,049	1,125,272	N/A

RTE-1 chart, Pages 31-40. Arrow right for CAP forms.
Page down 60 for next page
To Print, Use Manual Compression = 63% and Landscape Mode

CAP-1 chart. Arrow down for CAP-2, CAP-3, CAP-4,CAP-5, and FOOTNOTES pages. Arrow right for ANALYZER.

Page down 60 for next page

To Print, Use Manual Compression = 63% and Landscape Mode

Price Cap Tariff Review Plan
Calculation of EUCL Limits, PICC Rate and CCL Rates

	Source	Total (a)	No Zone / Zone A (b)	Zone B (c)	Zone C (d)	Zone D (e)	Other Zone * (f)
EUCL Demand Inputs							
100	Total Primary Res & SLB & LifeLine Lines	RTE1: b:r102a;c:r112a;d:r122a;e:r132a;f:r142a	129,387	129,387	0	0	0
110	Total NonPrim Res & BRI ISDN Lines	RTE1: b:r104a;c:r114a;d:r124a;e:r134a;f:r144a	1,051	1,051	0	0	0
120	Total MLB&PRI ISDN (include PRI * 5, & Include Ce	RTE1: b:r106a;c:r116a;d:r126a;e:r136a;f:r146a	30,422	30,422	0	0	0
130	Total Local Exchange Lines	r100+r110+r120	160,860	160,860	0	0	0
PICC Demand Inputs							
200	Total MLB&PRI ISDN (include PRI * 5, & exclude Ce	RTE1r155a	25,285	N/A	N/A	N/A	N/A
210	Total Business Centrex Lines in groups with 9 or mo	Input or Sum of Jurisdictions	2,540	N/A	N/A	N/A	N/A
220	Total Business Groups with less than 9 lines in the g	Input or Sum of Jurisdictions	631	N/A	N/A	N/A	N/A
MOU Demand Inputs							
300	Total Terminating Premium MOU	RTE1r161a	0	N/A	N/A	N/A	N/A
310	Total Terminating Non-Premium MOU	RTE1r163a	0	N/A	N/A	N/A	N/A
320	Total Terminating Chargeable MOU	r300+.45*r310	0	N/A	N/A	N/A	N/A
330	Total Originating Premium MOU	RTE1r165a	0	N/A	N/A	N/A	N/A
340	Total Originating Non-Premium MOU	RTE1r167a	0	N/A	N/A	N/A	N/A
350	Total Originating Chargeable MOU	r330+.45*r340	0	N/A	N/A	N/A	N/A
SLC/PICC Caps							
400	PR, Lifeline & SLB EU Cap	Input	6.50	N/A	N/A	N/A	N/A
410	NonPrimary Res & BRI EU Cap	Input	6.50	N/A	N/A	N/A	N/A
420	MLB, PRI & Centrex EU Cap	Input	9.20	N/A	N/A	N/A	N/A
430	MLB PICC Rate as of Dec. 29, 2011	Input	0.000000	N/A	N/A	N/A	N/A
CMT Revenue							
440	Current MaxCMT Rev per Line (from previous filing)	Input (r460 from prev filing) or Wtd Avg of Juris	6.966749	N/A	N/A	N/A	N/A
450	Total CMT Exogenous Cost Factor ((R+deltaZ)/R)	((EXG1r160s/r130a)/r440a)+1	0.99971489	N/A	N/A	N/A	N/A
460	Proposed Maximum CMT Revenue Per Line	r440*r450	6.964763	N/A	N/A	N/A	N/A

Price Cap Tariff Review Plan
Calculation of EUCL Limits, PICC Rate and CCL Rates

Source	Total Jurisdiction	No Zone / Zone A	Zone B	Zone C	Zone D	Other Zone*
	(a)	(b)	(c)	(d)	(e)	(f)
CMT Revenue Vs EU Revenue at Max. Allowable Rates						
600 Proposed Maximum CMT Revenue	r460 * r130 or Sum of Jurisdictions	1,120,352	N/A	N/A	N/A	N/A
610 Maximum Allowable PR, Lifeline & SLB EU Revenue	r400 * r100 or Sum of Jurisdictions	841,016	N/A	N/A	N/A	N/A
620 Maximum Allowable NonPrimary Res & BRI EU Revenue	r410 * r110 or Sum of Jurisdictions	6,832	N/A	N/A	N/A	N/A
630 Maximum Allowable MLB, PRI & Centrex EU Revenue	r420 * r120 or Sum of Jurisdictions	279,882	N/A	N/A	N/A	N/A
640 Total Maximum Allowable EU Revenue	r610 + r620 + r630	1,127,729	N/A	N/A	N/A	N/A
650 Remaining CMT Revenue/(CMT Over-recovery)	r600 - r640	-7,378	N/A	N/A	N/A	N/A
652 Maximum Allowable PICC Revenue	r430*(r200+r210/9+r220) or Sum of Jurisdictns	0	N/A	N/A	N/A	N/A
660 Total USAC Receipts (at t)	RTE1r185f or Sum of Jurisdictns	0	N/A	N/A	N/A	N/A
680 Remaining Recoverable Revenue/(Total over-recovery)	r600-r640-r660-r665-r670 or Sum of Juris	-7,378	N/A	N/A	N/A	N/A
Calculation of PICC for MultiLine Business, PRI ISDN, & Centrex Lines						
800 MLB, PRI & Centrex PICC Rate (Dec. 29, 2011)	r430	0.000000	N/A	N/A	N/A	N/A
810 MLB, PRI & Centrex PICC Revenue Target	if r680>0 then r680 else 0, or Sum of Jurisdictns	0	N/A	N/A	N/A	N/A
820 MLB, PRI & Centrex PICC Target Rate	r810 / (r200 + r210/9 + r220)	0.000000	N/A	N/A	N/A	N/A
830 Maximum Average MLB, PRI & Centrex PICC Rate	Min(r800,r820)	0.000000	N/A	N/A	N/A	N/A
840 Maximum MLB & PRI PICC Revenue	r830 * r200, or Sum of Jurisdictions	0	N/A	N/A	N/A	N/A
850 Maximum Centrex PICC Revenue	r830 * (r210/9 + r220), or Sum of Jurisdictions	0	N/A	N/A	N/A	N/A
860 Total Maximum PICC Revenue (Proposed)	r840 + r850	0	N/A	N/A	N/A	N/A
Calculation of CCL Rates and Revenue						
940 Prem. Originating MOU Rate as of Dec. 29, 2011	Input or Weighted Avg of Jurisdictns	0.000000	N/A	N/A	N/A	N/A
945 Prem. Terminating MOU Rate as of Dec. 29, 2011	Input or Weighted Avg of Jurisdictns	0.000000	N/A	N/A	N/A	N/A
950 Maximum CCL Revenue	r810 - r860, or Sum of Jurisdictions	0	N/A	N/A	N/A	N/A
960 Maximum CCL Originating Rate	Min(r940, r950/r350)	0.000000	N/A	N/A	N/A	N/A
970 Maximum CCL Terminating Rate	Min(r945,(r950 - (r350*r960))/r320)	0.000000	N/A	N/A	N/A	N/A
980 Maximum Originating CCL Revenue	r960 * r350, or Sum of Jurisdictions	0	N/A	N/A	N/A	N/A
990 Maximum Terminating CCL Revenue	r970 * r320, or Sum of Jurisdictions	0	N/A	N/A	N/A	N/A
995 Total Maximum CCL Revenue	r980 + r990	0	N/A	N/A	N/A	N/A
EU Pricing Decision						
1100 Is Deaveraging of EUCL Rates Possible?	if r680>0,"No","Yes"	YES	N/A	N/A	N/A	N/A
1110 Do you have Pooling Revenues?	Input	NO	N/A	N/A	N/A	N/A
1120 Are you going to deaverage EUCL Rates by zone?	Input (If r1100 = "No" you must input "No")	NO	N/A	N/A	N/A	N/A
1130 CAP Form containing final EUCL Rates	if g6=g7=g8=Y,JurisSPM; if g6=g7=Y&g8=N, JurisSP; if g6=y&g7=g8=N&r680<=0,JurisS; if g10=y,JurisMix; if r680>0,CAP1; if r1120=No,CAP2;elseCAP3	CAP2	N/A	N/A	N/A	N/A
1140 Max. Allowable PR, Lifeline & SLB EU Revenue	if Juris rates,sum of Juris;if 1130=CAP1,r610;else1130	CAP2	N/A	N/A	N/A	N/A
1150 Max. Allowable NonPrimary Res & BRI EU Revenue	if Juris rates,sum of Juris;if 1130 =CAP1,r620;else1130	CAP2	N/A	N/A	N/A	N/A
1160 Max. Allowable MLB, PRI & Centrex EU Revenue	if Juris rates,sum of Juris;if 1130=CAP1,r630;else1130	CAP2	N/A	N/A	N/A	N/A

Price Cap Tariff Review Plan
 Manual Input of EUCL Rates - No PICC or MOU Rates

	Source	Total Jurisdiction (a)
Calculation of Maximum Recoverable Revenue		
100 Maximum CMT Revenue	CAP1r600 or Sum of CAP2-priced Jurisdictns	1,120,352
110 Total USAC Receipts (at t)	CAP1r660 or Sum of CAP2-priced Jurisdictns	0
130 Maximum Recoverable Revenue	r100 - r110	1,120,352
Maximum Allowable EU Rates		
200 Max. Allowable Primary Res, Lifeline, & SLB EU Rate	CAP1r400 if CAP1r1130=CAP2	6.50
210 Max. Allowable NonPrimary Res & BRI ISDN EU Rate	CAP1r410 if CAP1r1130=CAP2	6.50
220 Max. Allowable MLB, PRI ISDN, & Centrex EU Rate	CAP1r420 if CAP1r1130=CAP2	9.20
Final EU Rates (Manually Input)		
400 Final Primary Res, Lifeline, & SLB EU Rate	Input	6.50
410 Final NonPrim Res & BRI ISDN EU Rate	Input	6.50
420 Final MLB, PRI ISDN, & Centrex EU Rate	Input	8.96
Final EU Revenue		
500 Final Total Primary Res & SLB & LifeLine EU Revenue	r400 * CAP1r100 or Sum of CAP2-priced Jurisdictns	841,016
510 Final Total NonPrim Res & BRI ISDN EU Revenue	r410 * CAP1r110 or Sum of CAP2-priced Jurisdictns	6,832
520 Final Total MLB, PRI ISDN, & Centrex EU Revenue	r420 * CAP1r120 or Sum of CAP2-priced Jurisdictns	272,505
530 Final Total End User Revenue	r500 + r510 + r520	1,120,352
600 Actual vs. Allowable Revenue: Over-recovery or (Under-recovery)	r530 - r130	0

For all rows: if CAP1r1130="CAP2", use sourcing; if Jurisdictional Pricing, enter Sum of CAP2-priced Jurisdictions where indicated; else value from C.

Price Cap Tariff Review Plan
Calculation of Minimum & Maximum EU Rates

	Source	Total (a)	Zone A (b)	Zone B (c)	Zone C (d)	Zone D (e)	Other Zone * (f)
Calculation of Maximum Recoverable Revenue							
For all rows: if CAP1r1130="CAP3", use sourcing; if Jurisdictional Pricing, enter Sum of CAP3-priced Jurisdictions where indicated; else value from C.							
100 Maximum CMT Revenue	CAP1r600 or Sum of CAP3-priced Jurisdictns	CAP2	N/A	N/A	N/A	N/A	N/A
110 Total USAC Receipts	CAP1r660 or Sum of CAP3-priced Jurisdictns	CAP2	N/A	N/A	N/A	N/A	N/A
130 Maximum Recoverable Revenue	r100 - r110	CAP2	N/A	N/A	N/A	N/A	N/A
Inputs for Calculation of Minimum and Maximum Allowable Deaveraged Rates							
200 Total Local Exchange Lines	CAP1r130 or Sum of CAP3-priced Jurisdictns	CAP2	CAP2	CAP2	CAP2	CAP2	CAP2
210 Unbundled Loop & Line Port Rate (State Approved)	Input if CAP1r1130=CAP3; else, CAP1r1130	N/A	CAP2	CAP2	CAP2	CAP2	CAP2
220 Interstate UNE Rate	r210*.25 if CAP1r1130=CAP3	N/A	CAP2	CAP2	CAP2	CAP2	CAP2
230 Interstate UNE Revenues	r200 * r220 or Sum of CAP3-priced Jurisdictns	CAP2	CAP2	CAP2	CAP2	CAP2	CAP2
240 Maximum CMT Revenue (using Max CMT Rev/Line)	CAP1r600 or Sum of CAP3-priced Jurisdictns	CAP2	N/A	N/A	N/A	N/A	N/A
250 Average Price Cap CMT Rev to be Recovered per Li	CAP1r460 if CAP1r1130=CAP3	CAP2	N/A	N/A	N/A	N/A	N/A
260 Price Cap CMT Revenue by Zone	r200 * r250 or Sum of CAP3-priced Jurisdictns	CAP2	CAP2	CAP2	CAP2	CAP2	CAP2
270 Uniform Rate Adjustment Factor	(r260 - r230) / r 200	CAP2	N/A	N/A	N/A	N/A	N/A
Minimum Deaveraged EU Charge Development							
300 Zone Average Revenue Per Line	r270a+r220 if CAP1r1130=CAP3	N/A	CAP2	CAP2	CAP2	CAP2	CAP2
310 Preliminary Minimum Deaveraged EU Charge	Minimum value in r300	CAP2	N/A	N/A	N/A	N/A	N/A
320 Explicit Subsidy Support from USAC (at t)	CAP1r660 or Sum of CAP3-priced Jurisdictns	CAP2	N/A	N/A	N/A	N/A	N/A
330 Study Area above CAP Benchmark Revenues	If r300>9.2,(r300-7)*CAP1r(100+110)+(r300-9.2)* CAP1r120; if 9.2>=r300>7,(r300-7)*CAP1r(100+110); else 0; or Sum of CAP3-priced Jurisdictns	CAP2	CAP2	CAP2	CAP2	CAP2	CAP2
340 Over Cap Revenues	Max(0, (r330 - r320))	CAP2	N/A	N/A	N/A	N/A	N/A
350 Interim Calculations only (do not represent Zone rest	Interim calcs only (used in r360, r375, r385)	CAP2	CAP2	CAP2	CAP2	CAP2	CAP2
360 Minimum Deavgd PR, Lifeline, SLB EU Rate	Min(r350a,CAP1r400)if CAP1r1130=CAP3	CAP2	N/A	N/A	N/A	N/A	N/A
370 Maximum Deavgd PR, Lifeline, SLB EU Rate	CAP1r400 if CAP1r1130=CAP3	CAP2	N/A	N/A	N/A	N/A	N/A
375 Minimum Deavgd NPR & BRI ISDN EU Rate	Min(r350a,CAP1r410)if CAP1r1130=CAP3	CAP2	N/A	N/A	N/A	N/A	N/A
380 Maximum Deavgd NPR & BRI ISDN EU Rate	CAP1r410 if CAP1r1130=CAP3	CAP2	N/A	N/A	N/A	N/A	N/A
385 Minimum Deavgd MLB, PRI, Centrex EU Rate	Min(r350a,CAP1r420)if CAP1r1130=CAP3	CAP2	N/A	N/A	N/A	N/A	N/A
390 Maximum Deavgd MLB, PRI, Centrex EU Rate	CAP1r420 if CAP1r1130=CAP3	CAP2	N/A	N/A	N/A	N/A	N/A
Final EU Rates (Manually Input)							
400 Final Primary Res, Lifeline, & SLB EU Rate	Input; but for col.c thru f: if r100="N/A", 0	N/A	CAP2	CAP2	CAP2	CAP2	CAP2
410 Final NonPrim Res & BRI ISDN EU Rate	Input; but for col.c thru f: if r100="N/A", 0	N/A	CAP2	CAP2	CAP2	CAP2	CAP2
420 Final MLB, PRI ISDN, & Centrex EU Rate	Input; but for col.c thru f: if r100="N/A", 0	N/A	CAP2	CAP2	CAP2	CAP2	CAP2
Final EU Revenue							
500 Final Total Primary Res & SLB & LifeLine EU Revenue	r400 * CAP1r100 or Sum of CAP3-priced Juris	CAP2	CAP2	CAP2	CAP2	CAP2	CAP2
510 Final Total NonPrim Res & BRI ISDN EU Revenue	r410 * CAP1r110 or Sum of CAP3-priced Juris	CAP2	CAP2	CAP2	CAP2	CAP2	CAP2
520 Final Total MLB, PRI ISDN, & Centrex EU Revenue	r420 * CAP1r120 or Sum of CAP3-priced Juris	CAP2	CAP2	CAP2	CAP2	CAP2	CAP2
530 Final Total End User Revenue	r500 + r510 + r520	CAP2	CAP2	CAP2	CAP2	CAP2	CAP2
600 Actual vs. Allowable Revenue: Over-recovery or (Under-recovery)	r530 - r130	CAP2	N/A	N/A	N/A	N/A	N/A

Price Cap Tariff Review Plan
 Allocation of Pool Revenues to MLB PICC & MLB EUCL

Source	Total (A)	No Zone / Zone A (b)	Zone B (c)	Zone C (d)	Zone D (e)	Other Zone* (f)
For rows 100&105: If CAP1r1110="Yes", use sourcing; else enter "No Pooling".						
100 Pooling Amount?	Input	No Pooling	N/A	N/A	N/A	N/A
105 CAP Form containing final EUCL Rates?	CAP1r1130	No Pooling	N/A	N/A	N/A	N/A
MLB Pooled Rates for CAP1 & CAP2 Forms						
For rows 110 to 220: If CAP4r105="CAP1" or "CAP2" or if Jurisdictional pricing, use sourcing; else, r105 value.						
110 MLB, PRI ISDN & Centrex EUCL Cap	CAP1r420	No Pooling	N/A	N/A	N/A	N/A
120 MLB, PRI & Centrex EUCL Rate	if r105="CAP1", CAP1r520; ="CAP2",CAP2r420;	No Pooling	N/A	N/A	N/A	N/A
130 MLB, PRI ISDN Revenue below EUCL CAP	(r110-r120)*(CAP1r120) or Sum of Jurisdictns	No Pooling	N/A	N/A	N/A	N/A
140 Pooling revenue to be recovered from MLB EUCL R	Min(r130,r100) or Sum of Jurisdictions	No Pooling	N/A	N/A	N/A	N/A
150 MLB EUCL rate	r120+(r140/CAP1r120)	No Pooling	N/A	N/A	N/A	N/A
155 MLB EUCL Revenue	r150 * (CAP1r120), or Sum of Jurisdictions	No Pooling	N/A	N/A	N/A	N/A
160 Remaining Pooling Revenues	r100 - r140	No Pooling	N/A	N/A	N/A	N/A
170 MLB PICC Cap	CAP1r430			0.00	N/A	N/A
180 Maximum Average MLB, PRI & Centrex PICC Rate	CAP1r830			0.00	N/A	N/A
190 MLB PICC Revenue below CAP	(r170-r180)*(CAP1(r200+r210/9+r220)) or Sum	No Pooling	N/A	N/A	N/A	N/A
200 Pooling revenue to be recovered from MLB PICC Ra	Min(r190,r160)	No Pooling	N/A	N/A	N/A	N/A
210 MLB PICC rate	r180+(r200/CAP1(r200+r210/9+r220))	No Pooling	N/A	N/A	N/A	N/A
220 MLB PICC Revenue	r 210 * (CAP1(r200+r210/9+r220)), or Sum of Jurisdictions	No Pooling	N/A	N/A	N/A	N/A
MLB Pooled EU Rates for CAP3						
For rows 300 to 400: If CAP4r105="CAP3" or if Jurisdictional pricing, use sourcing; else value from CAP1r1130.						
300 Total MLB&PRI ISDN lines (include both PRI * 5 & C	CAP1r120 or Sum of CAP3-priced Jurisdictns	No Pooling	No Pooling	No Pooling	No Pooling	No Pooling
310 CAP3 Final MLB, PRI ISDN, & Centrex EU Rate	if r105="CAP3",CAP3r420; else r105	N/A	No Pooling	No Pooling	No Pooling	No Pooling
320 CAP3 Final Total MLB, PRI ISDN, & Centrex EU Re\	CAP3r520 or Sum of CAP3-priced Jurisdictns	No Pooling	No Pooling	No Pooling	No Pooling	No Pooling
330 CAP3 Final MLB Rate adjusted for Pooling amount	a: min(330b.f) b-f:(sum(r310b.f)+r100a)/sum(r300b.f)	No Pooling	No Pooling	No Pooling	No Pooling	No Pooling
340 Final MLB, PRI ISDN & Centrex EU Rate with Poolin	max(r310,r330a)	N/A	No Pooling	No Pooling	No Pooling	No Pooling
350 MLB EUCL Revenue	r300*r340 or Sum of CAP3-priced Jurisdictns	No Pooling	No Pooling	No Pooling	No Pooling	No Pooling
400 Un-recovered Pool Revenues	if CAP1r1110="No", then "No Pooling"; else if r105="CAP3", then r100+r320-r350; if r105="Juris", then r100+r320-r350-r140; else r160-r200	No Pooling	N/A	N/A	N/A	N/A

Price Cap Tariff Review Plan
 Verification of Recovered CMT Revenue

	Source	Total (a)
100 Maximum CMT Revenue	CAP1r600	1,120,352
110 Total USAC Receipts	CAP1r660	0
125 Pooling Revenues	if CAP1r1110 = "Yes", CAP4r100	0
130 Maximum Recoverable Revenue	r100 - r110 + r125	1,120,352
200 Final Total Primary Res & SLB & LifeLine EU Revenue	if CAP1r1130 = "CAP1", CAP1r610 if CAP1r1130 = "CAP2", CAP2r500 if CAP1r1130 = "CAP3", CAP3r500 if CAP1r1130="Juris",CAP1r1140+CAP2r500+CAP3r500	841,016
210 Final Total NonPrim Res & BRI ISDN EU Revenue	if CAP1r1130 = "CAP1", CAP1r620 if CAP1r1130 = "CAP2", CAP2r510 if CAP1r1130 = "CAP3", CAP3r510 if CAP1r1130="Juris",CAP1r1150+CAP2r510+CAP3r510	6,832
220 Final Total MLB, PRI ISDN, & Centrex EU Revenue	if CAP1r1110="Yes"&: if CAP1r1130="CAP1" or "CAP2", CAP4r155 if CAP1r1130="CAP3", CAP4r350a if CAP1r1130="Juris", CAP4(r155+r350a) if CAP1r1110="No"&: if CAP1r1130="CAP1", CAP1r630 if CAP1r1130="CAP2", CAP2r520 if CAP1r1130="CAP3", CAP3r520 if CAP1r1130="Juris", CAP1r1160+CAP2r520+CAP3r520	272,505
300 Final Total EUCL Revenue	r200 + r210 + r220	1,120,352
310 Final Total PICC Revenue	if CAP1r1110="Yes"&CAP1r1130<>"CAP3", CAP4 r220; else CAP1r860	0
320 Final Total CCL Revenue	CAP1r995	0
400 Final Total Recovered Revenue	r300 + r310 + r320	1,120,352
500 Allowable Revenue Over-recovery/(Under-recovery)	r400-r130	0
600 Nonrecoverable from PICC and CCL	CAP1r950-CAP1r995	0
605 Annual Filing Non Recoverable Dollars	if Annual filing = 0 else r600- r610 from the Annual Filing	0
610 Recoverable from ARC (up to max exog costs for Reg Fees, TRS, and NANPA)	Annual: if r600<=0,0,max(0,min(EXG1r160 colsB+H+J),r600) Mid-Year Filing: Max(0,r600-r605)	0

FOOTNOTES

Filing Date: 06/16/2014

Filing Entity: CNAR - CenturyTel of Arkansas, Inc.

Transmittal Number: 56

June 16, 2014 Annual Price Cap Filing (CNARAN14.XLS) Price Cap Tariff Review Plan

Page 1 of 1

Footnotes

General: Those COSAs with jurisdictional detail on sheets B (RTEs) and C (CAPs) may include the terms "JurisSPM", "JurisSP", or "JurisS" in some of the cells in rollup CAP forms on sheet A. These refer to COSAs with Jurisdictional SLC, PICC, and MOU rates (JurisSPM), to COSAs with Jurisdictional SLC and PICC rates, but combined MOU rates (JurisSP), or to COSAs with Jurisdictional SLC rates, but combined PICC and MOU rates (JurisS).

CAP-1 ANALYZE

Filing Date: 06/16/2014

Filing Entity: CNAR - CenturyTel of Arkansas, Inc.

Transmittal Number: 56

June 16, 2014 Annual Price Cap Filing (CNARAN14.XLS)

Page 1 of 2

Price Cap Tariff Review Plan
Calculation of EUCL Limits, PICC Rate and CCL Rates

	Source	Total Jurisdiction (a)	No Zone / Zone A (b)	Zone B (c)	Zone C (d)	Zone D (e)	Other Zone (f)
EUCL Demand Inputs							
100 Total Primary Res & SLB & LifeLine Lines	RTE1: b:r102a;c:r112a;d:r122a;e:r132a;f:r142a	129,387	129,387	0	0	0	0
110 Total NonPrim Res & BRI ISDN Lines	RTE1: b:r104a;c:r114a;d:r124a;e:r134a;f:r144a	1,051	1,051	0	0	0	0
120 Total MLB&PRI ISDN (include PRI * 5, & Include Ce	RTE1: b:r106a;c:r116a;d:r126a;e:r136a;f:r146a	30,422	30,422	0	0	0	0
130 Total Local Exchange Lines	r100+r110+r120	160,860	160,860	0	0	0	0
PICC Demand Inputs							
200 Total MLB&PRI ISDN (include PRI * 5, & exclude Ce	RTE1r155a	25,285	N/A	N/A	N/A	N/A	N/A
210 Total Business Centrex Lines in groups with 9 or mo	Input or Sum of Jurisdictions	2,540	N/A	N/A	N/A	N/A	N/A
220 Total Business Groups with less than 9 lines in the g	Input or Sum of Jurisdictions	631	N/A	N/A	N/A	N/A	N/A
MOU Demand Inputs							
300 Total Terminating Premium MOU	RTE1r161a	0	N/A	N/A	N/A	N/A	N/A
310 Total Terminating Non-Premium MOU	RTE1r163a	0	N/A	N/A	N/A	N/A	N/A
320 Total Terminating Chargeable MOU	r300+.45*r310	0	N/A	N/A	N/A	N/A	N/A
330 Total Originating Premium MOU	RTE1r165a	0	N/A	N/A	N/A	N/A	N/A
340 Total Originating Non-Premium MOU	RTE1r167a	0	N/A	N/A	N/A	N/A	N/A
350 Total Originating Chargeable MOU	r330+.45*r340	0	N/A	N/A	N/A	N/A	N/A
SLC/PICC Caps							
400 PR, Lifeline & SLB EU Cap	Input	6.50	N/A	N/A	N/A	N/A	N/A
410 NonPrimary Res & BRI EU Cap	Input	6.50	N/A	N/A	N/A	N/A	N/A
420 MLB, PRI & Centrex EU Cap	Input	9.20	N/A	N/A	N/A	N/A	N/A
430 MLB PICC Rate as of Dec. 29, 2011	Input	0.000000	N/A	N/A	N/A	N/A	N/A
CMT Revenue							
440 Current MaxCMT Rev per Line (from previous filing)	Input (r460 from prev filing) or Wtd Avg of Juris	6.966749	N/A	N/A	N/A	N/A	N/A
450 Total CMT Exogenous Cost Factor ((R+deltaZ)/R)	((EXG1r160s/r130a)/r440a)+1	0.999715	N/A	N/A	N/A	N/A	N/A
460 Proposed Maximum CMT Revenue Per Line	r440*r450	6.964763	N/A	N/A	N/A	N/A	N/A

CAP-1 ANALYZE

Filing Date: 06/16/2014
 Filing Entity: CNAR - CenturyTel of Arkansas, Inc.
 Transmittal Number: 56
 June 16, 2014 Annual Price Cap Filing (CNARAN14.XLS)
 Page 2 of 2

Price Cap Tariff Review Plan
 Calculation of EUCL Limits, PICC Rate and CCL Rates

Source	Total Jurisdiction (a)	No Zone / Zone A (b)	Zone B (c)	Zone C (d)	Zone D (e)	Other Zone (f)
CMT Revenue Vs EU Revenue at Max. Allowable Rates						
600 Proposed Maximum CMT Revenue	r460 * r130 or Sum of Jurisdictions	1,120,352	N/A	N/A	N/A	N/A
610 Maximum Allowable PR, Lifeline & SLB EU Revenue	r400 * r100 or Sum of Jurisdictions	841,016	N/A	N/A	N/A	N/A
620 Maximum Allowable NonPrimary Res & BRI EU Revenue	r410 * r110 or Sum of Jurisdictions	6,832	N/A	N/A	N/A	N/A
630 Maximum Allowable MLB, PRI & Centrex EU Revenue	r420 * r120 or Sum of Jurisdictions	279,882	N/A	N/A	N/A	N/A
640 Total Maximum Allowable EU Revenue	r610 + r620 + r630	1,127,729	N/A	N/A	N/A	N/A
650 Remaining CMT Revenue/(CMT Over-recovery)	r600 - r640	-7,378	N/A	N/A	N/A	N/A
652 Maximum Allowable PICC Revenue	r430*(r200+r210/9+r220) or Sum of Jurisdictns	0	N/A	N/A	N/A	N/A
660 Total USAC Receipts (at t)	RTE1r185f or Sum of Jurisdictns	0	N/A	N/A	N/A	N/A
680 Remaining Recoverable Revenue/(Total over-recovery)	r600-r640-r660-r665-r670 or Sum of Juris	-7,378	N/A	N/A	N/A	N/A
Calculation of PICC for MultiLine Business, PRI ISDN, & Centrex Lines						
800 MLB, PRI & Centrex PICC Rate (Dec. 29, 2011)	r430	0.000000	N/A	N/A	N/A	N/A
810 MLB, PRI & Centrex PICC Revenue Target	if r680>0 then r680 else 0, or Sum of Jurisdictns	0	N/A	N/A	N/A	N/A
820 MLB, PRI & Centrex PICC Target Rate	r810 / (r200 + r210/9 + r220)	0.000000	N/A	N/A	N/A	N/A
830 Maximum Average MLB, PRI & Centrex PICC Rate	Min(r800,r820)	0.000000	N/A	N/A	N/A	N/A
840 Maximum MLB & PRI PICC Revenue	r830 * r200, or Sum of Jurisdictions	0	N/A	N/A	N/A	N/A
850 Maximum Centrex PICC Revenue	r830 * (r210/9 + r220), or Sum of Jurisdictions	0	N/A	N/A	N/A	N/A
860 Total Maximum PICC Revenue (Proposed)	r840 + r850	0	N/A	N/A	N/A	N/A
Calculation of CCL Rates and Revenue						
940 Prem. Originating MOU Rate as of Dec. 29, 2011	Input or Weighted Avg of Jurisdictns	0.000000	N/A	N/A	N/A	N/A
945 Prem. Terminating MOU Rate as of Dec. 29, 2011	Input or Weighted Avg of Jurisdictns	0.000000	N/A	N/A	N/A	N/A
950 Maximum CCL Revenue	r810 - r860, or Sum of Jurisdictions	0	N/A	N/A	N/A	N/A
960 Maximum CCL Originating Rate	Min(r940, r950/r350)	0.000000	N/A	N/A	N/A	N/A
970 Maximum CCL Terminating Rate	Min(r945,(r950 - (r350*r960))/r320)	0.000000	N/A	N/A	N/A	N/A
980 Maximum Originating CCL Revenue	r960 * r350, or Sum of Jurisdictions	0	N/A	N/A	N/A	N/A
990 Maximum Terminating CCL Revenue	r970 * r320, or Sum of Jurisdictions	0	N/A	N/A	N/A	N/A
995 Total Maximum CCL Revenue	r980 + r990	0	N/A	N/A	N/A	N/A
EU Pricing Decision						
1100 Is Deaveraging of EUCL Rates Possible?	if r680>0,"No","Yes"	YES	N/A	N/A	N/A	N/A
1110 Do you have Pooling Revenues?	Input	NO	N/A	N/A	N/A	N/A
1120 Are you going to deaverage EUCL Rates by zone?	Input (If r1100 = "No" you must input "No")	NO	N/A	N/A	N/A	N/A
1130 CAP Form containing final EUCL Rates	if g6=g7=g8=Y,JurisSPM; if g6=g7=Y&g8=N, J=y,JurisMix; if r680>0,CAP1; if r1120=No,CAP2;elseCAP3	CAP2	N/A	N/A	N/A	N/A
1140 Max. Allowable PR, Lifeline & SLB EU Revenue	if Juris rates,sum of Juris;if 1130=CAP1,r610;else1130	CAP2	N/A	N/A	N/A	N/A
1150 Max. Allowable NonPrimary Res & BRI EU Revenue	if Juris rates,sum of Juris;if 1130 =CAP1,r620;else1130	CAP2	N/A	N/A	N/A	N/A
1160 Max. Allowable MLB, PRI & Centrex EU Revenue	if Juris rates,sum of Juris;if 1130=CAP1,r630;else1130	CAP2	N/A	N/A	N/A	N/A

CAP-2 ANALYZE

Filing Date: 06/16/2014
 Filing Entity: CNAR - CenturyTel of Arkansas, Inc.
 Transmittal Number: 56
 June 16, 2014 Annual Price Cap Filing (CNARAN14.XLS)
 Page 1 of 1

Price Cap Tariff Review Plan
 Manual Input of EUCL Rates - No PICC or MOU Rates

	Source	Total Jurisdiction (a)	
Calculation of Maximum Recoverable Revenue			
For all rows: if CAP1r1130="CAP2", use sourcing; if Jurisdictional Pricing, enter Sum of CAP2-priced Jurisdictions where indicated; else value from C/			
100 Maximum CMT Revenue	CAP1r600 or Sum of CAP2-priced Jurisdictns	1,120,352	
110 Total USAC Receipts (at t)	CAP1r660 or Sum of CAP2-priced Jurisdictns	0	
130 Maximum Recoverable Revenue	r100 - r110	1,120,352	
Maximum Allowable EU Rates			
200 Max. Allowable Primary Res, Lifeline, & SLB EU Rate	CAP1r400 if CAP1r1130=CAP2	6.50	
210 Max. Allowable NonPrimary Res & BRI ISDN EU Rate	CAP1r410 if CAP1r1130=CAP2	6.50	
220 Max. Allowable MLB, PRI ISDN, & Centrex EU Rate	CAP1r420 if CAP1r1130=CAP2	9.20	
Final EU Rates (Manually Input)			
400 Final Primary Res, Lifeline, & SLB EU Rate	Input	6.50	ok
410 Final NonPrim Res & BRI ISDN EU Rate	Input	6.50	ok
420 Final MLB, PRI ISDN, & Centrex EU Rate	Input	8.96	ok
Final EU Revenue			
500 Final Total Primary Res & SLB & LifeLine EU Revenue	r400 * CAP1r100 or Sum of CAP2-priced Jurisdictns	841,016	
510 Final Total NonPrim Res & BRI ISDN EU Revenue	r410 * CAP1r110 or Sum of CAP2-priced Jurisdictns	6,832	
520 Final Total MLB, PRI ISDN, & Centrex EU Revenue	r420 * CAP1r120 or Sum of CAP2-priced Jurisdictns	272,505	
530 Final Total End User Revenue	r500 + r510 + r520	1,120,352	
600 Actual vs. Allowable Revenue: Over-recovery or (Under-recovery)	r530 - r130	0	ok

CAP-3 ANALYZE

Filing Date: 06/16/2014
 Filing Entity: CNAR - CenturyTel of Arkansas, Inc.
 Transmittal Number: 56
 June 16, 2014 Annual Price Cap Filing (CNARAN14.XLS)
 Page 1 of 1

Price Cap Tariff Review Plan
 Calculation of Minimum & Maximum EU Rates

	Source	Total (a)	Zone A (b)	Zone B (c)	Zone C (d)	Zone D (e)	Other Zone * (f)
Calculation of Maximum Recoverable Revenue							
For all rows: if CAP1r1130="CAP3", use sourcing; if Jurisdictional Pricing, enter Sum of CAP3-priced Jurisdictions where indicated; else value from C/							
100 Maximum CMT Revenue	CAP1r600 or Sum of CAP3-priced Jurisdictns	CAP2	N/A	N/A	N/A	N/A	N/A
110 Total USAC Receipts	CAP1r660 or Sum of CAP3-priced Jurisdictns	CAP2	N/A	N/A	N/A	N/A	N/A
130 Maximum Recoverable Revenue	r100 - r110	CAP2	N/A	N/A	N/A	N/A	N/A
Inputs for Calculation of Minimum and Maximum							
200 Total Local Exchange Lines	CAP1r130 or Sum of CAP3-priced Jurisdictns	CAP2	CAP2	CAP2	CAP2	CAP2	CAP2
210 Unbundled Loop & Line Port Rate (State Approved)	Input if CAP1r1130=CAP3; else, CAP1r1130	N/A	CAP2	CAP2	CAP2	CAP2	CAP2
220 Interstate UNE Rate	r210*.25 if CAP1r1130=CAP3	N/A	CAP2	CAP2	CAP2	CAP2	CAP2
230 Interstate UNE Revenues	r200 * r220 or Sum of CAP3-priced Jurisdictns	CAP2	CAP2	CAP2	CAP2	CAP2	CAP2
240 Maximum CMT Revenue (using Max CMT Rev/Line)	CAP1r600 or Sum of CAP3-priced Jurisdictns	CAP2	N/A	N/A	N/A	N/A	N/A
250 Average Price Cap CMT Rev to be Recovered per Li	CAP1r460 if CAP1r1130=CAP3	CAP2	N/A	N/A	N/A	N/A	N/A
260 Price Cap CMT Revenue by Zone	r200 * r250 or Sum of CAP3-priced Jurisdictns	CAP2	CAP2	CAP2	CAP2	CAP2	CAP2
270 Uniform Rate Adjustment Factor	(r260 - r230) / r 200	CAP2	N/A	N/A	N/A	N/A	N/A
Minimum Deaveraged EU Charge Development							
300 Zone Average Revenue Per Line	r270a+r220 if CAP1r1130=CAP3	N/A	CAP2	CAP2	CAP2	CAP2	CAP2
310 Preliminary Minimum Deaveraged EU Charge	Minimum value in r300	CAP2	N/A	N/A	N/A	N/A	N/A
320 Explicit Subsidy Support from USAC (at t)	CAP1r660 or Sum of CAP3-priced Jurisdictns	CAP2	N/A	N/A	N/A	N/A	N/A
330 Study Area above CAP Benchmark Revenues	If r300>9.2,(r300-7)*CAP1r(100+110)+(r300-9.2)* CAP1r120; if 9.2>=r300>7,(r300-7)*CAP1r(100+110); else 0; or Sum of CAP3-priced Jurisdictns	CAP2	CAP2	CAP2	CAP2	CAP2	CAP2
340 Over Cap Revenues	Max(0, (r330 - r320))	CAP2	N/A	N/A	N/A	N/A	N/A
350 Interim Calculations only (do not represent Zone rest	Interim calcs only (used in r360, r375, r385)	CAP2	CAP2	CAP2	CAP2	CAP2	CAP2
360 Minimum Deavgd PR, Lifeline, SLB EU Rate	Min(r350a,CAP1r400)if CAP1r1130=CAP3	CAP2	N/A	N/A	N/A	N/A	N/A
370 Maximum Deavgd PR, Lifeline, SLB EU Rate	CAP1r400 if CAP1r1130=CAP3	CAP2	N/A	N/A	N/A	N/A	N/A
375 Minimum Deavgd NPR & BRI ISDN EU Rate	Min(r350a,CAP1r410)if CAP1r1130=CAP3	CAP2	N/A	N/A	N/A	N/A	N/A
380 Maximum Deavgd NPR & BRI ISDN EU Rate	CAP1r410 if CAP1r1130=CAP3	CAP2	N/A	N/A	N/A	N/A	N/A
385 Minimum Deavgd MLB, PRI, Centrex EU Rate	Min(r350a,CAP1r420)if CAP1r1130=CAP3	CAP2	N/A	N/A	N/A	N/A	N/A
390 Maximum Deavgd MLB, PRI, Centrex EU Rate	CAP1r420 if CAP1r1130=CAP3	CAP2	N/A	N/A	N/A	N/A	N/A
Final EU Rates (Manually Input)							
400 Final Primary Res, Lifeline, & SLB EU Rate	Input; but for col.c thru f: if r100="N/A", 0	N/A	CAP2	CAP2	CAP2	CAP2	CAP2
410 Final NonPrim Res & BRI ISDN EU Rate	Input; but for col.c thru f: if r100="N/A", 0	N/A	CAP2	CAP2	CAP2	CAP2	CAP2
420 Final MLB, PRI ISDN, & Centrex EU Rate	Input; but for col.c thru f: if r100="N/A", 0	N/A	CAP2	CAP2	CAP2	CAP2	CAP2
Final EU Revenue							
500 Final Total Primary Res & SLB & LifeLine EU Revenue	r400 * CAP1r100 or Sum of CAP3-priced Juris	CAP2	CAP2	CAP2	CAP2	CAP2	CAP2
510 Final Total NonPrim Res & BRI ISDN EU Revenue	r410 * CAP1r110 or Sum of CAP3-priced Juris	CAP2	CAP2	CAP2	CAP2	CAP2	CAP2
520 Final Total MLB, PRI ISDN, & Centrex EU Revenue	r420 * CAP1r120 or Sum of CAP3-priced Juris	CAP2	CAP2	CAP2	CAP2	CAP2	CAP2
530 Final Total End User Revenue	r500 + r510 + r520	CAP2	CAP2	CAP2	CAP2	CAP2	CAP2
600 Actual vs. Allowable Revenue: Over-recovery or (Under-recovery)	r530 - r130	CAP2	N/A	N/A	N/A	N/A	N/A

CAP-4 ANALYZE

Filing Date: 06/16/2014
 Filing Entity: CNAR - CenturyTel of Arkansas, Inc.
 Transmittal Number: 56
 June 16, 2014 Annual Price Cap Filing (CNARAN14.XLS)
 Page 1 of 1

Price Cap Tariff Review Plan
 Allocation of Pool Revenues to MLB PICC & MLB EUCL

Source	Total (a)	No Zone / Zone A (b)	Zone B (c)	Zone C (d)	Zone D (e)	Other Zone (f)
For rows 100&105: If CAP1r1110="Yes", use sourcing; else enter "No Pooling".						
100 Pooling Amount?	Input	No Pooling	N/A	N/A	N/A	N/A
105 CAP Form containing final EUCL Rates?	CAP1r1130	No Pooling	N/A	N/A	N/A	N/A
MLB Pooled Rates for CAP1 & CAP2 Forms						
For rows 110 to 220: If CAP4r105="CAP1" or "CAP2" or if Jurisdictional pricing, use sourcing; else, r105 value.						
110 MLB, PRI ISDN & Centrex EUCL Cap	CAP1r420	No Pooling	N/A	N/A	N/A	N/A
120 MLB, PRI & Centrex EUCL Rate	if r105="CAP1", CAP1r520; ="CAP2",CAP2r420;	No Pooling	N/A	N/A	N/A	N/A
130 MLB, PRI ISDN Revenue below EUCL CAP	(r110-r120)*(CAP1r120) or Sum of Jurisdictns	No Pooling	N/A	N/A	N/A	N/A
140 Pooling revenue to be recovered from MLB EUCL R	Min(r130,r100) or Sum of Jurisdictions	No Pooling	N/A	N/A	N/A	N/A
150 MLB EUCL rate	r120+(r140/CAP1r120)	No Pooling	N/A	N/A	N/A	N/A
155 MLB EUCL Revenue	r150 * (CAP1r120), or Sum of Jurisdictions	No Pooling	N/A	N/A	N/A	N/A
160 Remaining Pooling Revenues	r100 - r140	No Pooling	N/A	N/A	N/A	N/A
170 MLB PICC Cap	CAP1r430	No Pooling	N/A	N/A	N/A	N/A
180 Maximum Average MLB, PRI & Centrex PICC Rate	CAP1r830	No Pooling	N/A	N/A	N/A	N/A
190 MLB PICC Revenue below CAP	(r170-r180)*(CAP1(r200+r210/9+r220)) or Sum	No Pooling	N/A	N/A	N/A	N/A
200 Pooling revenue to be recovered from MLB PICC Ra	Min(r190,r160)	No Pooling	N/A	N/A	N/A	N/A
210 MLB PICC rate	r180+(r200/CAP1(r200+r210/9+r220))	No Pooling	N/A	N/A	N/A	N/A
220 MLB PICC Revenue	r 210 * (CAP1(r200+r210/9+r220)), or Sum of Jurisdictions	No Pooling	N/A	N/A	N/A	N/A
MLB Pooled EU Rates for CAP3						
For rows 300 to 400: If CAP4r105="CAP3" or if Jurisdictional pricing, use sourcing; else value from CAP1r1130.						
300 Total MLB&PRI ISDN lines (include both PRI * 5 & C	CAP1r120 or Sum of CAP3-priced Jurisdictns	No Pooling	No Pooling	No Pooling	No Pooling	No Pooling
310 CAP3 Final MLB, PRI ISDN, & Centrex EU Rate	if r105="CAP3",CAP3r420; else r105	N/A	No Pooling	No Pooling	No Pooling	No Pooling
320 CAP3 Final Total MLB, PRI ISDN, & Centrex EU Re\	CAP3r520 or Sum of CAP3-priced Jurisdictns	No Pooling	No Pooling	No Pooling	No Pooling	No Pooling
330 CAP3 Final MLB Rate adjusted for Pooling amount	a: min(330b.f) b-f:(sum(r310b.f)+r100a)/sum(r300b.f)	No Pooling	No Pooling	No Pooling	No Pooling	No Pooling
340 Final MLB, PRI ISDN & Centrex EU Rate with Poolin	max(r310,r330a)	N/A	No Pooling	No Pooling	No Pooling	No Pooling
350 MLB EUCL Revenue	r300*r340 or Sum of CAP3-priced Jurisdictns	No Pooling	No Pooling	No Pooling	No Pooling	No Pooling
400 Un-recovered Pool Revenues	if CAP1r1110="No", then "No Pooling"; else if r105="CAP3", then r100+r320-r350; if r105="Juris", then r100+r320-r350-r140; else r160-r200	No Pooling	N/A	N/A	N/A	N/A

CAP-5 ANALYZE

Filing Date: 06/16/2014

Filing Entity: CNAR - CenturyTel of Arkansas, Inc.

Transmittal Number: 56

June 16, 2014 Annual Price Cap Filing (CNARAN14.XLS)

Page 1 of 1

Price Cap Tariff Review Plan
Verification of Recovered CMT Revenue

	Source	Total (a)	
100 Maximum CMT Revenue	CAP1r600	1,120,352	
110 Total USAC Receipts	CAP1r660	0	
125 Pooling Revenues	if CAP1r1110 = "Yes", CAP4r100	0	
130 Maximum Recoverable Revenue	r100 - r110 + r125	1,120,352	
200 Final Total Primary Res & SLB & LifeLine EU Revenue	if CAP1r1130 = "CAP1", CAP1r610 if CAP1r1130 = "CAP2", CAP2r500 if CAP1r1130 = "CAP3", CAP3r500 if CAP1r1130="Juris",CAP1r1140+CAP2r500+CAP3r500	841,016	
210 Final Total NonPrim Res & BRI ISDN EU Revenue	if CAP1r1130 = "CAP1", CAP1r620 if CAP1r1130 = "CAP2", CAP2r510 if CAP1r1130 = "CAP3", CAP3r510 if CAP1r1130="Juris",CAP1r1150+CAP2r510+CAP3r510	6,832	
220 Final Total MLB, PRI ISDN, & Centrex EU Revenue	if CAP1r1110="Yes"& if CAP1r1130="CAP1" or "CAP2", CAP4r155 if CAP1r1130="CAP3", CAP4r350a if CAP1r1130="Juris", CAP4(r155+r350a) if CAP1r1110="No"& if CAP1r1130="CAP1", CAP1r630 if CAP1r1130="CAP2", CAP2r520 if CAP1r1130="CAP3", CAP3r520 if CAP1r1130="Juris", CAP1r1160+CAP2r520+CAP3r520	272,505	
300 Final Total EUCL Revenue	r200 + r210 + r220	1,120,352	
310 Final Total PICC Revenue	if CAP1r1110="Yes"&CAP1r1130<>"CAP3", CAP4 r220; else CAP1r860	0	
320 Final Total CCL Revenue	CAP1r995	0	
400 Final Total Recovered Revenue	r300 + r310 + r320	1,120,352	
500 Allowable Revenue Over-recovery/(Under-recovery)	r400-r130	0	ok
600 Nonrecoverable from PICC and CCL	CAP1r950-CAP1r995	0	
605 Annual Filing Non Recoverable Dollars	if Annual filing = 0 else r600- r610 from the Annual Filing	0	
610 Recoverable from ARC (up to max exog costs for Reg Fees, TRS, and NANPA)	Annual: if r600<=0,0,max(0,min(EXG1r160 colsB+H+J),r600) Mid-Year Filing: Max(0,r600-r605)	0	

ANALYZER, Page 1 through 9. Page Right for Page 10 through 18..
Page down 60 for next page
To Print, Use Manual Compression = 63% and Landscape Mode

GENERAL-----		
GDPPI	0.0000	
X for IX	0.00000	
X for SP	0.00000	

EXOGENOUS CHANGES in thousands-----		
Sale of Exchanges	\$0	
Regulatory Fees	\$0	
Excess Deferred Taxes	\$0	
ITC	\$0	
Removal Sharing/Low End Adj	\$0	
TrueUp of Sharing/Low End Adj	\$0	
Current Low End Adj	\$0	
Telecomm.Relay Svcs.	\$0	
Reg / NonReg	\$0	
Other (1) [NANPA]	\$0	
Other (2) [TBNP(incl. reversal)]	\$0	
Other (3)	\$0	
Other (4)	\$0	
Other (5)	\$0	
Other (6)	\$0	
Other (7)	\$0	
Other (8)	\$0	
Other (9)	\$0	
	<u>All</u>	<u>Special</u>
TOTAL OF INDIVIDUALS	\$0	\$0
TOTAL EXOGENOUS (EXG1)	\$0	\$0
TOTAL EXOGENOUS (EXG2 - other column)	\$0	\$0

COMMON LINE-----	LEC-----	FCC-----	Delta-----	Flag-----
Maximum Premium Rates (from CAP1)				
Prim Res, Lifeline, & SLB EUCL	CAP2	CAP2	0.00	*
NonPrim Res & BRI ISDN EUCL	CAP2	CAP2	0.00	*
MLB & PRI ISDN EUCL	CAP2	CAP2	0.00	*
MLB & PRI ISDN PICC	CAP2	CAP2	0.00	*
Prem Orig per MOU: Common Line	0.00000000	0.00000000	0.00000000	*
Prem Term per MOU: Common Line	0.00000000	0.00000000	0.00000000	*
Deaveraging Checks (from CAP3):				
Zone Progression Checks:				
Primary Res, SLB, & LifeLine	PASS	Prim Rates OK		
NonPrimary Res & BRI ISDN	PASS	Non Prim Rates OK		
MLB, PRI ISDN, & Centrex	PASS	MLB Rates OK		
Zone Minimum Pricing Checks:				
Primary Res, SLB, & LifeLine	PASS	Prim Rates above Min		
NonPrimary Res & BRI ISDN	PASS	Non Prim Rates above Min		
MLB, PRI ISDN, & Centrex	PASS	MLB Rates above Min		
Zone Maximum Pricing Checks:				
Primary Res, SLB, & LifeLine	PASS	Prim Rates below Max		
NonPrimary Res & BRI ISDN	PASS	Non Prim Rates below Max		
MLB, PRI ISDN, & Centrex	PASS	MLB Rates below Max		
Class of Service Checks:				
Zone A	PASS	Zone A OK		
Zone B	PASS	Zone B OK		
Zone C	PASS	Zone C OK		
Zone D	PASS	Zone D OK		
Other Zone	PASS	Other Zone OK		
Proposed Revenues (from CAP5)				
Prim Res, Lifeline, & SLB EUCL (Sum)	841,016	841,016	0	*
NonPrim Res & BRI ISDN EUCL (Sum)	6,832	6,832	0	*
MLB & PRI ISDN EUCL (Sum)	272,505	272,505	0	*
PICC Revenue	0	0	0	*
CCL Revenue	0	0	0	*
Total CMT Revenue	1,120,352	1,120,352	0	*
Allowable CMT Revenue	1,120,352	1,120,352	0	*
Diff. between Allowable & Calc'd Revenues	0	0	0	*
LEC CMT Revenue Too High?				*
FCC CMT Revenue Too High?				*

ANALYZER
Filing Date: 06/16/2014
Filing Entity: CNAR - CenturyTel of Arkansas, Inc.
Transmittal Number: 56
June 16, 2014 Annual Price Cap Filing (CNARAN14.XLS)
Page 3 of 10

	LEC	FCC	Delta	Flag
INTEREXCHANGE-----				
Interexchange API	0.0000	0.0000	0.0000	*
Interexchange PCI	0.0000	0.0000	0.0000	*
LEC API Above PCI?				*
FCC API Above PCI?				*

	LEC	FCC	Delta	Flag
SPECIAL ACCESS-----				
VG, MT, TG				
Proposed SBI	100.0000	100.0000	0.0000	*
SBI: Upper Limit	104.9997	104.9997	0.0000	*
LEC SBI Out of Bounds?				*
FCC SBI Out of Bounds?				*
Audio & Video				
Proposed SBI	100.0000	100.0000	0.0000	*
SBI: Upper Limit	105.0000	105.0000	0.0000	*
LEC SBI Out of Bounds?				*
FCC SBI Out of Bounds?				*
HiCap				
DS1				
Proposed Sub-Index	99.8648	99.8648	0.0000	*
Sub-Index Upper Limit	104.8577	104.8577	0.0000	*
LEC Sub-Index Out of Bounds?				*
FCC Sub-Index Out of Bounds?				*
DS3				
Proposed Sub-Index	100.0000	100.0000	0.0000	*
Sub-Index Upper Limit	104.9997	104.9997	0.0000	*
LEC Sub-Index Out of Bounds?				*
FCC Sub-Index Out of Bounds?				*
Total HiCap/DDS				
Proposed SBI	99.8952	99.8952	0.0000	*
SBI: Upper Limit	104.8975	104.8975	0.0000	*
LEC SBI Out of Bounds?				*
FCC SBI Out of Bounds?				*
Wideband				
Proposed SBI	0.0000	0.0000	0.0000	*
SBI: Upper Limit	0.0000	0.0000	0.0000	*
LEC SBI Out of Bounds?				*
FCC SBI Out of Bounds?				*
TOTAL SPECIAL ACCESS-----				
Special Access API	99.9007	99.9007	0.0000	*
Special Access PCI	99.9794	99.9794	0.0000	*
LEC API Above PCI?				*
FCC API Above PCI?				*

	LEC	FCC	Delta	Flag
SPECIAL ACCESS-----				
VG Special Density Zone 1				
Proposed Sub-Index	0.0000	0.0000	0.0000	*
Sub-Index Upper Limit	0.0000	0.0000	0.0000	*
LEC Sub-Index Out of Bounds?				*
FCC Sub-Index Out of Bounds?				*
VG Special Density Zone 2				
Proposed Sub-Index	0.0000	0.0000	0.0000	*
Sub-Index Upper Limit	0.0000	0.0000	0.0000	*
LEC Sub-Index Out of Bounds?				*
FCC Sub-Index Out of Bounds?				*
VG Special Density Zone 3				
Proposed Sub-Index	0.0000	0.0000	0.0000	*
Sub-Index Upper Limit	0.0000	0.0000	0.0000	*
LEC Sub-Index Out of Bounds?				*
FCC Sub-Index Out of Bounds?				*
VG Special Density Zone 4				
Proposed Sub-Index	0.0000	0.0000	0.0000	*
Sub-Index Upper Limit	0.0000	0.0000	0.0000	*
LEC Sub-Index Out of Bounds?				*
FCC Sub-Index Out of Bounds?				*
VG Special Density Zone 5				
Proposed Sub-Index	0.0000	0.0000	0.0000	*
Sub-Index Upper Limit	0.0000	0.0000	0.0000	*
LEC Sub-Index Out of Bounds?				*
FCC Sub-Index Out of Bounds?				*
VG Special Density Zone 6				
Proposed Sub-Index	0.0000	0.0000	0.0000	*
Sub-Index Upper Limit	0.0000	0.0000	0.0000	*
LEC Sub-Index Out of Bounds?				*
FCC Sub-Index Out of Bounds?				*
VG Special Density Zone 7				
Proposed Sub-Index	0.0000	0.0000	0.0000	*
Sub-Index Upper Limit	0.0000	0.0000	0.0000	*
LEC Sub-Index Out of Bounds?				*
FCC Sub-Index Out of Bounds?				*

AP1r1130.

AP1r1130.

IND1P1	A15..M74
PCI1P1	Q255..X314
SUM1P1	AA15..AH74
EXG	AL15..AW194
RTE1PA	BX15..CH614
RTE1PB	CJ15..CT614
CAP	CV15..DD374
FOOTNOTES	CV375..DD434
ANALYZER_Pa	DG15..DK314
ANALYZER_Pb	DN15..DR314
xxx	

ANALYZER, Page 5 through 10.
Page down 60 for next page
To Print, Use Manual Compression = 63% and Landscape Mode

ANALYZER
 Filing Date: 06/16/2014
 Filing Entity: CNAR - CenturyTel of Arkansas, Inc.
 Transmittal Number: 56
 June 16, 2014 Annual Price Cap Filing (CNARAN14.XLS)
 Page 6 of 10

YZE_IND1P1 A1001..M1060
 YZE_PCIP1 Q1241.X1300
 YZE_SUM1P1 AA1001..AH1060
 YZE_EXG AL1001..AW1180
 YZE_RTE1PA BX1001..CH1600
 YZE_RTE1PB CJ1001..CT1600
 YZE_CAP CV1001..DD1360
 xxx

SPECIAL ACCESS-----	LEC	FCC	Delta	Flag
Audio/Video Density Zone 1				
Proposed Sub-Index	0.0000	0.0000	0.0000	*
Sub-Index Upper Limit	0.0000	0.0000	0.0000	*
LEC Sub-Index Out of Bounds?				*
FCC Sub-Index Out of Bounds?				*
Audio/Video Density Zone 2				
Proposed Sub-Index	0.0000	0.0000	0.0000	*
Sub-Index Upper Limit	0.0000	0.0000	0.0000	*
LEC Sub-Index Out of Bounds?				*
FCC Sub-Index Out of Bounds?				*
Audio/Video Density Zone 3				
Proposed Sub-Index	0.0000	0.0000	0.0000	*
Sub-Index Upper Limit	0.0000	0.0000	0.0000	*
LEC Sub-Index Out of Bounds?				*
FCC Sub-Index Out of Bounds?				*
Audio/Video Density Zone 4				
Proposed Sub-Index	0.0000	0.0000	0.0000	*
Sub-Index Upper Limit	0.0000	0.0000	0.0000	*
LEC Sub-Index Out of Bounds?				*
FCC Sub-Index Out of Bounds?				*
Audio/Video Density Zone 5				
Proposed Sub-Index	0.0000	0.0000	0.0000	*
Sub-Index Upper Limit	0.0000	0.0000	0.0000	*
LEC Sub-Index Out of Bounds?				*
FCC Sub-Index Out of Bounds?				*
Audio/Video Density Zone 6				
Proposed Sub-Index	0.0000	0.0000	0.0000	*
Sub-Index Upper Limit	0.0000	0.0000	0.0000	*
LEC Sub-Index Out of Bounds?				*
FCC Sub-Index Out of Bounds?				*
Audio/Video Density Zone 7				
Proposed Sub-Index	0.0000	0.0000	0.0000	*
Sub-Index Upper Limit	0.0000	0.0000	0.0000	*
LEC Sub-Index Out of Bounds?				*
FCC Sub-Index Out of Bounds?				*

		<u>Range Location (FYI c</u>
RTE1J01	rte	B:D15..B:K74
CAPJ01	cap	C:D15..C:I374
ANALYZER_J01	ye	C:D1361..C:G1420
xxx		
RTE1J02	rte	B:M15..B:T74
CAPJ02	cap	C:M15..C:R374
ANALYZER_j02	ye	C:M1361..C:Q1420
xxx		
RTE1J03	rte	B:V15..B:AC74
CAPJ03	cap	C:V15..C:AA374
ANALYZER_j03	ye	C:V1361..C:Z1420
xxx		
RTE1J04	rte	B:AE15..B:AL74
CAPJ04	cap	C:AE15..C:AJ374
ANALYZER_j04	ye	C:AE1361..C:AI1420
xxx		
RTE1J05	rte	B:AN15..B:AU74
CAPJ05	cap	C:AN15..C:AS374
ANALYZER_j05	ye	C:AN1361..C:AR1420
xxx		
RTE1J06	rte	B:AW15..B:BD74
CAPJ06	cap	C:AW15..C:BB374
ANALYZER_j06	ye	C:AW1361..C:BA1420
xxx		
RTE1j07	rte	B:BF15..B:BM74
CAPj07	cap	C:BF15..C:BK374
ANALYZER_j07	ye	C:BF1361..C:BJ1420
xxx		
RTE1j08	rte	B:BO15..B:BV74
CAPj08	cap	C:BO15..C:BT374
ANALYZER_j08	ye	C:BO1361..C:BS1420
xxx		
RTE1j09	rte	B:BX15..B:CE74
CAPj09	cap	C:BX15..C:CC374
ANALYZER_j09	ye	C:BX1361..C:CB1420
xxx		
RTE1J10	rte	B:CG15..B:CN74
CAPJ10	cap	C:CG15..C:CL374
ANALYZER_J10	ye	C:CG1361..C:CK1420
xxx		

ANALYZER
 Filing Date: 06/16/2014
 Filing Entity: CNAR - CenturyTel of Arkansas, Inc.
 Transmittal Number: 56
 June 16, 2014 Annual Price Cap Filing (CNARAN14.XLS)
 Page 7 of 10

	LEC	FCC	Delta	Flag
SPECIAL ACCESS-----				
DS1 Special Access Density Zone 1				
Proposed Sub-Index	0.0000	0.0000	0.0000	*
Sub-Index Upper Limit	0.0000	0.0000	0.0000	*
LEC Sub-Index Out of Bounds?				*
FCC Sub-Index Out of Bounds?				*
DS1 Special Access Density Zone 2				
Proposed Sub-Index	0.0000	0.0000	0.0000	*
Sub-Index Upper Limit	0.0000	0.0000	0.0000	*
LEC Sub-Index Out of Bounds?				*
FCC Sub-Index Out of Bounds?				*
DS1 Special Access Density Zone 3				
Proposed Sub-Index	0.0000	0.0000	0.0000	*
Sub-Index Upper Limit	0.0000	0.0000	0.0000	*
LEC Sub-Index Out of Bounds?				*
FCC Sub-Index Out of Bounds?				*
DS1 Special Access Density Zone 4				
Proposed Sub-Index	0.0000	0.0000	0.0000	*
Sub-Index Upper Limit	0.0000	0.0000	0.0000	*
LEC Sub-Index Out of Bounds?				*
FCC Sub-Index Out of Bounds?				*
DS1 Special Access Density Zone 5				
Proposed Sub-Index	0.0000	0.0000	0.0000	*
Sub-Index Upper Limit	0.0000	0.0000	0.0000	*
LEC Sub-Index Out of Bounds?				*
FCC Sub-Index Out of Bounds?				*
DS1 Special Access Density Zone 6				
Proposed Sub-Index	0.0000	0.0000	0.0000	*
Sub-Index Upper Limit	0.0000	0.0000	0.0000	*
LEC Sub-Index Out of Bounds?				*
FCC Sub-Index Out of Bounds?				*
DS1 Special Access Density Zone 7				
Proposed Sub-Index	0.0000	0.0000	0.0000	*
Sub-Index Upper Limit	0.0000	0.0000	0.0000	*
LEC Sub-Index Out of Bounds?				*
FCC Sub-Index Out of Bounds?				*

RTE1J11	rte	B:CP15..B:CW74
CAPJ11	cap	C:CP15..C:CU374
ANALYZER_J11	ye	C:CP1361..C:CT1420
xxx		
RTE1J12	rte	B:CY15..B:DF74
CAPJ12	cap	C:CY15..C:DD374
ANALYZER_J12	ye	C:CY1361..C:DC1420
xxx		
RTE1J13	rte	B:DH15..B:DO74
CAPJ13	cap	C:DH15..C:DM374
ANALYZER_J13	ye	C:DH1361..C:DL1420
xxx		
RTE1J14	rte	B:DQ15..B:DX74
CAPJ14	cap	C:DQ15..C:DV374
ANALYZER_J14	ye	C:DQ1361..C:DU1420
xxx		
RTE1J15	rte	B:DZ15..B:EG74
CAPJ15	cap	C:DZ15..C:EE374
ANALYZER_J15	ye	C:DZ1361..C:ED1420
xxx		
RTE1J16	rte	B:EI15..B:EP74
CAPJ16	cap	C:EI15..C:EN374
ANALYZER_J16	ye	C:EI1361..C:EL1420
xxx		
RTE1J17	rte	B:ER15..B:EY74
CAPJ17	cap	C:ER15..C:EW374
ANALYZER_J17	ye	C:ER1361..C:EU1420
xxx		
RTE1J18	rte	B:FA15..B:FH74
CAPJ18	cap	C:FA15..C:FF374
ANALYZER_J18	ye	C:FA1361..C:FD1420
xxx		
RTE1J19	rte	B:FJ15..B:FQ74
CAPJ19	cap	C:FJ15..C:FO374
ANALYZER_J19	ye	C:FJ1361..C:FM1420
xxx		
RTE1J20	rte	B:FS15..B:FZ74
CAPJ20	cap	C:FS15..C:FX374
ANALYZER_J20	ye	C:FS1361..C:FV1420
xxx		
RTE1J21	rte	B:GB15..B:GI74
CAPJ21	cap	C:GB15..C:GG374
ANALYZER_J21	ye	C:GB1361..C:GE1420
xxx		
RTE1J22	rte	B:GK15..B:GR74
CAPJ22	cap	C:GK15..C:GP374
ANALYZER_J22	ye	C:GK1361..C:GN1420
xxx		
RTE1J23	rte	B:GT15..B:HA74
CAPJ23	cap	C:GT15..C:GY374
ANALYZER_J23	ye	C:GT1361..C:GW1420
xxx		
RTE1J24	rte	B:HC15..B:HJ74
CAPJ24	cap	C:HC15..C:HH374
ANALYZER_J24	ye	C:HC1361..C:HF1420
xxx		
RTE1J25	rte	B:HL15..B:HS74
CAPJ25	cap	C:HL15..C:HQ374
ANALYZER_J25	ye	C:HL1361..C:HO1420
xxx		

ANALYZER
 Filing Date: 06/16/2014
 Filing Entity: CNAR - CenturyTel of Arkansas, Inc.
 Transmittal Number: 56
 June 16, 2014 Annual Price Cap Filing (CNARAN14.XLS)
 Page 8 of 10

	LEC	FCC	Delta	Flag
SPECIAL ACCESS-----				
DS3 Special Access Density Zone 1				
Proposed Sub-Index	0.0000	0.0000	0.0000	*
Sub-Index Upper Limit	0.0000	0.0000	0.0000	*
LEC Sub-Index Out of Bounds?				*
FCC Sub-Index Out of Bounds?				*
DS3 Special Access Density Zone 2				
Proposed Sub-Index	0.0000	0.0000	0.0000	*
Sub-Index Upper Limit	0.0000	0.0000	0.0000	*
LEC Sub-Index Out of Bounds?				*
FCC Sub-Index Out of Bounds?				*
DS3 Special Access Density Zone 3				
Proposed Sub-Index	0.0000	0.0000	0.0000	*
Sub-Index Upper Limit	0.0000	0.0000	0.0000	*
LEC Sub-Index Out of Bounds?				*
FCC Sub-Index Out of Bounds?				*
DS3 Special Access Density Zone 4				
Proposed Sub-Index	0.0000	0.0000	0.0000	*
Sub-Index Upper Limit	0.0000	0.0000	0.0000	*
LEC Sub-Index Out of Bounds?				*
FCC Sub-Index Out of Bounds?				*
DS3 Special Access Density Zone 5				
Proposed Sub-Index	0.0000	0.0000	0.0000	*
Sub-Index Upper Limit	0.0000	0.0000	0.0000	*
LEC Sub-Index Out of Bounds?				*
FCC Sub-Index Out of Bounds?				*
DS3 Special Access Density Zone 6				
Proposed Sub-Index	0.0000	0.0000	0.0000	*
Sub-Index Upper Limit	0.0000	0.0000	0.0000	*
LEC Sub-Index Out of Bounds?				*
FCC Sub-Index Out of Bounds?				*
DS3 Special Access Density Zone 7				
Proposed Sub-Index	0.0000	0.0000	0.0000	*
Sub-Index Upper Limit	0.0000	0.0000	0.0000	*
LEC Sub-Index Out of Bounds?				*
FCC Sub-Index Out of Bounds?				*

RTE1J26	rte	B:HU15..B:HU74
CAPJ26	cap	C:HU15..C:HZ374
ANALYZER_J26	zye	C:HU1361..C:HX1420
xxx		
RTE1J27	rte	B:D215..B:K274
CAPJ27	cap	C:D515..C:I874
ANALYZER_J27	zye	C:D1861..C:H1920
xxx		
RTE1J28	rte	B:M215..B:T274
CAPJ28	cap	C:M515..C:R874
ANALYZER_J28	zye	C:M1861..C:P1920
xxx		
RTE1J29	rte	B:V215..B:AC274
CAPJ29	cap	C:V515..C:AA874
ANALYZER_J29	zye	C:V1861..C:Y1920
xxx		
RTE1J30	rte	B:AE215..B:AL274
CAPJ30	cap	C:AE515..C:AJ874
ANALYZER_J30	zye	C:AE1861..C:AH1920
xxx		
RTE1J31	rte	B:AN215..B:AU274
CAPJ31	cap	C:AN515..C:AS874
ANALYZER_J31	zye	C:AN1861..C:AQ1920
xxx		
RTE1J32	rte	B:AW215..B:BD274
CAPJ32	cap	C:AW515..C:BB874
ANALYZER_J32	zye	C:AW1861..C:AZ1920
xxx		
RTE1J33	rte	B:BF215..B:BM274
CAPJ33	cap	C:BF515..C:BK874
ANALYZER_J33	zye	C:BF1861..C:BI1920
xxx		
RTE1J34	rte	B:BO215..B:BV274
CAPJ34	cap	C:BO515..C:BT874
ANALYZER_J34	zye	C:BO1861..C:BR1920
xxx		
RTE1J35	rte	B:BX215..B:CE274
CAPJ35	cap	C:BX515..C:CC874
ANALYZER_J35	zye	C:BX1820..C:CA1861
xxx		
RTE1J36	rte	B:CG215..B:CN274
CAPJ36	cap	C:CG515..C:CL874
ANALYZER_J36	zye	C:CG1861..C:CJ1920
xxx		
RTE1J37	rte	B:CP215..B:CW274
CAPJ37	cap	C:CP515..C:CU874
ANALYZER_J37	zye	C:CP1861..C:CS1920
xxx		
RTE1J38	rte	B:CY215..B:DF274
CAPJ38	cap	C:CY515..C:DD874
ANALYZER_J38	zye	C:CY1861..C:DB1920
xxx		
RTE1J39	rte	B:DH215..B:DO274
CAPJ39	cap	C:DH515..C:DM874
ANALYZER_J39	zye	C:DH1861..C:DK1920
xxx		
RTE1J40	rte	B:DQ215..B:DX274
CAPJ40	cap	C:DQ515..C:DV874
ANALYZER_J40	zye	C:DQ1861..C:DT1920
xxx		

ANALYZER
 Filing Date: 06/16/2014
 Filing Entity: CNAR - CenturyTel of Arkansas, Inc.
 Transmittal Number: 56
 June 16, 2014 Annual Price Cap Filing (CNARAN14.XLS)
 Page 9 of 10

	LEC	FCC	Delta	Flag
SPECIAL ACCESS-----				
DDS&Other Density Zone 1				
Proposed Sub-Index	0.0000	0.0000	0.0000	*
Sub-Index Upper Limit	0.0000	0.0000	0.0000	*
LEC Sub-Index Out of Bounds?				*
FCC Sub-Index Out of Bounds?				*
DDS&Other Density Zone 2				
Proposed Sub-Index	0.0000	0.0000	0.0000	*
Sub-Index Upper Limit	0.0000	0.0000	0.0000	*
LEC Sub-Index Out of Bounds?				*
FCC Sub-Index Out of Bounds?				*
DDS&Other Density Zone 3				
Proposed Sub-Index	0.0000	0.0000	0.0000	*
Sub-Index Upper Limit	0.0000	0.0000	0.0000	*
LEC Sub-Index Out of Bounds?				*
FCC Sub-Index Out of Bounds?				*
DDS&Other Density Zone 4				
Proposed Sub-Index	0.0000	0.0000	0.0000	*
Sub-Index Upper Limit	0.0000	0.0000	0.0000	*
LEC Sub-Index Out of Bounds?				*
FCC Sub-Index Out of Bounds?				*
DDS&Other Density Zone 5				
Proposed Sub-Index	0.0000	0.0000	0.0000	*
Sub-Index Upper Limit	0.0000	0.0000	0.0000	*
LEC Sub-Index Out of Bounds?				*
FCC Sub-Index Out of Bounds?				*
DDS&Other Density Zone 6				
Proposed Sub-Index	0.0000	0.0000	0.0000	*
Sub-Index Upper Limit	0.0000	0.0000	0.0000	*
LEC Sub-Index Out of Bounds?				*
FCC Sub-Index Out of Bounds?				*
DDS&Other Density Zone 7				
Proposed Sub-Index	0.0000	0.0000	0.0000	*
Sub-Index Upper Limit	0.0000	0.0000	0.0000	*
LEC Sub-Index Out of Bounds?				*
FCC Sub-Index Out of Bounds?				*

RTE1J41	rte	B:DZ215..B:EG274
CAPJ41	cap	C:DZ515..C:EE874
ANALYZER_J41	zye	C:DZ1861..C:EC1920
xxx		
RTE1J42	rte	B:EI215..B:EP274
CAPJ42	cap	C:EI515..C:EN874
ANALYZER_J42	zye	C:EI1861..C:EL1920
xxx		
RTE1J43	rte	B:ER215..B:EY274
CAPJ43	cap	C:ER515..C:EW874
ANALYZER_J43	zye	C:ER1861..C:EU1920
xxx		
RTE1J44	rte	B:FA215..B:FH274
CAPJ44	cap	C:FA515..C:FF874
ANALYZER_J44	zye	C:FA1861..C:FD1920
xxx		
RTE1J45	rte	B:FJ215..B:FQ274
CAPJ45	cap	C:FJ515..C:FO874
ANALYZER_J45	zye	C:FJ1861..C:FM1920
xxx		
RTE1J46	rte	B:FS215..B:FZ274
CAPJ46	cap	C:FS515..C:FX874
ANALYZER_J46	zye	C:FS1861..C:FV1920
xxx		
RTE1J47	rte	B:GB215..B:GI274
CAPJ47	cap	C:GB515..C:GG874
ANALYZER_J47	zye	C:GB1861..C:GE1920
xxx		
RTE1J48	rte	B:GK215..B:GR274
CAPJ48	cap	C:GK515..C:GP874
ANALYZER_J48	zye	C:GK1861..C:GN1920
xxx		
RTE1J49	rte	B:GT215..B:HA274
CAPJ49	cap	C:GT515..C:GY874
ANALYZER_J49	zye	C:GT1861..C:GW1920
xxx		
RTE1J50	rte	B:HC215..B:HJ274
CAPJ50	cap	C:HC515..C:HH874
ANALYZER_J50	zye	C:HC1861..C:HF1920
xxx		
RTE1J51	rte	B:HL215..B:HS274
CAPJ51	cap	C:HL515..C:HQ874
ANALYZER_J51	zye	C:HL1861..C:HO1920
xxx		
RTE1J52	rte	B:HU215..B:IB274
CAPJ52	cap	C:HU515..C:HZ874
ANALYZER_J52	zye	C:HU1861..C:HX1920
xxx		

zye_RTE1J01 rte
 yze_CAPJ01 cap
 xxx

	LEC	FCC	Delta	Flag		
SPECIAL ACCESS-----						
WB Density Zone 1						
Proposed Sub-Index	0.0000	0.0000	0.0000	*	yze_RTE1J02	rte
Sub-Index Upper Limit	0.0000	0.0000	0.0000	*	yze_CAPJ02	cap
LEC Sub-Index Out of Bounds?				*	xxx	
FCC Sub-Index Out of Bounds?				*	yze_RTE1J03	rte
					yze_CAPJ03	cap
					xxx	
					yze_RTE1J04	rte
					yze_CAPJ04	cap
					xxx	
					yze_RTE1J05	rte
					yze_CAPJ05	cap
					xxx	
					yze_RTE1J06	rte
					yze_CAPJ06	cap
					xxx	
WB Density Zone 2						
Proposed Sub-Index	0.0000	0.0000	0.0000	*	yze_RTE1j07	rte
Sub-Index Upper Limit	0.0000	0.0000	0.0000	*	yze_CAPj07	cap
LEC Sub-Index Out of Bounds?				*	xxx	
FCC Sub-Index Out of Bounds?				*	yze_RTE1j08	rte
					yze_CAPj08	cap
					xxx	
					yze_RTE1j09	rte
					yze_CAPj09	cap
					xxx	
					yze_RTE1J10	rte
					yze_CAPJ10	cap
					xxx	
					yze_RTE1J11	rte
					yze_CAPJ11	cap
					xxx	
					yze_RTE1J12	rte
					yze_CAPJ12	cap
					xxx	
					yze_RTE1J13	rte
					yze_CAPJ13	cap
					xxx	
					yze_RTE1J14	rte
					yze_CAPJ14	cap
					xxx	
					yze_RTE1J15	rte
					yze_CAPJ15	cap
					xxx	
					yze_RTE1J16	rte
					yze_CAPJ16	cap
					xxx	
					yze_RTE1J17	rte
					yze_CAPJ17	cap
					xxx	
					yze_RTE1J18	rte
					yze_CAPJ18	cap
					xxx	
					yze_RTE1J19	rte
					yze_CAPJ19	cap
					xxx	
					yze_RTE1J20	rte
					yze_CAPJ20	cap
					xxx	
					yze_RTE1J21	rte
					yze_CAPJ21	cap
					xxx	

yze_RTE1J22	rte
yze_CAPJ22	cap
xxx	
yze_RTE1J23	rte
yze_CAPJ23	cap
xxx	
yze_RTE1J24	rte
yze_CAPJ24	cap
xxx	
yze_RTE1J25	rte
yze_CAPJ25	cap
xxx	
yze_RTE1J26	rte
yze_CAPJ26	cap
xxx	
yze_RTE1J27	rte
yze_CAPJ27	cap
xxx	
yze_RTE1J28	rte
yze_CAPJ28	cap
xxx	
yze_RTE1J29	rte
yze_CAPJ29	cap
xxx	
yze_RTE1J30	rte
yze_CAPJ30	cap
xxx	
yze_RTE1J31	rte
yze_CAPJ31	cap
xxx	
yze_RTE1J32	rte
yze_CAPJ32	cap
xxx	
yze_RTE1J33	rte
yze_CAPJ33	cap
xxx	
yze_RTE1J34	rte
yze_CAPJ34	cap
xxx	
yze_RTE1J35	rte
yze_CAPJ35	cap
xxx	
yze_RTE1J36	rte
yze_CAPJ36	cap
xxx	
yze_RTE1J37	rte
yze_CAPJ37	cap
xxx	
yze_RTE1J38	rte
yze_CAPJ38	cap
xxx	
yze_RTE1J39	rte
yze_CAPJ39	cap
xxx	
yze_RTE1J40	rte
yze_CAPJ40	cap
xxx	
yze_RTE1J41	rte
yze_CAPJ41	cap
xxx	

yze_RTE1J42	rte
yze_CAPJ42	cap
xxx	
yze_RTE1J43	rte
yze_CAPJ43	cap
xxx	
yze_RTE1J44	rte
yze_CAPJ44	cap
xxx	
yze_RTE1J45	rte
yze_CAPJ45	cap
xxx	
yze_RTE1J46	rte
yze_CAPJ46	cap
xxx	
yze_RTE1J47	rte
yze_CAPJ47	cap
xxx	
yze_RTE1J48	rte
yze_CAPJ48	cap
xxx	
yze_RTE1J49	rte
yze_CAPJ49	cap
xxx	
yze_RTE1J50	rte
yze_CAPJ50	cap
xxx	
yze_RTE1J51	rte
yze_CAPJ51	cap
xxx	
yze_RTE1J52	rte
yze_CAPJ52	cap
xxx	

only

)

)

Note: Enter the first Jurisdiction name or abbreviation in cell D15, the second Jurisdiction name or abbreviation in cell M15, etc.

COSAs with Jurisdictionally Separate SLCs, PICCs, an For ILECs with mixed SLC/PICC/CCL pricing methods:

Jurisdiction Number:

End User Common Line (EUCL)

No Zone or Zone A:

- 102 Primary Res, Single Line Bus, Lifeline EUCL (
- 104 NonPrimary Residence & BRI ISDN EUCL (1)
- 106 Multiline Bus, PRI ISDN, Centrex EUCL (1)
- 108 Special Access Surcharge
- 109 Other EUCL

Zone B:

- 112 Primary Res, Single Line Bus, Lifeline EUCL (
- 114 NonPrimary Residence & BRI ISDN EUCL (1)
- 116 Multiline Bus, PRI ISDN, Centrex EUCL (1)

Zone C:

- 122 Primary Res, Single Line Bus, Lifeline EUCL (
- 124 NonPrimary Residence & BRI ISDN EUCL (1)
- 126 Multiline Bus, PRI ISDN, Centrex EUCL (1)

Zone D:

- 132 Primary Res, Single Line Bus, Lifeline EUCL (
- 134 NonPrimary Residence & BRI ISDN EUCL (1)
- 136 Multiline Bus, PRI ISDN, Centrex EUCL (1)

Zone - Other:

- 142 Primary Res, Single Line Bus, Lifeline EUCL (
- 144 NonPrimary Residence & BRI ISDN EUCL (1)
- 146 Multiline Bus, PRI ISDN, Centrex EUCL (1)

Presubscribed Interexchange Carrier Charge (I

- 155 Multiline Business & PRI ISDN PICC (1)
- 157 Business Centrex PICC

Carrier Common Line

- 161 Terminating CCL Prem.
- 163 Terminating CCL Non-Prem.
- 165 Originating CCL Prem.
- 167 Originating CCL Non-Prem.

- 180 Other Common Line
- 185 USAC Receipts

- 190 Total Basket

Jurisdiction Number:

RTE-1J ANALYZE

Filing Date: 06/16/2014

Filing Entity: CNAR - CenturyTel of Arkansas,

Transmittal Number: 56

June 16, 2014 Annual Price Cap Filing (CNARAN14.XL

Page 1 of 40

End User Common Line (EUCL)

No Zone or Zone A:

- 102 Primary Res, Single Line Bus, Lifeline EUCL (
- 104 NonPrimary Residence & BRI ISDN EUCL (1)
- 106 Multiline Bus, PRI ISDN, Centrex EUCL (1)
- 108 Special Access Surcharge
- 109 Other EUCL

Zone B:

- 112 Primary Res, Single Line Bus, Lifeline EUCL (
- 114 NonPrimary Residence & BRI ISDN EUCL (1)
- 116 Multiline Bus, PRI ISDN, Centrex EUCL (1)

Zone C:

- 122 Primary Res, Single Line Bus, Lifeline EUCL (
- 124 NonPrimary Residence & BRI ISDN EUCL (1)
- 126 Multiline Bus, PRI ISDN, Centrex EUCL (1)

Zone D:

- 132 Primary Res, Single Line Bus, Lifeline EUCL (
- 134 NonPrimary Residence & BRI ISDN EUCL (1)
- 136 Multiline Bus, PRI ISDN, Centrex EUCL (1)

Zone - Other:

- 142 Primary Res, Single Line Bus, Lifeline EUCL (
- 144 NonPrimary Residence & BRI ISDN EUCL (1)
- 146 Multiline Bus, PRI ISDN, Centrex EUCL (1)

Presubscribed Interexchange Carrier Charge (I

- 155 Multiline Business & PRI ISDN PICC (1)
- 157 Business Centrex PICC

Carrier Common Line

- 161 Terminating CCL Prem.
- 163 Terminating CCL Non-Prem.
- 165 Originating CCL Prem.
- 167 Originating CCL Non-Prem.

- 180 Other Common Line
- 185 USAC Receipts
Per Minute Revenues
- 190 Total Basket

Jurisdiction Number:

End User Common Line (EUCL)

No Zone or Zone A:

- 102 Primary Res, Single Line Bus, Lifeline EUCL (1)
- 104 NonPrimary Residence & BRI ISDN EUCL (1)
- 106 Multiline Bus, PRI ISDN, Centrex EUCL (1)
- 108 Special Access Surcharge
- 109 Other EUCL

Zone B:

- 112 Primary Res, Single Line Bus, Lifeline EUCL (1)
- 114 NonPrimary Residence & BRI ISDN EUCL (1)
- 116 Multiline Bus, PRI ISDN, Centrex EUCL (1)

Zone C:

- 122 Primary Res, Single Line Bus, Lifeline EUCL (1)
- 124 NonPrimary Residence & BRI ISDN EUCL (1)
- 126 Multiline Bus, PRI ISDN, Centrex EUCL (1)

Zone D:

- 132 Primary Res, Single Line Bus, Lifeline EUCL (1)
- 134 NonPrimary Residence & BRI ISDN EUCL (1)
- 136 Multiline Bus, PRI ISDN, Centrex EUCL (1)

Zone - Other:

- 142 Primary Res, Single Line Bus, Lifeline EUCL (1)
- 144 NonPrimary Residence & BRI ISDN EUCL (1)
- 146 Multiline Bus, PRI ISDN, Centrex EUCL (1)

Presubscribed Interexchange Carrier Charge (I

- 155 Multiline Business & PRI ISDN PICC (1)
- 157 Business Centrex PICC

Carrier Common Line

- 161 Terminating CCL Prem.
- 163 Terminating CCL Non-Prem.
- 165 Originating CCL Prem.
- 167 Originating CCL Non-Prem.

- 180 Other Common Line
- 185 USAC Receipts

- 190 Total Basket

Jurisdiction Number:

RTE-1J ANALYZE

Filing Date: 06/16/2014

Filing Entity: CNAR - CenturyTel of Arkansas,

Transmittal Number: 56

June 16, 2014 Annual Price Cap Filing (CNARAN14.XL

Page 1 of 40

End User Common Line (EUCL)

No Zone or Zone A:

- 102 Primary Res, Single Line Bus, Lifeline EUCL (
- 104 NonPrimary Residence & BRI ISDN EUCL (1)
- 106 Multiline Bus, PRI ISDN, Centrex EUCL (1)
- 108 Special Access Surcharge
- 109 Other EUCL

Zone B:

- 112 Primary Res, Single Line Bus, Lifeline EUCL (
- 114 NonPrimary Residence & BRI ISDN EUCL (1)
- 116 Multiline Bus, PRI ISDN, Centrex EUCL (1)

Zone C:

- 122 Primary Res, Single Line Bus, Lifeline EUCL (
- 124 NonPrimary Residence & BRI ISDN EUCL (1)
- 126 Multiline Bus, PRI ISDN, Centrex EUCL (1)

Zone D:

- 132 Primary Res, Single Line Bus, Lifeline EUCL (
- 134 NonPrimary Residence & BRI ISDN EUCL (1)
- 136 Multiline Bus, PRI ISDN, Centrex EUCL (1)

Zone - Other:

- 142 Primary Res, Single Line Bus, Lifeline EUCL (
- 144 NonPrimary Residence & BRI ISDN EUCL (1)
- 146 Multiline Bus, PRI ISDN, Centrex EUCL (1)

Presubscribed Interexchange Carrier Charge (I

- 155 Multiline Business & PRI ISDN PICC (1)
- 157 Business Centrex PICC

Carrier Common Line

- 161 Terminating CCL Prem.
- 163 Terminating CCL Non-Prem.
- 165 Originating CCL Prem.
- 167 Originating CCL Non-Prem.

- 180 Other Common Line
- 185 USAC Receipts
Per Minute Revenues
- 190 Total Basket

d/or CCL should be entered in rows 15 through 74.

COSAs with Aggregated SLCs, PICCs, and/or CCL should be entered in rows 15 thru 74. COSAs with jurisdictionally separate SLCs, PICCs, and If want separate Exog Cost CMT ratios for split by above groupings, must enter values (not TOTAL) in rows 74 & 274.

1

Enter Juris Names in blue cells in row 15.

27

Enter Jurisdiction names for Juris 27 to 52 in row below

Inc.

.S)

	BASE PERIOD DEMAND	RATES AT LAST PCI UPDATE	CURRENT RATES	PROPOSED RATES	BASE PERIOD DEMAND x RATES AT LAST PCI UPDATE	BASE PERIOD DEMAND x CURRENT RATES	BASE PERIOD DEMAND x PROPOSED RATES	INDEX RESULTS
	(A)	(B)	(C)	(D)	(E)	(F)	(G)	(H)
	0	0.00000000	0.00000000	0.00000000	0	0	0	N/A
	0	0.00000000	0.00000000	0.00000000	0	0	0	N/A
	0	0.00000000	0.00000000	0.00000000	0	0	0	N/A
	0	25.00000000	25.00000000	25.00000000	0	0	0	N/A
N/A		N/A	N/A	N/A	0	0	0	N/A
	0	0.00000000	0.00000000	0.00000000	0	0	0	N/A
	0	0.00000000	0.00000000	0.00000000	0	0	0	N/A
	0	0.00000000	0.00000000	0.00000000	0	0	0	N/A
	0	0.00000000	0.00000000	0.00000000	0	0	0	N/A
	0	0.00000000	0.00000000	0.00000000	0	0	0	N/A
	0	0.00000000	0.00000000	0.00000000	0	0	0	N/A
	0	0.00000000	0.00000000	0.00000000	0	0	0	N/A
	0	0.00000000	0.00000000	0.00000000	0	0	0	N/A
	0	0.00000000	0.00000000	0.00000000	0	0	0	N/A
PICC)	0	0.00000000	0.00000000	0.00000000	0	0	0	N/A
	0	N/A	N/A	N/A	0	0	0	N/A
	0	0.00000000	0.00000000	0.00000000	0	0	0	N/A
	0	0.00000000	0.00000000	0.00000000	0	0	0	N/A
	0	0.00000000	0.00000000	0.00000000	0	0	0	N/A
	0	0.00000000	0.00000000	0.00000000	0	0	0	N/A
N/A		N/A	N/A	N/A	0	0	0	N/A
	0	0.00000000	0.00000000	0.00000000	0	0	0	N/A
N/A		N/A	N/A	N/A	0	0	0	N/A

Total

Inc.
.S)

BASE PERIOD DEMAND	RATES AT LAST PCI UPDATE	CURRENT RATES	PROPOSED RATES	BASE PERIOD DEMAND x RATES AT LAST PCI UPDATE	BASE PERIOD DEMAND x CURRENT RATES	BASE PERIOD DEMAND x PROPOSED RATES	INDEX RESULTS
(A)	(B)	(C)	(D)	(E)	(F)	(G)	(H)
	0	0.00000000	0.00000000	0.00000000	0	0	0 N/A
	0	0.00000000	0.00000000	0.00000000	0	0	0 N/A
	0	0.00000000	0.00000000	0.00000000	0	0	0 N/A
	0	25.00000000	25.00000000	25.00000000	0	0	0 N/A
N/A	N/A	N/A	N/A	0	0	0	0 N/A
	0	0.00000000	0.00000000	0.00000000	0	0	0 N/A
	0	0.00000000	0.00000000	0.00000000	0	0	0 N/A
	0	0.00000000	0.00000000	0.00000000	0	0	0 N/A
	0	0.00000000	0.00000000	0.00000000	0	0	0 N/A
	0	0.00000000	0.00000000	0.00000000	0	0	0 N/A
	0	0.00000000	0.00000000	0.00000000	0	0	0 N/A
	0	0.00000000	0.00000000	0.00000000	0	0	0 N/A
	0	0.00000000	0.00000000	0.00000000	0	0	0 N/A
	0	0.00000000	0.00000000	0.00000000	0	0	0 N/A
	0	0.00000000	0.00000000	0.00000000	0	0	0 N/A
	0	0.00000000	0.00000000	0.00000000	0	0	0 N/A
	0	0.00000000	0.00000000	0.00000000	0	0	0 N/A
PICC)	0	0.00000000	0.00000000	0.00000000	0	0	0 N/A
	0	N/A	N/A	N/A	0	0	0 N/A
	0	0.00000000	0.00000000	0.00000000	0	0	0 N/A
	0	0.00000000	0.00000000	0.00000000	0	0	0 N/A
	0	0.00000000	0.00000000	0.00000000	0	0	0 N/A
	0	0.00000000	0.00000000	0.00000000	0	0	0 N/A
N/A	N/A	N/A	N/A	0	0	0	0 N/A
	0	0.00000000	0.00000000	0.00000000	0	0	0 N/A
				0	0	0	0 N/A
N/A	N/A	N/A	N/A	0	0	0	0 N/A

/or CCL should be entered in rows 215 thru 274.

Price Cap Tariff Review Plan
Common Line Basket

BASE PERIOD DEMAND	RATES AT LAST PCI UPDATE	CURRENT RATES	PROPOSED RATES	BASE PERIOD DEMAND x RATES AT LAST PCI UPDATE	BASE PERIOD DEMAND x CURRENT RATES	BASE PERIOD DEMAND x PROPOSED RATES	INDEX RESULTS
(A)	(B)	(C)	(D)	(E)	(F)	(G)	(H)
	0	0.00000000	0.00000000	0	0	0	N/A
	0	0.00000000	0.00000000	0	0	0	N/A
	0	0.00000000	0.00000000	0	0	0	N/A
	0	25.00000000	25.00000000	0	0	0	N/A
N/A	N/A	N/A	N/A	0	0	0	N/A
	0	0.00000000	0.00000000	0	0	0	N/A
	0	0.00000000	0.00000000	0	0	0	N/A
	0	0.00000000	0.00000000	0	0	0	N/A
	0	0.00000000	0.00000000	0	0	0	N/A
	0	0.00000000	0.00000000	0	0	0	N/A
	0	0.00000000	0.00000000	0	0	0	N/A
	0	0.00000000	0.00000000	0	0	0	N/A
	0	0.00000000	0.00000000	0	0	0	N/A
	0	0.00000000	0.00000000	0	0	0	N/A
	0	0.00000000	0.00000000	0	0	0	N/A
	0	0.00000000	0.00000000	0	0	0	N/A
	0	0.00000000	0.00000000	0	0	0	N/A
	0	0.00000000	0.00000000	0	0	0	N/A
	0	0.00000000	0.00000000	0	0	0	N/A
	0	0.00000000	0.00000000	0	0	0	N/A
	0	0.00000000	0.00000000	0	0	0	N/A
	0	0.00000000	0.00000000	0	0	0	N/A
N/A	N/A	N/A	N/A	0	0	0	N/A
	0	0.00000000	0.00000000	0	0	0	N/A
N/A	N/A	N/A	N/A	0	0	0	N/A

Total

Price Cap Tariff Review Plan
Common Line Basket

BASE PERIOD DEMAND	RATES AT LAST PCI UPDATE	CURRENT RATES	PROPOSED RATES	BASE PERIOD DEMAND x RATES AT LAST PCI UPDATE	BASE PERIOD DEMAND x CURRENT RATES	BASE PERIOD DEMAND x PROPOSED RATES	INDEX RESULTS
(A)	(B)	(C)	(D)	(E)	(F)	(G)	(H)
	0	0.00000000	0.00000000	0	0	0	N/A
	0	0.00000000	0.00000000	0	0	0	N/A
	0	0.00000000	0.00000000	0	0	0	N/A
	0	25.00000000	25.00000000	0	0	0	N/A
N/A	N/A	N/A	N/A	0	0	0	N/A
	0	0.00000000	0.00000000	0	0	0	N/A
	0	0.00000000	0.00000000	0	0	0	N/A
	0	0.00000000	0.00000000	0	0	0	N/A
	0	0.00000000	0.00000000	0	0	0	N/A
	0	0.00000000	0.00000000	0	0	0	N/A
	0	0.00000000	0.00000000	0	0	0	N/A
	0	0.00000000	0.00000000	0	0	0	N/A
	0	0.00000000	0.00000000	0	0	0	N/A
	0	0.00000000	0.00000000	0	0	0	N/A
	0	0.00000000	0.00000000	0	0	0	N/A
	0	0.00000000	0.00000000	0	0	0	N/A
	0	0.00000000	0.00000000	0	0	0	N/A
	0	0.00000000	0.00000000	0	0	0	N/A
	0	0.00000000	0.00000000	0	0	0	N/A
	0	0.00000000	0.00000000	0	0	0	N/A
	0	0.00000000	0.00000000	0	0	0	N/A
N/A	N/A	N/A	N/A	0	0	0	N/A
	0	0.00000000	0.00000000	0	0	0	N/A
				0	0	0	N/A
N/A	N/A	N/A	N/A	0	0	0	N/A

BASE PERIOD DEMAND	RATES AT LAST PCI UPDATE	CURRENT RATES	PROPOSED RATES	BASE PERIOD DEMAND x RATES AT LAST PCI UPDATE	BASE PERIOD DEMAND x CURRENT RATES	BASE PERIOD DEMAND x PROPOSED RATES	INDEX RESULTS
(A)	(B)	(C)	(D)	(E)	(F)	(G)	(H)
0	0.00000000	0.00000000	0.00000000	0	0	0	N/A
0	0.00000000	0.00000000	0.00000000	0	0	0	N/A
0	0.00000000	0.00000000	0.00000000	0	0	0	N/A
0	25.00000000	25.00000000	25.00000000	0	0	0	N/A
N/A	N/A	N/A	N/A	0	0	0	N/A
0	0.00000000	0.00000000	0.00000000	0	0	0	N/A
0	0.00000000	0.00000000	0.00000000	0	0	0	N/A
0	0.00000000	0.00000000	0.00000000	0	0	0	N/A
0	0.00000000	0.00000000	0.00000000	0	0	0	N/A
0	0.00000000	0.00000000	0.00000000	0	0	0	N/A
0	0.00000000	0.00000000	0.00000000	0	0	0	N/A
0	0.00000000	0.00000000	0.00000000	0	0	0	N/A
0	0.00000000	0.00000000	0.00000000	0	0	0	N/A
0	0.00000000	0.00000000	0.00000000	0	0	0	N/A
0	0.00000000	0.00000000	0.00000000	0	0	0	N/A
0	0.00000000	0.00000000	0.00000000	0	0	0	N/A
0	0.00000000	0.00000000	0.00000000	0	0	0	N/A
0	0.00000000	0.00000000	0.00000000	0	0	0	N/A
0	0.00000000	0.00000000	0.00000000	0	0	0	N/A
0	0.00000000	0.00000000	0.00000000	0	0	0	N/A
0	0.00000000	0.00000000	0.00000000	0	0	0	N/A
0	N/A	N/A	N/A	0	0	0	N/A
0	N/A	N/A	N/A	0	0	0	N/A
0	0.00000000	0.00000000	0.00000000	0	0	0	N/A
0	0.00000000	0.00000000	0.00000000	0	0	0	N/A
0	0.00000000	0.00000000	0.00000000	0	0	0	N/A
0	0.00000000	0.00000000	0.00000000	0	0	0	N/A
N/A	N/A	N/A	N/A	0	0	0	N/A
0	0.00000000	0.00000000	0.00000000	0	0	0	N/A
N/A	N/A	N/A	N/A	0	0	0	N/A

Total

BASE PERIOD DEMAND	RATES AT LAST PCI UPDATE	CURRENT RATES	PROPOSED RATES	BASE PERIOD DEMAND x RATES AT LAST PCI UPDATE	BASE PERIOD DEMAND x CURRENT RATES	BASE PERIOD DEMAND x PROPOSED RATES	INDEX RESULTS
(A)	(B)	(C)	(D)	(E)	(F)	(G)	(H)
	0	0.00000000	0.00000000	0.00000000	0	0	N/A
	0	0.00000000	0.00000000	0.00000000	0	0	N/A
	0	0.00000000	0.00000000	0.00000000	0	0	N/A
	0	25.00000000	25.00000000	25.00000000	0	0	N/A
N/A	N/A	N/A	N/A		0	0	N/A
	0	0.00000000	0.00000000	0.00000000	0	0	N/A
	0	0.00000000	0.00000000	0.00000000	0	0	N/A
	0	0.00000000	0.00000000	0.00000000	0	0	N/A
	0	0.00000000	0.00000000	0.00000000	0	0	N/A
	0	0.00000000	0.00000000	0.00000000	0	0	N/A
	0	0.00000000	0.00000000	0.00000000	0	0	N/A
	0	0.00000000	0.00000000	0.00000000	0	0	N/A
	0	0.00000000	0.00000000	0.00000000	0	0	N/A
	0	0.00000000	0.00000000	0.00000000	0	0	N/A
	0	0.00000000	0.00000000	0.00000000	0	0	N/A
	0	0.00000000	0.00000000	0.00000000	0	0	N/A
	0	0.00000000	0.00000000	0.00000000	0	0	N/A
	0	0.00000000	0.00000000	0.00000000	0	0	N/A
	0	0.00000000	0.00000000	0.00000000	0	0	N/A
	0	0.00000000	0.00000000	0.00000000	0	0	N/A
	0	0.00000000	0.00000000	0.00000000	0	0	N/A
	0	0.00000000	0.00000000	0.00000000	0	0	N/A
	0	0.00000000	0.00000000	0.00000000	0	0	N/A
	0	0.00000000	0.00000000	0.00000000	0	0	N/A
	0	0.00000000	0.00000000	0.00000000	0	0	N/A
N/A	N/A	N/A	N/A		0	0	N/A
	0	0.00000000	0.00000000	0.00000000	0	0	N/A
					0	0	N/A
N/A	N/A	N/A	N/A		0	0	N/A

Price Cap Tariff Review Plan
Common Line Basket

BASE PERIOD DEMAND	RATES AT LAST PCI UPDATE	CURRENT RATES	PROPOSED RATES	BASE PERIOD DEMAND x RATES AT LAST PCI UPDATE	BASE PERIOD DEMAND x CURRENT RATES	BASE PERIOD DEMAND x PROPOSED RATES	INDEX RESULTS
(A)	(B)	(C)	(D)	(E)	(F)	(G)	(H)
	0	0.00000000	0.00000000	0.00000000	0	0	N/A
	0	0.00000000	0.00000000	0.00000000	0	0	N/A
	0	0.00000000	0.00000000	0.00000000	0	0	N/A
	0	25.00000000	25.00000000	25.00000000	0	0	N/A
N/A	N/A	N/A	N/A	0	0	0	N/A
	0	0.00000000	0.00000000	0.00000000	0	0	N/A
	0	0.00000000	0.00000000	0.00000000	0	0	N/A
	0	0.00000000	0.00000000	0.00000000	0	0	N/A
	0	0.00000000	0.00000000	0.00000000	0	0	N/A
	0	0.00000000	0.00000000	0.00000000	0	0	N/A
	0	0.00000000	0.00000000	0.00000000	0	0	N/A
	0	0.00000000	0.00000000	0.00000000	0	0	N/A
	0	0.00000000	0.00000000	0.00000000	0	0	N/A
	0	0.00000000	0.00000000	0.00000000	0	0	N/A
	0	0.00000000	0.00000000	0.00000000	0	0	N/A
	0	0.00000000	0.00000000	0.00000000	0	0	N/A
	0	0.00000000	0.00000000	0.00000000	0	0	N/A
	0	0.00000000	0.00000000	0.00000000	0	0	N/A
	0	0.00000000	0.00000000	0.00000000	0	0	N/A
	0	0.00000000	0.00000000	0.00000000	0	0	N/A
	0	0.00000000	0.00000000	0.00000000	0	0	N/A
	0	0.00000000	0.00000000	0.00000000	0	0	N/A
	0	0.00000000	0.00000000	0.00000000	0	0	N/A
N/A	N/A	N/A	N/A	0	0	0	N/A
	0	0.00000000	0.00000000	0.00000000	0	0	N/A
N/A	N/A	N/A	N/A	0	0	0	N/A

Total

Price Cap Tariff Review Plan
Common Line Basket

BASE PERIOD DEMAND	RATES AT LAST PCI UPDATE	CURRENT RATES	PROPOSED RATES	BASE PERIOD DEMAND x RATES AT LAST PCI UPDATE	BASE PERIOD DEMAND x CURRENT RATES	BASE PERIOD DEMAND x PROPOSED RATES	INDEX RESULTS
(A)	(B)	(C)	(D)	(E)	(F)	(G)	(H)
	0	0.00000000	0.00000000	0.00000000	0	0	0 N/A
	0	0.00000000	0.00000000	0.00000000	0	0	0 N/A
	0	0.00000000	0.00000000	0.00000000	0	0	0 N/A
	0	25.00000000	25.00000000	25.00000000	0	0	0 N/A
N/A		N/A	N/A		0	0	0 N/A
	0	0.00000000	0.00000000	0.00000000	0	0	0 N/A
	0	0.00000000	0.00000000	0.00000000	0	0	0 N/A
	0	0.00000000	0.00000000	0.00000000	0	0	0 N/A
	0	0.00000000	0.00000000	0.00000000	0	0	0 N/A
	0	0.00000000	0.00000000	0.00000000	0	0	0 N/A
	0	0.00000000	0.00000000	0.00000000	0	0	0 N/A
	0	0.00000000	0.00000000	0.00000000	0	0	0 N/A
	0	0.00000000	0.00000000	0.00000000	0	0	0 N/A
	0	0.00000000	0.00000000	0.00000000	0	0	0 N/A
	0	0.00000000	0.00000000	0.00000000	0	0	0 N/A
	0	0.00000000	0.00000000	0.00000000	0	0	0 N/A
	0	0.00000000	0.00000000	0.00000000	0	0	0 N/A
	0	0.00000000	0.00000000	0.00000000	0	0	0 N/A
	0	0.00000000	0.00000000	0.00000000	0	0	0 N/A
	0	0.00000000	0.00000000	0.00000000	0	0	0 N/A
	0	0.00000000	0.00000000	0.00000000	0	0	0 N/A
	0	0.00000000	0.00000000	0.00000000	0	0	0 N/A
	0	0.00000000	0.00000000	0.00000000	0	0	0 N/A
	0	0.00000000	0.00000000	0.00000000	0	0	0 N/A
	0	0.00000000	0.00000000	0.00000000	0	0	0 N/A
	0	0.00000000	0.00000000	0.00000000	0	0	0 N/A
	0	0.00000000	0.00000000	0.00000000	0	0	0 N/A
	0	0.00000000	0.00000000	0.00000000	0	0	0 N/A
	0	0.00000000	0.00000000	0.00000000	0	0	0 N/A
	0	0.00000000	0.00000000	0.00000000	0	0	0 N/A
	0	0.00000000	0.00000000	0.00000000	0	0	0 N/A
	0	0.00000000	0.00000000	0.00000000	0	0	0 N/A
N/A		N/A	N/A		0	0	0 N/A
	0	0.00000000	0.00000000	0.00000000	0	0	0 N/A
	0	0.00000000	0.00000000	0.00000000	0	0	0 N/A
N/A		N/A	N/A		0	0	0 N/A

BASE PERIOD DEMAND	RATES AT LAST PCI UPDATE	CURRENT RATES	PROPOSED RATES	BASE PERIOD DEMAND x RATES AT LAST PCI UPDATE	BASE PERIOD DEMAND x CURRENT RATES	BASE PERIOD DEMAND x PROPOSED RATES	INDEX RESULTS
(A)	(B)	(C)	(D)	(E)	(F)	(G)	(H)
	0	0.00000000	0.00000000	0.00000000	0	0	N/A
	0	0.00000000	0.00000000	0.00000000	0	0	N/A
	0	0.00000000	0.00000000	0.00000000	0	0	N/A
	0	25.00000000	25.00000000	25.00000000	0	0	N/A
N/A	N/A	N/A	N/A		0	0	N/A
	0	0.00000000	0.00000000	0.00000000	0	0	N/A
	0	0.00000000	0.00000000	0.00000000	0	0	N/A
	0	0.00000000	0.00000000	0.00000000	0	0	N/A
	0	0.00000000	0.00000000	0.00000000	0	0	N/A
	0	0.00000000	0.00000000	0.00000000	0	0	N/A
	0	0.00000000	0.00000000	0.00000000	0	0	N/A
	0	0.00000000	0.00000000	0.00000000	0	0	N/A
	0	0.00000000	0.00000000	0.00000000	0	0	N/A
	0	0.00000000	0.00000000	0.00000000	0	0	N/A
	0	0.00000000	0.00000000	0.00000000	0	0	N/A
	0	0.00000000	0.00000000	0.00000000	0	0	N/A
	0	0.00000000	0.00000000	0.00000000	0	0	N/A
	0	0.00000000	0.00000000	0.00000000	0	0	N/A
	0	0.00000000	0.00000000	0.00000000	0	0	N/A
	0	0.00000000	0.00000000	0.00000000	0	0	N/A
	0	0.00000000	0.00000000	0.00000000	0	0	N/A
	0	0.00000000	0.00000000	0.00000000	0	0	N/A
	0	0.00000000	0.00000000	0.00000000	0	0	N/A
N/A	N/A	N/A	N/A		0	0	N/A
	0	0.00000000	0.00000000	0.00000000	0	0	N/A
N/A	N/A	N/A	N/A		0	0	N/A

Total

BASE PERIOD DEMAND	RATES AT LAST PCI UPDATE	CURRENT RATES	PROPOSED RATES	BASE PERIOD DEMAND x RATES AT LAST PCI UPDATE	BASE PERIOD DEMAND x CURRENT RATES	BASE PERIOD DEMAND x PROPOSED RATES	INDEX RESULTS
(A)	(B)	(C)	(D)	(E)	(F)	(G)	(H)
	0	0.00000000	0.00000000	0.00000000	0	0	0 N/A
	0	0.00000000	0.00000000	0.00000000	0	0	0 N/A
	0	0.00000000	0.00000000	0.00000000	0	0	0 N/A
	0	25.00000000	25.00000000	25.00000000	0	0	0 N/A
N/A	N/A	N/A	N/A		0	0	0 N/A
	0	0.00000000	0.00000000	0.00000000	0	0	0 N/A
	0	0.00000000	0.00000000	0.00000000	0	0	0 N/A
	0	0.00000000	0.00000000	0.00000000	0	0	0 N/A
	0	0.00000000	0.00000000	0.00000000	0	0	0 N/A
	0	0.00000000	0.00000000	0.00000000	0	0	0 N/A
	0	0.00000000	0.00000000	0.00000000	0	0	0 N/A
	0	0.00000000	0.00000000	0.00000000	0	0	0 N/A
	0	0.00000000	0.00000000	0.00000000	0	0	0 N/A
	0	0.00000000	0.00000000	0.00000000	0	0	0 N/A
	0	0.00000000	0.00000000	0.00000000	0	0	0 N/A
	0	0.00000000	0.00000000	0.00000000	0	0	0 N/A
	0	0.00000000	0.00000000	0.00000000	0	0	0 N/A
	0	0.00000000	0.00000000	0.00000000	0	0	0 N/A
	0	0.00000000	0.00000000	0.00000000	0	0	0 N/A
	0	0.00000000	0.00000000	0.00000000	0	0	0 N/A
	0	0.00000000	0.00000000	0.00000000	0	0	0 N/A
	0	0.00000000	0.00000000	0.00000000	0	0	0 N/A
N/A	N/A	N/A	N/A		0	0	0 N/A
	0	0.00000000	0.00000000	0.00000000	0	0	0 N/A
					0	0	0 N/A
N/A	N/A	N/A	N/A		0	0	0 N/A

Price Cap Tariff Review Plan
Common Line Basket

BASE PERIOD DEMAND	RATES AT LAST PCI UPDATE	CURRENT RATES	PROPOSED RATES	BASE PERIOD DEMAND x RATES AT LAST PCI UPDATE	BASE PERIOD DEMAND x CURRENT RATES	BASE PERIOD DEMAND x PROPOSED RATES	INDEX RESULTS
(A)	(B)	(C)	(D)	(E)	(F)	(G)	(H)
	0	0.00000000	0.00000000	0	0	0	N/A
	0	0.00000000	0.00000000	0	0	0	N/A
	0	0.00000000	0.00000000	0	0	0	N/A
	0	25.00000000	25.00000000	0	0	0	N/A
N/A	N/A	N/A	N/A	0	0	0	N/A
	0	0.00000000	0.00000000	0	0	0	N/A
	0	0.00000000	0.00000000	0	0	0	N/A
	0	0.00000000	0.00000000	0	0	0	N/A
	0	0.00000000	0.00000000	0	0	0	N/A
	0	0.00000000	0.00000000	0	0	0	N/A
	0	0.00000000	0.00000000	0	0	0	N/A
	0	0.00000000	0.00000000	0	0	0	N/A
	0	0.00000000	0.00000000	0	0	0	N/A
	0	0.00000000	0.00000000	0	0	0	N/A
	0	0.00000000	0.00000000	0	0	0	N/A
	0	0.00000000	0.00000000	0	0	0	N/A
	0	0.00000000	0.00000000	0	0	0	N/A
	0	0.00000000	0.00000000	0	0	0	N/A
	0	0.00000000	0.00000000	0	0	0	N/A
	0	0.00000000	0.00000000	0	0	0	N/A
	0	0.00000000	0.00000000	0	0	0	N/A
	0	0.00000000	0.00000000	0	0	0	N/A
N/A	N/A	N/A	N/A	0	0	0	N/A
	0	0.00000000	0.00000000	0	0	0	N/A
N/A	N/A	N/A	N/A	0	0	0	N/A

Total

Price Cap Tariff Review Plan
Common Line Basket

BASE PERIOD DEMAND	RATES AT LAST PCI UPDATE	CURRENT RATES	PROPOSED RATES	BASE PERIOD DEMAND x RATES AT LAST PCI UPDATE	BASE PERIOD DEMAND x CURRENT RATES	BASE PERIOD DEMAND x PROPOSED RATES	INDEX RESULTS
(A)	(B)	(C)	(D)	(E)	(F)	(G)	(H)
	0	0.00000000	0.00000000	0.00000000	0	0	0 N/A
	0	0.00000000	0.00000000	0.00000000	0	0	0 N/A
	0	0.00000000	0.00000000	0.00000000	0	0	0 N/A
	0	25.00000000	25.00000000	25.00000000	0	0	0 N/A
N/A		N/A	N/A		0	0	0 N/A
	0	0.00000000	0.00000000	0.00000000	0	0	0 N/A
	0	0.00000000	0.00000000	0.00000000	0	0	0 N/A
	0	0.00000000	0.00000000	0.00000000	0	0	0 N/A
	0	0.00000000	0.00000000	0.00000000	0	0	0 N/A
	0	0.00000000	0.00000000	0.00000000	0	0	0 N/A
	0	0.00000000	0.00000000	0.00000000	0	0	0 N/A
	0	0.00000000	0.00000000	0.00000000	0	0	0 N/A
	0	0.00000000	0.00000000	0.00000000	0	0	0 N/A
	0	0.00000000	0.00000000	0.00000000	0	0	0 N/A
	0	0.00000000	0.00000000	0.00000000	0	0	0 N/A
	0	0.00000000	0.00000000	0.00000000	0	0	0 N/A
	0	0.00000000	0.00000000	0.00000000	0	0	0 N/A
	0	0.00000000	0.00000000	0.00000000	0	0	0 N/A
	0	0.00000000	0.00000000	0.00000000	0	0	0 N/A
	0	0.00000000	0.00000000	0.00000000	0	0	0 N/A
	0	0.00000000	0.00000000	0.00000000	0	0	0 N/A
	0	0.00000000	0.00000000	0.00000000	0	0	0 N/A
	0	0.00000000	0.00000000	0.00000000	0	0	0 N/A
	0	0.00000000	0.00000000	0.00000000	0	0	0 N/A
	0	0.00000000	0.00000000	0.00000000	0	0	0 N/A
	0	0.00000000	0.00000000	0.00000000	0	0	0 N/A
N/A		N/A	N/A		0	0	0 N/A
	0	0.00000000	0.00000000	0.00000000	0	0	0 N/A
	0	0.00000000	0.00000000	0.00000000	0	0	0 N/A
	0	0.00000000	0.00000000	0.00000000	0	0	0 N/A
N/A		N/A	N/A		0	0	0 N/A

BASE PERIOD DEMAND	RATES AT LAST PCI UPDATE	CURRENT RATES	PROPOSED RATES	BASE PERIOD DEMAND x RATES AT LAST PCI UPDATE	BASE PERIOD DEMAND x CURRENT RATES	BASE PERIOD DEMAND x PROPOSED RATES	INDEX RESULTS
(A)	(B)	(C)	(D)	(E)	(F)	(G)	(H)
	0	0.00000000	0.00000000	0.00000000	0	0	0 N/A
	0	0.00000000	0.00000000	0.00000000	0	0	0 N/A
	0	0.00000000	0.00000000	0.00000000	0	0	0 N/A
	0	25.00000000	25.00000000	25.00000000	0	0	0 N/A
N/A	N/A	N/A	N/A		0	0	0 N/A
	0	0.00000000	0.00000000	0.00000000	0	0	0 N/A
	0	0.00000000	0.00000000	0.00000000	0	0	0 N/A
	0	0.00000000	0.00000000	0.00000000	0	0	0 N/A
	0	0.00000000	0.00000000	0.00000000	0	0	0 N/A
	0	0.00000000	0.00000000	0.00000000	0	0	0 N/A
	0	0.00000000	0.00000000	0.00000000	0	0	0 N/A
	0	0.00000000	0.00000000	0.00000000	0	0	0 N/A
	0	0.00000000	0.00000000	0.00000000	0	0	0 N/A
	0	0.00000000	0.00000000	0.00000000	0	0	0 N/A
	0	0.00000000	0.00000000	0.00000000	0	0	0 N/A
	0	0.00000000	0.00000000	0.00000000	0	0	0 N/A
	0	0.00000000	0.00000000	0.00000000	0	0	0 N/A
	0	0.00000000	0.00000000	0.00000000	0	0	0 N/A
	0	0.00000000	0.00000000	0.00000000	0	0	0 N/A
	0	0.00000000	0.00000000	0.00000000	0	0	0 N/A
	0	0.00000000	0.00000000	0.00000000	0	0	0 N/A
	0	0.00000000	0.00000000	0.00000000	0	0	0 N/A
	0	0.00000000	0.00000000	0.00000000	0	0	0 N/A
	0	0.00000000	0.00000000	0.00000000	0	0	0 N/A
	0	0.00000000	0.00000000	0.00000000	0	0	0 N/A
	0	0.00000000	0.00000000	0.00000000	0	0	0 N/A
	0	0.00000000	0.00000000	0.00000000	0	0	0 N/A
	0	0.00000000	0.00000000	0.00000000	0	0	0 N/A
	0	0.00000000	0.00000000	0.00000000	0	0	0 N/A
	0	0.00000000	0.00000000	0.00000000	0	0	0 N/A
	0	0.00000000	0.00000000	0.00000000	0	0	0 N/A
	0	0.00000000	0.00000000	0.00000000	0	0	0 N/A
	0	0.00000000	0.00000000	0.00000000	0	0	0 N/A
	0	0.00000000	0.00000000	0.00000000	0	0	0 N/A
	0	0.00000000	0.00000000	0.00000000	0	0	0 N/A
	0	0.00000000	0.00000000	0.00000000	0	0	0 N/A
	0	0.00000000	0.00000000	0.00000000	0	0	0 N/A
	0	0.00000000	0.00000000	0.00000000	0	0	0 N/A
	0	0.00000000	0.00000000	0.00000000	0	0	0 N/A
	0	0.00000000	0.00000000	0.00000000	0	0	0 N/A
	0	0.00000000	0.00000000	0.00000000	0	0	0 N/A
N/A	N/A	N/A	N/A		0	0	0 N/A
	0	0.00000000	0.00000000	0.00000000	0	0	0 N/A
N/A	N/A	N/A	N/A		0	0	0 N/A

Total

BASE PERIOD DEMAND	RATES AT LAST PCI UPDATE	CURRENT RATES	PROPOSED RATES	BASE PERIOD DEMAND x RATES AT LAST PCI UPDATE	BASE PERIOD DEMAND x CURRENT RATES	BASE PERIOD DEMAND x PROPOSED RATES	INDEX RESULTS
(A)	(B)	(C)	(D)	(E)	(F)	(G)	(H)
	0	0.00000000	0.00000000	0.00000000	0	0	0 N/A
	0	0.00000000	0.00000000	0.00000000	0	0	0 N/A
	0	0.00000000	0.00000000	0.00000000	0	0	0 N/A
	0	25.00000000	25.00000000	25.00000000	0	0	0 N/A
N/A	N/A	N/A	N/A		0	0	0 N/A
	0	0.00000000	0.00000000	0.00000000	0	0	0 N/A
	0	0.00000000	0.00000000	0.00000000	0	0	0 N/A
	0	0.00000000	0.00000000	0.00000000	0	0	0 N/A
	0	0.00000000	0.00000000	0.00000000	0	0	0 N/A
	0	0.00000000	0.00000000	0.00000000	0	0	0 N/A
	0	0.00000000	0.00000000	0.00000000	0	0	0 N/A
	0	0.00000000	0.00000000	0.00000000	0	0	0 N/A
	0	0.00000000	0.00000000	0.00000000	0	0	0 N/A
	0	0.00000000	0.00000000	0.00000000	0	0	0 N/A
	0	0.00000000	0.00000000	0.00000000	0	0	0 N/A
	0	0.00000000	0.00000000	0.00000000	0	0	0 N/A
	0	0.00000000	0.00000000	0.00000000	0	0	0 N/A
	0	0.00000000	0.00000000	0.00000000	0	0	0 N/A
	0	0.00000000	0.00000000	0.00000000	0	0	0 N/A
	0	0.00000000	0.00000000	0.00000000	0	0	0 N/A
	0	0.00000000	0.00000000	0.00000000	0	0	0 N/A
	0	0.00000000	0.00000000	0.00000000	0	0	0 N/A
N/A	N/A	N/A	N/A		0	0	0 N/A
	0	0.00000000	0.00000000	0.00000000	0	0	0 N/A
					0	0	0 N/A
N/A	N/A	N/A	N/A		0	0	0 N/A

Price Cap Tariff Review Plan
Common Line Basket

BASE PERIOD DEMAND	RATES AT LAST PCI UPDATE	CURRENT RATES	PROPOSED RATES	BASE PERIOD DEMAND x RATES AT LAST PCI UPDATE	BASE PERIOD DEMAND x CURRENT RATES	BASE PERIOD DEMAND x PROPOSED RATES	INDEX RESULTS
(A)	(B)	(C)	(D)	(E)	(F)	(G)	(H)
	0	0.00000000	0.00000000	0.00000000	0	0	0 N/A
	0	0.00000000	0.00000000	0.00000000	0	0	0 N/A
	0	0.00000000	0.00000000	0.00000000	0	0	0 N/A
	0	25.00000000	25.00000000	25.00000000	0	0	0 N/A
N/A	N/A	N/A	N/A	0	0	0	0 N/A
	0	0.00000000	0.00000000	0.00000000	0	0	0 N/A
	0	0.00000000	0.00000000	0.00000000	0	0	0 N/A
	0	0.00000000	0.00000000	0.00000000	0	0	0 N/A
	0	0.00000000	0.00000000	0.00000000	0	0	0 N/A
	0	0.00000000	0.00000000	0.00000000	0	0	0 N/A
	0	0.00000000	0.00000000	0.00000000	0	0	0 N/A
	0	0.00000000	0.00000000	0.00000000	0	0	0 N/A
	0	0.00000000	0.00000000	0.00000000	0	0	0 N/A
	0	0.00000000	0.00000000	0.00000000	0	0	0 N/A
	0	0.00000000	0.00000000	0.00000000	0	0	0 N/A
	0	0.00000000	0.00000000	0.00000000	0	0	0 N/A
	0	0.00000000	0.00000000	0.00000000	0	0	0 N/A
	0	0.00000000	0.00000000	0.00000000	0	0	0 N/A
	0	0.00000000	0.00000000	0.00000000	0	0	0 N/A
	0	0.00000000	0.00000000	0.00000000	0	0	0 N/A
	0	0.00000000	0.00000000	0.00000000	0	0	0 N/A
	0	0.00000000	0.00000000	0.00000000	0	0	0 N/A
	0	0.00000000	0.00000000	0.00000000	0	0	0 N/A
	0	0.00000000	0.00000000	0.00000000	0	0	0 N/A
	0	0.00000000	0.00000000	0.00000000	0	0	0 N/A
	0	0.00000000	0.00000000	0.00000000	0	0	0 N/A
	0	0.00000000	0.00000000	0.00000000	0	0	0 N/A
	0	0.00000000	0.00000000	0.00000000	0	0	0 N/A
	0	0.00000000	0.00000000	0.00000000	0	0	0 N/A
N/A	N/A	N/A	N/A	0	0	0	0 N/A
	0	0.00000000	0.00000000	0.00000000	0	0	0 N/A
N/A	N/A	N/A	N/A	0	0	0	0 N/A

Total

Price Cap Tariff Review Plan
Common Line Basket

BASE PERIOD DEMAND	RATES AT LAST PCI UPDATE	CURRENT RATES	PROPOSED RATES	BASE PERIOD DEMAND x RATES AT LAST PCI UPDATE	BASE PERIOD DEMAND x CURRENT RATES	BASE PERIOD DEMAND x PROPOSED RATES	INDEX RESULTS
(A)	(B)	(C)	(D)	(E)	(F)	(G)	(H)
	0	0.00000000	0.00000000	0.00000000	0	0	N/A
	0	0.00000000	0.00000000	0.00000000	0	0	N/A
	0	0.00000000	0.00000000	0.00000000	0	0	N/A
	0	25.00000000	25.00000000	25.00000000	0	0	N/A
N/A	N/A	N/A	N/A	0	0	0	N/A
	0	0.00000000	0.00000000	0.00000000	0	0	N/A
	0	0.00000000	0.00000000	0.00000000	0	0	N/A
	0	0.00000000	0.00000000	0.00000000	0	0	N/A
	0	0.00000000	0.00000000	0.00000000	0	0	N/A
	0	0.00000000	0.00000000	0.00000000	0	0	N/A
	0	0.00000000	0.00000000	0.00000000	0	0	N/A
	0	0.00000000	0.00000000	0.00000000	0	0	N/A
	0	0.00000000	0.00000000	0.00000000	0	0	N/A
	0	0.00000000	0.00000000	0.00000000	0	0	N/A
	0	0.00000000	0.00000000	0.00000000	0	0	N/A
	0	0.00000000	0.00000000	0.00000000	0	0	N/A
	0	0.00000000	0.00000000	0.00000000	0	0	N/A
	0	0.00000000	0.00000000	0.00000000	0	0	N/A
	0	N/A	N/A	N/A	0	0	N/A
	0	0.00000000	0.00000000	0.00000000	0	0	N/A
	0	0.00000000	0.00000000	0.00000000	0	0	N/A
	0	0.00000000	0.00000000	0.00000000	0	0	N/A
	0	0.00000000	0.00000000	0.00000000	0	0	N/A
N/A	N/A	N/A	N/A	0	0	0	N/A
	0	0.00000000	0.00000000	0.00000000	0	0	N/A
					0	0	N/A
N/A	N/A	N/A	N/A	0	0	0	N/A

BASE PERIOD DEMAND	RATES AT LAST PCI UPDATE	CURRENT RATES	PROPOSED RATES	BASE PERIOD DEMAND x RATES AT LAST PCI UPDATE	BASE PERIOD DEMAND x CURRENT RATES	BASE PERIOD DEMAND x PROPOSED RATES	INDEX RESULTS
(A)	(B)	(C)	(D)	(E)	(F)	(G)	(H)
	0	0.00000000	0.00000000	0.00000000	0	0	0 N/A
	0	0.00000000	0.00000000	0.00000000	0	0	0 N/A
	0	0.00000000	0.00000000	0.00000000	0	0	0 N/A
	0	25.00000000	25.00000000	25.00000000	0	0	0 N/A
N/A	N/A	N/A	N/A		0	0	0 N/A
	0	0.00000000	0.00000000	0.00000000	0	0	0 N/A
	0	0.00000000	0.00000000	0.00000000	0	0	0 N/A
	0	0.00000000	0.00000000	0.00000000	0	0	0 N/A
	0	0.00000000	0.00000000	0.00000000	0	0	0 N/A
	0	0.00000000	0.00000000	0.00000000	0	0	0 N/A
	0	0.00000000	0.00000000	0.00000000	0	0	0 N/A
	0	0.00000000	0.00000000	0.00000000	0	0	0 N/A
	0	0.00000000	0.00000000	0.00000000	0	0	0 N/A
	0	0.00000000	0.00000000	0.00000000	0	0	0 N/A
	0	0.00000000	0.00000000	0.00000000	0	0	0 N/A
	0	0.00000000	0.00000000	0.00000000	0	0	0 N/A
	0	0.00000000	0.00000000	0.00000000	0	0	0 N/A
	0	0.00000000	0.00000000	0.00000000	0	0	0 N/A
	0	0.00000000	0.00000000	0.00000000	0	0	0 N/A
	0	0.00000000	0.00000000	0.00000000	0	0	0 N/A
	0	0.00000000	0.00000000	0.00000000	0	0	0 N/A
	0	0.00000000	0.00000000	0.00000000	0	0	0 N/A
	0	0.00000000	0.00000000	0.00000000	0	0	0 N/A
	0	0.00000000	0.00000000	0.00000000	0	0	0 N/A
	0	0.00000000	0.00000000	0.00000000	0	0	0 N/A
	0	0.00000000	0.00000000	0.00000000	0	0	0 N/A
	0	0.00000000	0.00000000	0.00000000	0	0	0 N/A
	0	0.00000000	0.00000000	0.00000000	0	0	0 N/A
	0	0.00000000	0.00000000	0.00000000	0	0	0 N/A
N/A	N/A	N/A	N/A		0	0	0 N/A
	0	0.00000000	0.00000000	0.00000000	0	0	0 N/A
N/A	N/A	N/A	N/A		0	0	0 N/A

Total

BASE PERIOD DEMAND	RATES AT LAST PCI UPDATE	CURRENT RATES	PROPOSED RATES	BASE PERIOD DEMAND x RATES AT LAST PCI UPDATE	BASE PERIOD DEMAND x CURRENT RATES	BASE PERIOD DEMAND x PROPOSED RATES	INDEX RESULTS
(A)	(B)	(C)	(D)	(E)	(F)	(G)	(H)
	0	0.00000000	0.00000000	0.00000000	0	0	N/A
	0	0.00000000	0.00000000	0.00000000	0	0	N/A
	0	0.00000000	0.00000000	0.00000000	0	0	N/A
	0	25.00000000	25.00000000	25.00000000	0	0	N/A
N/A	N/A	N/A	N/A		0	0	N/A
	0	0.00000000	0.00000000	0.00000000	0	0	N/A
	0	0.00000000	0.00000000	0.00000000	0	0	N/A
	0	0.00000000	0.00000000	0.00000000	0	0	N/A
	0	0.00000000	0.00000000	0.00000000	0	0	N/A
	0	0.00000000	0.00000000	0.00000000	0	0	N/A
	0	0.00000000	0.00000000	0.00000000	0	0	N/A
	0	0.00000000	0.00000000	0.00000000	0	0	N/A
	0	0.00000000	0.00000000	0.00000000	0	0	N/A
	0	0.00000000	0.00000000	0.00000000	0	0	N/A
	0	0.00000000	0.00000000	0.00000000	0	0	N/A
	0	0.00000000	0.00000000	0.00000000	0	0	N/A
	0	0.00000000	0.00000000	0.00000000	0	0	N/A
	0	0.00000000	0.00000000	0.00000000	0	0	N/A
	0	0.00000000	0.00000000	0.00000000	0	0	N/A
	0	0.00000000	0.00000000	0.00000000	0	0	N/A
	0	0.00000000	0.00000000	0.00000000	0	0	N/A
	0	0.00000000	0.00000000	0.00000000	0	0	N/A
	0	0.00000000	0.00000000	0.00000000	0	0	N/A
	0	0.00000000	0.00000000	0.00000000	0	0	N/A
	0	0.00000000	0.00000000	0.00000000	0	0	N/A
N/A	N/A	N/A	N/A		0	0	N/A
	0	0.00000000	0.00000000	0.00000000	0	0	N/A
	0	0.00000000	0.00000000	0.00000000	0	0	N/A
N/A	N/A	N/A	N/A		0	0	N/A

Price Cap Tariff Review Plan
Common Line Basket

BASE PERIOD DEMAND	RATES AT LAST PCI UPDATE	CURRENT RATES	PROPOSED RATES	BASE PERIOD DEMAND x RATES AT LAST PCI UPDATE	BASE PERIOD DEMAND x CURRENT RATES	BASE PERIOD DEMAND x PROPOSED RATES	INDEX RESULTS
(A)	(B)	(C)	(D)	(E)	(F)	(G)	(H)
	0	0.00000000	0.00000000	0	0	0	N/A
	0	0.00000000	0.00000000	0	0	0	N/A
	0	0.00000000	0.00000000	0	0	0	N/A
N/A	0	25.00000000	25.00000000	0	0	0	N/A
	N/A	N/A	N/A	0	0	0	N/A
	0	0.00000000	0.00000000	0	0	0	N/A
	0	0.00000000	0.00000000	0	0	0	N/A
	0	0.00000000	0.00000000	0	0	0	N/A
	0	0.00000000	0.00000000	0	0	0	N/A
	0	0.00000000	0.00000000	0	0	0	N/A
	0	0.00000000	0.00000000	0	0	0	N/A
	0	0.00000000	0.00000000	0	0	0	N/A
	0	0.00000000	0.00000000	0	0	0	N/A
	0	0.00000000	0.00000000	0	0	0	N/A
	0	0.00000000	0.00000000	0	0	0	N/A
	0	0.00000000	0.00000000	0	0	0	N/A
	0	0.00000000	0.00000000	0	0	0	N/A
	0	0.00000000	0.00000000	0	0	0	N/A
	0	0.00000000	0.00000000	0	0	0	N/A
	0	0.00000000	0.00000000	0	0	0	N/A
	0	0.00000000	0.00000000	0	0	0	N/A
	0	0.00000000	0.00000000	0	0	0	N/A
	0	0.00000000	0.00000000	0	0	0	N/A
	0	0.00000000	0.00000000	0	0	0	N/A
N/A	0	N/A	N/A	0	0	0	N/A
	0	0.00000000	0.00000000	0	0	0	N/A
N/A		N/A	N/A	0	0	0	N/A

Total

Price Cap Tariff Review Plan
Common Line Basket

BASE PERIOD DEMAND	RATES AT LAST PCI UPDATE	CURRENT RATES	PROPOSED RATES	BASE PERIOD DEMAND x RATES AT LAST PCI UPDATE	BASE PERIOD DEMAND x CURRENT RATES	BASE PERIOD DEMAND x PROPOSED RATES	INDEX RESULTS
(A)	(B)	(C)	(D)	(E)	(F)	(G)	(H)
	0	0.00000000	0.00000000	0	0	0	N/A
	0	0.00000000	0.00000000	0	0	0	N/A
	0	0.00000000	0.00000000	0	0	0	N/A
	0	25.00000000	25.00000000	0	0	0	N/A
N/A	N/A	N/A	N/A	0	0	0	N/A
	0	0.00000000	0.00000000	0	0	0	N/A
	0	0.00000000	0.00000000	0	0	0	N/A
	0	0.00000000	0.00000000	0	0	0	N/A
	0	0.00000000	0.00000000	0	0	0	N/A
	0	0.00000000	0.00000000	0	0	0	N/A
	0	0.00000000	0.00000000	0	0	0	N/A
	0	0.00000000	0.00000000	0	0	0	N/A
	0	0.00000000	0.00000000	0	0	0	N/A
	0	0.00000000	0.00000000	0	0	0	N/A
	0	0.00000000	0.00000000	0	0	0	N/A
	0	0.00000000	0.00000000	0	0	0	N/A
	0	0.00000000	0.00000000	0	0	0	N/A
	0	0.00000000	0.00000000	0	0	0	N/A
	0	0.00000000	0.00000000	0	0	0	N/A
	0	0.00000000	0.00000000	0	0	0	N/A
	0	0.00000000	0.00000000	0	0	0	N/A
	0	0.00000000	0.00000000	0	0	0	N/A
	0	0.00000000	0.00000000	0	0	0	N/A
N/A	N/A	N/A	N/A	0	0	0	N/A
	0	0.00000000	0.00000000	0	0	0	N/A
	0	0.00000000	0.00000000	0	0	0	N/A
	0	0.00000000	0.00000000	0	0	0	N/A
N/A	N/A	N/A	N/A	0	0	0	N/A

BASE PERIOD DEMAND	RATES AT LAST PCI UPDATE	CURRENT RATES	PROPOSED RATES	BASE PERIOD DEMAND x RATES AT LAST PCI UPDATE	BASE PERIOD DEMAND x CURRENT RATES	BASE PERIOD DEMAND x PROPOSED RATES	INDEX RESULTS
(A)	(B)	(C)	(D)	(E)	(F)	(G)	(H)
	0	0.00000000	0.00000000	0.00000000	0	0	N/A
	0	0.00000000	0.00000000	0.00000000	0	0	N/A
	0	0.00000000	0.00000000	0.00000000	0	0	N/A
N/A	0	25.00000000	25.00000000	25.00000000	0	0	N/A
		N/A	N/A	N/A	0	0	N/A
	0	0.00000000	0.00000000	0.00000000	0	0	N/A
	0	0.00000000	0.00000000	0.00000000	0	0	N/A
	0	0.00000000	0.00000000	0.00000000	0	0	N/A
	0	0.00000000	0.00000000	0.00000000	0	0	N/A
	0	0.00000000	0.00000000	0.00000000	0	0	N/A
	0	0.00000000	0.00000000	0.00000000	0	0	N/A
	0	0.00000000	0.00000000	0.00000000	0	0	N/A
	0	0.00000000	0.00000000	0.00000000	0	0	N/A
	0	0.00000000	0.00000000	0.00000000	0	0	N/A
	0	0.00000000	0.00000000	0.00000000	0	0	N/A
	0	0.00000000	0.00000000	0.00000000	0	0	N/A
	0	0.00000000	0.00000000	0.00000000	0	0	N/A
	0	0.00000000	0.00000000	0.00000000	0	0	N/A
	0	0.00000000	0.00000000	0.00000000	0	0	N/A
N/A	0	N/A	N/A	N/A	0	0	N/A
	0	0.00000000	0.00000000	0.00000000	0	0	N/A
N/A		N/A	N/A	N/A	0	0	N/A

Total

BASE PERIOD DEMAND	RATES AT LAST PCI UPDATE	CURRENT RATES	PROPOSED RATES	BASE PERIOD DEMAND x RATES AT LAST PCI UPDATE	BASE PERIOD DEMAND x CURRENT RATES	BASE PERIOD DEMAND x PROPOSED RATES	INDEX RESULTS
(A)	(B)	(C)	(D)	(E)	(F)	(G)	(H)
0	0.00000000	0.00000000	0.00000000	0	0	0	N/A
0	0.00000000	0.00000000	0.00000000	0	0	0	N/A
0	0.00000000	0.00000000	0.00000000	0	0	0	N/A
0	25.00000000	25.00000000	25.00000000	0	0	0	N/A
N/A	N/A	N/A	N/A	0	0	0	N/A
0	0.00000000	0.00000000	0.00000000	0	0	0	N/A
0	0.00000000	0.00000000	0.00000000	0	0	0	N/A
0	0.00000000	0.00000000	0.00000000	0	0	0	N/A
0	0.00000000	0.00000000	0.00000000	0	0	0	N/A
0	0.00000000	0.00000000	0.00000000	0	0	0	N/A
0	0.00000000	0.00000000	0.00000000	0	0	0	N/A
0	0.00000000	0.00000000	0.00000000	0	0	0	N/A
0	0.00000000	0.00000000	0.00000000	0	0	0	N/A
0	0.00000000	0.00000000	0.00000000	0	0	0	N/A
0	0.00000000	0.00000000	0.00000000	0	0	0	N/A
0	0.00000000	0.00000000	0.00000000	0	0	0	N/A
0	0.00000000	0.00000000	0.00000000	0	0	0	N/A
0	0.00000000	0.00000000	0.00000000	0	0	0	N/A
0	0.00000000	0.00000000	0.00000000	0	0	0	N/A
0	0.00000000	0.00000000	0.00000000	0	0	0	N/A
0	N/A	N/A	N/A	0	0	0	N/A
0	0.00000000	0.00000000	0.00000000	0	0	0	N/A
0	0.00000000	0.00000000	0.00000000	0	0	0	N/A
0	0.00000000	0.00000000	0.00000000	0	0	0	N/A
0	0.00000000	0.00000000	0.00000000	0	0	0	N/A
N/A	N/A	N/A	N/A	0	0	0	N/A
0	0.00000000	0.00000000	0.00000000	0	0	0	N/A
0	0.00000000	0.00000000	0.00000000	0	0	0	N/A
N/A	N/A	N/A	N/A	0	0	0	N/A

Price Cap Tariff Review Plan
Common Line Basket

BASE PERIOD DEMAND	RATES AT LAST PCI UPDATE	CURRENT RATES	PROPOSED RATES	BASE PERIOD DEMAND x RATES AT LAST PCI UPDATE	BASE PERIOD DEMAND x CURRENT RATES	BASE PERIOD DEMAND x PROPOSED RATES	INDEX RESULTS
(A)	(B)	(C)	(D)	(E)	(F)	(G)	(H)
0	0.00000000	0.00000000	0.00000000	0	0	0	N/A
0	0.00000000	0.00000000	0.00000000	0	0	0	N/A
0	0.00000000	0.00000000	0.00000000	0	0	0	N/A
0	25.00000000	25.00000000	25.00000000	0	0	0	N/A
N/A	N/A	N/A	N/A	0	0	0	N/A
0	0.00000000	0.00000000	0.00000000	0	0	0	N/A
0	0.00000000	0.00000000	0.00000000	0	0	0	N/A
0	0.00000000	0.00000000	0.00000000	0	0	0	N/A
0	0.00000000	0.00000000	0.00000000	0	0	0	N/A
0	0.00000000	0.00000000	0.00000000	0	0	0	N/A
0	0.00000000	0.00000000	0.00000000	0	0	0	N/A
0	0.00000000	0.00000000	0.00000000	0	0	0	N/A
0	0.00000000	0.00000000	0.00000000	0	0	0	N/A
0	0.00000000	0.00000000	0.00000000	0	0	0	N/A
0	0.00000000	0.00000000	0.00000000	0	0	0	N/A
0	0.00000000	0.00000000	0.00000000	0	0	0	N/A
0	0.00000000	0.00000000	0.00000000	0	0	0	N/A
0	0.00000000	0.00000000	0.00000000	0	0	0	N/A
0	0.00000000	0.00000000	0.00000000	0	0	0	N/A
0	0.00000000	0.00000000	0.00000000	0	0	0	N/A
0	0.00000000	0.00000000	0.00000000	0	0	0	N/A
0	0.00000000	0.00000000	0.00000000	0	0	0	N/A
0	0.00000000	0.00000000	0.00000000	0	0	0	N/A
0	0.00000000	0.00000000	0.00000000	0	0	0	N/A
0	0.00000000	0.00000000	0.00000000	0	0	0	N/A
0	0.00000000	0.00000000	0.00000000	0	0	0	N/A
0	0.00000000	0.00000000	0.00000000	0	0	0	N/A
0	0.00000000	0.00000000	0.00000000	0	0	0	N/A
0	N/A	N/A	N/A	0	0	0	N/A
0	N/A	N/A	N/A	0	0	0	N/A
0	0.00000000	0.00000000	0.00000000	0	0	0	N/A
0	0.00000000	0.00000000	0.00000000	0	0	0	N/A
0	0.00000000	0.00000000	0.00000000	0	0	0	N/A
0	0.00000000	0.00000000	0.00000000	0	0	0	N/A
N/A	N/A	N/A	N/A	0	0	0	N/A
0	0.00000000	0.00000000	0.00000000	0	0	0	N/A
N/A	N/A	N/A	N/A	0	0	0	N/A

Total

Price Cap Tariff Review Plan
Common Line Basket

BASE PERIOD DEMAND	RATES AT LAST PCI UPDATE	CURRENT RATES	PROPOSED RATES	BASE PERIOD DEMAND x RATES AT LAST PCI UPDATE	BASE PERIOD DEMAND x CURRENT RATES	BASE PERIOD DEMAND x PROPOSED RATES	INDEX RESULTS
(A)	(B)	(C)	(D)	(E)	(F)	(G)	(H)
	0	0.00000000	0.00000000	0	0	0	N/A
	0	0.00000000	0.00000000	0	0	0	N/A
	0	0.00000000	0.00000000	0	0	0	N/A
	0	25.00000000	25.00000000	0	0	0	N/A
N/A	N/A	N/A	N/A	0	0	0	N/A
	0	0.00000000	0.00000000	0	0	0	N/A
	0	0.00000000	0.00000000	0	0	0	N/A
	0	0.00000000	0.00000000	0	0	0	N/A
	0	0.00000000	0.00000000	0	0	0	N/A
	0	0.00000000	0.00000000	0	0	0	N/A
	0	0.00000000	0.00000000	0	0	0	N/A
	0	0.00000000	0.00000000	0	0	0	N/A
	0	0.00000000	0.00000000	0	0	0	N/A
	0	0.00000000	0.00000000	0	0	0	N/A
	0	0.00000000	0.00000000	0	0	0	N/A
	0	0.00000000	0.00000000	0	0	0	N/A
	0	0.00000000	0.00000000	0	0	0	N/A
	0	0.00000000	0.00000000	0	0	0	N/A
	0	0.00000000	0.00000000	0	0	0	N/A
	0	0.00000000	0.00000000	0	0	0	N/A
	0	0.00000000	0.00000000	0	0	0	N/A
	0	0.00000000	0.00000000	0	0	0	N/A
	0	0.00000000	0.00000000	0	0	0	N/A
	0	0.00000000	0.00000000	0	0	0	N/A
	0	0.00000000	0.00000000	0	0	0	N/A
	0	0.00000000	0.00000000	0	0	0	N/A
	0	0.00000000	0.00000000	0	0	0	N/A
	0	0.00000000	0.00000000	0	0	0	N/A
	0	0.00000000	0.00000000	0	0	0	N/A
	0	0.00000000	0.00000000	0	0	0	N/A
	0	0.00000000	0.00000000	0	0	0	N/A
	0	0.00000000	0.00000000	0	0	0	N/A
	0	0.00000000	0.00000000	0	0	0	N/A
	0	0.00000000	0.00000000	0	0	0	N/A
	0	0.00000000	0.00000000	0	0	0	N/A
N/A	N/A	N/A	N/A	0	0	0	N/A
	0	0.00000000	0.00000000	0	0	0	N/A
	0	0.00000000	0.00000000	0	0	0	N/A
N/A	N/A	N/A	N/A	0	0	0	N/A

BASE PERIOD DEMAND	RATES AT LAST PCI UPDATE	CURRENT RATES	PROPOSED RATES	BASE PERIOD DEMAND x RATES AT LAST PCI UPDATE	BASE PERIOD DEMAND x CURRENT RATES	BASE PERIOD DEMAND x PROPOSED RATES	INDEX RESULTS
(A)	(B)	(C)	(D)	(E)	(F)	(G)	(H)
	0	0.00000000	0.00000000	0.00000000	0	0	N/A
	0	0.00000000	0.00000000	0.00000000	0	0	N/A
	0	0.00000000	0.00000000	0.00000000	0	0	N/A
	0	25.00000000	25.00000000	25.00000000	0	0	N/A
N/A	N/A	N/A	N/A	0	0	0	N/A
	0	0.00000000	0.00000000	0.00000000	0	0	N/A
	0	0.00000000	0.00000000	0.00000000	0	0	N/A
	0	0.00000000	0.00000000	0.00000000	0	0	N/A
	0	0.00000000	0.00000000	0.00000000	0	0	N/A
	0	0.00000000	0.00000000	0.00000000	0	0	N/A
	0	0.00000000	0.00000000	0.00000000	0	0	N/A
	0	0.00000000	0.00000000	0.00000000	0	0	N/A
	0	0.00000000	0.00000000	0.00000000	0	0	N/A
	0	0.00000000	0.00000000	0.00000000	0	0	N/A
	0	0.00000000	0.00000000	0.00000000	0	0	N/A
	0	0.00000000	0.00000000	0.00000000	0	0	N/A
	0	0.00000000	0.00000000	0.00000000	0	0	N/A
	0	0.00000000	0.00000000	0.00000000	0	0	N/A
	0	0.00000000	0.00000000	0.00000000	0	0	N/A
	0	0.00000000	0.00000000	0.00000000	0	0	N/A
	0	0.00000000	0.00000000	0.00000000	0	0	N/A
	0	0.00000000	0.00000000	0.00000000	0	0	N/A
N/A	N/A	N/A	N/A	0	0	0	N/A
	0	0.00000000	0.00000000	0.00000000	0	0	N/A
N/A	N/A	N/A	N/A	0	0	0	N/A

Total

BASE PERIOD DEMAND	RATES AT LAST PCI UPDATE	CURRENT RATES	PROPOSED RATES	BASE PERIOD DEMAND x RATES AT LAST PCI UPDATE	BASE PERIOD DEMAND x CURRENT RATES	BASE PERIOD DEMAND x PROPOSED RATES	INDEX RESULTS
(A)	(B)	(C)	(D)	(E)	(F)	(G)	(H)
	0	0.00000000	0.00000000	0.00000000	0	0	0 N/A
	0	0.00000000	0.00000000	0.00000000	0	0	0 N/A
	0	0.00000000	0.00000000	0.00000000	0	0	0 N/A
	0	25.00000000	25.00000000	25.00000000	0	0	0 N/A
N/A	N/A	N/A	N/A		0	0	0 N/A
	0	0.00000000	0.00000000	0.00000000	0	0	0 N/A
	0	0.00000000	0.00000000	0.00000000	0	0	0 N/A
	0	0.00000000	0.00000000	0.00000000	0	0	0 N/A
	0	0.00000000	0.00000000	0.00000000	0	0	0 N/A
	0	0.00000000	0.00000000	0.00000000	0	0	0 N/A
	0	0.00000000	0.00000000	0.00000000	0	0	0 N/A
	0	0.00000000	0.00000000	0.00000000	0	0	0 N/A
	0	0.00000000	0.00000000	0.00000000	0	0	0 N/A
	0	0.00000000	0.00000000	0.00000000	0	0	0 N/A
	0	0.00000000	0.00000000	0.00000000	0	0	0 N/A
	0	0.00000000	0.00000000	0.00000000	0	0	0 N/A
	0	0.00000000	0.00000000	0.00000000	0	0	0 N/A
	0	0.00000000	0.00000000	0.00000000	0	0	0 N/A
	0	0.00000000	0.00000000	0.00000000	0	0	0 N/A
	0	0.00000000	0.00000000	0.00000000	0	0	0 N/A
	0	0.00000000	0.00000000	0.00000000	0	0	0 N/A
	0	0.00000000	0.00000000	0.00000000	0	0	0 N/A
	0	0.00000000	0.00000000	0.00000000	0	0	0 N/A
	0	0.00000000	0.00000000	0.00000000	0	0	0 N/A
	0	0.00000000	0.00000000	0.00000000	0	0	0 N/A
N/A	N/A	N/A	N/A		0	0	0 N/A
	0	0.00000000	0.00000000	0.00000000	0	0	0 N/A
					0	0	0 N/A
N/A	N/A	N/A	N/A		0	0	0 N/A

Price Cap Tariff Review Plan
Common Line Basket

BASE PERIOD DEMAND	RATES AT LAST PCI UPDATE	CURRENT RATES	PROPOSED RATES	BASE PERIOD DEMAND x RATES AT LAST PCI UPDATE	BASE PERIOD DEMAND x CURRENT RATES	BASE PERIOD DEMAND x PROPOSED RATES	INDEX RESULTS
(A)	(B)	(C)	(D)	(E)	(F)	(G)	(H)
	0	0.00000000	0.00000000	0.00000000	0	0	0 N/A
	0	0.00000000	0.00000000	0.00000000	0	0	0 N/A
	0	0.00000000	0.00000000	0.00000000	0	0	0 N/A
	0	25.00000000	25.00000000	25.00000000	0	0	0 N/A
N/A	N/A	N/A	N/A	0	0	0	0 N/A
	0	0.00000000	0.00000000	0.00000000	0	0	0 N/A
	0	0.00000000	0.00000000	0.00000000	0	0	0 N/A
	0	0.00000000	0.00000000	0.00000000	0	0	0 N/A
	0	0.00000000	0.00000000	0.00000000	0	0	0 N/A
	0	0.00000000	0.00000000	0.00000000	0	0	0 N/A
	0	0.00000000	0.00000000	0.00000000	0	0	0 N/A
	0	0.00000000	0.00000000	0.00000000	0	0	0 N/A
	0	0.00000000	0.00000000	0.00000000	0	0	0 N/A
	0	0.00000000	0.00000000	0.00000000	0	0	0 N/A
	0	0.00000000	0.00000000	0.00000000	0	0	0 N/A
	0	0.00000000	0.00000000	0.00000000	0	0	0 N/A
	0	0.00000000	0.00000000	0.00000000	0	0	0 N/A
	0	0.00000000	0.00000000	0.00000000	0	0	0 N/A
	0	0.00000000	0.00000000	0.00000000	0	0	0 N/A
	0	0.00000000	0.00000000	0.00000000	0	0	0 N/A
	0	0.00000000	0.00000000	0.00000000	0	0	0 N/A
	0	0.00000000	0.00000000	0.00000000	0	0	0 N/A
	0	0.00000000	0.00000000	0.00000000	0	0	0 N/A
	0	0.00000000	0.00000000	0.00000000	0	0	0 N/A
	0	0.00000000	0.00000000	0.00000000	0	0	0 N/A
	0	0.00000000	0.00000000	0.00000000	0	0	0 N/A
N/A	N/A	N/A	N/A	0	0	0	0 N/A
	0	0.00000000	0.00000000	0.00000000	0	0	0 N/A
N/A	N/A	N/A	N/A	0	0	0	0 N/A

Total

Price Cap Tariff Review Plan
Common Line Basket

BASE PERIOD DEMAND	RATES AT LAST PCI UPDATE	CURRENT RATES	PROPOSED RATES	BASE PERIOD DEMAND x RATES AT LAST PCI UPDATE	BASE PERIOD DEMAND x CURRENT RATES	BASE PERIOD DEMAND x PROPOSED RATES	INDEX RESULTS
(A)	(B)	(C)	(D)	(E)	(F)	(G)	(H)
	0	0.00000000	0.00000000	0	0	0	N/A
	0	0.00000000	0.00000000	0	0	0	N/A
	0	0.00000000	0.00000000	0	0	0	N/A
	0	25.00000000	25.00000000	0	0	0	N/A
N/A	N/A	N/A	N/A	0	0	0	N/A
	0	0.00000000	0.00000000	0	0	0	N/A
	0	0.00000000	0.00000000	0	0	0	N/A
	0	0.00000000	0.00000000	0	0	0	N/A
	0	0.00000000	0.00000000	0	0	0	N/A
	0	0.00000000	0.00000000	0	0	0	N/A
	0	0.00000000	0.00000000	0	0	0	N/A
	0	0.00000000	0.00000000	0	0	0	N/A
	0	0.00000000	0.00000000	0	0	0	N/A
	0	0.00000000	0.00000000	0	0	0	N/A
	0	0.00000000	0.00000000	0	0	0	N/A
	0	0.00000000	0.00000000	0	0	0	N/A
	0	0.00000000	0.00000000	0	0	0	N/A
	0	0.00000000	0.00000000	0	0	0	N/A
	0	0.00000000	0.00000000	0	0	0	N/A
	0	0.00000000	0.00000000	0	0	0	N/A
	0	0.00000000	0.00000000	0	0	0	N/A
	0	0.00000000	0.00000000	0	0	0	N/A
	0	0.00000000	0.00000000	0	0	0	N/A
	0	0.00000000	0.00000000	0	0	0	N/A
	0	0.00000000	0.00000000	0	0	0	N/A
	0	0.00000000	0.00000000	0	0	0	N/A
	0	0.00000000	0.00000000	0	0	0	N/A
	0	0.00000000	0.00000000	0	0	0	N/A
	0	0.00000000	0.00000000	0	0	0	N/A
	0	0.00000000	0.00000000	0	0	0	N/A
N/A	N/A	N/A	N/A	0	0	0	N/A
	0	0.00000000	0.00000000	0	0	0	N/A
	0	0.00000000	0.00000000	0	0	0	N/A
	0	0.00000000	0.00000000	0	0	0	N/A
N/A	N/A	N/A	N/A	0	0	0	N/A

BASE PERIOD DEMAND	RATES AT LAST PCI UPDATE	CURRENT RATES	PROPOSED RATES	BASE PERIOD DEMAND x RATES AT LAST PCI UPDATE	BASE PERIOD DEMAND x CURRENT RATES	BASE PERIOD DEMAND x PROPOSED RATES	INDEX RESULTS
(A)	(B)	(C)	(D)	(E)	(F)	(G)	(H)
	0	0.00000000	0.00000000	0.00000000	0	0	0 N/A
	0	0.00000000	0.00000000	0.00000000	0	0	0 N/A
	0	0.00000000	0.00000000	0.00000000	0	0	0 N/A
	0	25.00000000	25.00000000	25.00000000	0	0	0 N/A
N/A	N/A	N/A	N/A		0	0	0 N/A
	0	0.00000000	0.00000000	0.00000000	0	0	0 N/A
	0	0.00000000	0.00000000	0.00000000	0	0	0 N/A
	0	0.00000000	0.00000000	0.00000000	0	0	0 N/A
	0	0.00000000	0.00000000	0.00000000	0	0	0 N/A
	0	0.00000000	0.00000000	0.00000000	0	0	0 N/A
	0	0.00000000	0.00000000	0.00000000	0	0	0 N/A
	0	0.00000000	0.00000000	0.00000000	0	0	0 N/A
	0	0.00000000	0.00000000	0.00000000	0	0	0 N/A
	0	0.00000000	0.00000000	0.00000000	0	0	0 N/A
	0	0.00000000	0.00000000	0.00000000	0	0	0 N/A
	0	0.00000000	0.00000000	0.00000000	0	0	0 N/A
	0	0.00000000	0.00000000	0.00000000	0	0	0 N/A
	0	0.00000000	0.00000000	0.00000000	0	0	0 N/A
	0	0.00000000	0.00000000	0.00000000	0	0	0 N/A
	0	0.00000000	0.00000000	0.00000000	0	0	0 N/A
	0	0.00000000	0.00000000	0.00000000	0	0	0 N/A
N/A	N/A	N/A	N/A		0	0	0 N/A
	0	0.00000000	0.00000000	0.00000000	0	0	0 N/A
N/A	N/A	N/A	N/A		0	0	0 N/A

Total

BASE PERIOD DEMAND	RATES AT LAST PCI UPDATE	CURRENT RATES	PROPOSED RATES	BASE PERIOD DEMAND x RATES AT LAST PCI UPDATE	BASE PERIOD DEMAND x CURRENT RATES	BASE PERIOD DEMAND x PROPOSED RATES	INDEX RESULTS
(A)	(B)	(C)	(D)	(E)	(F)	(G)	(H)
	0	0.00000000	0.00000000	0.00000000	0	0	0 N/A
	0	0.00000000	0.00000000	0.00000000	0	0	0 N/A
	0	0.00000000	0.00000000	0.00000000	0	0	0 N/A
N/A	0	25.00000000	25.00000000	25.00000000	0	0	0 N/A
		N/A	N/A	N/A	0	0	0 N/A
	0	0.00000000	0.00000000	0.00000000	0	0	0 N/A
	0	0.00000000	0.00000000	0.00000000	0	0	0 N/A
	0	0.00000000	0.00000000	0.00000000	0	0	0 N/A
	0	0.00000000	0.00000000	0.00000000	0	0	0 N/A
	0	0.00000000	0.00000000	0.00000000	0	0	0 N/A
	0	0.00000000	0.00000000	0.00000000	0	0	0 N/A
	0	0.00000000	0.00000000	0.00000000	0	0	0 N/A
	0	0.00000000	0.00000000	0.00000000	0	0	0 N/A
	0	0.00000000	0.00000000	0.00000000	0	0	0 N/A
	0	0.00000000	0.00000000	0.00000000	0	0	0 N/A
	0	0.00000000	0.00000000	0.00000000	0	0	0 N/A
	0	0.00000000	0.00000000	0.00000000	0	0	0 N/A
	0	0.00000000	0.00000000	0.00000000	0	0	0 N/A
	0	0.00000000	0.00000000	0.00000000	0	0	0 N/A
	0	0.00000000	0.00000000	0.00000000	0	0	0 N/A
	0	0.00000000	0.00000000	0.00000000	0	0	0 N/A
	0	0.00000000	0.00000000	0.00000000	0	0	0 N/A
	0	0.00000000	0.00000000	0.00000000	0	0	0 N/A
	0	0.00000000	0.00000000	0.00000000	0	0	0 N/A
N/A		N/A	N/A	N/A	0	0	0 N/A
	0	0.00000000	0.00000000	0.00000000	0	0	0 N/A
		N/A	N/A	N/A	0	0	0 N/A
N/A		N/A	N/A	N/A	0	0	0 N/A

Price Cap Tariff Review Plan
Common Line Basket

BASE PERIOD DEMAND	RATES AT LAST PCI UPDATE	CURRENT RATES	PROPOSED RATES	BASE PERIOD DEMAND x RATES AT LAST PCI UPDATE	BASE PERIOD DEMAND x CURRENT RATES	BASE PERIOD DEMAND x PROPOSED RATES	INDEX RESULTS
(A)	(B)	(C)	(D)	(E)	(F)	(G)	(H)
	0	0.00000000	0.00000000	0	0	0	N/A
	0	0.00000000	0.00000000	0	0	0	N/A
	0	0.00000000	0.00000000	0	0	0	N/A
	0	25.00000000	25.00000000	0	0	0	N/A
N/A	N/A	N/A	N/A	0	0	0	N/A
	0	0.00000000	0.00000000	0	0	0	N/A
	0	0.00000000	0.00000000	0	0	0	N/A
	0	0.00000000	0.00000000	0	0	0	N/A
	0	0.00000000	0.00000000	0	0	0	N/A
	0	0.00000000	0.00000000	0	0	0	N/A
	0	0.00000000	0.00000000	0	0	0	N/A
	0	0.00000000	0.00000000	0	0	0	N/A
	0	0.00000000	0.00000000	0	0	0	N/A
	0	0.00000000	0.00000000	0	0	0	N/A
	0	0.00000000	0.00000000	0	0	0	N/A
	0	0.00000000	0.00000000	0	0	0	N/A
	0	0.00000000	0.00000000	0	0	0	N/A
	0	0.00000000	0.00000000	0	0	0	N/A
	0	0.00000000	0.00000000	0	0	0	N/A
	0	0.00000000	0.00000000	0	0	0	N/A
	0	0.00000000	0.00000000	0	0	0	N/A
	0	0.00000000	0.00000000	0	0	0	N/A
N/A	N/A	N/A	N/A	0	0	0	N/A
	0	0.00000000	0.00000000	0	0	0	N/A
N/A	N/A	N/A	N/A	0	0	0	N/A

Total

BASE PERIOD DEMAND	RATES AT LAST PCI UPDATE	CURRENT RATES	PROPOSED RATES	BASE PERIOD DEMAND x RATES AT LAST PCI UPDATE	BASE PERIOD DEMAND x CURRENT RATES	BASE PERIOD DEMAND x PROPOSED RATES	INDEX RESULTS
(A)	(B)	(C)	(D)	(E)	(F)	(G)	(H)
	0	0.00000000	0.00000000	0.00000000	0	0	0 N/A
	0	0.00000000	0.00000000	0.00000000	0	0	0 N/A
	0	0.00000000	0.00000000	0.00000000	0	0	0 N/A
	0	25.00000000	25.00000000	25.00000000	0	0	0 N/A
N/A	N/A	N/A	N/A		0	0	0 N/A
	0	0.00000000	0.00000000	0.00000000	0	0	0 N/A
	0	0.00000000	0.00000000	0.00000000	0	0	0 N/A
	0	0.00000000	0.00000000	0.00000000	0	0	0 N/A
	0	0.00000000	0.00000000	0.00000000	0	0	0 N/A
	0	0.00000000	0.00000000	0.00000000	0	0	0 N/A
	0	0.00000000	0.00000000	0.00000000	0	0	0 N/A
	0	0.00000000	0.00000000	0.00000000	0	0	0 N/A
	0	0.00000000	0.00000000	0.00000000	0	0	0 N/A
	0	0.00000000	0.00000000	0.00000000	0	0	0 N/A
	0	0.00000000	0.00000000	0.00000000	0	0	0 N/A
	0	0.00000000	0.00000000	0.00000000	0	0	0 N/A
	0	0.00000000	0.00000000	0.00000000	0	0	0 N/A
	0	0.00000000	0.00000000	0.00000000	0	0	0 N/A
	0	0.00000000	0.00000000	0.00000000	0	0	0 N/A
	0	0.00000000	0.00000000	0.00000000	0	0	0 N/A
	0	0.00000000	0.00000000	0.00000000	0	0	0 N/A
	0	0.00000000	0.00000000	0.00000000	0	0	0 N/A
	0	0.00000000	0.00000000	0.00000000	0	0	0 N/A
	0	0.00000000	0.00000000	0.00000000	0	0	0 N/A
	0	0.00000000	0.00000000	0.00000000	0	0	0 N/A
	0	0.00000000	0.00000000	0.00000000	0	0	0 N/A
	0	0.00000000	0.00000000	0.00000000	0	0	0 N/A
	0	0.00000000	0.00000000	0.00000000	0	0	0 N/A
N/A	N/A	N/A	N/A		0	0	0 N/A
	0	0.00000000	0.00000000	0.00000000	0	0	0 N/A
N/A	N/A	N/A	N/A		0	0	0 N/A

Total

BASE PERIOD DEMAND	RATES AT LAST PCI UPDATE	CURRENT RATES	PROPOSED RATES	BASE PERIOD DEMAND x RATES AT LAST PCI UPDATE	BASE PERIOD DEMAND x CURRENT RATES	BASE PERIOD DEMAND x PROPOSED RATES	INDEX RESULTS
(A)	(B)	(C)	(D)	(E)	(F)	(G)	(H)
	0	0.00000000	0.00000000	0.00000000	0	0	0 N/A
	0	0.00000000	0.00000000	0.00000000	0	0	0 N/A
	0	0.00000000	0.00000000	0.00000000	0	0	0 N/A
	0	25.00000000	25.00000000	25.00000000	0	0	0 N/A
N/A	N/A	N/A	N/A	0	0	0	0 N/A
	0	0.00000000	0.00000000	0.00000000	0	0	0 N/A
	0	0.00000000	0.00000000	0.00000000	0	0	0 N/A
	0	0.00000000	0.00000000	0.00000000	0	0	0 N/A
	0	0.00000000	0.00000000	0.00000000	0	0	0 N/A
	0	0.00000000	0.00000000	0.00000000	0	0	0 N/A
	0	0.00000000	0.00000000	0.00000000	0	0	0 N/A
	0	0.00000000	0.00000000	0.00000000	0	0	0 N/A
	0	0.00000000	0.00000000	0.00000000	0	0	0 N/A
	0	0.00000000	0.00000000	0.00000000	0	0	0 N/A
	0	0.00000000	0.00000000	0.00000000	0	0	0 N/A
	0	0.00000000	0.00000000	0.00000000	0	0	0 N/A
	0	0.00000000	0.00000000	0.00000000	0	0	0 N/A
	0	0.00000000	0.00000000	0.00000000	0	0	0 N/A
	0	0.00000000	0.00000000	0.00000000	0	0	0 N/A
	0	0.00000000	0.00000000	0.00000000	0	0	0 N/A
	0	0.00000000	0.00000000	0.00000000	0	0	0 N/A
	0	0.00000000	0.00000000	0.00000000	0	0	0 N/A
	0	0.00000000	0.00000000	0.00000000	0	0	0 N/A
N/A	N/A	N/A	N/A	0	0	0	0 N/A
	0	0.00000000	0.00000000	0.00000000	0	0	0 N/A
				0	0	0	0 N/A
N/A	N/A	N/A	N/A	0	0	0	0 N/A

Price Cap Tariff Review Plan
Common Line Basket

BASE PERIOD DEMAND	RATES AT LAST PCI UPDATE	CURRENT RATES	PROPOSED RATES	BASE PERIOD DEMAND x RATES AT LAST PCI UPDATE	BASE PERIOD DEMAND x CURRENT RATES	BASE PERIOD DEMAND x PROPOSED RATES	INDEX RESULTS
(A)	(B)	(C)	(D)	(E)	(F)	(G)	(H)
	0	0.00000000	0.00000000	0	0	0	N/A
	0	0.00000000	0.00000000	0	0	0	N/A
	0	0.00000000	0.00000000	0	0	0	N/A
	0	25.00000000	25.00000000	0	0	0	N/A
N/A	N/A	N/A	N/A	0	0	0	N/A
	0	0.00000000	0.00000000	0	0	0	N/A
	0	0.00000000	0.00000000	0	0	0	N/A
	0	0.00000000	0.00000000	0	0	0	N/A
	0	0.00000000	0.00000000	0	0	0	N/A
	0	0.00000000	0.00000000	0	0	0	N/A
	0	0.00000000	0.00000000	0	0	0	N/A
	0	0.00000000	0.00000000	0	0	0	N/A
	0	0.00000000	0.00000000	0	0	0	N/A
	0	0.00000000	0.00000000	0	0	0	N/A
	0	0.00000000	0.00000000	0	0	0	N/A
	0	0.00000000	0.00000000	0	0	0	N/A
	0	0.00000000	0.00000000	0	0	0	N/A
	0	0.00000000	0.00000000	0	0	0	N/A
	0	0.00000000	0.00000000	0	0	0	N/A
	0	0.00000000	0.00000000	0	0	0	N/A
	0	0.00000000	0.00000000	0	0	0	N/A
N/A	N/A	N/A	N/A	0	0	0	N/A
	0	0.00000000	0.00000000	0	0	0	N/A
N/A	N/A	N/A	N/A	0	0	0	N/A

Total

Price Cap Tariff Review Plan
Common Line Basket

BASE PERIOD DEMAND	RATES AT LAST PCI UPDATE	CURRENT RATES	PROPOSED RATES	BASE PERIOD DEMAND x RATES AT LAST PCI UPDATE	BASE PERIOD DEMAND x CURRENT RATES	BASE PERIOD DEMAND x PROPOSED RATES	INDEX RESULTS
(A)	(B)	(C)	(D)	(E)	(F)	(G)	(H)
0	0.00000000	0.00000000	0.00000000	0	0	0	N/A
0	0.00000000	0.00000000	0.00000000	0	0	0	N/A
0	0.00000000	0.00000000	0.00000000	0	0	0	N/A
0	25.00000000	25.00000000	25.00000000	0	0	0	N/A
N/A	N/A	N/A	N/A	0	0	0	N/A
0	0.00000000	0.00000000	0.00000000	0	0	0	N/A
0	0.00000000	0.00000000	0.00000000	0	0	0	N/A
0	0.00000000	0.00000000	0.00000000	0	0	0	N/A
0	0.00000000	0.00000000	0.00000000	0	0	0	N/A
0	0.00000000	0.00000000	0.00000000	0	0	0	N/A
0	0.00000000	0.00000000	0.00000000	0	0	0	N/A
0	0.00000000	0.00000000	0.00000000	0	0	0	N/A
0	0.00000000	0.00000000	0.00000000	0	0	0	N/A
0	0.00000000	0.00000000	0.00000000	0	0	0	N/A
0	0.00000000	0.00000000	0.00000000	0	0	0	N/A
0	0.00000000	0.00000000	0.00000000	0	0	0	N/A
0	0.00000000	0.00000000	0.00000000	0	0	0	N/A
0	0.00000000	0.00000000	0.00000000	0	0	0	N/A
0	0.00000000	0.00000000	0.00000000	0	0	0	N/A
0	0.00000000	0.00000000	0.00000000	0	0	0	N/A
0	0.00000000	0.00000000	0.00000000	0	0	0	N/A
0	N/A	N/A	N/A	0	0	0	N/A
0	0.00000000	0.00000000	0.00000000	0	0	0	N/A
0	0.00000000	0.00000000	0.00000000	0	0	0	N/A
0	0.00000000	0.00000000	0.00000000	0	0	0	N/A
0	0.00000000	0.00000000	0.00000000	0	0	0	N/A
N/A	N/A	N/A	N/A	0	0	0	N/A
0	0.00000000	0.00000000	0.00000000	0	0	0	N/A
0	0.00000000	0.00000000	0.00000000	0	0	0	N/A
N/A	N/A	N/A	N/A	0	0	0	N/A

BASE PERIOD DEMAND	RATES AT LAST PCI UPDATE	CURRENT RATES	PROPOSED RATES	BASE PERIOD DEMAND x RATES AT LAST PCI UPDATE	BASE PERIOD DEMAND x CURRENT RATES	BASE PERIOD DEMAND x PROPOSED RATES	INDEX RESULTS
(A)	(B)	(C)	(D)	(E)	(F)	(G)	(H)
	0	0.00000000	0.00000000	0.00000000	0	0	0 N/A
	0	0.00000000	0.00000000	0.00000000	0	0	0 N/A
	0	0.00000000	0.00000000	0.00000000	0	0	0 N/A
	0	25.00000000	25.00000000	25.00000000	0	0	0 N/A
N/A	N/A	N/A	N/A		0	0	0 N/A
	0	0.00000000	0.00000000	0.00000000	0	0	0 N/A
	0	0.00000000	0.00000000	0.00000000	0	0	0 N/A
	0	0.00000000	0.00000000	0.00000000	0	0	0 N/A
	0	0.00000000	0.00000000	0.00000000	0	0	0 N/A
	0	0.00000000	0.00000000	0.00000000	0	0	0 N/A
	0	0.00000000	0.00000000	0.00000000	0	0	0 N/A
	0	0.00000000	0.00000000	0.00000000	0	0	0 N/A
	0	0.00000000	0.00000000	0.00000000	0	0	0 N/A
	0	0.00000000	0.00000000	0.00000000	0	0	0 N/A
	0	0.00000000	0.00000000	0.00000000	0	0	0 N/A
	0	0.00000000	0.00000000	0.00000000	0	0	0 N/A
	0	0.00000000	0.00000000	0.00000000	0	0	0 N/A
	0	0.00000000	0.00000000	0.00000000	0	0	0 N/A
	0	0.00000000	0.00000000	0.00000000	0	0	0 N/A
	0	0.00000000	0.00000000	0.00000000	0	0	0 N/A
	0	0.00000000	0.00000000	0.00000000	0	0	0 N/A
	0	0.00000000	0.00000000	0.00000000	0	0	0 N/A
	0	0.00000000	0.00000000	0.00000000	0	0	0 N/A
	0	0.00000000	0.00000000	0.00000000	0	0	0 N/A
	0	0.00000000	0.00000000	0.00000000	0	0	0 N/A
N/A	N/A	N/A	N/A		0	0	0 N/A
	0	0.00000000	0.00000000	0.00000000	0	0	0 N/A
N/A	N/A	N/A	N/A		0	0	0 N/A

Total

BASE PERIOD DEMAND	RATES AT LAST PCI UPDATE	CURRENT RATES	PROPOSED RATES	BASE PERIOD DEMAND x RATES AT LAST PCI UPDATE	BASE PERIOD DEMAND x CURRENT RATES	BASE PERIOD DEMAND x PROPOSED RATES	INDEX RESULTS
(A)	(B)	(C)	(D)	(E)	(F)	(G)	(H)
	0	0.00000000	0.00000000	0.00000000	0	0	0 N/A
	0	0.00000000	0.00000000	0.00000000	0	0	0 N/A
	0	0.00000000	0.00000000	0.00000000	0	0	0 N/A
	0	25.00000000	25.00000000	25.00000000	0	0	0 N/A
N/A	N/A	N/A	N/A	0	0	0	0 N/A
	0	0.00000000	0.00000000	0.00000000	0	0	0 N/A
	0	0.00000000	0.00000000	0.00000000	0	0	0 N/A
	0	0.00000000	0.00000000	0.00000000	0	0	0 N/A
	0	0.00000000	0.00000000	0.00000000	0	0	0 N/A
	0	0.00000000	0.00000000	0.00000000	0	0	0 N/A
	0	0.00000000	0.00000000	0.00000000	0	0	0 N/A
	0	0.00000000	0.00000000	0.00000000	0	0	0 N/A
	0	0.00000000	0.00000000	0.00000000	0	0	0 N/A
	0	0.00000000	0.00000000	0.00000000	0	0	0 N/A
	0	0.00000000	0.00000000	0.00000000	0	0	0 N/A
	0	0.00000000	0.00000000	0.00000000	0	0	0 N/A
	0	0.00000000	0.00000000	0.00000000	0	0	0 N/A
	0	0.00000000	0.00000000	0.00000000	0	0	0 N/A
	0	0.00000000	0.00000000	0.00000000	0	0	0 N/A
	0	0.00000000	0.00000000	0.00000000	0	0	0 N/A
	0	0.00000000	0.00000000	0.00000000	0	0	0 N/A
	0	0.00000000	0.00000000	0.00000000	0	0	0 N/A
	0	0.00000000	0.00000000	0.00000000	0	0	0 N/A
	0	0.00000000	0.00000000	0.00000000	0	0	0 N/A
	0	0.00000000	0.00000000	0.00000000	0	0	0 N/A
	0	0.00000000	0.00000000	0.00000000	0	0	0 N/A
	0	0.00000000	0.00000000	0.00000000	0	0	0 N/A
	0	0.00000000	0.00000000	0.00000000	0	0	0 N/A
	0	0.00000000	0.00000000	0.00000000	0	0	0 N/A
	0	0.00000000	0.00000000	0.00000000	0	0	0 N/A
	0	0.00000000	0.00000000	0.00000000	0	0	0 N/A
	0	0.00000000	0.00000000	0.00000000	0	0	0 N/A
N/A	N/A	N/A	N/A	0	0	0	0 N/A
	0	0.00000000	0.00000000	0.00000000	0	0	0 N/A
	0	0.00000000	0.00000000	0.00000000	0	0	0 N/A
	0	0.00000000	0.00000000	0.00000000	0	0	0 N/A
N/A	N/A	N/A	N/A	0	0	0	0 N/A

Price Cap Tariff Review Plan
Common Line Basket

BASE PERIOD DEMAND	RATES AT LAST PCI UPDATE	CURRENT RATES	PROPOSED RATES	BASE PERIOD DEMAND x RATES AT LAST PCI UPDATE	BASE PERIOD DEMAND x CURRENT RATES	BASE PERIOD DEMAND x PROPOSED RATES	INDEX RESULTS
(A)	(B)	(C)	(D)	(E)	(F)	(G)	(H)
	0	0.00000000	0.00000000	0.00000000	0	0	0 N/A
	0	0.00000000	0.00000000	0.00000000	0	0	0 N/A
	0	0.00000000	0.00000000	0.00000000	0	0	0 N/A
	0	25.00000000	25.00000000	25.00000000	0	0	0 N/A
N/A	N/A	N/A	N/A	0	0	0	0 N/A
	0	0.00000000	0.00000000	0.00000000	0	0	0 N/A
	0	0.00000000	0.00000000	0.00000000	0	0	0 N/A
	0	0.00000000	0.00000000	0.00000000	0	0	0 N/A
	0	0.00000000	0.00000000	0.00000000	0	0	0 N/A
	0	0.00000000	0.00000000	0.00000000	0	0	0 N/A
	0	0.00000000	0.00000000	0.00000000	0	0	0 N/A
	0	0.00000000	0.00000000	0.00000000	0	0	0 N/A
	0	0.00000000	0.00000000	0.00000000	0	0	0 N/A
	0	0.00000000	0.00000000	0.00000000	0	0	0 N/A
	0	0.00000000	0.00000000	0.00000000	0	0	0 N/A
	0	0.00000000	0.00000000	0.00000000	0	0	0 N/A
	0	0.00000000	0.00000000	0.00000000	0	0	0 N/A
	0	0.00000000	0.00000000	0.00000000	0	0	0 N/A
	0	0.00000000	0.00000000	0.00000000	0	0	0 N/A
	0	0.00000000	0.00000000	0.00000000	0	0	0 N/A
	0	0.00000000	0.00000000	0.00000000	0	0	0 N/A
	0	0.00000000	0.00000000	0.00000000	0	0	0 N/A
	0	0.00000000	0.00000000	0.00000000	0	0	0 N/A
	0	0.00000000	0.00000000	0.00000000	0	0	0 N/A
	0	0.00000000	0.00000000	0.00000000	0	0	0 N/A
	0	0.00000000	0.00000000	0.00000000	0	0	0 N/A
	0	0.00000000	0.00000000	0.00000000	0	0	0 N/A
	0	0.00000000	0.00000000	0.00000000	0	0	0 N/A
N/A	N/A	N/A	N/A	0	0	0	0 N/A
	0	0.00000000	0.00000000	0.00000000	0	0	0 N/A
N/A	N/A	N/A	N/A	0	0	0	0 N/A

Total

Price Cap Tariff Review Plan
Common Line Basket

BASE PERIOD DEMAND	RATES AT LAST PCI UPDATE	CURRENT RATES	PROPOSED RATES	BASE PERIOD DEMAND x RATES AT LAST PCI UPDATE	BASE PERIOD DEMAND x CURRENT RATES	BASE PERIOD DEMAND x PROPOSED RATES	INDEX RESULTS
(A)	(B)	(C)	(D)	(E)	(F)	(G)	(H)
0	0.00000000	0.00000000	0.00000000	0	0	0	N/A
0	0.00000000	0.00000000	0.00000000	0	0	0	N/A
0	0.00000000	0.00000000	0.00000000	0	0	0	N/A
0	25.00000000	25.00000000	25.00000000	0	0	0	N/A
N/A	N/A	N/A	N/A	0	0	0	N/A
0	0.00000000	0.00000000	0.00000000	0	0	0	N/A
0	0.00000000	0.00000000	0.00000000	0	0	0	N/A
0	0.00000000	0.00000000	0.00000000	0	0	0	N/A
0	0.00000000	0.00000000	0.00000000	0	0	0	N/A
0	0.00000000	0.00000000	0.00000000	0	0	0	N/A
0	0.00000000	0.00000000	0.00000000	0	0	0	N/A
0	0.00000000	0.00000000	0.00000000	0	0	0	N/A
0	0.00000000	0.00000000	0.00000000	0	0	0	N/A
0	0.00000000	0.00000000	0.00000000	0	0	0	N/A
0	0.00000000	0.00000000	0.00000000	0	0	0	N/A
0	0.00000000	0.00000000	0.00000000	0	0	0	N/A
0	0.00000000	0.00000000	0.00000000	0	0	0	N/A
0	0.00000000	0.00000000	0.00000000	0	0	0	N/A
0	0.00000000	0.00000000	0.00000000	0	0	0	N/A
0	0.00000000	0.00000000	0.00000000	0	0	0	N/A
0	0.00000000	0.00000000	0.00000000	0	0	0	N/A
0	0.00000000	0.00000000	0.00000000	0	0	0	N/A
0	N/A	N/A	N/A	0	0	0	N/A
0	0.00000000	0.00000000	0.00000000	0	0	0	N/A
0	0.00000000	0.00000000	0.00000000	0	0	0	N/A
0	0.00000000	0.00000000	0.00000000	0	0	0	N/A
0	0.00000000	0.00000000	0.00000000	0	0	0	N/A
N/A	N/A	N/A	N/A	0	0	0	N/A
0	0.00000000	0.00000000	0.00000000	0	0	0	N/A
0	0.00000000	0.00000000	0.00000000	0	0	0	N/A
0	0.00000000	0.00000000	0.00000000	0	0	0	N/A
0	0.00000000	0.00000000	0.00000000	0	0	0	N/A
N/A	N/A	N/A	N/A	0	0	0	N/A

BASE PERIOD DEMAND	RATES AT LAST PCI UPDATE	CURRENT RATES	PROPOSED RATES	BASE PERIOD DEMAND x RATES AT LAST PCI UPDATE	BASE PERIOD DEMAND x CURRENT RATES	BASE PERIOD DEMAND x PROPOSED RATES	INDEX RESULTS
(A)	(B)	(C)	(D)	(E)	(F)	(G)	(H)
	0	0.00000000	0.00000000	0.00000000	0	0	N/A
	0	0.00000000	0.00000000	0.00000000	0	0	N/A
	0	0.00000000	0.00000000	0.00000000	0	0	N/A
	0	25.00000000	25.00000000	25.00000000	0	0	N/A
N/A	N/A	N/A	N/A	0	0	0	N/A
	0	0.00000000	0.00000000	0.00000000	0	0	N/A
	0	0.00000000	0.00000000	0.00000000	0	0	N/A
	0	0.00000000	0.00000000	0.00000000	0	0	N/A
	0	0.00000000	0.00000000	0.00000000	0	0	N/A
	0	0.00000000	0.00000000	0.00000000	0	0	N/A
	0	0.00000000	0.00000000	0.00000000	0	0	N/A
	0	0.00000000	0.00000000	0.00000000	0	0	N/A
	0	0.00000000	0.00000000	0.00000000	0	0	N/A
	0	0.00000000	0.00000000	0.00000000	0	0	N/A
	0	0.00000000	0.00000000	0.00000000	0	0	N/A
	0	0.00000000	0.00000000	0.00000000	0	0	N/A
	0	0.00000000	0.00000000	0.00000000	0	0	N/A
	0	0.00000000	0.00000000	0.00000000	0	0	N/A
	0	0.00000000	0.00000000	0.00000000	0	0	N/A
	0	0.00000000	0.00000000	0.00000000	0	0	N/A
	0	0.00000000	0.00000000	0.00000000	0	0	N/A
	0	0.00000000	0.00000000	0.00000000	0	0	N/A
	0	0.00000000	0.00000000	0.00000000	0	0	N/A
	0	0.00000000	0.00000000	0.00000000	0	0	N/A
	0	0.00000000	0.00000000	0.00000000	0	0	N/A
	0	0.00000000	0.00000000	0.00000000	0	0	N/A
	0	0.00000000	0.00000000	0.00000000	0	0	N/A
N/A	N/A	N/A	N/A	0	0	0	N/A
	0	0.00000000	0.00000000	0.00000000	0	0	N/A
N/A	N/A	N/A	N/A	0	0	0	N/A

Total

BASE PERIOD DEMAND	RATES AT LAST PCI UPDATE	CURRENT RATES	PROPOSED RATES	BASE PERIOD DEMAND x RATES AT LAST PCI UPDATE	BASE PERIOD DEMAND x CURRENT RATES	BASE PERIOD DEMAND x PROPOSED RATES	INDEX RESULTS
(A)	(B)	(C)	(D)	(E)	(F)	(G)	(H)
	0	0.00000000	0.00000000	0.00000000	0	0	N/A
	0	0.00000000	0.00000000	0.00000000	0	0	N/A
	0	0.00000000	0.00000000	0.00000000	0	0	N/A
	0	25.00000000	25.00000000	25.00000000	0	0	N/A
N/A	N/A	N/A	N/A	0	0	0	N/A
	0	0.00000000	0.00000000	0.00000000	0	0	N/A
	0	0.00000000	0.00000000	0.00000000	0	0	N/A
	0	0.00000000	0.00000000	0.00000000	0	0	N/A
	0	0.00000000	0.00000000	0.00000000	0	0	N/A
	0	0.00000000	0.00000000	0.00000000	0	0	N/A
	0	0.00000000	0.00000000	0.00000000	0	0	N/A
	0	0.00000000	0.00000000	0.00000000	0	0	N/A
	0	0.00000000	0.00000000	0.00000000	0	0	N/A
	0	0.00000000	0.00000000	0.00000000	0	0	N/A
	0	0.00000000	0.00000000	0.00000000	0	0	N/A
	0	0.00000000	0.00000000	0.00000000	0	0	N/A
	0	0.00000000	0.00000000	0.00000000	0	0	N/A
	0	0.00000000	0.00000000	0.00000000	0	0	N/A
	0	0.00000000	0.00000000	0.00000000	0	0	N/A
	0	0.00000000	0.00000000	0.00000000	0	0	N/A
	0	0.00000000	0.00000000	0.00000000	0	0	N/A
	0	0.00000000	0.00000000	0.00000000	0	0	N/A
	0	0.00000000	0.00000000	0.00000000	0	0	N/A
	0	0.00000000	0.00000000	0.00000000	0	0	N/A
	0	0.00000000	0.00000000	0.00000000	0	0	N/A
	0	0.00000000	0.00000000	0.00000000	0	0	N/A
N/A	N/A	N/A	N/A	0	0	0	N/A
	0	0.00000000	0.00000000	0.00000000	0	0	N/A
	0	0.00000000	0.00000000	0.00000000	0	0	N/A
	0	0.00000000	0.00000000	0.00000000	0	0	N/A
N/A	N/A	N/A	N/A	0	0	0	N/A

Price Cap Tariff Review Plan
Common Line Basket

BASE PERIOD DEMAND	RATES AT LAST PCI UPDATE	CURRENT RATES	PROPOSED RATES	BASE PERIOD DEMAND x RATES AT LAST PCI UPDATE	BASE PERIOD DEMAND x CURRENT RATES	BASE PERIOD DEMAND x PROPOSED RATES	INDEX RESULTS
(A)	(B)	(C)	(D)	(E)	(F)	(G)	(H)
	0	0.00000000	0.00000000	0	0	0	N/A
	0	0.00000000	0.00000000	0	0	0	N/A
	0	0.00000000	0.00000000	0	0	0	N/A
N/A	0	25.00000000	25.00000000	0	0	0	N/A
	N/A	N/A	N/A	0	0	0	N/A
	0	0.00000000	0.00000000	0	0	0	N/A
	0	0.00000000	0.00000000	0	0	0	N/A
	0	0.00000000	0.00000000	0	0	0	N/A
	0	0.00000000	0.00000000	0	0	0	N/A
	0	0.00000000	0.00000000	0	0	0	N/A
	0	0.00000000	0.00000000	0	0	0	N/A
	0	0.00000000	0.00000000	0	0	0	N/A
	0	0.00000000	0.00000000	0	0	0	N/A
	0	0.00000000	0.00000000	0	0	0	N/A
	0	0.00000000	0.00000000	0	0	0	N/A
	0	0.00000000	0.00000000	0	0	0	N/A
	0	0.00000000	0.00000000	0	0	0	N/A
	0	0.00000000	0.00000000	0	0	0	N/A
	0	0.00000000	0.00000000	0	0	0	N/A
	0	0.00000000	0.00000000	0	0	0	N/A
	0	0.00000000	0.00000000	0	0	0	N/A
N/A	0	N/A	N/A	0	0	0	N/A
	0	0.00000000	0.00000000	0	0	0	N/A
N/A		N/A	N/A	0	0	0	N/A

Total

Price Cap Tariff Review Plan
Common Line Basket

BASE PERIOD DEMAND	RATES AT LAST PCI UPDATE	CURRENT RATES	PROPOSED RATES	BASE PERIOD DEMAND x RATES AT LAST PCI UPDATE	BASE PERIOD DEMAND x CURRENT RATES	BASE PERIOD DEMAND x PROPOSED RATES	INDEX RESULTS
(A)	(B)	(C)	(D)	(E)	(F)	(G)	(H)
	0	0.00000000	0.00000000	0	0	0	N/A
	0	0.00000000	0.00000000	0	0	0	N/A
	0	0.00000000	0.00000000	0	0	0	N/A
	0	25.00000000	25.00000000	0	0	0	N/A
N/A	N/A	N/A	N/A	0	0	0	N/A
	0	0.00000000	0.00000000	0	0	0	N/A
	0	0.00000000	0.00000000	0	0	0	N/A
	0	0.00000000	0.00000000	0	0	0	N/A
	0	0.00000000	0.00000000	0	0	0	N/A
	0	0.00000000	0.00000000	0	0	0	N/A
	0	0.00000000	0.00000000	0	0	0	N/A
	0	0.00000000	0.00000000	0	0	0	N/A
	0	0.00000000	0.00000000	0	0	0	N/A
	0	0.00000000	0.00000000	0	0	0	N/A
	0	0.00000000	0.00000000	0	0	0	N/A
	0	0.00000000	0.00000000	0	0	0	N/A
	0	0.00000000	0.00000000	0	0	0	N/A
	0	0.00000000	0.00000000	0	0	0	N/A
	0	0.00000000	0.00000000	0	0	0	N/A
	0	0.00000000	0.00000000	0	0	0	N/A
N/A	N/A	N/A	N/A	0	0	0	N/A
	0	0.00000000	0.00000000	0	0	0	N/A
	0	0.00000000	0.00000000	0	0	0	N/A
N/A	N/A	N/A	N/A	0	0	0	N/A

BASE PERIOD DEMAND	RATES AT LAST PCI UPDATE	CURRENT RATES	PROPOSED RATES	BASE PERIOD DEMAND x RATES AT LAST PCI UPDATE	BASE PERIOD DEMAND x CURRENT RATES	BASE PERIOD DEMAND x PROPOSED RATES	INDEX RESULTS
(A)	(B)	(C)	(D)	(E)	(F)	(G)	(H)
0	0.00000000	0.00000000	0.00000000	0	0	0	N/A
0	0.00000000	0.00000000	0.00000000	0	0	0	N/A
0	0.00000000	0.00000000	0.00000000	0	0	0	N/A
0	25.00000000	25.00000000	25.00000000	0	0	0	N/A
N/A	N/A	N/A	N/A	0	0	0	N/A
0	0.00000000	0.00000000	0.00000000	0	0	0	N/A
0	0.00000000	0.00000000	0.00000000	0	0	0	N/A
0	0.00000000	0.00000000	0.00000000	0	0	0	N/A
0	0.00000000	0.00000000	0.00000000	0	0	0	N/A
0	0.00000000	0.00000000	0.00000000	0	0	0	N/A
0	0.00000000	0.00000000	0.00000000	0	0	0	N/A
0	0.00000000	0.00000000	0.00000000	0	0	0	N/A
0	0.00000000	0.00000000	0.00000000	0	0	0	N/A
0	0.00000000	0.00000000	0.00000000	0	0	0	N/A
0	0.00000000	0.00000000	0.00000000	0	0	0	N/A
0	0.00000000	0.00000000	0.00000000	0	0	0	N/A
0	0.00000000	0.00000000	0.00000000	0	0	0	N/A
0	0.00000000	0.00000000	0.00000000	0	0	0	N/A
0	0.00000000	0.00000000	0.00000000	0	0	0	N/A
0	0.00000000	0.00000000	0.00000000	0	0	0	N/A
0	0.00000000	0.00000000	0.00000000	0	0	0	N/A
0	N/A	N/A	N/A	0	0	0	N/A
0	0.00000000	0.00000000	0.00000000	0	0	0	N/A
0	0.00000000	0.00000000	0.00000000	0	0	0	N/A
0	0.00000000	0.00000000	0.00000000	0	0	0	N/A
0	0.00000000	0.00000000	0.00000000	0	0	0	N/A
N/A	N/A	N/A	N/A	0	0	0	N/A
0	0.00000000	0.00000000	0.00000000	0	0	0	N/A
N/A	N/A	N/A	N/A	0	0	0	N/A

Total

BASE PERIOD DEMAND	RATES AT LAST PCI UPDATE	CURRENT RATES	PROPOSED RATES	BASE PERIOD DEMAND x RATES AT LAST PCI UPDATE	BASE PERIOD DEMAND x CURRENT RATES	BASE PERIOD DEMAND x PROPOSED RATES	INDEX RESULTS
(A)	(B)	(C)	(D)	(E)	(F)	(G)	(H)
0	0.00000000	0.00000000	0.00000000	0	0	0	N/A
0	0.00000000	0.00000000	0.00000000	0	0	0	N/A
0	0.00000000	0.00000000	0.00000000	0	0	0	N/A
0	25.00000000	25.00000000	25.00000000	0	0	0	N/A
N/A	N/A	N/A	N/A	0	0	0	N/A
0	0.00000000	0.00000000	0.00000000	0	0	0	N/A
0	0.00000000	0.00000000	0.00000000	0	0	0	N/A
0	0.00000000	0.00000000	0.00000000	0	0	0	N/A
0	0.00000000	0.00000000	0.00000000	0	0	0	N/A
0	0.00000000	0.00000000	0.00000000	0	0	0	N/A
0	0.00000000	0.00000000	0.00000000	0	0	0	N/A
0	0.00000000	0.00000000	0.00000000	0	0	0	N/A
0	0.00000000	0.00000000	0.00000000	0	0	0	N/A
0	0.00000000	0.00000000	0.00000000	0	0	0	N/A
0	0.00000000	0.00000000	0.00000000	0	0	0	N/A
0	0.00000000	0.00000000	0.00000000	0	0	0	N/A
0	0.00000000	0.00000000	0.00000000	0	0	0	N/A
0	0.00000000	0.00000000	0.00000000	0	0	0	N/A
0	N/A	N/A	N/A	0	0	0	N/A
0	0.00000000	0.00000000	0.00000000	0	0	0	N/A
0	0.00000000	0.00000000	0.00000000	0	0	0	N/A
0	0.00000000	0.00000000	0.00000000	0	0	0	N/A
0	0.00000000	0.00000000	0.00000000	0	0	0	N/A
N/A	N/A	N/A	N/A	0	0	0	N/A
0	0.00000000	0.00000000	0.00000000	0	0	0	N/A
0	0.00000000	0.00000000	0.00000000	0	0	0	N/A
N/A	N/A	N/A	N/A	0	0	0	N/A

Price Cap Tariff Review Plan
Common Line Basket

BASE PERIOD DEMAND	RATES AT LAST PCI UPDATE	CURRENT RATES	PROPOSED RATES	BASE PERIOD DEMAND x RATES AT LAST PCI UPDATE	BASE PERIOD DEMAND x CURRENT RATES	BASE PERIOD DEMAND x PROPOSED RATES	INDEX RESULTS
(A)	(B)	(C)	(D)	(E)	(F)	(G)	(H)
	0	0.00000000	0.00000000	0.00000000	0	0	0 N/A
	0	0.00000000	0.00000000	0.00000000	0	0	0 N/A
	0	0.00000000	0.00000000	0.00000000	0	0	0 N/A
	0	25.00000000	25.00000000	25.00000000	0	0	0 N/A
N/A		N/A	N/A		0	0	0 N/A
	0	0.00000000	0.00000000	0.00000000	0	0	0 N/A
	0	0.00000000	0.00000000	0.00000000	0	0	0 N/A
	0	0.00000000	0.00000000	0.00000000	0	0	0 N/A
	0	0.00000000	0.00000000	0.00000000	0	0	0 N/A
	0	0.00000000	0.00000000	0.00000000	0	0	0 N/A
	0	0.00000000	0.00000000	0.00000000	0	0	0 N/A
	0	0.00000000	0.00000000	0.00000000	0	0	0 N/A
	0	0.00000000	0.00000000	0.00000000	0	0	0 N/A
	0	0.00000000	0.00000000	0.00000000	0	0	0 N/A
	0	0.00000000	0.00000000	0.00000000	0	0	0 N/A
	0	0.00000000	0.00000000	0.00000000	0	0	0 N/A
	0	0.00000000	0.00000000	0.00000000	0	0	0 N/A
	0	0.00000000	0.00000000	0.00000000	0	0	0 N/A
	0	0.00000000	0.00000000	0.00000000	0	0	0 N/A
	0	0.00000000	0.00000000	0.00000000	0	0	0 N/A
	0	0.00000000	0.00000000	0.00000000	0	0	0 N/A
	0	0.00000000	0.00000000	0.00000000	0	0	0 N/A
	0	0.00000000	0.00000000	0.00000000	0	0	0 N/A
	0	0.00000000	0.00000000	0.00000000	0	0	0 N/A
	0	0.00000000	0.00000000	0.00000000	0	0	0 N/A
	0	0.00000000	0.00000000	0.00000000	0	0	0 N/A
	0	0.00000000	0.00000000	0.00000000	0	0	0 N/A
	0	0.00000000	0.00000000	0.00000000	0	0	0 N/A
	0	0.00000000	0.00000000	0.00000000	0	0	0 N/A
	0	0.00000000	0.00000000	0.00000000	0	0	0 N/A
	0	0.00000000	0.00000000	0.00000000	0	0	0 N/A
	0	0.00000000	0.00000000	0.00000000	0	0	0 N/A
	0	0.00000000	0.00000000	0.00000000	0	0	0 N/A
N/A		N/A	N/A		0	0	0 N/A
	0	0.00000000	0.00000000	0.00000000	0	0	0 N/A
N/A		N/A	N/A		0	0	0 N/A

Total

BASE PERIOD DEMAND	RATES AT LAST PCI UPDATE	CURRENT RATES	PROPOSED RATES	BASE PERIOD DEMAND x RATES AT LAST PCI UPDATE	BASE PERIOD DEMAND x CURRENT RATES	BASE PERIOD DEMAND x PROPOSED RATES	INDEX RESULTS
(A)	(B)	(C)	(D)	(E)	(F)	(G)	(H)
	0	0.00000000	0.00000000	0.00000000	0	0	N/A
	0	0.00000000	0.00000000	0.00000000	0	0	N/A
	0	0.00000000	0.00000000	0.00000000	0	0	N/A
	0	25.00000000	25.00000000	25.00000000	0	0	N/A
N/A	N/A	N/A	N/A	0	0	0	N/A
	0	0.00000000	0.00000000	0.00000000	0	0	N/A
	0	0.00000000	0.00000000	0.00000000	0	0	N/A
	0	0.00000000	0.00000000	0.00000000	0	0	N/A
	0	0.00000000	0.00000000	0.00000000	0	0	N/A
	0	0.00000000	0.00000000	0.00000000	0	0	N/A
	0	0.00000000	0.00000000	0.00000000	0	0	N/A
	0	0.00000000	0.00000000	0.00000000	0	0	N/A
	0	0.00000000	0.00000000	0.00000000	0	0	N/A
	0	0.00000000	0.00000000	0.00000000	0	0	N/A
	0	0.00000000	0.00000000	0.00000000	0	0	N/A
	0	0.00000000	0.00000000	0.00000000	0	0	N/A
	0	0.00000000	0.00000000	0.00000000	0	0	N/A
	0	0.00000000	0.00000000	0.00000000	0	0	N/A
	0	0.00000000	0.00000000	0.00000000	0	0	N/A
	0	0.00000000	0.00000000	0.00000000	0	0	N/A
	0	0.00000000	0.00000000	0.00000000	0	0	N/A
N/A	N/A	N/A	N/A	0	0	0	N/A
	0	0.00000000	0.00000000	0.00000000	0	0	N/A
N/A	N/A	N/A	N/A	0	0	0	N/A

Total

Price Cap Tariff Review Plan
Common Line Basket

BASE PERIOD DEMAND	RATES AT LAST PCI UPDATE	CURRENT RATES	PROPOSED RATES	BASE PERIOD DEMAND x RATES AT LAST PCI UPDATE	BASE PERIOD DEMAND x CURRENT RATES	BASE PERIOD DEMAND x PROPOSED RATES	INDEX RESULTS
(A)	(B)	(C)	(D)	(E)	(F)	(G)	(H)
	0	0.00000000	0.00000000	0	0	0	N/A
	0	0.00000000	0.00000000	0	0	0	N/A
	0	0.00000000	0.00000000	0	0	0	N/A
	0	25.00000000	25.00000000	0	0	0	N/A
N/A	N/A	N/A	N/A	0	0	0	N/A
	0	0.00000000	0.00000000	0	0	0	N/A
	0	0.00000000	0.00000000	0	0	0	N/A
	0	0.00000000	0.00000000	0	0	0	N/A
	0	0.00000000	0.00000000	0	0	0	N/A
	0	0.00000000	0.00000000	0	0	0	N/A
	0	0.00000000	0.00000000	0	0	0	N/A
	0	0.00000000	0.00000000	0	0	0	N/A
	0	0.00000000	0.00000000	0	0	0	N/A
	0	0.00000000	0.00000000	0	0	0	N/A
	0	0.00000000	0.00000000	0	0	0	N/A
	0	0.00000000	0.00000000	0	0	0	N/A
	0	0.00000000	0.00000000	0	0	0	N/A
	0	0.00000000	0.00000000	0	0	0	N/A
	0	0.00000000	0.00000000	0	0	0	N/A
	0	0.00000000	0.00000000	0	0	0	N/A
	0	0.00000000	0.00000000	0	0	0	N/A
	0	0.00000000	0.00000000	0	0	0	N/A
	0	0.00000000	0.00000000	0	0	0	N/A
	0	0.00000000	0.00000000	0	0	0	N/A
	0	0.00000000	0.00000000	0	0	0	N/A
N/A	N/A	N/A	N/A	0	0	0	N/A
	0	0.00000000	0.00000000	0	0	0	N/A
N/A	N/A	N/A	N/A	0	0	0	N/A

Total

Price Cap Tariff Review Plan
Common Line Basket

BASE PERIOD DEMAND	RATES AT LAST PCI UPDATE	CURRENT RATES	PROPOSED RATES	BASE PERIOD DEMAND x RATES AT LAST PCI UPDATE	BASE PERIOD DEMAND x CURRENT RATES	BASE PERIOD DEMAND x PROPOSED RATES	INDEX RESULTS
(A)	(B)	(C)	(D)	(E)	(F)	(G)	(H)
	0	0.00000000	0.00000000	0.00000000	0	0	0 N/A
	0	0.00000000	0.00000000	0.00000000	0	0	0 N/A
	0	0.00000000	0.00000000	0.00000000	0	0	0 N/A
	0	25.00000000	25.00000000	25.00000000	0	0	0 N/A
N/A	N/A	N/A	N/A	0	0	0	0 N/A
	0	0.00000000	0.00000000	0.00000000	0	0	0 N/A
	0	0.00000000	0.00000000	0.00000000	0	0	0 N/A
	0	0.00000000	0.00000000	0.00000000	0	0	0 N/A
	0	0.00000000	0.00000000	0.00000000	0	0	0 N/A
	0	0.00000000	0.00000000	0.00000000	0	0	0 N/A
	0	0.00000000	0.00000000	0.00000000	0	0	0 N/A
	0	0.00000000	0.00000000	0.00000000	0	0	0 N/A
	0	0.00000000	0.00000000	0.00000000	0	0	0 N/A
	0	0.00000000	0.00000000	0.00000000	0	0	0 N/A
	0	0.00000000	0.00000000	0.00000000	0	0	0 N/A
	0	0.00000000	0.00000000	0.00000000	0	0	0 N/A
	0	0.00000000	0.00000000	0.00000000	0	0	0 N/A
	0	0.00000000	0.00000000	0.00000000	0	0	0 N/A
	0	0.00000000	0.00000000	0.00000000	0	0	0 N/A
	0	0.00000000	0.00000000	0.00000000	0	0	0 N/A
	0	0.00000000	0.00000000	0.00000000	0	0	0 N/A
	0	0.00000000	0.00000000	0.00000000	0	0	0 N/A
	0	0.00000000	0.00000000	0.00000000	0	0	0 N/A
N/A	N/A	N/A	N/A	0	0	0	0 N/A
	0	0.00000000	0.00000000	0.00000000	0	0	0 N/A
	0	0.00000000	0.00000000	0.00000000	0	0	0 N/A
N/A	N/A	N/A	N/A	0	0	0	0 N/A

BASE PERIOD DEMAND	RATES AT LAST PCI UPDATE	CURRENT RATES	PROPOSED RATES	BASE PERIOD DEMAND x RATES AT LAST PCI UPDATE	BASE PERIOD DEMAND x CURRENT RATES	BASE PERIOD DEMAND x PROPOSED RATES	INDEX RESULTS
(A)	(B)	(C)	(D)	(E)	(F)	(G)	(H)
0	0.00000000	0.00000000	0.00000000	0	0	0	N/A
0	0.00000000	0.00000000	0.00000000	0	0	0	N/A
0	0.00000000	0.00000000	0.00000000	0	0	0	N/A
0	25.00000000	25.00000000	25.00000000	0	0	0	N/A
N/A	N/A	N/A	N/A	0	0	0	N/A
0	0.00000000	0.00000000	0.00000000	0	0	0	N/A
0	0.00000000	0.00000000	0.00000000	0	0	0	N/A
0	0.00000000	0.00000000	0.00000000	0	0	0	N/A
0	0.00000000	0.00000000	0.00000000	0	0	0	N/A
0	0.00000000	0.00000000	0.00000000	0	0	0	N/A
0	0.00000000	0.00000000	0.00000000	0	0	0	N/A
0	0.00000000	0.00000000	0.00000000	0	0	0	N/A
0	0.00000000	0.00000000	0.00000000	0	0	0	N/A
0	0.00000000	0.00000000	0.00000000	0	0	0	N/A
0	0.00000000	0.00000000	0.00000000	0	0	0	N/A
0	0.00000000	0.00000000	0.00000000	0	0	0	N/A
0	0.00000000	0.00000000	0.00000000	0	0	0	N/A
0	0.00000000	0.00000000	0.00000000	0	0	0	N/A
0	0.00000000	0.00000000	0.00000000	0	0	0	N/A
0	0.00000000	0.00000000	0.00000000	0	0	0	N/A
0	N/A	N/A	N/A	0	0	0	N/A
0	0.00000000	0.00000000	0.00000000	0	0	0	N/A
0	0.00000000	0.00000000	0.00000000	0	0	0	N/A
0	0.00000000	0.00000000	0.00000000	0	0	0	N/A
0	0.00000000	0.00000000	0.00000000	0	0	0	N/A
N/A	N/A	N/A	N/A	0	0	0	N/A
0	0.00000000	0.00000000	0.00000000	0	0	0	N/A
N/A	N/A	N/A	N/A	0	0	0	N/A

Total

BASE PERIOD DEMAND	RATES AT LAST PCI UPDATE	CURRENT RATES	PROPOSED RATES	BASE PERIOD DEMAND x RATES AT LAST PCI UPDATE	BASE PERIOD DEMAND x CURRENT RATES	BASE PERIOD DEMAND x PROPOSED RATES	INDEX RESULTS
(A)	(B)	(C)	(D)	(E)	(F)	(G)	(H)
	0	0.00000000	0.00000000	0.00000000	0	0	0 N/A
	0	0.00000000	0.00000000	0.00000000	0	0	0 N/A
	0	0.00000000	0.00000000	0.00000000	0	0	0 N/A
	0	25.00000000	25.00000000	25.00000000	0	0	0 N/A
N/A	N/A	N/A	N/A		0	0	0 N/A
	0	0.00000000	0.00000000	0.00000000	0	0	0 N/A
	0	0.00000000	0.00000000	0.00000000	0	0	0 N/A
	0	0.00000000	0.00000000	0.00000000	0	0	0 N/A
	0	0.00000000	0.00000000	0.00000000	0	0	0 N/A
	0	0.00000000	0.00000000	0.00000000	0	0	0 N/A
	0	0.00000000	0.00000000	0.00000000	0	0	0 N/A
	0	0.00000000	0.00000000	0.00000000	0	0	0 N/A
	0	0.00000000	0.00000000	0.00000000	0	0	0 N/A
	0	0.00000000	0.00000000	0.00000000	0	0	0 N/A
	0	0.00000000	0.00000000	0.00000000	0	0	0 N/A
	0	0.00000000	0.00000000	0.00000000	0	0	0 N/A
	0	0.00000000	0.00000000	0.00000000	0	0	0 N/A
	0	0.00000000	0.00000000	0.00000000	0	0	0 N/A
	0	0.00000000	0.00000000	0.00000000	0	0	0 N/A
	0	0.00000000	0.00000000	0.00000000	0	0	0 N/A
	0	0.00000000	0.00000000	0.00000000	0	0	0 N/A
	0	0.00000000	0.00000000	0.00000000	0	0	0 N/A
	0	0.00000000	0.00000000	0.00000000	0	0	0 N/A
	0	0.00000000	0.00000000	0.00000000	0	0	0 N/A
	0	0.00000000	0.00000000	0.00000000	0	0	0 N/A
	0	0.00000000	0.00000000	0.00000000	0	0	0 N/A
	0	0.00000000	0.00000000	0.00000000	0	0	0 N/A
	0	0.00000000	0.00000000	0.00000000	0	0	0 N/A
	0	0.00000000	0.00000000	0.00000000	0	0	0 N/A
	0	0.00000000	0.00000000	0.00000000	0	0	0 N/A
	0	0.00000000	0.00000000	0.00000000	0	0	0 N/A
	0	0.00000000	0.00000000	0.00000000	0	0	0 N/A
N/A	N/A	N/A	N/A		0	0	0 N/A
	0	0.00000000	0.00000000	0.00000000	0	0	0 N/A
	0	0.00000000	0.00000000	0.00000000	0	0	0 N/A
N/A	N/A	N/A	N/A		0	0	0 N/A

Price Cap Tariff Review Plan
Common Line Basket

BASE PERIOD DEMAND	RATES AT LAST PCI UPDATE	CURRENT RATES	PROPOSED RATES	BASE PERIOD DEMAND x RATES AT LAST PCI UPDATE	BASE PERIOD DEMAND x CURRENT RATES	BASE PERIOD DEMAND x PROPOSED RATES	INDEX RESULTS
(A)	(B)	(C)	(D)	(E)	(F)	(G)	(H)
	0	0.00000000	0.00000000	0.00000000	0	0	N/A
	0	0.00000000	0.00000000	0.00000000	0	0	N/A
	0	0.00000000	0.00000000	0.00000000	0	0	N/A
	0	25.00000000	25.00000000	25.00000000	0	0	N/A
N/A	N/A	N/A	N/A	0	0	0	N/A
	0	0.00000000	0.00000000	0.00000000	0	0	N/A
	0	0.00000000	0.00000000	0.00000000	0	0	N/A
	0	0.00000000	0.00000000	0.00000000	0	0	N/A
	0	0.00000000	0.00000000	0.00000000	0	0	N/A
	0	0.00000000	0.00000000	0.00000000	0	0	N/A
	0	0.00000000	0.00000000	0.00000000	0	0	N/A
	0	0.00000000	0.00000000	0.00000000	0	0	N/A
	0	0.00000000	0.00000000	0.00000000	0	0	N/A
	0	0.00000000	0.00000000	0.00000000	0	0	N/A
	0	0.00000000	0.00000000	0.00000000	0	0	N/A
	0	0.00000000	0.00000000	0.00000000	0	0	N/A
	0	0.00000000	0.00000000	0.00000000	0	0	N/A
	0	0.00000000	0.00000000	0.00000000	0	0	N/A
	0	0.00000000	0.00000000	0.00000000	0	0	N/A
	0	N/A	N/A	N/A	0	0	N/A
	0	0.00000000	0.00000000	0.00000000	0	0	N/A
	0	0.00000000	0.00000000	0.00000000	0	0	N/A
	0	0.00000000	0.00000000	0.00000000	0	0	N/A
	0	0.00000000	0.00000000	0.00000000	0	0	N/A
N/A		N/A	N/A	N/A	0	0	N/A
	0	0.00000000	0.00000000	0.00000000	0	0	N/A
N/A		N/A	N/A	N/A	0	0	N/A

Total

Price Cap Tariff Review Plan
Common Line Basket

BASE PERIOD DEMAND	RATES AT LAST PCI UPDATE	CURRENT RATES	PROPOSED RATES	BASE PERIOD DEMAND x RATES AT LAST PCI UPDATE	BASE PERIOD DEMAND x CURRENT RATES	BASE PERIOD DEMAND x PROPOSED RATES	INDEX RESULTS
(A)	(B)	(C)	(D)	(E)	(F)	(G)	(H)
	0	0.00000000	0.00000000	0	0	0	N/A
	0	0.00000000	0.00000000	0	0	0	N/A
	0	0.00000000	0.00000000	0	0	0	N/A
	0	25.00000000	25.00000000	0	0	0	N/A
N/A	N/A	N/A	N/A	0	0	0	N/A
	0	0.00000000	0.00000000	0	0	0	N/A
	0	0.00000000	0.00000000	0	0	0	N/A
	0	0.00000000	0.00000000	0	0	0	N/A
	0	0.00000000	0.00000000	0	0	0	N/A
	0	0.00000000	0.00000000	0	0	0	N/A
	0	0.00000000	0.00000000	0	0	0	N/A
	0	0.00000000	0.00000000	0	0	0	N/A
	0	0.00000000	0.00000000	0	0	0	N/A
	0	0.00000000	0.00000000	0	0	0	N/A
	0	0.00000000	0.00000000	0	0	0	N/A
	0	0.00000000	0.00000000	0	0	0	N/A
	0	0.00000000	0.00000000	0	0	0	N/A
	0	0.00000000	0.00000000	0	0	0	N/A
	0	0.00000000	0.00000000	0	0	0	N/A
	0	0.00000000	0.00000000	0	0	0	N/A
	0	0.00000000	0.00000000	0	0	0	N/A
	0	0.00000000	0.00000000	0	0	0	N/A
	0	0.00000000	0.00000000	0	0	0	N/A
	0	0.00000000	0.00000000	0	0	0	N/A
	0	0.00000000	0.00000000	0	0	0	N/A
	0	0.00000000	0.00000000	0	0	0	N/A
	0	0.00000000	0.00000000	0	0	0	N/A
	0	0.00000000	0.00000000	0	0	0	N/A
	0	0.00000000	0.00000000	0	0	0	N/A
N/A	N/A	N/A	N/A	0	0	0	N/A
	0	0.00000000	0.00000000	0	0	0	N/A
	0	0.00000000	0.00000000	0	0	0	N/A
	0	0.00000000	0.00000000	0	0	0	N/A
N/A	N/A	N/A	N/A	0	0	0	N/A

BASE PERIOD DEMAND	RATES AT LAST PCI UPDATE	CURRENT RATES	PROPOSED RATES	BASE PERIOD DEMAND x RATES AT LAST PCI UPDATE	BASE PERIOD DEMAND x CURRENT RATES	BASE PERIOD DEMAND x PROPOSED RATES	INDEX RESULTS
(A)	(B)	(C)	(D)	(E)	(F)	(G)	(H)
	0	0.00000000	0.00000000	0.00000000	0	0	N/A
	0	0.00000000	0.00000000	0.00000000	0	0	N/A
	0	0.00000000	0.00000000	0.00000000	0	0	N/A
	0	25.00000000	25.00000000	25.00000000	0	0	N/A
N/A	N/A	N/A	N/A		0	0	N/A
	0	0.00000000	0.00000000	0.00000000	0	0	N/A
	0	0.00000000	0.00000000	0.00000000	0	0	N/A
	0	0.00000000	0.00000000	0.00000000	0	0	N/A
	0	0.00000000	0.00000000	0.00000000	0	0	N/A
	0	0.00000000	0.00000000	0.00000000	0	0	N/A
	0	0.00000000	0.00000000	0.00000000	0	0	N/A
	0	0.00000000	0.00000000	0.00000000	0	0	N/A
	0	0.00000000	0.00000000	0.00000000	0	0	N/A
	0	0.00000000	0.00000000	0.00000000	0	0	N/A
	0	0.00000000	0.00000000	0.00000000	0	0	N/A
	0	N/A	N/A	N/A	0	0	N/A
	0	0.00000000	0.00000000	0.00000000	0	0	N/A
	0	0.00000000	0.00000000	0.00000000	0	0	N/A
	0	0.00000000	0.00000000	0.00000000	0	0	N/A
	0	0.00000000	0.00000000	0.00000000	0	0	N/A
N/A	N/A	N/A	N/A		0	0	N/A
	0	0.00000000	0.00000000	0.00000000	0	0	N/A
N/A	N/A	N/A	N/A		0	0	N/A

Total

BASE PERIOD DEMAND	RATES AT LAST PCI UPDATE	CURRENT RATES	PROPOSED RATES	BASE PERIOD DEMAND x RATES AT LAST PCI UPDATE	BASE PERIOD DEMAND x CURRENT RATES	BASE PERIOD DEMAND x PROPOSED RATES	INDEX RESULTS
(A)	(B)	(C)	(D)	(E)	(F)	(G)	(H)
	0	0.00000000	0.00000000	0.00000000	0	0	0 N/A
	0	0.00000000	0.00000000	0.00000000	0	0	0 N/A
	0	0.00000000	0.00000000	0.00000000	0	0	0 N/A
	0	25.00000000	25.00000000	25.00000000	0	0	0 N/A
N/A	N/A	N/A	N/A		0	0	0 N/A
	0	0.00000000	0.00000000	0.00000000	0	0	0 N/A
	0	0.00000000	0.00000000	0.00000000	0	0	0 N/A
	0	0.00000000	0.00000000	0.00000000	0	0	0 N/A
	0	0.00000000	0.00000000	0.00000000	0	0	0 N/A
	0	0.00000000	0.00000000	0.00000000	0	0	0 N/A
	0	0.00000000	0.00000000	0.00000000	0	0	0 N/A
	0	0.00000000	0.00000000	0.00000000	0	0	0 N/A
	0	0.00000000	0.00000000	0.00000000	0	0	0 N/A
	0	0.00000000	0.00000000	0.00000000	0	0	0 N/A
	0	0.00000000	0.00000000	0.00000000	0	0	0 N/A
	0	0.00000000	0.00000000	0.00000000	0	0	0 N/A
	0	0.00000000	0.00000000	0.00000000	0	0	0 N/A
	0	0.00000000	0.00000000	0.00000000	0	0	0 N/A
	0	0.00000000	0.00000000	0.00000000	0	0	0 N/A
	0	0.00000000	0.00000000	0.00000000	0	0	0 N/A
	0	0.00000000	0.00000000	0.00000000	0	0	0 N/A
	0	0.00000000	0.00000000	0.00000000	0	0	0 N/A
N/A	N/A	N/A	N/A		0	0	0 N/A
	0	0.00000000	0.00000000	0.00000000	0	0	0 N/A
					0	0	0 N/A
N/A	N/A	N/A	N/A		0	0	0 N/A

Price Cap Tariff Review Plan
Common Line Basket

BASE PERIOD DEMAND	RATES AT LAST PCI UPDATE	CURRENT RATES	PROPOSED RATES	BASE PERIOD DEMAND x RATES AT LAST PCI UPDATE	BASE PERIOD DEMAND x CURRENT RATES	BASE PERIOD DEMAND x PROPOSED RATES	INDEX RESULTS
(A)	(B)	(C)	(D)	(E)	(F)	(G)	(H)
	0	0.00000000	0.00000000	0	0	0	N/A
	0	0.00000000	0.00000000	0	0	0	N/A
	0	0.00000000	0.00000000	0	0	0	N/A
	0	25.00000000	25.00000000	0	0	0	N/A
N/A	N/A	N/A	N/A	0	0	0	N/A
	0	0.00000000	0.00000000	0	0	0	N/A
	0	0.00000000	0.00000000	0	0	0	N/A
	0	0.00000000	0.00000000	0	0	0	N/A
	0	0.00000000	0.00000000	0	0	0	N/A
	0	0.00000000	0.00000000	0	0	0	N/A
	0	0.00000000	0.00000000	0	0	0	N/A
	0	0.00000000	0.00000000	0	0	0	N/A
	0	0.00000000	0.00000000	0	0	0	N/A
	0	0.00000000	0.00000000	0	0	0	N/A
	0	0.00000000	0.00000000	0	0	0	N/A
	0	0.00000000	0.00000000	0	0	0	N/A
	0	0.00000000	0.00000000	0	0	0	N/A
	0	0.00000000	0.00000000	0	0	0	N/A
	0	0.00000000	0.00000000	0	0	0	N/A
	0	0.00000000	0.00000000	0	0	0	N/A
	0	0.00000000	0.00000000	0	0	0	N/A
	0	0.00000000	0.00000000	0	0	0	N/A
	0	0.00000000	0.00000000	0	0	0	N/A
	0	0.00000000	0.00000000	0	0	0	N/A
	0	0.00000000	0.00000000	0	0	0	N/A
	0	0.00000000	0.00000000	0	0	0	N/A
	0	0.00000000	0.00000000	0	0	0	N/A
	0	0.00000000	0.00000000	0	0	0	N/A
N/A	N/A	N/A	N/A	0	0	0	N/A
	0	0.00000000	0.00000000	0	0	0	N/A
N/A	N/A	N/A	N/A	0	0	0	N/A

Total

Price Cap Tariff Review Plan
Common Line Basket

BASE PERIOD DEMAND	RATES AT LAST PCI UPDATE	CURRENT RATES	PROPOSED RATES	BASE PERIOD DEMAND x RATES AT LAST PCI UPDATE	BASE PERIOD DEMAND x CURRENT RATES	BASE PERIOD DEMAND x PROPOSED RATES	INDEX RESULTS
(A)	(B)	(C)	(D)	(E)	(F)	(G)	(H)
	0	0.00000000	0.00000000	0.00000000	0	0	0 N/A
	0	0.00000000	0.00000000	0.00000000	0	0	0 N/A
	0	0.00000000	0.00000000	0.00000000	0	0	0 N/A
	0	25.00000000	25.00000000	25.00000000	0	0	0 N/A
N/A	N/A	N/A	N/A	0	0	0	0 N/A
	0	0.00000000	0.00000000	0.00000000	0	0	0 N/A
	0	0.00000000	0.00000000	0.00000000	0	0	0 N/A
	0	0.00000000	0.00000000	0.00000000	0	0	0 N/A
	0	0.00000000	0.00000000	0.00000000	0	0	0 N/A
	0	0.00000000	0.00000000	0.00000000	0	0	0 N/A
	0	0.00000000	0.00000000	0.00000000	0	0	0 N/A
	0	0.00000000	0.00000000	0.00000000	0	0	0 N/A
	0	0.00000000	0.00000000	0.00000000	0	0	0 N/A
	0	0.00000000	0.00000000	0.00000000	0	0	0 N/A
	0	0.00000000	0.00000000	0.00000000	0	0	0 N/A
	0	0.00000000	0.00000000	0.00000000	0	0	0 N/A
	0	0.00000000	0.00000000	0.00000000	0	0	0 N/A
	0	0.00000000	0.00000000	0.00000000	0	0	0 N/A
	0	0.00000000	0.00000000	0.00000000	0	0	0 N/A
	0	0.00000000	0.00000000	0.00000000	0	0	0 N/A
	0	0.00000000	0.00000000	0.00000000	0	0	0 N/A
N/A	N/A	N/A	N/A	0	0	0	0 N/A
	0	0.00000000	0.00000000	0.00000000	0	0	0 N/A
N/A	N/A	N/A	N/A	0	0	0	0 N/A

BASE PERIOD DEMAND	RATES AT LAST PCI UPDATE	CURRENT RATES	PROPOSED RATES	BASE PERIOD DEMAND x RATES AT LAST PCI UPDATE	BASE PERIOD DEMAND x CURRENT RATES	BASE PERIOD DEMAND x PROPOSED RATES	INDEX RESULTS
(A)	(B)	(C)	(D)	(E)	(F)	(G)	(H)
	0	0.00000000	0.00000000	0.00000000	0	0	N/A
	0	0.00000000	0.00000000	0.00000000	0	0	N/A
	0	0.00000000	0.00000000	0.00000000	0	0	N/A
	0	25.00000000	25.00000000	25.00000000	0	0	N/A
N/A	N/A	N/A	N/A	0	0	0	N/A
	0	0.00000000	0.00000000	0.00000000	0	0	N/A
	0	0.00000000	0.00000000	0.00000000	0	0	N/A
	0	0.00000000	0.00000000	0.00000000	0	0	N/A
	0	0.00000000	0.00000000	0.00000000	0	0	N/A
	0	0.00000000	0.00000000	0.00000000	0	0	N/A
	0	0.00000000	0.00000000	0.00000000	0	0	N/A
	0	0.00000000	0.00000000	0.00000000	0	0	N/A
	0	0.00000000	0.00000000	0.00000000	0	0	N/A
	0	0.00000000	0.00000000	0.00000000	0	0	N/A
	0	0.00000000	0.00000000	0.00000000	0	0	N/A
	0	0.00000000	0.00000000	0.00000000	0	0	N/A
	0	0.00000000	0.00000000	0.00000000	0	0	N/A
	0	0.00000000	0.00000000	0.00000000	0	0	N/A
	0	0.00000000	0.00000000	0.00000000	0	0	N/A
N/A	N/A	N/A	N/A	0	0	0	N/A
	0	0.00000000	0.00000000	0.00000000	0	0	N/A
N/A	N/A	N/A	N/A	0	0	0	N/A

Total

BASE PERIOD DEMAND	RATES AT LAST PCI UPDATE	CURRENT RATES	PROPOSED RATES	BASE PERIOD DEMAND x RATES AT LAST PCI UPDATE	BASE PERIOD DEMAND x CURRENT RATES	BASE PERIOD DEMAND x PROPOSED RATES	INDEX RESULTS
(A)	(B)	(C)	(D)	(E)	(F)	(G)	(H)
	0	0.00000000	0.00000000	0.00000000	0	0	0 N/A
	0	0.00000000	0.00000000	0.00000000	0	0	0 N/A
	0	0.00000000	0.00000000	0.00000000	0	0	0 N/A
	0	25.00000000	25.00000000	25.00000000	0	0	0 N/A
N/A	N/A	N/A	N/A		0	0	0 N/A
	0	0.00000000	0.00000000	0.00000000	0	0	0 N/A
	0	0.00000000	0.00000000	0.00000000	0	0	0 N/A
	0	0.00000000	0.00000000	0.00000000	0	0	0 N/A
	0	0.00000000	0.00000000	0.00000000	0	0	0 N/A
	0	0.00000000	0.00000000	0.00000000	0	0	0 N/A
	0	0.00000000	0.00000000	0.00000000	0	0	0 N/A
	0	0.00000000	0.00000000	0.00000000	0	0	0 N/A
	0	0.00000000	0.00000000	0.00000000	0	0	0 N/A
	0	0.00000000	0.00000000	0.00000000	0	0	0 N/A
	0	0.00000000	0.00000000	0.00000000	0	0	0 N/A
	0	0.00000000	0.00000000	0.00000000	0	0	0 N/A
	0	0.00000000	0.00000000	0.00000000	0	0	0 N/A
	0	0.00000000	0.00000000	0.00000000	0	0	0 N/A
	0	0.00000000	0.00000000	0.00000000	0	0	0 N/A
	0	0.00000000	0.00000000	0.00000000	0	0	0 N/A
	0	0.00000000	0.00000000	0.00000000	0	0	0 N/A
	0	0.00000000	0.00000000	0.00000000	0	0	0 N/A
	0	0.00000000	0.00000000	0.00000000	0	0	0 N/A
	0	0.00000000	0.00000000	0.00000000	0	0	0 N/A
	0	0.00000000	0.00000000	0.00000000	0	0	0 N/A
	0	0.00000000	0.00000000	0.00000000	0	0	0 N/A
	0	0.00000000	0.00000000	0.00000000	0	0	0 N/A
N/A	N/A	N/A	N/A		0	0	0 N/A
	0	0.00000000	0.00000000	0.00000000	0	0	0 N/A
					0	0	0 N/A
N/A	N/A	N/A	N/A		0	0	0 N/A

Price Cap Tariff Review Plan
Common Line Basket

BASE PERIOD DEMAND	RATES AT LAST PCI UPDATE	CURRENT RATES	PROPOSED RATES	BASE PERIOD DEMAND x RATES AT LAST PCI UPDATE	BASE PERIOD DEMAND x CURRENT RATES	BASE PERIOD DEMAND x PROPOSED RATES	INDEX RESULTS
(A)	(B)	(C)	(D)	(E)	(F)	(G)	(H)
	0	0.00000000	0.00000000	0	0	0	N/A
	0	0.00000000	0.00000000	0	0	0	N/A
	0	0.00000000	0.00000000	0	0	0	N/A
	0	25.00000000	25.00000000	0	0	0	N/A
N/A	N/A	N/A	N/A	0	0	0	N/A
	0	0.00000000	0.00000000	0	0	0	N/A
	0	0.00000000	0.00000000	0	0	0	N/A
	0	0.00000000	0.00000000	0	0	0	N/A
	0	0.00000000	0.00000000	0	0	0	N/A
	0	0.00000000	0.00000000	0	0	0	N/A
	0	0.00000000	0.00000000	0	0	0	N/A
	0	0.00000000	0.00000000	0	0	0	N/A
	0	0.00000000	0.00000000	0	0	0	N/A
	0	0.00000000	0.00000000	0	0	0	N/A
	0	0.00000000	0.00000000	0	0	0	N/A
	0	0.00000000	0.00000000	0	0	0	N/A
	0	0.00000000	0.00000000	0	0	0	N/A
	0	0.00000000	0.00000000	0	0	0	N/A
	0	0.00000000	0.00000000	0	0	0	N/A
	0	0.00000000	0.00000000	0	0	0	N/A
	0	0.00000000	0.00000000	0	0	0	N/A
	0	0.00000000	0.00000000	0	0	0	N/A
	0	0.00000000	0.00000000	0	0	0	N/A
	0	0.00000000	0.00000000	0	0	0	N/A
	0	0.00000000	0.00000000	0	0	0	N/A
N/A	N/A	N/A	N/A	0	0	0	N/A
	0	0.00000000	0.00000000	0	0	0	N/A
N/A	N/A	N/A	N/A	0	0	0	N/A

Total

Price Cap Tariff Review Plan
Common Line Basket

BASE PERIOD DEMAND	RATES AT LAST PCI UPDATE	CURRENT RATES	PROPOSED RATES	BASE PERIOD DEMAND x RATES AT LAST PCI UPDATE	BASE PERIOD DEMAND x CURRENT RATES	BASE PERIOD DEMAND x PROPOSED RATES	INDEX RESULTS
(A)	(B)	(C)	(D)	(E)	(F)	(G)	(H)
	0	0.00000000	0.00000000	0	0	0	N/A
	0	0.00000000	0.00000000	0	0	0	N/A
	0	0.00000000	0.00000000	0	0	0	N/A
	0	25.00000000	25.00000000	0	0	0	N/A
N/A	N/A	N/A	N/A	0	0	0	N/A
	0	0.00000000	0.00000000	0	0	0	N/A
	0	0.00000000	0.00000000	0	0	0	N/A
	0	0.00000000	0.00000000	0	0	0	N/A
	0	0.00000000	0.00000000	0	0	0	N/A
	0	0.00000000	0.00000000	0	0	0	N/A
	0	0.00000000	0.00000000	0	0	0	N/A
	0	0.00000000	0.00000000	0	0	0	N/A
	0	0.00000000	0.00000000	0	0	0	N/A
	0	0.00000000	0.00000000	0	0	0	N/A
	0	0.00000000	0.00000000	0	0	0	N/A
	0	0.00000000	0.00000000	0	0	0	N/A
	0	0.00000000	0.00000000	0	0	0	N/A
	0	0.00000000	0.00000000	0	0	0	N/A
	0	0.00000000	0.00000000	0	0	0	N/A
	0	0.00000000	0.00000000	0	0	0	N/A
	0	0.00000000	0.00000000	0	0	0	N/A
	0	0.00000000	0.00000000	0	0	0	N/A
N/A	N/A	N/A	N/A	0	0	0	N/A
	0	0.00000000	0.00000000	0	0	0	N/A
				0	0	0	N/A
N/A	N/A	N/A	N/A	0	0	0	N/A

BASE PERIOD DEMAND	RATES AT LAST PCI UPDATE	CURRENT RATES	PROPOSED RATES	BASE PERIOD DEMAND x RATES AT LAST PCI UPDATE	BASE PERIOD DEMAND x CURRENT RATES	BASE PERIOD DEMAND x PROPOSED RATES	INDEX RESULTS
(A)	(B)	(C)	(D)	(E)	(F)	(G)	(H)
	0	0.00000000	0.00000000	0.00000000	0	0	0 N/A
	0	0.00000000	0.00000000	0.00000000	0	0	0 N/A
	0	0.00000000	0.00000000	0.00000000	0	0	0 N/A
N/A	0	25.00000000	25.00000000	25.00000000	0	0	0 N/A
		N/A	N/A	N/A	0	0	0 N/A
	0	0.00000000	0.00000000	0.00000000	0	0	0 N/A
	0	0.00000000	0.00000000	0.00000000	0	0	0 N/A
	0	0.00000000	0.00000000	0.00000000	0	0	0 N/A
	0	0.00000000	0.00000000	0.00000000	0	0	0 N/A
	0	0.00000000	0.00000000	0.00000000	0	0	0 N/A
	0	0.00000000	0.00000000	0.00000000	0	0	0 N/A
	0	0.00000000	0.00000000	0.00000000	0	0	0 N/A
	0	0.00000000	0.00000000	0.00000000	0	0	0 N/A
	0	0.00000000	0.00000000	0.00000000	0	0	0 N/A
	0	0.00000000	0.00000000	0.00000000	0	0	0 N/A
	0	0.00000000	0.00000000	0.00000000	0	0	0 N/A
	0	0.00000000	0.00000000	0.00000000	0	0	0 N/A
	0	0.00000000	0.00000000	0.00000000	0	0	0 N/A
N/A	0	N/A	N/A	N/A	0	0	0 N/A
	0	0.00000000	0.00000000	0.00000000	0	0	0 N/A
N/A		N/A	N/A	N/A	0	0	0 N/A

Total

BASE PERIOD DEMAND	RATES AT LAST PCI UPDATE	CURRENT RATES	PROPOSED RATES	BASE PERIOD DEMAND x RATES AT LAST PCI UPDATE	BASE PERIOD DEMAND x CURRENT RATES	BASE PERIOD DEMAND x PROPOSED RATES	INDEX RESULTS
(A)	(B)	(C)	(D)	(E)	(F)	(G)	(H)
	0	0.00000000	0.00000000	0.00000000	0	0	N/A
	0	0.00000000	0.00000000	0.00000000	0	0	N/A
	0	0.00000000	0.00000000	0.00000000	0	0	N/A
	0	25.00000000	25.00000000	25.00000000	0	0	N/A
N/A	N/A	N/A	N/A		0	0	N/A
	0	0.00000000	0.00000000	0.00000000	0	0	N/A
	0	0.00000000	0.00000000	0.00000000	0	0	N/A
	0	0.00000000	0.00000000	0.00000000	0	0	N/A
	0	0.00000000	0.00000000	0.00000000	0	0	N/A
	0	0.00000000	0.00000000	0.00000000	0	0	N/A
	0	0.00000000	0.00000000	0.00000000	0	0	N/A
	0	0.00000000	0.00000000	0.00000000	0	0	N/A
	0	0.00000000	0.00000000	0.00000000	0	0	N/A
	0	0.00000000	0.00000000	0.00000000	0	0	N/A
	0	0.00000000	0.00000000	0.00000000	0	0	N/A
	0	0.00000000	0.00000000	0.00000000	0	0	N/A
	0	0.00000000	0.00000000	0.00000000	0	0	N/A
	0	0.00000000	0.00000000	0.00000000	0	0	N/A
	0	0.00000000	0.00000000	0.00000000	0	0	N/A
	0	0.00000000	0.00000000	0.00000000	0	0	N/A
	0	0.00000000	0.00000000	0.00000000	0	0	N/A
	0	0.00000000	0.00000000	0.00000000	0	0	N/A
	0	0.00000000	0.00000000	0.00000000	0	0	N/A
	0	0.00000000	0.00000000	0.00000000	0	0	N/A
	0	0.00000000	0.00000000	0.00000000	0	0	N/A
N/A	N/A	N/A	N/A		0	0	N/A
	0	0.00000000	0.00000000	0.00000000	0	0	N/A
	0	0.00000000	0.00000000	0.00000000	0	0	N/A
N/A	N/A	N/A	N/A		0	0	N/A

Price Cap Tariff Review Plan
Common Line Basket

BASE PERIOD DEMAND	RATES AT LAST PCI UPDATE	CURRENT RATES	PROPOSED RATES	BASE PERIOD DEMAND x RATES AT LAST PCI UPDATE	BASE PERIOD DEMAND x CURRENT RATES	BASE PERIOD DEMAND x PROPOSED RATES	INDEX RESULTS
(A)	(B)	(C)	(D)	(E)	(F)	(G)	(H)
	0	0.00000000	0.00000000	0	0	0	N/A
	0	0.00000000	0.00000000	0	0	0	N/A
	0	0.00000000	0.00000000	0	0	0	N/A
	0	25.00000000	25.00000000	0	0	0	N/A
N/A	N/A	N/A	N/A	0	0	0	N/A
	0	0.00000000	0.00000000	0	0	0	N/A
	0	0.00000000	0.00000000	0	0	0	N/A
	0	0.00000000	0.00000000	0	0	0	N/A
	0	0.00000000	0.00000000	0	0	0	N/A
	0	0.00000000	0.00000000	0	0	0	N/A
	0	0.00000000	0.00000000	0	0	0	N/A
	0	0.00000000	0.00000000	0	0	0	N/A
	0	0.00000000	0.00000000	0	0	0	N/A
	0	0.00000000	0.00000000	0	0	0	N/A
	0	0.00000000	0.00000000	0	0	0	N/A
	0	0.00000000	0.00000000	0	0	0	N/A
	0	0.00000000	0.00000000	0	0	0	N/A
	0	0.00000000	0.00000000	0	0	0	N/A
	0	0.00000000	0.00000000	0	0	0	N/A
	0	0.00000000	0.00000000	0	0	0	N/A
	0	0.00000000	0.00000000	0	0	0	N/A
N/A	N/A	N/A	N/A	0	0	0	N/A
	0	0.00000000	0.00000000	0	0	0	N/A
N/A	N/A	N/A	N/A	0	0	0	N/A

Total

Price Cap Tariff Review Plan
Common Line Basket

BASE PERIOD DEMAND	RATES AT LAST PCI UPDATE	CURRENT RATES	PROPOSED RATES	BASE PERIOD DEMAND x RATES AT LAST PCI UPDATE	BASE PERIOD DEMAND x CURRENT RATES	BASE PERIOD DEMAND x PROPOSED RATES	INDEX RESULTS
(A)	(B)	(C)	(D)	(E)	(F)	(G)	(H)
	0	0.00000000	0.00000000	0.00000000	0	0	0 N/A
	0	0.00000000	0.00000000	0.00000000	0	0	0 N/A
	0	0.00000000	0.00000000	0.00000000	0	0	0 N/A
	0	25.00000000	25.00000000	25.00000000	0	0	0 N/A
N/A	N/A	N/A	N/A	0	0	0	0 N/A
	0	0.00000000	0.00000000	0.00000000	0	0	0 N/A
	0	0.00000000	0.00000000	0.00000000	0	0	0 N/A
	0	0.00000000	0.00000000	0.00000000	0	0	0 N/A
	0	0.00000000	0.00000000	0.00000000	0	0	0 N/A
	0	0.00000000	0.00000000	0.00000000	0	0	0 N/A
	0	0.00000000	0.00000000	0.00000000	0	0	0 N/A
	0	0.00000000	0.00000000	0.00000000	0	0	0 N/A
	0	0.00000000	0.00000000	0.00000000	0	0	0 N/A
	0	0.00000000	0.00000000	0.00000000	0	0	0 N/A
	0	0.00000000	0.00000000	0.00000000	0	0	0 N/A
	0	0.00000000	0.00000000	0.00000000	0	0	0 N/A
	0	0.00000000	0.00000000	0.00000000	0	0	0 N/A
	0	0.00000000	0.00000000	0.00000000	0	0	0 N/A
	0	0.00000000	0.00000000	0.00000000	0	0	0 N/A
	0	0.00000000	0.00000000	0.00000000	0	0	0 N/A
	0	0.00000000	0.00000000	0.00000000	0	0	0 N/A
	0	0.00000000	0.00000000	0.00000000	0	0	0 N/A
	0	0.00000000	0.00000000	0.00000000	0	0	0 N/A
N/A	N/A	N/A	N/A	0	0	0	0 N/A
	0	0.00000000	0.00000000	0.00000000	0	0	0 N/A
				0	0	0	0 N/A
N/A	N/A	N/A	N/A	0	0	0	0 N/A

BASE PERIOD DEMAND	RATES AT LAST PCI UPDATE	CURRENT RATES	PROPOSED RATES	BASE PERIOD DEMAND x RATES AT LAST PCI UPDATE	BASE PERIOD DEMAND x CURRENT RATES	BASE PERIOD DEMAND x PROPOSED RATES	INDEX RESULTS
(A)	(B)	(C)	(D)	(E)	(F)	(G)	(H)
	0	0.00000000	0.00000000	0.00000000	0	0	0 N/A
	0	0.00000000	0.00000000	0.00000000	0	0	0 N/A
	0	0.00000000	0.00000000	0.00000000	0	0	0 N/A
	0	25.00000000	25.00000000	25.00000000	0	0	0 N/A
N/A	N/A	N/A	N/A		0	0	0 N/A
	0	0.00000000	0.00000000	0.00000000	0	0	0 N/A
	0	0.00000000	0.00000000	0.00000000	0	0	0 N/A
	0	0.00000000	0.00000000	0.00000000	0	0	0 N/A
	0	0.00000000	0.00000000	0.00000000	0	0	0 N/A
	0	0.00000000	0.00000000	0.00000000	0	0	0 N/A
	0	0.00000000	0.00000000	0.00000000	0	0	0 N/A
	0	0.00000000	0.00000000	0.00000000	0	0	0 N/A
	0	0.00000000	0.00000000	0.00000000	0	0	0 N/A
	0	0.00000000	0.00000000	0.00000000	0	0	0 N/A
	0	0.00000000	0.00000000	0.00000000	0	0	0 N/A
	0	0.00000000	0.00000000	0.00000000	0	0	0 N/A
	0	0.00000000	0.00000000	0.00000000	0	0	0 N/A
	0	0.00000000	0.00000000	0.00000000	0	0	0 N/A
	0	0.00000000	0.00000000	0.00000000	0	0	0 N/A
	0	0.00000000	0.00000000	0.00000000	0	0	0 N/A
	0	0.00000000	0.00000000	0.00000000	0	0	0 N/A
	0	0.00000000	0.00000000	0.00000000	0	0	0 N/A
	0	0.00000000	0.00000000	0.00000000	0	0	0 N/A
	0	0.00000000	0.00000000	0.00000000	0	0	0 N/A
N/A	N/A	N/A	N/A		0	0	0 N/A
	0	0.00000000	0.00000000	0.00000000	0	0	0 N/A
					0	0	0 N/A
N/A	N/A	N/A	N/A		0	0	0 N/A

Price Cap Tariff Review Plan
Common Line Basket

BASE PERIOD DEMAND	RATES AT LAST PCI UPDATE	CURRENT RATES	PROPOSED RATES	BASE PERIOD DEMAND x RATES AT LAST PCI UPDATE	BASE PERIOD DEMAND x CURRENT RATES	BASE PERIOD DEMAND x PROPOSED RATES	INDEX RESULTS
(A)	(B)	(C)	(D)	(E)	(F)	(G)	(H)
0	0.00000000	0.00000000	0.00000000	0	0	0	N/A
0	0.00000000	0.00000000	0.00000000	0	0	0	N/A
0	0.00000000	0.00000000	0.00000000	0	0	0	N/A
0	25.00000000	25.00000000	25.00000000	0	0	0	N/A
N/A	N/A	N/A	N/A	0	0	0	N/A
0	0.00000000	0.00000000	0.00000000	0	0	0	N/A
0	0.00000000	0.00000000	0.00000000	0	0	0	N/A
0	0.00000000	0.00000000	0.00000000	0	0	0	N/A
0	0.00000000	0.00000000	0.00000000	0	0	0	N/A
0	0.00000000	0.00000000	0.00000000	0	0	0	N/A
0	0.00000000	0.00000000	0.00000000	0	0	0	N/A
0	0.00000000	0.00000000	0.00000000	0	0	0	N/A
0	0.00000000	0.00000000	0.00000000	0	0	0	N/A
0	0.00000000	0.00000000	0.00000000	0	0	0	N/A
0	0.00000000	0.00000000	0.00000000	0	0	0	N/A
0	0.00000000	0.00000000	0.00000000	0	0	0	N/A
0	0.00000000	0.00000000	0.00000000	0	0	0	N/A
0	0.00000000	0.00000000	0.00000000	0	0	0	N/A
0	0.00000000	0.00000000	0.00000000	0	0	0	N/A
0	0.00000000	0.00000000	0.00000000	0	0	0	N/A
0	0.00000000	0.00000000	0.00000000	0	0	0	N/A
0	0.00000000	0.00000000	0.00000000	0	0	0	N/A
0	0.00000000	0.00000000	0.00000000	0	0	0	N/A
0	N/A	N/A	N/A	0	0	0	N/A
0	N/A	N/A	N/A	0	0	0	N/A
0	0.00000000	0.00000000	0.00000000	0	0	0	N/A
0	0.00000000	0.00000000	0.00000000	0	0	0	N/A
0	0.00000000	0.00000000	0.00000000	0	0	0	N/A
0	0.00000000	0.00000000	0.00000000	0	0	0	N/A
N/A	N/A	N/A	N/A	0	0	0	N/A
0	0.00000000	0.00000000	0.00000000	0	0	0	N/A
N/A	N/A	N/A	N/A	0	0	0	N/A

Total

Price Cap Tariff Review Plan
Common Line Basket

BASE PERIOD DEMAND	RATES AT LAST PCI UPDATE	CURRENT RATES	PROPOSED RATES	BASE PERIOD DEMAND x RATES AT LAST PCI UPDATE	BASE PERIOD DEMAND x CURRENT RATES	BASE PERIOD DEMAND x PROPOSED RATES	INDEX RESULTS
(A)	(B)	(C)	(D)	(E)	(F)	(G)	(H)
0	0.00000000	0.00000000	0.00000000	0	0	0	N/A
0	0.00000000	0.00000000	0.00000000	0	0	0	N/A
0	0.00000000	0.00000000	0.00000000	0	0	0	N/A
0	25.00000000	25.00000000	25.00000000	0	0	0	N/A
N/A	N/A	N/A	N/A	0	0	0	N/A
0	0.00000000	0.00000000	0.00000000	0	0	0	N/A
0	0.00000000	0.00000000	0.00000000	0	0	0	N/A
0	0.00000000	0.00000000	0.00000000	0	0	0	N/A
0	0.00000000	0.00000000	0.00000000	0	0	0	N/A
0	0.00000000	0.00000000	0.00000000	0	0	0	N/A
0	0.00000000	0.00000000	0.00000000	0	0	0	N/A
0	0.00000000	0.00000000	0.00000000	0	0	0	N/A
0	0.00000000	0.00000000	0.00000000	0	0	0	N/A
0	0.00000000	0.00000000	0.00000000	0	0	0	N/A
0	0.00000000	0.00000000	0.00000000	0	0	0	N/A
0	0.00000000	0.00000000	0.00000000	0	0	0	N/A
0	0.00000000	0.00000000	0.00000000	0	0	0	N/A
0	N/A	N/A	N/A	0	0	0	N/A
0	0.00000000	0.00000000	0.00000000	0	0	0	N/A
0	0.00000000	0.00000000	0.00000000	0	0	0	N/A
0	0.00000000	0.00000000	0.00000000	0	0	0	N/A
0	0.00000000	0.00000000	0.00000000	0	0	0	N/A
N/A	N/A	N/A	N/A	0	0	0	N/A
0	0.00000000	0.00000000	0.00000000	0	0	0	N/A
N/A	N/A	N/A	N/A	0	0	0	N/A

BASE PERIOD DEMAND	RATES AT LAST PCI UPDATE	CURRENT RATES	PROPOSED RATES	BASE PERIOD DEMAND x RATES AT LAST PCI UPDATE	BASE PERIOD DEMAND x CURRENT RATES	BASE PERIOD DEMAND x PROPOSED RATES	INDEX RESULTS
(A)	(B)	(C)	(D)	(E)	(F)	(G)	(H)
	0	0.00000000	0.00000000	0.00000000	0	0	N/A
	0	0.00000000	0.00000000	0.00000000	0	0	N/A
	0	0.00000000	0.00000000	0.00000000	0	0	N/A
	0	25.00000000	25.00000000	25.00000000	0	0	N/A
N/A	N/A	N/A	N/A		0	0	N/A
	0	0.00000000	0.00000000	0.00000000	0	0	N/A
	0	0.00000000	0.00000000	0.00000000	0	0	N/A
	0	0.00000000	0.00000000	0.00000000	0	0	N/A
	0	0.00000000	0.00000000	0.00000000	0	0	N/A
	0	0.00000000	0.00000000	0.00000000	0	0	N/A
	0	0.00000000	0.00000000	0.00000000	0	0	N/A
	0	0.00000000	0.00000000	0.00000000	0	0	N/A
	0	0.00000000	0.00000000	0.00000000	0	0	N/A
	0	0.00000000	0.00000000	0.00000000	0	0	N/A
	0	0.00000000	0.00000000	0.00000000	0	0	N/A
	0	0.00000000	0.00000000	0.00000000	0	0	N/A
	0	0.00000000	0.00000000	0.00000000	0	0	N/A
	0	0.00000000	0.00000000	0.00000000	0	0	N/A
	0	0.00000000	0.00000000	0.00000000	0	0	N/A
	0	0.00000000	0.00000000	0.00000000	0	0	N/A
	0	0.00000000	0.00000000	0.00000000	0	0	N/A
N/A	N/A	N/A	N/A		0	0	N/A
	0	0.00000000	0.00000000	0.00000000	0	0	N/A
N/A	N/A	N/A	N/A		0	0	N/A

Total

BASE PERIOD DEMAND	RATES AT LAST PCI UPDATE	CURRENT RATES	PROPOSED RATES	BASE PERIOD DEMAND x RATES AT LAST PCI UPDATE	BASE PERIOD DEMAND x CURRENT RATES	BASE PERIOD DEMAND x PROPOSED RATES	INDEX RESULTS
(A)	(B)	(C)	(D)	(E)	(F)	(G)	(H)
	0	0.00000000	0.00000000	0.00000000	0	0	N/A
	0	0.00000000	0.00000000	0.00000000	0	0	N/A
	0	0.00000000	0.00000000	0.00000000	0	0	N/A
	0	25.00000000	25.00000000	25.00000000	0	0	N/A
N/A	N/A	N/A	N/A	0	0	0	N/A
	0	0.00000000	0.00000000	0.00000000	0	0	N/A
	0	0.00000000	0.00000000	0.00000000	0	0	N/A
	0	0.00000000	0.00000000	0.00000000	0	0	N/A
	0	0.00000000	0.00000000	0.00000000	0	0	N/A
	0	0.00000000	0.00000000	0.00000000	0	0	N/A
	0	0.00000000	0.00000000	0.00000000	0	0	N/A
	0	0.00000000	0.00000000	0.00000000	0	0	N/A
	0	0.00000000	0.00000000	0.00000000	0	0	N/A
	0	0.00000000	0.00000000	0.00000000	0	0	N/A
	0	0.00000000	0.00000000	0.00000000	0	0	N/A
	0	0.00000000	0.00000000	0.00000000	0	0	N/A
	0	0.00000000	0.00000000	0.00000000	0	0	N/A
	0	0.00000000	0.00000000	0.00000000	0	0	N/A
	0	0.00000000	0.00000000	0.00000000	0	0	N/A
	0	0.00000000	0.00000000	0.00000000	0	0	N/A
	0	0.00000000	0.00000000	0.00000000	0	0	N/A
	0	0.00000000	0.00000000	0.00000000	0	0	N/A
	0	0.00000000	0.00000000	0.00000000	0	0	N/A
N/A	N/A	N/A	N/A	0	0	0	N/A
	0	0.00000000	0.00000000	0.00000000	0	0	N/A
				0	0	0	N/A
N/A	N/A	N/A	N/A	0	0	0	N/A

Price Cap Tariff Review Plan
Common Line Basket

BASE PERIOD DEMAND	RATES AT LAST PCI UPDATE	CURRENT RATES	PROPOSED RATES	BASE PERIOD DEMAND x RATES AT LAST PCI UPDATE	BASE PERIOD DEMAND x CURRENT RATES	BASE PERIOD DEMAND x PROPOSED RATES	INDEX RESULTS
(A)	(B)	(C)	(D)	(E)	(F)	(G)	(H)
0	0.00000000	0.00000000	0.00000000	0	0	0	N/A
0	0.00000000	0.00000000	0.00000000	0	0	0	N/A
0	0.00000000	0.00000000	0.00000000	0	0	0	N/A
0	25.00000000	25.00000000	25.00000000	0	0	0	N/A
N/A	N/A	N/A	N/A	0	0	0	N/A
0	0.00000000	0.00000000	0.00000000	0	0	0	N/A
0	0.00000000	0.00000000	0.00000000	0	0	0	N/A
0	0.00000000	0.00000000	0.00000000	0	0	0	N/A
0	0.00000000	0.00000000	0.00000000	0	0	0	N/A
0	0.00000000	0.00000000	0.00000000	0	0	0	N/A
0	0.00000000	0.00000000	0.00000000	0	0	0	N/A
0	0.00000000	0.00000000	0.00000000	0	0	0	N/A
0	0.00000000	0.00000000	0.00000000	0	0	0	N/A
0	0.00000000	0.00000000	0.00000000	0	0	0	N/A
0	0.00000000	0.00000000	0.00000000	0	0	0	N/A
0	0.00000000	0.00000000	0.00000000	0	0	0	N/A
0	N/A	N/A	N/A	0	0	0	N/A
0	N/A	N/A	N/A	0	0	0	N/A
0	0.00000000	0.00000000	0.00000000	0	0	0	N/A
0	0.00000000	0.00000000	0.00000000	0	0	0	N/A
0	0.00000000	0.00000000	0.00000000	0	0	0	N/A
0	0.00000000	0.00000000	0.00000000	0	0	0	N/A
N/A	N/A	N/A	N/A	0	0	0	N/A
0	0.00000000	0.00000000	0.00000000	0	0	0	N/A
N/A	N/A	N/A	N/A	0	0	0	N/A

Total

Price Cap Tariff Review Plan
Common Line Basket

BASE PERIOD DEMAND	RATES AT LAST PCI UPDATE	CURRENT RATES	PROPOSED RATES	BASE PERIOD DEMAND x RATES AT LAST PCI UPDATE	BASE PERIOD DEMAND x CURRENT RATES	BASE PERIOD DEMAND x PROPOSED RATES	INDEX RESULTS
(A)	(B)	(C)	(D)	(E)	(F)	(G)	(H)
	0	0.00000000	0.00000000	0.00000000	0	0	0 N/A
	0	0.00000000	0.00000000	0.00000000	0	0	0 N/A
	0	0.00000000	0.00000000	0.00000000	0	0	0 N/A
	0	25.00000000	25.00000000	25.00000000	0	0	0 N/A
N/A	N/A	N/A	N/A	0	0	0	0 N/A
	0	0.00000000	0.00000000	0.00000000	0	0	0 N/A
	0	0.00000000	0.00000000	0.00000000	0	0	0 N/A
	0	0.00000000	0.00000000	0.00000000	0	0	0 N/A
	0	0.00000000	0.00000000	0.00000000	0	0	0 N/A
	0	0.00000000	0.00000000	0.00000000	0	0	0 N/A
	0	0.00000000	0.00000000	0.00000000	0	0	0 N/A
	0	0.00000000	0.00000000	0.00000000	0	0	0 N/A
	0	0.00000000	0.00000000	0.00000000	0	0	0 N/A
	0	0.00000000	0.00000000	0.00000000	0	0	0 N/A
	0	0.00000000	0.00000000	0.00000000	0	0	0 N/A
	0	0.00000000	0.00000000	0.00000000	0	0	0 N/A
	0	0.00000000	0.00000000	0.00000000	0	0	0 N/A
	0	0.00000000	0.00000000	0.00000000	0	0	0 N/A
	0	0.00000000	0.00000000	0.00000000	0	0	0 N/A
	0	0.00000000	0.00000000	0.00000000	0	0	0 N/A
	0	0.00000000	0.00000000	0.00000000	0	0	0 N/A
	0	0.00000000	0.00000000	0.00000000	0	0	0 N/A
	0	0.00000000	0.00000000	0.00000000	0	0	0 N/A
	0	0.00000000	0.00000000	0.00000000	0	0	0 N/A
	0	0.00000000	0.00000000	0.00000000	0	0	0 N/A
	0	0.00000000	0.00000000	0.00000000	0	0	0 N/A
	0	0.00000000	0.00000000	0.00000000	0	0	0 N/A
	0	0.00000000	0.00000000	0.00000000	0	0	0 N/A
	0	0.00000000	0.00000000	0.00000000	0	0	0 N/A
	0	0.00000000	0.00000000	0.00000000	0	0	0 N/A
	0	0.00000000	0.00000000	0.00000000	0	0	0 N/A
	0	0.00000000	0.00000000	0.00000000	0	0	0 N/A
	0	0.00000000	0.00000000	0.00000000	0	0	0 N/A
	0	0.00000000	0.00000000	0.00000000	0	0	0 N/A
	0	0.00000000	0.00000000	0.00000000	0	0	0 N/A
	0	0.00000000	0.00000000	0.00000000	0	0	0 N/A
N/A	N/A	N/A	N/A	0	0	0	0 N/A
	0	0.00000000	0.00000000	0.00000000	0	0	0 N/A
	0	0.00000000	0.00000000	0.00000000	0	0	0 N/A
	0	0.00000000	0.00000000	0.00000000	0	0	0 N/A
	0	0.00000000	0.00000000	0.00000000	0	0	0 N/A
N/A	N/A	N/A	N/A	0	0	0	0 N/A

BASE PERIOD DEMAND	RATES AT LAST PCI UPDATE	CURRENT RATES	PROPOSED RATES	BASE PERIOD DEMAND x RATES AT LAST PCI UPDATE	BASE PERIOD DEMAND x CURRENT RATES	BASE PERIOD DEMAND x PROPOSED RATES	INDEX RESULTS
(A)	(B)	(C)	(D)	(E)	(F)	(G)	(H)
0	0.00000000	0.00000000	0.00000000	0	0	0	N/A
0	0.00000000	0.00000000	0.00000000	0	0	0	N/A
0	0.00000000	0.00000000	0.00000000	0	0	0	N/A
0	0.00000000	0.00000000	0.00000000	0	0	0	N/A
N/A	N/A	N/A	N/A	0	0	0	N/A
0	0.00000000	0.00000000	0.00000000	0	0	0	N/A
0	0.00000000	0.00000000	0.00000000	0	0	0	N/A
0	0.00000000	0.00000000	0.00000000	0	0	0	N/A
0	0.00000000	0.00000000	0.00000000	0	0	0	N/A
0	0.00000000	0.00000000	0.00000000	0	0	0	N/A
0	0.00000000	0.00000000	0.00000000	0	0	0	N/A
0	0.00000000	0.00000000	0.00000000	0	0	0	N/A
0	0.00000000	0.00000000	0.00000000	0	0	0	N/A
0	0.00000000	0.00000000	0.00000000	0	0	0	N/A
0	0.00000000	0.00000000	0.00000000	0	0	0	N/A
0	0.00000000	0.00000000	0.00000000	0	0	0	N/A
0	0.00000000	0.00000000	0.00000000	0	0	0	N/A
0	0.00000000	0.00000000	0.00000000	0	0	0	N/A
0	0.00000000	0.00000000	0.00000000	0	0	0	N/A
0	N/A	N/A	N/A	0	0	0	N/A
0	0.00000000	0.00000000	0.00000000	0	0	0	N/A
0	0.00000000	0.00000000	0.00000000	0	0	0	N/A
0	0.00000000	0.00000000	0.00000000	0	0	0	N/A
0	0.00000000	0.00000000	0.00000000	0	0	0	N/A
N/A	N/A	N/A	N/A	0	0	0	N/A
0	0.00000000	0.00000000	0.00000000	0	0	0	N/A
N/A	N/A	N/A	N/A	0	0	0	N/A

Total

BASE PERIOD DEMAND	RATES AT LAST PCI UPDATE	CURRENT RATES	PROPOSED RATES	BASE PERIOD DEMAND x RATES AT LAST PCI UPDATE	BASE PERIOD DEMAND x CURRENT RATES	BASE PERIOD DEMAND x PROPOSED RATES	INDEX RESULTS	
(A)	(B)	(C)	(D)	(E)	(F)	(G)	(H)	
	0	0.00000000	0.00000000	0.00000000	0	0	0	N/A
	0	0.00000000	0.00000000	0.00000000	0	0	0	N/A
	0	0.00000000	0.00000000	0.00000000	0	0	0	N/A
	0	0.00000000	0.00000000	0.00000000	0	0	0	N/A
N/A	N/A	N/A	N/A	0	0	0	0	N/A
	0	0.00000000	0.00000000	0.00000000	0	0	0	N/A
	0	0.00000000	0.00000000	0.00000000	0	0	0	N/A
	0	0.00000000	0.00000000	0.00000000	0	0	0	N/A
	0	0.00000000	0.00000000	0.00000000	0	0	0	N/A
	0	0.00000000	0.00000000	0.00000000	0	0	0	N/A
	0	0.00000000	0.00000000	0.00000000	0	0	0	N/A
	0	0.00000000	0.00000000	0.00000000	0	0	0	N/A
	0	0.00000000	0.00000000	0.00000000	0	0	0	N/A
	0	0.00000000	0.00000000	0.00000000	0	0	0	N/A
	0	0.00000000	0.00000000	0.00000000	0	0	0	N/A
	0	0.00000000	0.00000000	0.00000000	0	0	0	N/A
	0	0.00000000	0.00000000	0.00000000	0	0	0	N/A
	0	0.00000000	0.00000000	0.00000000	0	0	0	N/A
	0	0.00000000	0.00000000	0.00000000	0	0	0	N/A
	0	0.00000000	0.00000000	0.00000000	0	0	0	N/A
	0	0.00000000	0.00000000	0.00000000	0	0	0	N/A
	0	0.00000000	0.00000000	0.00000000	0	0	0	N/A
N/A	N/A	N/A	N/A	0	0	0	0	N/A
	0	0.00000000	0.00000000	0.00000000	0	0	0	N/A
N/A	N/A	N/A	N/A	0	0	0	0	N/A

Price Cap Tariff Review Plan
Common Line Basket

BASE PERIOD DEMAND	RATES AT LAST PCI UPDATE	CURRENT RATES	PROPOSED RATES	BASE PERIOD DEMAND x RATES AT LAST PCI UPDATE	BASE PERIOD DEMAND x CURRENT RATES	BASE PERIOD DEMAND x PROPOSED RATES	INDEX RESULTS
(A)	(B)	(C)	(D)	(E)	(F)	(G)	(H)
0	0.00000000	0.00000000	0.00000000	0	0	0	N/A
0	0.00000000	0.00000000	0.00000000	0	0	0	N/A
0	0.00000000	0.00000000	0.00000000	0	0	0	N/A
0	0.00000000	0.00000000	0.00000000	0	0	0	N/A
N/A	N/A	N/A	N/A	0	0	0	N/A
0	0.00000000	0.00000000	0.00000000	0	0	0	N/A
0	0.00000000	0.00000000	0.00000000	0	0	0	N/A
0	0.00000000	0.00000000	0.00000000	0	0	0	N/A
0	0.00000000	0.00000000	0.00000000	0	0	0	N/A
0	0.00000000	0.00000000	0.00000000	0	0	0	N/A
0	0.00000000	0.00000000	0.00000000	0	0	0	N/A
0	0.00000000	0.00000000	0.00000000	0	0	0	N/A
0	0.00000000	0.00000000	0.00000000	0	0	0	N/A
0	0.00000000	0.00000000	0.00000000	0	0	0	N/A
0	0.00000000	0.00000000	0.00000000	0	0	0	N/A
0	0.00000000	0.00000000	0.00000000	0	0	0	N/A
0	0.00000000	0.00000000	0.00000000	0	0	0	N/A
0	0.00000000	0.00000000	0.00000000	0	0	0	N/A
0	0.00000000	0.00000000	0.00000000	0	0	0	N/A
0	0.00000000	0.00000000	0.00000000	0	0	0	N/A
0	0.00000000	0.00000000	0.00000000	0	0	0	N/A
0	N/A	N/A	N/A	0	0	0	N/A
0	0.00000000	0.00000000	0.00000000	0	0	0	N/A
0	0.00000000	0.00000000	0.00000000	0	0	0	N/A
0	0.00000000	0.00000000	0.00000000	0	0	0	N/A
0	0.00000000	0.00000000	0.00000000	0	0	0	N/A
N/A	N/A	N/A	N/A	0	0	0	N/A
0	0.00000000	0.00000000	0.00000000	0	0	0	N/A
N/A	N/A	N/A	N/A	0	0	0	N/A

Total

Price Cap Tariff Review Plan
Common Line Basket

BASE PERIOD DEMAND	RATES AT LAST PCI UPDATE	CURRENT RATES	PROPOSED RATES	BASE PERIOD DEMAND x RATES AT LAST PCI UPDATE	BASE PERIOD DEMAND x CURRENT RATES	BASE PERIOD DEMAND x PROPOSED RATES	INDEX RESULTS
(A)	(B)	(C)	(D)	(E)	(F)	(G)	(H)
	0	0.00000000	0.00000000	0.00000000	0	0	0 N/A
	0	0.00000000	0.00000000	0.00000000	0	0	0 N/A
	0	0.00000000	0.00000000	0.00000000	0	0	0 N/A
	0	0.00000000	0.00000000	0.00000000	0	0	0 N/A
N/A	N/A	N/A	N/A	0	0	0	0 N/A
	0	0.00000000	0.00000000	0.00000000	0	0	0 N/A
	0	0.00000000	0.00000000	0.00000000	0	0	0 N/A
	0	0.00000000	0.00000000	0.00000000	0	0	0 N/A
	0	0.00000000	0.00000000	0.00000000	0	0	0 N/A
	0	0.00000000	0.00000000	0.00000000	0	0	0 N/A
	0	0.00000000	0.00000000	0.00000000	0	0	0 N/A
	0	0.00000000	0.00000000	0.00000000	0	0	0 N/A
	0	0.00000000	0.00000000	0.00000000	0	0	0 N/A
	0	0.00000000	0.00000000	0.00000000	0	0	0 N/A
	0	0.00000000	0.00000000	0.00000000	0	0	0 N/A
	0	0.00000000	0.00000000	0.00000000	0	0	0 N/A
	0	0.00000000	0.00000000	0.00000000	0	0	0 N/A
	0	0.00000000	0.00000000	0.00000000	0	0	0 N/A
	0	0.00000000	0.00000000	0.00000000	0	0	0 N/A
	0	0.00000000	0.00000000	0.00000000	0	0	0 N/A
	0	0.00000000	0.00000000	0.00000000	0	0	0 N/A
	0	0.00000000	0.00000000	0.00000000	0	0	0 N/A
N/A	N/A	N/A	N/A	0	0	0	0 N/A
	0	0.00000000	0.00000000	0.00000000	0	0	0 N/A
	0	0.00000000	0.00000000	0.00000000	0	0	0 N/A
N/A	N/A	N/A	N/A	0	0	0	0 N/A

BASE PERIOD DEMAND	RATES AT LAST PCI UPDATE	CURRENT RATES	PROPOSED RATES	BASE PERIOD DEMAND x RATES AT LAST PCI UPDATE	BASE PERIOD DEMAND x CURRENT RATES	BASE PERIOD DEMAND x PROPOSED RATES	INDEX RESULTS
(A)	(B)	(C)	(D)	(E)	(F)	(G)	(H)
	0	0.00000000	0.00000000	0.00000000	0	0	N/A
	0	0.00000000	0.00000000	0.00000000	0	0	N/A
	0	0.00000000	0.00000000	0.00000000	0	0	N/A
N/A	0	0.00000000	0.00000000	0.00000000	0	0	N/A
		N/A	N/A	N/A	0	0	N/A
	0	0.00000000	0.00000000	0.00000000	0	0	N/A
	0	0.00000000	0.00000000	0.00000000	0	0	N/A
	0	0.00000000	0.00000000	0.00000000	0	0	N/A
	0	0.00000000	0.00000000	0.00000000	0	0	N/A
	0	0.00000000	0.00000000	0.00000000	0	0	N/A
	0	0.00000000	0.00000000	0.00000000	0	0	N/A
	0	0.00000000	0.00000000	0.00000000	0	0	N/A
	0	0.00000000	0.00000000	0.00000000	0	0	N/A
	0	0.00000000	0.00000000	0.00000000	0	0	N/A
	0	0.00000000	0.00000000	0.00000000	0	0	N/A
	0	0.00000000	0.00000000	0.00000000	0	0	N/A
	0	0.00000000	0.00000000	0.00000000	0	0	N/A
	0	0.00000000	0.00000000	0.00000000	0	0	N/A
	0	0.00000000	0.00000000	0.00000000	0	0	N/A
	0	0.00000000	0.00000000	0.00000000	0	0	N/A
	0	0.00000000	0.00000000	0.00000000	0	0	N/A
	0	0.00000000	0.00000000	0.00000000	0	0	N/A
	0	0.00000000	0.00000000	0.00000000	0	0	N/A
	0	0.00000000	0.00000000	0.00000000	0	0	N/A
N/A	0	0.00000000	0.00000000	0.00000000	0	0	N/A
		N/A	N/A	N/A	0	0	N/A
		N/A	N/A	N/A	0	0	N/A
		N/A	N/A	N/A	0	0	N/A
		N/A	N/A	N/A	0	0	N/A

Total

Price Cap Tariff Review Plan
Common Line Basket

BASE PERIOD DEMAND	RATES AT LAST PCI UPDATE	CURRENT RATES	PROPOSED RATES	BASE PERIOD DEMAND x RATES AT LAST PCI UPDATE	BASE PERIOD DEMAND x CURRENT RATES	BASE PERIOD DEMAND x PROPOSED RATES	INDEX RESULTS
(A)	(B)	(C)	(D)	(E)	(F)	(G)	(H)
	0	0.00000000	0.00000000	0	0	0	N/A
	0	0.00000000	0.00000000	0	0	0	N/A
	0	0.00000000	0.00000000	0	0	0	N/A
	0	0.00000000	0.00000000	0	0	0	N/A
N/A	N/A	N/A	N/A	0	0	0	N/A
	0	0.00000000	0.00000000	0	0	0	N/A
	0	0.00000000	0.00000000	0	0	0	N/A
	0	0.00000000	0.00000000	0	0	0	N/A
	0	0.00000000	0.00000000	0	0	0	N/A
	0	0.00000000	0.00000000	0	0	0	N/A
	0	0.00000000	0.00000000	0	0	0	N/A
	0	0.00000000	0.00000000	0	0	0	N/A
	0	0.00000000	0.00000000	0	0	0	N/A
	0	0.00000000	0.00000000	0	0	0	N/A
	0	0.00000000	0.00000000	0	0	0	N/A
	0	0.00000000	0.00000000	0	0	0	N/A
	0	0.00000000	0.00000000	0	0	0	N/A
	0	0.00000000	0.00000000	0	0	0	N/A
	0	0.00000000	0.00000000	0	0	0	N/A
	0	0.00000000	0.00000000	0	0	0	N/A
	0	0.00000000	0.00000000	0	0	0	N/A
	0	0.00000000	0.00000000	0	0	0	N/A
	0	0.00000000	0.00000000	0	0	0	N/A
	0	0.00000000	0.00000000	0	0	0	N/A
	0	0.00000000	0.00000000	0	0	0	N/A
	0	0.00000000	0.00000000	0	0	0	N/A
	0	0.00000000	0.00000000	0	0	0	N/A
	0	0.00000000	0.00000000	0	0	0	N/A
N/A	N/A	N/A	N/A	0	0	0	N/A
	0	0.00000000	0.00000000	0	0	0	N/A
N/A	N/A	N/A	N/A	0	0	0	N/A

Total

BASE PERIOD DEMAND	RATES AT LAST PCI UPDATE	CURRENT RATES	PROPOSED RATES	BASE PERIOD DEMAND x RATES AT LAST PCI UPDATE	BASE PERIOD DEMAND x CURRENT RATES	BASE PERIOD DEMAND x PROPOSED RATES	INDEX RESULTS
(A)	(B)	(C)	(D)	(E)	(F)	(G)	(H)
	0	0.00000000	0.00000000	0.00000000	0	0	0 N/A
	0	0.00000000	0.00000000	0.00000000	0	0	0 N/A
	0	0.00000000	0.00000000	0.00000000	0	0	0 N/A
	0	0.00000000	0.00000000	0.00000000	0	0	0 N/A
N/A	N/A	N/A	N/A	0	0	0	0 N/A
	0	0.00000000	0.00000000	0.00000000	0	0	0 N/A
	0	0.00000000	0.00000000	0.00000000	0	0	0 N/A
	0	0.00000000	0.00000000	0.00000000	0	0	0 N/A
	0	0.00000000	0.00000000	0.00000000	0	0	0 N/A
	0	0.00000000	0.00000000	0.00000000	0	0	0 N/A
	0	0.00000000	0.00000000	0.00000000	0	0	0 N/A
	0	0.00000000	0.00000000	0.00000000	0	0	0 N/A
	0	0.00000000	0.00000000	0.00000000	0	0	0 N/A
	0	0.00000000	0.00000000	0.00000000	0	0	0 N/A
	0	0.00000000	0.00000000	0.00000000	0	0	0 N/A
	0	0.00000000	0.00000000	0.00000000	0	0	0 N/A
	0	0.00000000	0.00000000	0.00000000	0	0	0 N/A
	0	0.00000000	0.00000000	0.00000000	0	0	0 N/A
	0	0.00000000	0.00000000	0.00000000	0	0	0 N/A
	0	0.00000000	0.00000000	0.00000000	0	0	0 N/A
	0	0.00000000	0.00000000	0.00000000	0	0	0 N/A
	0	0.00000000	0.00000000	0.00000000	0	0	0 N/A
	0	0.00000000	0.00000000	0.00000000	0	0	0 N/A
N/A	N/A	N/A	N/A	0	0	0	0 N/A
	0	0.00000000	0.00000000	0.00000000	0	0	0 N/A
N/A	N/A	N/A	N/A	0	0	0	0 N/A

Total

BASE PERIOD DEMAND	RATES AT LAST PCI UPDATE	CURRENT RATES	PROPOSED RATES	BASE PERIOD DEMAND x RATES AT LAST PCI UPDATE	BASE PERIOD DEMAND x CURRENT RATES	BASE PERIOD DEMAND x PROPOSED RATES	INDEX RESULTS
(A)	(B)	(C)	(D)	(E)	(F)	(G)	(H)
	0	0.00000000	0.00000000	0.00000000	0	0	N/A
	0	0.00000000	0.00000000	0.00000000	0	0	N/A
	0	0.00000000	0.00000000	0.00000000	0	0	N/A
	0	0.00000000	0.00000000	0.00000000	0	0	N/A
N/A	N/A	N/A	N/A	0	0	0	N/A
	0	0.00000000	0.00000000	0.00000000	0	0	N/A
	0	0.00000000	0.00000000	0.00000000	0	0	N/A
	0	0.00000000	0.00000000	0.00000000	0	0	N/A
	0	0.00000000	0.00000000	0.00000000	0	0	N/A
	0	0.00000000	0.00000000	0.00000000	0	0	N/A
	0	0.00000000	0.00000000	0.00000000	0	0	N/A
	0	0.00000000	0.00000000	0.00000000	0	0	N/A
	0	0.00000000	0.00000000	0.00000000	0	0	N/A
	0	0.00000000	0.00000000	0.00000000	0	0	N/A
	0	0.00000000	0.00000000	0.00000000	0	0	N/A
	0	0.00000000	0.00000000	0.00000000	0	0	N/A
	0	0.00000000	0.00000000	0.00000000	0	0	N/A
	0	0.00000000	0.00000000	0.00000000	0	0	N/A
	0	0.00000000	0.00000000	0.00000000	0	0	N/A
	0	0.00000000	0.00000000	0.00000000	0	0	N/A
	0	0.00000000	0.00000000	0.00000000	0	0	N/A
	0	0.00000000	0.00000000	0.00000000	0	0	N/A
N/A	N/A	N/A	N/A	0	0	0	N/A
	0	0.00000000	0.00000000	0.00000000	0	0	N/A
	0	0.00000000	0.00000000	0.00000000	0	0	N/A
N/A	N/A	N/A	N/A	0	0	0	N/A

Price Cap Tariff Review Plan
Common Line Basket

BASE PERIOD DEMAND	RATES AT LAST PCI UPDATE	CURRENT RATES	PROPOSED RATES	BASE PERIOD DEMAND x RATES AT LAST PCI UPDATE	BASE PERIOD DEMAND x CURRENT RATES	BASE PERIOD DEMAND x PROPOSED RATES	INDEX RESULTS
(A)	(B)	(C)	(D)	(E)	(F)	(G)	(H)
	0	0.00000000	0.00000000	0.00000000	0	0	0 N/A
	0	0.00000000	0.00000000	0.00000000	0	0	0 N/A
	0	0.00000000	0.00000000	0.00000000	0	0	0 N/A
	0	0.00000000	0.00000000	0.00000000	0	0	0 N/A
N/A	N/A	N/A	N/A	0	0	0	0 N/A
	0	0.00000000	0.00000000	0.00000000	0	0	0 N/A
	0	0.00000000	0.00000000	0.00000000	0	0	0 N/A
	0	0.00000000	0.00000000	0.00000000	0	0	0 N/A
	0	0.00000000	0.00000000	0.00000000	0	0	0 N/A
	0	0.00000000	0.00000000	0.00000000	0	0	0 N/A
	0	0.00000000	0.00000000	0.00000000	0	0	0 N/A
	0	0.00000000	0.00000000	0.00000000	0	0	0 N/A
	0	0.00000000	0.00000000	0.00000000	0	0	0 N/A
	0	0.00000000	0.00000000	0.00000000	0	0	0 N/A
	0	0.00000000	0.00000000	0.00000000	0	0	0 N/A
	0	0.00000000	0.00000000	0.00000000	0	0	0 N/A
	0	0.00000000	0.00000000	0.00000000	0	0	0 N/A
	0	0.00000000	0.00000000	0.00000000	0	0	0 N/A
	0	0.00000000	0.00000000	0.00000000	0	0	0 N/A
	0	0.00000000	0.00000000	0.00000000	0	0	0 N/A
	0	0.00000000	0.00000000	0.00000000	0	0	0 N/A
	0	0.00000000	0.00000000	0.00000000	0	0	0 N/A
	0	0.00000000	0.00000000	0.00000000	0	0	0 N/A
	0	0.00000000	0.00000000	0.00000000	0	0	0 N/A
N/A	N/A	N/A	N/A	0	0	0	0 N/A
	0	0.00000000	0.00000000	0.00000000	0	0	0 N/A
N/A	N/A	N/A	N/A	0	0	0	0 N/A

Total

Price Cap Tariff Review Plan
Common Line Basket

BASE PERIOD DEMAND	RATES AT LAST PCI UPDATE	CURRENT RATES	PROPOSED RATES	BASE PERIOD DEMAND x RATES AT LAST PCI UPDATE	BASE PERIOD DEMAND x CURRENT RATES	BASE PERIOD DEMAND x PROPOSED RATES	INDEX RESULTS
(A)	(B)	(C)	(D)	(E)	(F)	(G)	(H)
	0	0.00000000	0.00000000	0	0	0	N/A
	0	0.00000000	0.00000000	0	0	0	N/A
	0	0.00000000	0.00000000	0	0	0	N/A
	0	0.00000000	0.00000000	0	0	0	N/A
N/A	N/A	N/A	N/A	0	0	0	N/A
	0	0.00000000	0.00000000	0	0	0	N/A
	0	0.00000000	0.00000000	0	0	0	N/A
	0	0.00000000	0.00000000	0	0	0	N/A
	0	0.00000000	0.00000000	0	0	0	N/A
	0	0.00000000	0.00000000	0	0	0	N/A
	0	0.00000000	0.00000000	0	0	0	N/A
	0	0.00000000	0.00000000	0	0	0	N/A
	0	0.00000000	0.00000000	0	0	0	N/A
	0	0.00000000	0.00000000	0	0	0	N/A
	0	0.00000000	0.00000000	0	0	0	N/A
	0	0.00000000	0.00000000	0	0	0	N/A
	0	0.00000000	0.00000000	0	0	0	N/A
	0	0.00000000	0.00000000	0	0	0	N/A
	0	0.00000000	0.00000000	0	0	0	N/A
	0	0.00000000	0.00000000	0	0	0	N/A
N/A	N/A	N/A	N/A	0	0	0	N/A
	0	0.00000000	0.00000000	0	0	0	N/A
				0	0	0	N/A
N/A	N/A	N/A	N/A	0	0	0	N/A

BASE PERIOD DEMAND	RATES AT LAST PCI UPDATE	CURRENT RATES	PROPOSED RATES	BASE PERIOD DEMAND x RATES AT LAST PCI UPDATE	BASE PERIOD DEMAND x CURRENT RATES	BASE PERIOD DEMAND x PROPOSED RATES	INDEX RESULTS
(A)	(B)	(C)	(D)	(E)	(F)	(G)	(H)
	0	0.00000000	0.00000000	0.00000000	0	0	N/A
	0	0.00000000	0.00000000	0.00000000	0	0	N/A
	0	0.00000000	0.00000000	0.00000000	0	0	N/A
	0	0.00000000	0.00000000	0.00000000	0	0	N/A
N/A	N/A	N/A	N/A	0	0	0	N/A
	0	0.00000000	0.00000000	0.00000000	0	0	N/A
	0	0.00000000	0.00000000	0.00000000	0	0	N/A
	0	0.00000000	0.00000000	0.00000000	0	0	N/A
	0	0.00000000	0.00000000	0.00000000	0	0	N/A
	0	0.00000000	0.00000000	0.00000000	0	0	N/A
	0	0.00000000	0.00000000	0.00000000	0	0	N/A
	0	0.00000000	0.00000000	0.00000000	0	0	N/A
	0	0.00000000	0.00000000	0.00000000	0	0	N/A
	0	0.00000000	0.00000000	0.00000000	0	0	N/A
	0	0.00000000	0.00000000	0.00000000	0	0	N/A
	0	0.00000000	0.00000000	0.00000000	0	0	N/A
	0	0.00000000	0.00000000	0.00000000	0	0	N/A
	0	0.00000000	0.00000000	0.00000000	0	0	N/A
	0	0.00000000	0.00000000	0.00000000	0	0	N/A
	0	0.00000000	0.00000000	0.00000000	0	0	N/A
	0	0.00000000	0.00000000	0.00000000	0	0	N/A
	0	0.00000000	0.00000000	0.00000000	0	0	N/A
	0	0.00000000	0.00000000	0.00000000	0	0	N/A
N/A	N/A	N/A	N/A	0	0	0	N/A
	0	0.00000000	0.00000000	0.00000000	0	0	N/A
N/A	N/A	N/A	N/A	0	0	0	N/A

Total

BASE PERIOD DEMAND	RATES AT LAST PCI UPDATE	CURRENT RATES	PROPOSED RATES	BASE PERIOD DEMAND x RATES AT LAST PCI UPDATE	BASE PERIOD DEMAND x CURRENT RATES	BASE PERIOD DEMAND x PROPOSED RATES	INDEX RESULTS
(A)	(B)	(C)	(D)	(E)	(F)	(G)	(H)
	0	0.00000000	0.00000000	0.00000000	0	0	0 N/A
	0	0.00000000	0.00000000	0.00000000	0	0	0 N/A
	0	0.00000000	0.00000000	0.00000000	0	0	0 N/A
	0	0.00000000	0.00000000	0.00000000	0	0	0 N/A
N/A	N/A	N/A	N/A		0	0	0 N/A
	0	0.00000000	0.00000000	0.00000000	0	0	0 N/A
	0	0.00000000	0.00000000	0.00000000	0	0	0 N/A
	0	0.00000000	0.00000000	0.00000000	0	0	0 N/A
	0	0.00000000	0.00000000	0.00000000	0	0	0 N/A
	0	0.00000000	0.00000000	0.00000000	0	0	0 N/A
	0	0.00000000	0.00000000	0.00000000	0	0	0 N/A
	0	0.00000000	0.00000000	0.00000000	0	0	0 N/A
	0	0.00000000	0.00000000	0.00000000	0	0	0 N/A
	0	0.00000000	0.00000000	0.00000000	0	0	0 N/A
	0	0.00000000	0.00000000	0.00000000	0	0	0 N/A
	0	0.00000000	0.00000000	0.00000000	0	0	0 N/A
	0	0.00000000	0.00000000	0.00000000	0	0	0 N/A
	0	0.00000000	0.00000000	0.00000000	0	0	0 N/A
	0	0.00000000	0.00000000	0.00000000	0	0	0 N/A
	0	0.00000000	0.00000000	0.00000000	0	0	0 N/A
	0	0.00000000	0.00000000	0.00000000	0	0	0 N/A
N/A	N/A	N/A	N/A		0	0	0 N/A
	0	0.00000000	0.00000000	0.00000000	0	0	0 N/A
					0	0	0 N/A
N/A	N/A	N/A	N/A		0	0	0 N/A

Price Cap Tariff Review Plan
Common Line Basket

BASE PERIOD DEMAND	RATES AT LAST PCI UPDATE	CURRENT RATES	PROPOSED RATES	BASE PERIOD DEMAND x RATES AT LAST PCI UPDATE	BASE PERIOD DEMAND x CURRENT RATES	BASE PERIOD DEMAND x PROPOSED RATES	INDEX RESULTS
(A)	(B)	(C)	(D)	(E)	(F)	(G)	(H)
0	0.00000000	0.00000000	0.00000000	0	0	0	N/A
0	0.00000000	0.00000000	0.00000000	0	0	0	N/A
0	0.00000000	0.00000000	0.00000000	0	0	0	N/A
0	0.00000000	0.00000000	0.00000000	0	0	0	N/A
N/A	N/A	N/A	N/A	0	0	0	N/A
0	0.00000000	0.00000000	0.00000000	0	0	0	N/A
0	0.00000000	0.00000000	0.00000000	0	0	0	N/A
0	0.00000000	0.00000000	0.00000000	0	0	0	N/A
0	0.00000000	0.00000000	0.00000000	0	0	0	N/A
0	0.00000000	0.00000000	0.00000000	0	0	0	N/A
0	0.00000000	0.00000000	0.00000000	0	0	0	N/A
0	0.00000000	0.00000000	0.00000000	0	0	0	N/A
0	0.00000000	0.00000000	0.00000000	0	0	0	N/A
0	0.00000000	0.00000000	0.00000000	0	0	0	N/A
0	0.00000000	0.00000000	0.00000000	0	0	0	N/A
0	0.00000000	0.00000000	0.00000000	0	0	0	N/A
0	0.00000000	0.00000000	0.00000000	0	0	0	N/A
0	0.00000000	0.00000000	0.00000000	0	0	0	N/A
0	0.00000000	0.00000000	0.00000000	0	0	0	N/A
0	0.00000000	0.00000000	0.00000000	0	0	0	N/A
0	0.00000000	0.00000000	0.00000000	0	0	0	N/A
0	0.00000000	0.00000000	0.00000000	0	0	0	N/A
0	N/A	N/A	N/A	0	0	0	N/A
0	0.00000000	0.00000000	0.00000000	0	0	0	N/A
0	0.00000000	0.00000000	0.00000000	0	0	0	N/A
0	0.00000000	0.00000000	0.00000000	0	0	0	N/A
0	0.00000000	0.00000000	0.00000000	0	0	0	N/A
N/A	N/A	N/A	N/A	0	0	0	N/A
0	0.00000000	0.00000000	0.00000000	0	0	0	N/A
N/A	N/A	N/A	N/A	0	0	0	N/A

Total

Price Cap Tariff Review Plan
Common Line Basket

BASE PERIOD DEMAND	RATES AT LAST PCI UPDATE	CURRENT RATES	PROPOSED RATES	BASE PERIOD DEMAND x RATES AT LAST PCI UPDATE	BASE PERIOD DEMAND x CURRENT RATES	BASE PERIOD DEMAND x PROPOSED RATES	INDEX RESULTS
(A)	(B)	(C)	(D)	(E)	(F)	(G)	(H)
	0	0.00000000	0.00000000	0	0	0	N/A
	0	0.00000000	0.00000000	0	0	0	N/A
	0	0.00000000	0.00000000	0	0	0	N/A
	0	0.00000000	0.00000000	0	0	0	N/A
N/A	N/A	N/A	N/A	0	0	0	N/A
	0	0.00000000	0.00000000	0	0	0	N/A
	0	0.00000000	0.00000000	0	0	0	N/A
	0	0.00000000	0.00000000	0	0	0	N/A
	0	0.00000000	0.00000000	0	0	0	N/A
	0	0.00000000	0.00000000	0	0	0	N/A
	0	0.00000000	0.00000000	0	0	0	N/A
	0	0.00000000	0.00000000	0	0	0	N/A
	0	0.00000000	0.00000000	0	0	0	N/A
	0	0.00000000	0.00000000	0	0	0	N/A
	0	0.00000000	0.00000000	0	0	0	N/A
	0	0.00000000	0.00000000	0	0	0	N/A
	0	0.00000000	0.00000000	0	0	0	N/A
	0	0.00000000	0.00000000	0	0	0	N/A
	0	0.00000000	0.00000000	0	0	0	N/A
	0	0.00000000	0.00000000	0	0	0	N/A
	0	0.00000000	0.00000000	0	0	0	N/A
N/A	N/A	N/A	N/A	0	0	0	N/A
	0	0.00000000	0.00000000	0	0	0	N/A
				0	0	0	N/A
N/A	N/A	N/A	N/A	0	0	0	N/A

BASE PERIOD DEMAND	RATES AT LAST PCI UPDATE	CURRENT RATES	PROPOSED RATES	BASE PERIOD DEMAND x RATES AT LAST PCI UPDATE	BASE PERIOD DEMAND x CURRENT RATES	BASE PERIOD DEMAND x PROPOSED RATES	INDEX RESULTS
(A)	(B)	(C)	(D)	(E)	(F)	(G)	(H)
	0	0.00000000	0.00000000	0.00000000	0	0	0 N/A
	0	0.00000000	0.00000000	0.00000000	0	0	0 N/A
	0	0.00000000	0.00000000	0.00000000	0	0	0 N/A
	0	0.00000000	0.00000000	0.00000000	0	0	0 N/A
N/A	N/A	N/A	N/A	0	0	0	0 N/A
	0	0.00000000	0.00000000	0.00000000	0	0	0 N/A
	0	0.00000000	0.00000000	0.00000000	0	0	0 N/A
	0	0.00000000	0.00000000	0.00000000	0	0	0 N/A
	0	0.00000000	0.00000000	0.00000000	0	0	0 N/A
	0	0.00000000	0.00000000	0.00000000	0	0	0 N/A
	0	0.00000000	0.00000000	0.00000000	0	0	0 N/A
	0	0.00000000	0.00000000	0.00000000	0	0	0 N/A
	0	0.00000000	0.00000000	0.00000000	0	0	0 N/A
	0	0.00000000	0.00000000	0.00000000	0	0	0 N/A
	0	0.00000000	0.00000000	0.00000000	0	0	0 N/A
	0	0.00000000	0.00000000	0.00000000	0	0	0 N/A
	0	0.00000000	0.00000000	0.00000000	0	0	0 N/A
	0	0.00000000	0.00000000	0.00000000	0	0	0 N/A
	0	0.00000000	0.00000000	0.00000000	0	0	0 N/A
	0	0.00000000	0.00000000	0.00000000	0	0	0 N/A
	0	0.00000000	0.00000000	0.00000000	0	0	0 N/A
	0	0.00000000	0.00000000	0.00000000	0	0	0 N/A
	0	0.00000000	0.00000000	0.00000000	0	0	0 N/A
	0	0.00000000	0.00000000	0.00000000	0	0	0 N/A
	0	0.00000000	0.00000000	0.00000000	0	0	0 N/A
	0	0.00000000	0.00000000	0.00000000	0	0	0 N/A
	0	0.00000000	0.00000000	0.00000000	0	0	0 N/A
	0	0.00000000	0.00000000	0.00000000	0	0	0 N/A
	0	0.00000000	0.00000000	0.00000000	0	0	0 N/A
	0	0.00000000	0.00000000	0.00000000	0	0	0 N/A
	0	0.00000000	0.00000000	0.00000000	0	0	0 N/A
	0	0.00000000	0.00000000	0.00000000	0	0	0 N/A
	0	0.00000000	0.00000000	0.00000000	0	0	0 N/A
	0	0.00000000	0.00000000	0.00000000	0	0	0 N/A
	0	0.00000000	0.00000000	0.00000000	0	0	0 N/A
	0	0.00000000	0.00000000	0.00000000	0	0	0 N/A
	0	0.00000000	0.00000000	0.00000000	0	0	0 N/A
	0	0.00000000	0.00000000	0.00000000	0	0	0 N/A
N/A	N/A	N/A	N/A	0	0	0	0 N/A
	0	0.00000000	0.00000000	0.00000000	0	0	0 N/A
N/A	N/A	N/A	N/A	0	0	0	0 N/A

Total

BASE PERIOD DEMAND	RATES AT LAST PCI UPDATE	CURRENT RATES	PROPOSED RATES	BASE PERIOD DEMAND x RATES AT LAST PCI UPDATE	BASE PERIOD DEMAND x CURRENT RATES	BASE PERIOD DEMAND x PROPOSED RATES	INDEX RESULTS
(A)	(B)	(C)	(D)	(E)	(F)	(G)	(H)
	0	0.00000000	0.00000000	0.00000000	0	0	N/A
	0	0.00000000	0.00000000	0.00000000	0	0	N/A
	0	0.00000000	0.00000000	0.00000000	0	0	N/A
	0	0.00000000	0.00000000	0.00000000	0	0	N/A
N/A	N/A	N/A	N/A	0	0	0	N/A
	0	0.00000000	0.00000000	0.00000000	0	0	N/A
	0	0.00000000	0.00000000	0.00000000	0	0	N/A
	0	0.00000000	0.00000000	0.00000000	0	0	N/A
	0	0.00000000	0.00000000	0.00000000	0	0	N/A
	0	0.00000000	0.00000000	0.00000000	0	0	N/A
	0	0.00000000	0.00000000	0.00000000	0	0	N/A
	0	0.00000000	0.00000000	0.00000000	0	0	N/A
	0	0.00000000	0.00000000	0.00000000	0	0	N/A
	0	0.00000000	0.00000000	0.00000000	0	0	N/A
	0	0.00000000	0.00000000	0.00000000	0	0	N/A
	0	0.00000000	0.00000000	0.00000000	0	0	N/A
	0	0.00000000	0.00000000	0.00000000	0	0	N/A
	0	0.00000000	0.00000000	0.00000000	0	0	N/A
	0	0.00000000	0.00000000	0.00000000	0	0	N/A
	0	0.00000000	0.00000000	0.00000000	0	0	N/A
	0	0.00000000	0.00000000	0.00000000	0	0	N/A
	0	0.00000000	0.00000000	0.00000000	0	0	N/A
N/A	N/A	N/A	N/A	0	0	0	N/A
	0	0.00000000	0.00000000	0.00000000	0	0	N/A
				0	0	0	N/A
N/A	N/A	N/A	N/A	0	0	0	N/A

Price Cap Tariff Review Plan
Common Line Basket

BASE PERIOD DEMAND	RATES AT LAST PCI UPDATE	CURRENT RATES	PROPOSED RATES	BASE PERIOD DEMAND x RATES AT LAST PCI UPDATE	BASE PERIOD DEMAND x CURRENT RATES	BASE PERIOD DEMAND x PROPOSED RATES	INDEX RESULTS
(A)	(B)	(C)	(D)	(E)	(F)	(G)	(H)
	0	0.00000000	0.00000000	0.00000000	0	0	0 N/A
	0	0.00000000	0.00000000	0.00000000	0	0	0 N/A
	0	0.00000000	0.00000000	0.00000000	0	0	0 N/A
	0	0.00000000	0.00000000	0.00000000	0	0	0 N/A
N/A	N/A	N/A	N/A	0	0	0	0 N/A
	0	0.00000000	0.00000000	0.00000000	0	0	0 N/A
	0	0.00000000	0.00000000	0.00000000	0	0	0 N/A
	0	0.00000000	0.00000000	0.00000000	0	0	0 N/A
	0	0.00000000	0.00000000	0.00000000	0	0	0 N/A
	0	0.00000000	0.00000000	0.00000000	0	0	0 N/A
	0	0.00000000	0.00000000	0.00000000	0	0	0 N/A
	0	0.00000000	0.00000000	0.00000000	0	0	0 N/A
	0	0.00000000	0.00000000	0.00000000	0	0	0 N/A
	0	0.00000000	0.00000000	0.00000000	0	0	0 N/A
	0	0.00000000	0.00000000	0.00000000	0	0	0 N/A
	0	0.00000000	0.00000000	0.00000000	0	0	0 N/A
	0	0.00000000	0.00000000	0.00000000	0	0	0 N/A
	0	0.00000000	0.00000000	0.00000000	0	0	0 N/A
	0	0.00000000	0.00000000	0.00000000	0	0	0 N/A
	0	0.00000000	0.00000000	0.00000000	0	0	0 N/A
	0	0.00000000	0.00000000	0.00000000	0	0	0 N/A
	0	0.00000000	0.00000000	0.00000000	0	0	0 N/A
	0	0.00000000	0.00000000	0.00000000	0	0	0 N/A
	0	0.00000000	0.00000000	0.00000000	0	0	0 N/A
	0	0.00000000	0.00000000	0.00000000	0	0	0 N/A
	0	0.00000000	0.00000000	0.00000000	0	0	0 N/A
	0	0.00000000	0.00000000	0.00000000	0	0	0 N/A
N/A	N/A	N/A	N/A	0	0	0	0 N/A
	0	0.00000000	0.00000000	0.00000000	0	0	0 N/A
	0	0.00000000	0.00000000	0.00000000	0	0	0 N/A
	0	0.00000000	0.00000000	0.00000000	0	0	0 N/A
N/A	N/A	N/A	N/A	0	0	0	0 N/A

BASE PERIOD DEMAND	RATES AT LAST PCI UPDATE	CURRENT RATES	PROPOSED RATES	BASE PERIOD DEMAND x RATES AT LAST PCI UPDATE	BASE PERIOD DEMAND x CURRENT RATES	BASE PERIOD DEMAND x PROPOSED RATES	INDEX RESULTS
(A)	(B)	(C)	(D)	(E)	(F)	(G)	(H)
	0	0.00000000	0.00000000	0.00000000	0	0	N/A
	0	0.00000000	0.00000000	0.00000000	0	0	N/A
	0	0.00000000	0.00000000	0.00000000	0	0	N/A
	0	0.00000000	0.00000000	0.00000000	0	0	N/A
N/A	N/A	N/A	N/A	0	0	0	N/A
	0	0.00000000	0.00000000	0.00000000	0	0	N/A
	0	0.00000000	0.00000000	0.00000000	0	0	N/A
	0	0.00000000	0.00000000	0.00000000	0	0	N/A
	0	0.00000000	0.00000000	0.00000000	0	0	N/A
	0	0.00000000	0.00000000	0.00000000	0	0	N/A
	0	0.00000000	0.00000000	0.00000000	0	0	N/A
	0	0.00000000	0.00000000	0.00000000	0	0	N/A
	0	0.00000000	0.00000000	0.00000000	0	0	N/A
	0	0.00000000	0.00000000	0.00000000	0	0	N/A
	0	0.00000000	0.00000000	0.00000000	0	0	N/A
	0	0.00000000	0.00000000	0.00000000	0	0	N/A
	0	0.00000000	0.00000000	0.00000000	0	0	N/A
	0	0.00000000	0.00000000	0.00000000	0	0	N/A
	0	0.00000000	0.00000000	0.00000000	0	0	N/A
	0	0.00000000	0.00000000	0.00000000	0	0	N/A
	0	0.00000000	0.00000000	0.00000000	0	0	N/A
N/A	N/A	N/A	N/A	0	0	0	N/A
	0	0.00000000	0.00000000	0.00000000	0	0	N/A
N/A	N/A	N/A	N/A	0	0	0	N/A

Total

BASE PERIOD DEMAND	RATES AT LAST PCI UPDATE	CURRENT RATES	PROPOSED RATES	BASE PERIOD DEMAND x RATES AT LAST PCI UPDATE	BASE PERIOD DEMAND x CURRENT RATES	BASE PERIOD DEMAND x PROPOSED RATES	INDEX RESULTS
(A)	(B)	(C)	(D)	(E)	(F)	(G)	(H)
	0	0.00000000	0.00000000	0.00000000	0	0	N/A
	0	0.00000000	0.00000000	0.00000000	0	0	N/A
	0	0.00000000	0.00000000	0.00000000	0	0	N/A
	0	0.00000000	0.00000000	0.00000000	0	0	N/A
N/A	N/A	N/A	N/A	0	0	0	N/A
	0	0.00000000	0.00000000	0.00000000	0	0	N/A
	0	0.00000000	0.00000000	0.00000000	0	0	N/A
	0	0.00000000	0.00000000	0.00000000	0	0	N/A
	0	0.00000000	0.00000000	0.00000000	0	0	N/A
	0	0.00000000	0.00000000	0.00000000	0	0	N/A
	0	0.00000000	0.00000000	0.00000000	0	0	N/A
	0	0.00000000	0.00000000	0.00000000	0	0	N/A
	0	0.00000000	0.00000000	0.00000000	0	0	N/A
	0	0.00000000	0.00000000	0.00000000	0	0	N/A
	0	0.00000000	0.00000000	0.00000000	0	0	N/A
	0	0.00000000	0.00000000	0.00000000	0	0	N/A
	0	0.00000000	0.00000000	0.00000000	0	0	N/A
	0	0.00000000	0.00000000	0.00000000	0	0	N/A
	0	0.00000000	0.00000000	0.00000000	0	0	N/A
	0	0.00000000	0.00000000	0.00000000	0	0	N/A
	0	0.00000000	0.00000000	0.00000000	0	0	N/A
N/A	N/A	N/A	N/A	0	0	0	N/A
	0	0.00000000	0.00000000	0.00000000	0	0	N/A
	0	0.00000000	0.00000000	0.00000000	0	0	N/A
	0	0.00000000	0.00000000	0.00000000	0	0	N/A
N/A	N/A	N/A	N/A	0	0	0	N/A

Price Cap Tariff Review Plan
Common Line Basket

BASE PERIOD DEMAND	RATES AT LAST PCI UPDATE	CURRENT RATES	PROPOSED RATES	BASE PERIOD DEMAND x RATES AT LAST PCI UPDATE	BASE PERIOD DEMAND x CURRENT RATES	BASE PERIOD DEMAND x PROPOSED RATES	INDEX RESULTS
(A)	(B)	(C)	(D)	(E)	(F)	(G)	(H)
	0	0.00000000	0.00000000	0	0	0	N/A
	0	0.00000000	0.00000000	0	0	0	N/A
	0	0.00000000	0.00000000	0	0	0	N/A
N/A	0	0.00000000	0.00000000	0	0	0	N/A
	N/A	N/A	N/A	0	0	0	N/A
	0	0.00000000	0.00000000	0	0	0	N/A
	0	0.00000000	0.00000000	0	0	0	N/A
	0	0.00000000	0.00000000	0	0	0	N/A
	0	0.00000000	0.00000000	0	0	0	N/A
	0	0.00000000	0.00000000	0	0	0	N/A
	0	0.00000000	0.00000000	0	0	0	N/A
	0	0.00000000	0.00000000	0	0	0	N/A
	0	0.00000000	0.00000000	0	0	0	N/A
	0	0.00000000	0.00000000	0	0	0	N/A
	0	0.00000000	0.00000000	0	0	0	N/A
	0	0.00000000	0.00000000	0	0	0	N/A
	0	0.00000000	0.00000000	0	0	0	N/A
	0	0.00000000	0.00000000	0	0	0	N/A
	0	0.00000000	0.00000000	0	0	0	N/A
	0	0.00000000	0.00000000	0	0	0	N/A
	0	0.00000000	0.00000000	0	0	0	N/A
	0	0.00000000	0.00000000	0	0	0	N/A
	0	0.00000000	0.00000000	0	0	0	N/A
N/A	0	0.00000000	0.00000000	0	0	0	N/A
	N/A	N/A	N/A	0	0	0	N/A
N/A	0	0.00000000	0.00000000	0	0	0	N/A
N/A	N/A	N/A	N/A	0	0	0	N/A

Total

Price Cap Tariff Review Plan
Common Line Basket

BASE PERIOD DEMAND	RATES AT LAST PCI UPDATE	CURRENT RATES	PROPOSED RATES	BASE PERIOD DEMAND x RATES AT LAST PCI UPDATE	BASE PERIOD DEMAND x CURRENT RATES	BASE PERIOD DEMAND x PROPOSED RATES	INDEX RESULTS
(A)	(B)	(C)	(D)	(E)	(F)	(G)	(H)
	0	0.00000000	0.00000000	0.00000000	0	0	0 N/A
	0	0.00000000	0.00000000	0.00000000	0	0	0 N/A
	0	0.00000000	0.00000000	0.00000000	0	0	0 N/A
	0	0.00000000	0.00000000	0.00000000	0	0	0 N/A
N/A	N/A	N/A	N/A	0	0	0	0 N/A
	0	0.00000000	0.00000000	0.00000000	0	0	0 N/A
	0	0.00000000	0.00000000	0.00000000	0	0	0 N/A
	0	0.00000000	0.00000000	0.00000000	0	0	0 N/A
	0	0.00000000	0.00000000	0.00000000	0	0	0 N/A
	0	0.00000000	0.00000000	0.00000000	0	0	0 N/A
	0	0.00000000	0.00000000	0.00000000	0	0	0 N/A
	0	0.00000000	0.00000000	0.00000000	0	0	0 N/A
	0	0.00000000	0.00000000	0.00000000	0	0	0 N/A
	0	0.00000000	0.00000000	0.00000000	0	0	0 N/A
	0	0.00000000	0.00000000	0.00000000	0	0	0 N/A
	0	0.00000000	0.00000000	0.00000000	0	0	0 N/A
	0	0.00000000	0.00000000	0.00000000	0	0	0 N/A
	0	0.00000000	0.00000000	0.00000000	0	0	0 N/A
	0	0.00000000	0.00000000	0.00000000	0	0	0 N/A
	0	0.00000000	0.00000000	0.00000000	0	0	0 N/A
N/A	N/A	N/A	N/A	0	0	0	0 N/A
	0	0.00000000	0.00000000	0.00000000	0	0	0 N/A
				0	0	0	0 N/A
N/A	N/A	N/A	N/A	0	0	0	0 N/A

BASE PERIOD DEMAND	RATES AT LAST PCI UPDATE	CURRENT RATES	PROPOSED RATES	BASE PERIOD DEMAND x RATES AT LAST PCI UPDATE	BASE PERIOD DEMAND x CURRENT RATES	BASE PERIOD DEMAND x PROPOSED RATES	INDEX RESULTS
(A)	(B)	(C)	(D)	(E)	(F)	(G)	(H)
	0	0.00000000	0.00000000	0.00000000	0	0	N/A
	0	0.00000000	0.00000000	0.00000000	0	0	N/A
	0	0.00000000	0.00000000	0.00000000	0	0	N/A
	0	0.00000000	0.00000000	0.00000000	0	0	N/A
N/A	N/A	N/A	N/A	0	0	0	N/A
	0	0.00000000	0.00000000	0.00000000	0	0	N/A
	0	0.00000000	0.00000000	0.00000000	0	0	N/A
	0	0.00000000	0.00000000	0.00000000	0	0	N/A
	0	0.00000000	0.00000000	0.00000000	0	0	N/A
	0	0.00000000	0.00000000	0.00000000	0	0	N/A
	0	0.00000000	0.00000000	0.00000000	0	0	N/A
	0	0.00000000	0.00000000	0.00000000	0	0	N/A
	0	0.00000000	0.00000000	0.00000000	0	0	N/A
	0	0.00000000	0.00000000	0.00000000	0	0	N/A
	0	0.00000000	0.00000000	0.00000000	0	0	N/A
	0	0.00000000	0.00000000	0.00000000	0	0	N/A
	0	0.00000000	0.00000000	0.00000000	0	0	N/A
	0	0.00000000	0.00000000	0.00000000	0	0	N/A
	0	0.00000000	0.00000000	0.00000000	0	0	N/A
N/A	N/A	N/A	N/A	0	0	0	N/A
	0	0.00000000	0.00000000	0.00000000	0	0	N/A
N/A	N/A	N/A	N/A	0	0	0	N/A

Total

BASE PERIOD DEMAND	RATES AT LAST PCI UPDATE	CURRENT RATES	PROPOSED RATES	BASE PERIOD DEMAND x RATES AT LAST PCI UPDATE	BASE PERIOD DEMAND x CURRENT RATES	BASE PERIOD DEMAND x PROPOSED RATES	INDEX RESULTS	
(A)	(B)	(C)	(D)	(E)	(F)	(G)	(H)	
	0	0.00000000	0.00000000	0.00000000	0	0	0	N/A
	0	0.00000000	0.00000000	0.00000000	0	0	0	N/A
	0	0.00000000	0.00000000	0.00000000	0	0	0	N/A
	0	0.00000000	0.00000000	0.00000000	0	0	0	N/A
N/A	N/A	N/A	N/A	0	0	0	0	N/A
	0	0.00000000	0.00000000	0.00000000	0	0	0	N/A
	0	0.00000000	0.00000000	0.00000000	0	0	0	N/A
	0	0.00000000	0.00000000	0.00000000	0	0	0	N/A
	0	0.00000000	0.00000000	0.00000000	0	0	0	N/A
	0	0.00000000	0.00000000	0.00000000	0	0	0	N/A
	0	0.00000000	0.00000000	0.00000000	0	0	0	N/A
	0	0.00000000	0.00000000	0.00000000	0	0	0	N/A
	0	0.00000000	0.00000000	0.00000000	0	0	0	N/A
	0	0.00000000	0.00000000	0.00000000	0	0	0	N/A
	0	0.00000000	0.00000000	0.00000000	0	0	0	N/A
	0	0.00000000	0.00000000	0.00000000	0	0	0	N/A
	0	0.00000000	0.00000000	0.00000000	0	0	0	N/A
	0	0.00000000	0.00000000	0.00000000	0	0	0	N/A
	0	0.00000000	0.00000000	0.00000000	0	0	0	N/A
	0	0.00000000	0.00000000	0.00000000	0	0	0	N/A
	0	0.00000000	0.00000000	0.00000000	0	0	0	N/A
N/A	N/A	N/A	N/A	0	0	0	0	N/A
	0	0.00000000	0.00000000	0.00000000	0	0	0	N/A
	0	0.00000000	0.00000000	0.00000000	0	0	0	N/A
N/A	N/A	N/A	N/A	0	0	0	0	N/A

Vertical line on the left side of the page.

Subtotal - Jurisdictions 27 through 52

TOTAL

Price Cap Tariff Review Plan
Common Line Basket

BASE PERIOD DEMAND	RATES AT LAST PCI UPDATE	CURRENT RATES	PROPOSED RATES	BASE PERIOD DEMAND x RATES AT LAST PCI UPDATE	BASE PERIOD DEMAND x CURRENT RATES	BASE PERIOD DEMAND x PROPOSED RATES	INDEX RESULTS
(A)	(B)	(C)	(D)	(E)	(F)	(G)	(H)
	0	0.00000000	0.00000000	0	0	0	N/A
	0	0.00000000	0.00000000	0	0	0	N/A
	0	0.00000000	0.00000000	0	0	0	N/A
	0	0.00000000	0.00000000	0	0	0	N/A
N/A	N/A	N/A	N/A	0	0	0	N/A
	0	0.00000000	0.00000000	0	0	0	N/A
	0	0.00000000	0.00000000	0	0	0	N/A
	0	0.00000000	0.00000000	0	0	0	N/A
	0	0.00000000	0.00000000	0	0	0	N/A
	0	0.00000000	0.00000000	0	0	0	N/A
	0	0.00000000	0.00000000	0	0	0	N/A
	0	0.00000000	0.00000000	0	0	0	N/A
	0	0.00000000	0.00000000	0	0	0	N/A
	0	0.00000000	0.00000000	0	0	0	N/A
	0	0.00000000	0.00000000	0	0	0	N/A
	0	0.00000000	0.00000000	0	0	0	N/A
	0	0.00000000	0.00000000	0	0	0	N/A
	0	0.00000000	0.00000000	0	0	0	N/A
	0	0.00000000	0.00000000	0	0	0	N/A
	0	0.00000000	0.00000000	0	0	0	N/A
	0	0.00000000	0.00000000	0	0	0	N/A
	0	0.00000000	0.00000000	0	0	0	N/A
	0	0.00000000	0.00000000	0	0	0	N/A
N/A	N/A	N/A	N/A	0	0	0	N/A
	0	0.00000000	0.00000000	0	0	0	N/A
	0	0.00000000	0.00000000	0	0	0	N/A
N/A	N/A	N/A	N/A	0	0	0	N/A



Subtotal - Jurisdictions 27 through 52

Note: Enter the Jurisdiction names or abbreviations on sheet B (RTEs), starting in cell D15. These will feed to this CAPs sheet.

COSAs with Jurisdictionally Separate SLCs, PICCs, and/or CCL should be entered in rows 15 through 20. For ILECs with mixed SLC/PICC/CCL pricing methods: COSAs with Aggregated SLCs, PICCs, and/or CCL should be entered in rows 21 through 26.

Jurisdiction Number:

Source

EUCL Demand Inputs

100 Total Primary Res & SLB & LifeLine Lines	RTE1: b:r102a;c:r112a;d:r122a;e:r132a;f:r142a
110 Total NonPrim Res & BRI ISDN Lines	RTE1: b:r104a;c:r114a;d:r124a;e:r134a;f:r144a
120 Total MLB&PRI ISDN (include PRI * 5, & Include	RTE1: b:r106a;c:r116a;d:r126a;e:r136a;f:r146a
130 Total Local Exchange Lines	r100+r110+r120

PICC Demand Inputs

200 Total MLB&PRI ISDN (include PRI * 5, & exclude	RTE1r155a
210 Total Business Centrex Lines in groups with 9 or more lines in the group	Input
220 Total Business Groups with less than 9 lines in the group	Input

MOU Demand Inputs

300 Total Terminating Premium MOU	RTE1r161a
310 Total Terminating Non-Premium MOU	RTE1r163a
320 Total Terminating Chargeable MOU	r300+.45*r310
330 Total Originating Premium MOU	RTE1r165a
340 Total Originating Non-Premium MOU	RTE1r167a
350 Total Originating Chargeable MOU	r330+.45*r340

SLC/PICC Caps

400 PR, Lifeline & SLB EU Cap	Input
410 NonPrimary Res & BRI EU Cap	Input
420 MLB, PRI & Centrex EU Cap	Input
430 MLB PICC Rate as of Dec. 29, 2011	Input

CMT Revenue

440 Current MaxCMT Rev perLine (from previous filing)	Input (r460 from prev filing)
---	-------------------------------

450 Total CMT Exogenous Cost Factor $((R+\delta Z)/R)((EXG1r160s/r130a)/r440a)+1$

460 Proposed Maximum CMT Revenue Per Line $r440*r450$

Source

CMT Revenue Vs EU Revenue at Max. Allowable Rates

600 Proposed Maximum CMT Revenue	r460 * r130
610 Maximum Allowable PR, Lifeline & SLB EU Revenue	r400 * r100
620 Maximum Allowable NonPrimary Res & BRI EU Revenue	r410 * r110
630 Maximum Allowable MLB, PRI & Centrex EU Revenue	r420 * r120
640 Total Maximum Allowable EU Revenue	r610 + r620 + r630
650 Remaining CMT Revenue/(CMT Over-recovery)	r600 - r640
652 Maximum Allowable PICC Revenue	r430*(r200+r210/9+r220)
660 Total USAC Receipts (at t)	RTE1r185f

680 Remaining Recoverable Revenue/(Total over-recovery) r650-r660

Calculation of PICC for MultiLine Business, PRI ISDN, & Centrex Lines

800 MLB, PRI & Centrex PICC Rate (Dec. 29, 2011)	r430
810 MLB, PRI & Centrex PICC Revenue Target	if r680>0 then r680 else 0
820 MLB, PRI & Centrex PICC Target Rate	r810 / (r200 + r210/9 + r220)
830 Maximum Average MLB, PRI & Centrex PICC Rate	Min(r800,r820)
840 Maximum MLB & PRI PICC Revenue	r830 * r200
850 Maximum Centrex PICC Revenue	r830 * (r210/9 + r220)
860 Total Maximum PICC Revenue (Proposed)	r840 + r850

Calculation of CCL Rates and Revenue

940 Prem. Originating MOU Rate as of Dec. 29, 2011	Input
945 Prem. Terminating MOU Rate as of Dec. 29, 2011	Input
950 Maximum CCL Revenue	r810 - r860
960 Maximum CCL Originating Rate	Min(r940, r950/r350)
970 Maximum CCL Terminating Rate	Min(r945,(r950 - (r350*r960))/r320)
980 Maximum Originating CCL Revenue	r960 * r350
990 Maximum Terminating CCL Revenue	r970 * r320
995 Total Maximum CCL Revenue	r980 + r990

EU Pricing Decision

1100 Is Deaveraging of EUCL Rates Possible?	if r680>0,"No","Yes"
1110 Do you have Pooling Revenues?	from A sheet, CAP1r1110
1120 Are you going to deaverage EUCL Rates by zone	Input (If r1100 = "No" you must input "No")
1130 CAP Form containing final EUCL Rates	if r680>0,CAP1; if r1120=No,CAP2; elseCAP3

1140 Maximum Allowable PR, Lifeline & SLB EU Revenue	if r1130=CAP1,r610;else1130
1150 Maximum Allowable NonPrimary Res & BRI EU Revenue	if r1130=CAP1,r620;else1130
1160 Maximum Allowable MLB, PRI & Centrex EU Revenue	if r1130=CAP1,r630;else1130

Source

Calculation of Maximum Recoverable Revenue For all rows: if CAP1r1130="CAP2", use

100 Maximum CMT Revenue	CAP1r600
110 Total USAC Receipts (at t)	CAP1r660
130 Maximum Recoverable Revenue	r100 - r110

Maximum Allowable EU Rates

200 Max. Allowable Primary Res, Lifeline, & SLB EU R	CAP1r400 if CAP1r1130=CAP2
210 Max. Allowable NonPrimary Res & BRI ISDN EU R	CAP1r410 if CAP1r1130=CAP2
220 Max. Allowable MLB, PRI ISDN, & Centrex EU R	CAP1r420 if CAP1r1130=CAP2

Final EU Rates (Manually Input)

400 Final Primary Res, Lifeline, & SLB EU Rate	Input
410 Final NonPrim Res & BRI ISDN EU Rate	Input
420 Final MLB, PRI ISDN, & Centrex EU Rate	Input

Final EU Revenue

500 Final Total Primary Res & SLB & LifeLine EU Rev	r400 * CAP1r100
510 Final Total NonPrim Res & BRI ISDN EU Revenue	r410 * CAP1r110
520 Final Total MLB, PRI ISDN, & Centrex EU Revenue	r420 * CAP1r120
530 Final Total End User Revenue	r500 + r510 + r520
600 Actual vs. Allowable Revenue: Over-recovery or (Under-recovery)	r530 - r130

Source

Calculation of Maximum Recoverable Revenue For all rows: if CAP1r1130="CAP3", use

100 Maximum CMT Revenue CAP1r600
 110 Total USAC Receipts CAP1r660

130 Maximum Recoverable Revenue r100 - r110

Inputs for Calculation of Minimum and Maximum Allowable Deaveraged Rates

200 Total Local Exchange Lines CAP1r130
 210 Unbundled Loop & Line Port Rate (State Approve Input if CAP1r1130=CAP3; else, CAP1r1130
 220 Interstate UNE Rate r210*.25 if CAP1r1130=CAP3
 230 Interstate UNE Revenues r200 * r220
 240 Maximum CMT Revenue (using Max CMT Rev/Lir CAP1r600
 250 Average Price Cap CMT Rev to be Recovered pe CAP1r460 if CAP1r1130=CAP3
 260 Price Cap CMT Revenue by Zone r200 * r250
 270 Uniform Rate Adjustment Factor (r260 - r230) / r 200

Minimum Deaveraged EU Charge Development

300 Zone Average Revenue Per Line r270a+r220 if CAP1r1130=CAP3
 310 Preliminary Minimum Deaveraged EU Charge Minimum value in r300
 320 Explicit Subsidy Support from USAC (at t) CAP1r660
 330 Study Area above CAP Benchmark Revenues If r300>9.2,(r300-7)*CAP1r(100+110)+(r300-9.2)*
 CAP1r120; if 9.2>=r300>7,(r300-7)*CAP1r(100+110)
 else 0
 340 Over Cap Revenues Max(0, (r330 - r320))
 350 Interim Calculations only (do not represent Zone r Interim calcs only (used in r360, r375, r385)

360 Minimum Deavgd PR, Lifeline, SLB EU Rate Min(r350a,CAP1r400)if CAP1r1130=CAP3
 370 Maximum Deavgd PR, Lifeline, SLB EU Rate CAP1r400 if CAP1r1130=CAP3

375 Minimum Deavgd NPR & BRI ISDN EU Rate Min(r350a,CAP1r410)if CAP1r1130=CAP3
 380 Maximum Deavgd NPR & BRI ISDN EU Rate CAP1r410 if CAP1r1130=CAP3

385 Minimum Deavgd MLB, PRI, Centrex EU Rate Min(r350a,CAP1r420)if CAP1r1130=CAP3
 390 Maximum Deavgd MLB, PRI, Centrex EU Rate CAP1r420 if CAP1r1130=CAP3

Final EU Rates (Manually Input)

400 Final Primary Res, Lifeline, & SLB EU Rate Input; but for col.c thru f: if r100="N/A", 0
 410 Final NonPrim Res & BRI ISDN EU Rate Input; but for col.c thru f: if r100="N/A", 0
 420 Final MLB, PRI ISDN, & Centrex EU Rate Input; but for col.c thru f: if r100="N/A", 0

Final EU Revenue

500 Final Total Primary Res & SLB & LifeLine EU Rev r400 * CAP1r100
 510 Final Total NonPrim Res & BRI ISDN EU Revenu r410 * CAP1r110
 520 Final Total MLB, PRI ISDN, & Centrex EU Revent r420 * CAP1r120
 530 Final Total End User Revenue r500 + r510 + r520

600 Actual vs. Allowable Revenue: Over-recovery or (Under-recovery) r530 - r130

Source

100 Pooling Amount? For rows 100&105: If CAP1r1110="Yes"
 Input
 105 CAP Form containing final EUCL Rates? CAP1r1130

MLB Pooled Rates for CAP1 & CAP2 Forms For rows 110 to 220: If CAP4r105="CAF
 110 MLB, PRI ISDN & Centrex EUCL Cap CAP1r420
 120 MLB, PRI & Centrex EUCL Rate if r105="CAP1", r110; ="CAP2",CAP2r420;

130 MLB, PRI ISDN Revenue below EUCL CAP (r110-r120)*(CAP1r120)
 140 Pooling revenue to be recovered from MLB EUCL Min(r130,r100)
 150 MLB EUCL rate r120+(r140/CAP1r120)
 155 MLB EUCL Revenue r150 * (CAP1r120)

160 Remaining Pooling Revenues r100 - r140

170 MLB PICC Cap CAP1r430
 180 Maximum Average MLB, PRI & Centrex PICC Rate CAP1r830
 190 MLB PICC Revenue below CAP (r170-r180)*(CAP1(r200+r210/9+r220))
 200 Pooling revenue to be recovered from MLB PICC Min(r190,r160)
 210 MLB PICC rate r180+(r200/CAP1(r200+r210/9+r220))
 220 MLB PICC Revenue r 210 * (CAP1(r200+r210/9+r220))

MLB Pooled EU Rates for CAP3 For rows 300 to 400: If CAP4r105="CAF
 300 Total MLB&PRI ISDN lines (include both PRI * 5) CAP1r120
 310 CAP3 Final MLB, PRI ISDN, & Centrex EU Rate if r105="CAP3",CAP3r420; else r105
 320 CAP3 Final Total MLB, PRI ISDN, & Centrex EU Rate CAP3r520
 330 CAP3 Final MLB Rate adjusted for Pooling amount a: min(330b.f) b-f:(sum(r310b.f)+r100a)/sum(r300b.f)
 340 Final MLB, PRI ISDN & Centrex EU Rate with Pooling a: max(r310,r330a)
 350 MLB EUCL Revenue r300*r340

400 Un-recovered Pool Revenues if CAP1r1110="No", then "No Pooling"; else
 if r105="CAP3", then r100+r320-r350;
 if r105="Juris", then r100+r320-r350-r140;
 else r160-r200

Source

100 Maximum CMT Revenue	CAP1r600
110 Total USAC Receipts	CAP1r660
125 Pooling Revenues	if CAP1r1110 = "Yes", CAP4r100
130 Maximum Recoverable Revenue	r100 - r110 + r125
200 Final Total Primary Res & SLB & LifeLine EU Revenue	if CAP1r1130 = "CAP1", CAP1r610 if CAP1r1130 = "CAP2", CAP2r500 if CAP1r1130 = "CAP3", CAP3r500 if CAP1r1130="Juris",CAP1r1140+CAP2r500+CAP3r500
210 Final Total NonPrim Res & BRI ISDN EU Revenue	if CAP1r1130 = "CAP1", CAP1r620 if CAP1r1130 = "CAP2", CAP2r510 if CAP1r1130 = "CAP3", CAP3r510 if CAP1r1130="Juris",CAP1r1150+CAP2r510+CAP3r510
220 Final Total MLB, PRI ISDN, & Centrex EU Revenue	if CAP1r1110="Yes"&: if CAP1r1130="CAP1" or "CAP2", CAP4r155 if CAP1r1130="CAP3", CAP4r350a if CAP1r1130="Juris", CAP4(r155+r350a) if CAP1r1110="No"&: if CAP1r1130="CAP1", CAP1r630 if CAP1r1130="CAP2", CAP2r520 if CAP1r1130="CAP3", CAP3r520 if CAP1r1130="Juris", CAP1r1160+CAP2r520+CAP3r520
300 Final Total EUCL Revenue	r200 + r210 + r220
310 Final Total PICC Revenue	if CAP1r1110="Yes"&CAP1r1130<>"CAP3", CAP4 r220; else CAP1r860
320 Final Total CCL Revenue	CAP1r995
400 Final Total Recovered Revenue	r300 + r310 + r320
500 Allowable Revenue Over-recovery/(Under-recovery)	r400-r130
600 Nonrecoverable from PICC and CCL	CAP1r950-CAP1r995

Jurisdiction Number:

Source

EUCL Demand Inputs

100 Total Primary Res & SLB & LifeLine Lines	RTE1: b:r102a;c:r112a;d:r122a;e:r132a;f:r142a
110 Total NonPrim Res & BRI ISDN Lines	RTE1: b:r104a;c:r114a;d:r124a;e:r134a;f:r144a
120 Total MLB&PRI ISDN (include PRI * 5, & Include	RTE1: b:r106a;c:r116a;d:r126a;e:r136a;f:r146a
130 Total Local Exchange Lines	r100+r110+r120

PICC Demand Inputs

200 Total MLB&PRI ISDN (include PRI * 5, & exclude	RTE1r155a
210 Total Business Centrex Lines in groups with 9 or 1	Input
220 Total Business Groups with less than 9 lines in th	Input

MOU Demand Inputs

300 Total Terminating Premium MOU	RTE1r161a
310 Total Terminating Non-Premium MOU	RTE1r163a
320 Total Terminating Chargeable MOU	r300+.45*r310
330 Total Originating Premium MOU	RTE1r165a
340 Total Originating Non-Premium MOU	RTE1r167a
350 Total Originating Chargeable MOU	r330+.45*r340

SLC/PICC Caps

400 PR, Lifeline & SLB EU Cap	Input
410 NonPrimary Res & BRI EU Cap	Input
420 MLB, PRI & Centrex EU Cap	Input
430 MLB PICC Rate as of Dec. 29, 2011	Input

CMT Revenue

440 Current MaxCMT Rev perLine (from previous filing)	Input (r460 from prev filing)
---	-------------------------------

450 Total CMT Exogenous Cost Factor $((R+\delta Z)/R)((EXG1r160s/r130a)/r440a)+1$

460 Proposed Maximum CMT Revenue Per Line r440*r450

Source

CMT Revenue Vs EU Revenue at Max. Allowable Rates

600 Proposed Maximum CMT Revenue	r460 * r130
610 Maximum Allowable PR, Lifeline & SLB EU Revenue	r400 * r100
620 Maximum Allowable NonPrimary Res & BRI EU Revenue	r410 * r110
630 Maximum Allowable MLB, PRI & Centrex EU Revenue	r420 * r120
640 Total Maximum Allowable EU Revenue	r610 + r620 + r630
650 Remaining CMT Revenue/(CMT Over-recovery)	r600 - r640
652 Maximum Allowable PICC Revenue	r430*(r200+r210/9+r220)
660 Total USAC Receipts (at t)	RTE1r185f

680 Remaining Recoverable Revenue/(Total over-recovery) r650-r660

Calculation of PICC for MultiLine Business, PRI ISDN, & Centrex Lines

800 MLB, PRI & Centrex PICC Rate (Dec. 29, 2011)	r430
810 MLB, PRI & Centrex PICC Revenue Target	if r680>0 then r680 else 0
820 MLB, PRI & Centrex PICC Target Rate	r810 / (r200 + r210/9 + r220)
830 Maximum Average MLB, PRI & Centrex PICC Rate	Min(r800,r820)
840 Maximum MLB & PRI PICC Revenue	r830 * r200
850 Maximum Centrex PICC Revenue	r830 * (r210/9 + r220)
860 Total Maximum PICC Revenue (Proposed)	r840 + r850

Calculation of CCL Rates and Revenue

940 Prem. Originating MOU Rate as of Dec. 29, 2011	Input
945 Prem. Terminating MOU Rate as of Dec. 29, 2011	Input
950 Maximum CCL Revenue	r810 - r860
960 Maximum CCL Originating Rate	Min(r940, r950/r350)
970 Maximum CCL Terminating Rate	Min(r945,(r950 - (r350*r960))/r320)
980 Maximum Originating CCL Revenue	r960 * r350
990 Maximum Terminating CCL Revenue	r970 * r320
995 Total Maximum CCL Revenue	r980 + r990

EU Pricing Decision

1100 Is Deaveraging of EUCL Rates Possible?	if r680>0,"No","Yes"
1110 Do you have Pooling Revenues?	from A sheet, CAP1r1110
1120 Are you going to deaverage EUCL Rates by zone	Input (If r1100 = "No" you must input "No")
1130 CAP Form containing final EUCL Rates	if r680>0,CAP1; if r1120=No,CAP2; elseCAP3

1140 Maximum Allowable PR, Lifeline & SLB EU Revenue	if r1130=CAP1,r610;else1130
1150 Maximum Allowable NonPrimary Res & BRI EU Revenue	if r1130=CAP1,r620;else1130
1160 Maximum Allowable MLB, PRI & Centrex EU Revenue	if r1130=CAP1,r630;else1130

Source

Calculation of Maximum Recoverable Revenue For all rows: if CAP1r1130="CAP2", use

100 Maximum CMT Revenue	CAP1r600
110 Total USAC Receipts (at t)	CAP1r660
130 Maximum Recoverable Revenue	r100 - r110

Maximum Allowable EU Rates

200 Max. Allowable Primary Res, Lifeline, & SLB EU R	CAP1r400 if CAP1r1130=CAP2
210 Max. Allowable NonPrimary Res & BRI ISDN EU R	CAP1r410 if CAP1r1130=CAP2
220 Max. Allowable MLB, PRI ISDN, & Centrex EU R	CAP1r420 if CAP1r1130=CAP2

Final EU Rates (Manually Input)

400 Final Primary Res, Lifeline, & SLB EU Rate	Input
410 Final NonPrim Res & BRI ISDN EU Rate	Input
420 Final MLB, PRI ISDN, & Centrex EU Rate	Input

Final EU Revenue

500 Final Total Primary Res & SLB & LifeLine EU Revenue	r400 * CAP1r100
510 Final Total NonPrim Res & BRI ISDN EU Revenue	r410 * CAP1r110
520 Final Total MLB, PRI ISDN, & Centrex EU Revenue	r420 * CAP1r120
530 Final Total End User Revenue	r500 + r510 + r520
600 Actual vs. Allowable Revenue: Over-recovery or (Under-recovery)	r530 - r130

Source

Calculation of Maximum Recoverable Revenue For all rows: if CAP1r1130="CAP3", use

100 Maximum CMT Revenue CAP1r600
 110 Total USAC Receipts CAP1r660

130 Maximum Recoverable Revenue r100 - r110

Inputs for Calculation of Minimum and Maximum Allowable Deaveraged Rates

200 Total Local Exchange Lines CAP1r130
 210 Unbundled Loop & Line Port Rate (State Approve Input if CAP1r1130=CAP3; else, CAP1r1130
 220 Interstate UNE Rate r210*.25 if CAP1r1130=CAP3
 230 Interstate UNE Revenues r200 * r220
 240 Maximum CMT Revenue (using Max CMT Rev/Lir CAP1r600
 250 Average Price Cap CMT Rev to be Recovered pe CAP1r460 if CAP1r1130=CAP3
 260 Price Cap CMT Revenue by Zone r200 * r250
 270 Uniform Rate Adjustment Factor (r260 - r230) / r 200

Minimum Deaveraged EU Charge Developmen

300 Zone Average Revenue Per Line r270a+r220 if CAP1r1130=CAP3
 310 Preliminary Minimum Deaveraged EU Charge Minimum value in r300
 320 Explicit Subsidy Support from USAC (at t) CAP1r660
 330 Study Area above CAP Benchmark Revenues If r300>9.2,(r300-7)*CAP1r(100+110)+(r300-9.2)*
 CAP1r120; if 9.2>=r300>7,(r300-7)*CAP1r(100+110)
 else 0
 340 Over Cap Revenues Max(0, (r330 - r320))
 350 Interim Calculations only (do not represent Zone r Interim calcs only (used in r360, r375, r385)

360 Minimum Deavgd PR, Lifeline, SLB EU Rate Min(r350a,CAP1r400)if CAP1r1130=CAP3
 370 Maximum Deavgd PR, Lifeline, SLB EU Rate CAP1r400 if CAP1r1130=CAP3

375 Minimum Deavgd NPR & BRI ISDN EU Rate Min(r350a,CAP1r410)if CAP1r1130=CAP3
 380 Maximum Deavgd NPR & BRI ISDN EU Rate CAP1r410 if CAP1r1130=CAP3

385 Minimum Deavgd MLB, PRI, Centrex EU Rate Min(r350a,CAP1r420)if CAP1r1130=CAP3
 390 Maximum Deavgd MLB, PRI, Centrex EU Rate CAP1r420 if CAP1r1130=CAP3

Final EU Rates (Manually Input)

400 Final Primary Res, Lifeline, & SLB EU Rate Input; but for col.c thru f: if r100="N/A", 0
 410 Final NonPrim Res & BRI ISDN EU Rate Input; but for col.c thru f: if r100="N/A", 0
 420 Final MLB, PRI ISDN, & Centrex EU Rate Input; but for col.c thru f: if r100="N/A", 0

Final EU Revenue

500 Final Total Primary Res & SLB & LifeLine EU Rev r400 * CAP1r100
 510 Final Total NonPrim Res & BRI ISDN EU Revenu r410 * CAP1r110
 520 Final Total MLB, PRI ISDN, & Centrex EU Revent r420 * CAP1r120
 530 Final Total End User Revenue r500 + r510 + r520

600 Actual vs. Allowable Revenue: Over-recovery or (Under-recovery) r530 - r130

Source

For rows 100&105: If CAP1r1110="Yes"

100 Pooling Amount? Input
 105 CAP Form containing final EUCL Rates? CAP1r1130

MLB Pooled Rates for CAP1 & CAP2 Forms

For rows 110 to 220: If CAP4r105="CAF

110 MLB, PRI ISDN & Centrex EUCL Cap CAP1r420
 120 MLB, PRI & Centrex EUCL Rate if r105="CAP1", r110; ="CAP2",CAP2r420;
 130 MLB, PRI ISDN Revenue below EUCL CAP (r110-r120)*(CAP1r120)
 140 Pooling revenue to be recovered from MLB EUCL Min(r130,r100)
 150 MLB EUCL rate r120+(r140/CAP1r120)
 155 MLB EUCL Revenue r150 * (CAP1r120)

160 Remaining Pooling Revenues r100 - r140

170 MLB PICC Cap CAP1r430
 180 Maximum Average MLB, PRI & Centrex PICC Rate CAP1r830
 190 MLB PICC Revenue below CAP (r170-r180)*(CAP1(r200+r210/9+r220))
 200 Pooling revenue to be recovered from MLB PICC Min(r190,r160)
 210 MLB PICC rate r180+(r200/CAP1(r200+r210/9+r220))
 220 MLB PICC Revenue r 210 * (CAP1(r200+r210/9+r220))

MLB Pooled EU Rates for CAP3

For rows 300 to 400: If CAP4r105="CAF

300 Total MLB&PRI ISDN lines (include both PRI * 5) CAP1r120
 310 CAP3 Final MLB, PRI ISDN, & Centrex EU Rate if r105="CAP3",CAP3r420; else r105
 320 CAP3 Final Total MLB, PRI ISDN, & Centrex EU Rate CAP3r520
 330 CAP3 Final MLB Rate adjusted for Pooling amount a: min(330b.f) b-f:(sum(r310b.f)+r100a)/sum(r300b.f)
 340 Final MLB, PRI ISDN & Centrex EU Rate with Pooling a: max(r310,r330a)
 350 MLB EUCL Revenue r300*r340

400 Un-recovered Pool Revenues if CAP1r1110="No", then "No Pooling"; else
 if r105="CAP3", then r100+r320-r350;
 if r105="Juris", then r100+r320-r350-r140;
 else r160-r200

Source

100 Maximum CMT Revenue	CAP1r600
110 Total USAC Receipts	CAP1r660
125 Pooling Revenues	if CAP1r1110 = "Yes", CAP4r100
130 Maximum Recoverable Revenue	r100 - r110 + r125
200 Final Total Primary Res & SLB & LifeLine EU Revenue	if CAP1r1130 = "CAP1", CAP1r610 if CAP1r1130 = "CAP2", CAP2r500 if CAP1r1130 = "CAP3", CAP3r500 if CAP1r1130="Juris",CAP1r1140+CAP2r500+CAP3r500
210 Final Total NonPrim Res & BRI ISDN EU Revenue	if CAP1r1130 = "CAP1", CAP1r620 if CAP1r1130 = "CAP2", CAP2r510 if CAP1r1130 = "CAP3", CAP3r510 if CAP1r1130="Juris",CAP1r1150+CAP2r510+CAP3r510
220 Final Total MLB, PRI ISDN, & Centrex EU Revenue	if CAP1r1110="Yes"&: if CAP1r1130="CAP1" or "CAP2", CAP4r155 if CAP1r1130="CAP3", CAP4r350a if CAP1r1130="Juris", CAP4(r155+r350a) if CAP1r1110="No"&: if CAP1r1130="CAP1", CAP1r630 if CAP1r1130="CAP2", CAP2r520 if CAP1r1130="CAP3", CAP3r520 if CAP1r1130="Juris", CAP1r1160+CAP2r520+CAP3r520
300 Final Total EUCL Revenue	r200 + r210 + r220
310 Final Total PICC Revenue	if CAP1r1110="Yes"&CAP1r1130<>"CAP3", CAP4 r220; else CAP1r860
320 Final Total CCL Revenue	CAP1r995
400 Final Total Recovered Revenue	r300 + r310 + r320
500 Allowable Revenue Over-recovery/(Under-recovery)	r400-r130
600 Nonrecoverable from PICC and CCL	CAP1r950-CAP1r995

CAP-1 ANALYZE

Filing Date: 06/16/2014
Filing Entity: CNAR - CenturyTel of Arkansas, Inc.
Transmittal Number: 56
June 16, 2014 Annual Price Cap Filing (CNARAN14.XLS)
Page 1 of 2

Source

EUCL Demand Inputs

100 Total Primary Res & SLB & LifeLine Lines	RTE1: b:r102a;c:r112a;d:r122a;e:r132a;f:r142a
110 Total NonPrim Res & BRI ISDN Lines	RTE1: b:r104a;c:r114a;d:r124a;e:r134a;f:r144a
120 Total MLB&PRI ISDN (include PRI * 5, & Include	RTE1: b:r106a;c:r116a;d:r126a;e:r136a;f:r146a
130 Total Local Exchange Lines	r100+r110+r120

PICC Demand Inputs

200 Total MLB&PRI ISDN (include PRI * 5, & exclude	RTE1r155a
210 Total Business Centrex Lines in groups with 9 or 1	Input
220 Total Business Groups with less than 9 lines in th	Input

MOU Demand Inputs

300 Total Terminating Premium MOU	RTE1r161a
310 Total Terminating Non-Premium MOU	RTE1r163a
320 Total Terminating Chargeable MOU	r300+.45*r310
330 Total Originating Premium MOU	RTE1r165a
340 Total Originating Non-Premium MOU	RTE1r167a
350 Total Originating Chargeable MOU	r330+.45*r340

SLC/PICC Caps

400 PR, Lifeline & SLB EU Cap	Input
410 NonPrimary Res & BRI EU Cap	Input
420 MLB, PRI & Centrex EU Cap	Input
430 MLB PICC Rate as of Dec. 29, 2011	Input

CMT Revenue

440 Current MaxCMT Rev perLine (from previous filin	Input (r460 from prev filing)
---	-------------------------------

450 Total CMT Exogenous Cost Factor $((R+\delta Z)/R)((EXG1r160s/r130a)/r440a)+1$

460 Proposed Maximum CMT Revenue Per Line	r440*r450
---	-----------

CAP-1 ANALYZE

Filing Date: 06/16/2014
 Filing Entity: CNAR - CenturyTel of Arkansas, Inc.
 Transmittal Number: 56
 June 16, 2014 Annual Price Cap Filing (CNARAN14.XLS)
 Page 2 of 2

Source

CMT Revenue Vs EU Revenue at Max. Allowable Rates

600 Proposed Maximum CMT Revenue	r460 * r130
610 Maximum Allowable PR, Lifeline & SLB EU Revenue	r400 * r100
620 Maximum Allowable NonPrimary Res & BRI EU Revenue	r410 * r110
630 Maximum Allowable MLB, PRI & Centrex EU Revenue	r420 * r120
640 Total Maximum Allowable EU Revenue	r610 + r620 + r630
650 Remaining CMT Revenue/(CMT Over-recovery)	r600 - r640
652 Maximum Allowable PICC Revenue	r430*(r200+r210/9+r220)
660 Total USAC Receipts (at t)	RTE1r185f

680 Remaining Recoverable Revenue/(Total over-recovery) r650-r660

Calculation of PICC for MultiLine Business, PRI ISDN, & Centrex Lines

800 MLB, PRI & Centrex PICC Rate (Dec. 29, 2011)	r430
810 MLB, PRI & Centrex PICC Revenue Target	if r680>0 then r680 else 0
820 MLB, PRI & Centrex PICC Target Rate	r810 / (r200 + r210/9 + r220)
830 Maximum Average MLB, PRI & Centrex PICC Rate	Min(r800,r820)
840 Maximum MLB & PRI PICC Revenue	r830 * r200
850 Maximum Centrex PICC Revenue	r830 * (r210/9 + r220)
860 Total Maximum PICC Revenue (Proposed)	r840 + r850

Calculation of CCL Rates and Revenue

940 Prem. Originating MOU Rate as of Dec. 29, 2011	Input
945 Prem. Terminating MOU Rate as of Dec. 29, 2011	Input
950 Maximum CCL Revenue	r810 - r860
960 Maximum CCL Originating Rate	Min(r940, r950/r350)
970 Maximum CCL Terminating Rate	Min(r945,(r950 - (r350*r960))/r320)
980 Maximum Originating CCL Revenue	r960 * r350
990 Maximum Terminating CCL Revenue	r970 * r320
995 Total Maximum CCL Revenue	r980 + r990

EU Pricing Decision

1100 Is Deaveraging of EUCL Rates Possible?	if r680>0,"No","Yes"
1110 Do you have Pooling Revenues?	from A sheet, CAP1r1110
1120 Are you going to deaverage EUCL Rates by zone	Input (If r1100 = "No" you must input "No")
1130 CAP Form containing final EUCL Rates	if r680>0,CAP1; if r1120=No,CAP2; elseCAP3

1140 Maximum Allowable PR, Lifeline & SLB EU Revenue	if r1130=CAP1,r610;else1130
1150 Maximum Allowable NonPrimary Res & BRI EU Revenue	if r1130=CAP1,r620;else1130
1160 Maximum Allowable MLB, PRI & Centrex EU Revenue	if r1130=CAP1,r630;else1130

CAP-2 ANALYZE

Filing Date: 06/16/2014
 Filing Entity: CNAR - CenturyTel of Arkansas, Inc.
 Transmittal Number: 56
 June 16, 2014 Annual Price Cap Filing (CNARAN14.XLS)
 Page 1 of 1

Source

Calculation of Maximum Recoverable Revenue For all rows: if CAP1r1130="CAP2", use

100 Maximum CMT Revenue	CAP1r600
110 Total USAC Receipts (at t)	CAP1r660
130 Maximum Recoverable Revenue	r100 - r110

Maximum Allowable EU Rates

200 Max. Allowable Primary Res, Lifeline, & SLB EU R	CAP1r400 if CAP1r1130=CAP2
210 Max. Allowable NonPrimary Res & BRI ISDN EU R	CAP1r410 if CAP1r1130=CAP2
220 Max. Allowable MLB, PRI ISDN, & Centrex EU R	CAP1r420 if CAP1r1130=CAP2

Final EU Rates (Manually Input)

400 Final Primary Res, Lifeline, & SLB EU Rate	Input
410 Final NonPrim Res & BRI ISDN EU Rate	Input
420 Final MLB, PRI ISDN, & Centrex EU Rate	Input

Final EU Revenue

500 Final Total Primary Res & SLB & LifeLine EU Rev	r400 * CAP1r100
510 Final Total NonPrim Res & BRI ISDN EU Revenue	r410 * CAP1r110
520 Final Total MLB, PRI ISDN, & Centrex EU Revenue	r420 * CAP1r120
530 Final Total End User Revenue	r500 + r510 + r520
600 Actual vs. Allowable Revenue: Over-recovery or (Under-recovery)	r530 - r130

CAP-3 ANALYZE

Filing Date: 06/16/2014
 Filing Entity: CNAR - CenturyTel of Arkansas, Ir
 Transmittal Number: 56
 June 16, 2014 Annual Price Cap Filing (CNARAN14.XLS)
 Page 1 of 1

Source

Calculation of Maximum Recoverable Revenue For all rows: if CAP1r1130="CAP3", use

100 Maximum CMT Revenue CAP1r600
 110 Total USAC Receipts CAP1r660

130 Maximum Recoverable Revenue r100 - r110

Inputs for Calculation of Minimum and Maximum Allowable Deaveraged Rates

200 Total Local Exchange Lines CAP1r130
 210 Unbundled Loop & Line Port Rate (State Approve Input if CAP1r1130=CAP3; else, CAP1r1130
 220 Interstate UNE Rate r210*.25 if CAP1r1130=CAP3
 230 Interstate UNE Revenues r200 * r220
 240 Maximum CMT Revenue (using Max CMT Rev/Lir CAP1r600
 250 Average Price Cap CMT Rev to be Recovered pe CAP1r460 if CAP1r1130=CAP3
 260 Price Cap CMT Revenue by Zone r200 * r250
 270 Uniform Rate Adjustment Factor (r260 - r230) / r 200

Minimum Deaveraged EU Charge Developmen

300 Zone Average Revenue Per Line r270a+r220 if CAP1r1130=CAP3
 310 Preliminary Minimum Deaveraged EU Charge Minimum value in r300
 320 Explicit Subsidy Support from USAC (at t) CAP1r660
 330 Study Area above CAP Benchmark Revenues If r300>9.2,(r300-7)*CAP1r(100+110)+(r300-9.2)*
 CAP1r120; if 9.2>=r300>7,(r300-7)*CAP1r(100+110)
 else 0
 340 Over Cap Revenues Max(0, (r330 - r320))
 350 Interim Calculations only (do not represent Zone r Interim calcs only (used in r360, r375, r385)
 360 Minimum Deavgd PR, Lifeline, SLB EU Rate Min(r350a,CAP1r400)if CAP1r1130=CAP3
 370 Maximum Deavgd PR, Lifeline, SLB EU Rate CAP1r400 if CAP1r1130=CAP3
 375 Minimum Deavgd NPR & BRI ISDN EU Rate Min(r350a,CAP1r410)if CAP1r1130=CAP3
 380 Maximum Deavgd NPR & BRI ISDN EU Rate CAP1r410 if CAP1r1130=CAP3
 385 Minimum Deavgd MLB, PRI, Centrex EU Rate Min(r350a,CAP1r420)if CAP1r1130=CAP3
 390 Maximum Deavgd MLB, PRI, Centrex EU Rate CAP1r420 if CAP1r1130=CAP3

Final EU Rates (Manually Input)

400 Final Primary Res, Lifeline, & SLB EU Rate Input; but for col.c thru f: if r100="N/A", 0
 410 Final NonPrim Res & BRI ISDN EU Rate Input; but for col.c thru f: if r100="N/A", 0
 420 Final MLB, PRI ISDN, & Centrex EU Rate Input; but for col.c thru f: if r100="N/A", 0

Final EU Revenue

500 Final Total Primary Res & SLB & LifeLine EU Rev r400 * CAP1r100
 510 Final Total NonPrim Res & BRI ISDN EU Revenu r410 * CAP1r110
 520 Final Total MLB, PRI ISDN, & Centrex EU Revent r420 * CAP1r120
 530 Final Total End User Revenue r500 + r510 + r520
 600 Actual vs. Allowable Revenue: Over-recovery or (Under-recovery) r530 - r130

CAP-4 ANALYZE

Filing Date: 06/16/2014
 Filing Entity: CNAR - CenturyTel of Arkansas, Inc.
 Transmittal Number: 56
 June 16, 2014 Annual Price Cap Filing (CNARAN14.XLS)
 Page 1 of 1

Source

100 Pooling Amount? For rows 100&105: If CAP1r1110="Yes"
 Input
 105 CAP Form containing final EUCL Rates? CAP1r1130

MLB Pooled Rates for CAP1 & CAP2 Forms For rows 110 to 220: If CAP4r105="CAF
 110 MLB, PRI ISDN & Centrex EUCL Cap CAP1r420
 120 MLB, PRI & Centrex EUCL Rate if r105="CAP1", r110; ="CAP2",CAP2r420;

130 MLB, PRI ISDN Revenue below EUCL CAP (r110-r120)*(CAP1r120)
 140 Pooling revenue to be recovered from MLB EUCL Min(r130,r100)
 150 MLB EUCL rate r120+(r140/CAP1r120)
 155 MLB EUCL Revenue r150 * (CAP1r120)

160 Remaining Pooling Revenues r100 - r140

170 MLB PICC Cap CAP1r430
 180 Maximum Average MLB, PRI & Centrex PICC Rate CAP1r830
 190 MLB PICC Revenue below CAP (r170-r180)*(CAP1(r200+r210/9+r220))
 200 Pooling revenue to be recovered from MLB PICC Min(r190,r160)
 210 MLB PICC rate r180+(r200/CAP1(r200+r210/9+r220))
 220 MLB PICC Revenue r 210 * (CAP1(r200+r210/9+r220))

MLB Pooled EU Rates for CAP3 For rows 300 to 400: If CAP4r105="CAF
 300 Total MLB&PRI ISDN lines (include both PRI * 5) CAP1r120
 310 CAP3 Final MLB, PRI ISDN, & Centrex EU Rate if r105="CAP3",CAP3r420; else r105
 320 CAP3 Final Total MLB, PRI ISDN, & Centrex EU Rate CAP3r520
 330 CAP3 Final MLB Rate adjusted for Pooling amount a: min(330b.f) b-f:(sum(r310b.f)+r100a)/sum(r300b.f)
 340 Final MLB, PRI ISDN & Centrex EU Rate with Pooling a: max(r310,r330a)
 350 MLB EUCL Revenue r300*r340

400 Un-recovered Pool Revenues if CAP1r1110="No", then "No Pooling"; else
 if r105="CAP3", then r100+r320-r350;
 if r105="Juris", then r100+r320-r350-r140;
 else r160-r200

CAP-5 ANALYZE

Filing Date: 06/16/2014

Filing Entity: CNAR - CenturyTel of Arkansas, Inc

Transmittal Number: 56

June 16, 2014 Annual Price Cap Filing (CNARAN14.XLS)

Page 1 of 1

Source

100 Maximum CMT Revenue	CAP1r600
110 Total USAC Receipts	CAP1r660
125 Pooling Revenues	if CAP1r1110 = "Yes", CAP4r100
130 Maximum Recoverable Revenue	r100 - r110 + r125
200 Final Total Primary Res & SLB & LifeLine EU Revenue	if CAP1r1130 = "CAP1", CAP1r610 if CAP1r1130 = "CAP2", CAP2r500 if CAP1r1130 = "CAP3", CAP3r500 if CAP1r1130="Juris",CAP1r1140+CAP2r500+CAP3r500
210 Final Total NonPrim Res & BRI ISDN EU Revenue	if CAP1r1130 = "CAP1", CAP1r620 if CAP1r1130 = "CAP2", CAP2r510 if CAP1r1130 = "CAP3", CAP3r510 if CAP1r1130="Juris",CAP1r1150+CAP2r510+CAP3r510
220 Final Total MLB, PRI ISDN, & Centrex EU Revenue	if CAP1r1110="Yes"&: if CAP1r1130="CAP1" or "CAP2", CAP4r155 if CAP1r1130="CAP3", CAP4r350a if CAP1r1130="Juris", CAP4(r155+r350a) if CAP1r1110="No"&: if CAP1r1130="CAP1", CAP1r630 if CAP1r1130="CAP2", CAP2r520 if CAP1r1130="CAP3", CAP3r520 if CAP1r1130="Juris", CAP1r1160+CAP2r520+CAP3r520
300 Final Total EUCL Revenue	r200 + r210 + r220
310 Final Total PICC Revenue	if CAP1r1110="Yes"&CAP1r1130<>"CAP3", CAP4 r220; else CAP1r860
320 Final Total CCL Revenue	CAP1r995
400 Final Total Recovered Revenue	r300 + r310 + r320
500 Allowable Revenue Over-recovery/(Under-recovery)	r400-r130
600 Nonrecoverable from PICC and CCL	CAP1r950-CAP1r995

ANALYZER - Juris
Filing Date: 06/16/2014
Filing Entity: CNAR - CenturyTel of Arkansas, Inc.
Transmittal Number: 56
June 16, 2014 Annual Price Cap Filing (CNARAN14.XLS)
Page 2 of 18

COMMON LINE-----

Maximum Premium Rates (from CAP1)

Prim Res, Lifeline, & SLB EUCL
NonPrim Res & BRI ISDN EUCL
MLB & PRI ISDN EUCL
MLB & PRI ISDN PICC
Prem Orig per MOU: Common Line
Prem Term per MOU: Common Line

Deaveraging Checks (from CAP3):

Zone Progression Checks:

Primary Res, SLB, & LifeLine
NonPrimary Res & BRI ISDN
MLB, PRI ISDN, & Centrex

Zone Minimum Pricing Checks:

Primary Res, SLB, & LifeLine
NonPrimary Res & BRI ISDN
MLB, PRI ISDN, & Centrex

Zone Maximum Pricing Checks:

Primary Res, SLB, & LifeLine
NonPrimary Res & BRI ISDN
MLB, PRI ISDN, & Centrex

Class of Service Checks:

Zone A
Zone B
Zone C
Zone D
Other Zone

Proposed Revenues (from CAP5)

Prim Res, Lifeline, & SLB EUCL (Sum)
NonPrim Res & BRI ISDN EUCL (Sum)
MLB & PRI ISDN EUCL (Sum)
PICC Revenue
CCL Revenue
Total CMT Revenue
Allowable CMT Revenue

Diff. between Allowable & Calc'd Revenues

LEC CMT Revenue Too High?
FCC CMT Revenue Too High?

CAP-1 ANALYZE

Filing Date: 06/16/2014
Filing Entity: CNAR - CenturyTel of Arkansas, Inc.
Transmittal Number: 56
June 16, 2014 Annual Price Cap Filing (CNARAN14.XLS)
Page 1 of 2

Source

EUCL Demand Inputs

100 Total Primary Res & SLB & LifeLine Lines	RTE1: b:r102a;c:r112a;d:r122a;e:r132a;f:r142a
110 Total NonPrim Res & BRI ISDN Lines	RTE1: b:r104a;c:r114a;d:r124a;e:r134a;f:r144a
120 Total MLB&PRI ISDN (include PRI * 5, & Include	RTE1: b:r106a;c:r116a;d:r126a;e:r136a;f:r146a
130 Total Local Exchange Lines	r100+r110+r120

PICC Demand Inputs

200 Total MLB&PRI ISDN (include PRI * 5, & exclude	RTE1r155a
210 Total Business Centrex Lines in groups with 9 or more lines in the group	Input
220 Total Business Groups with less than 9 lines in the group	Input

MOU Demand Inputs

300 Total Terminating Premium MOU	RTE1r161a
310 Total Terminating Non-Premium MOU	RTE1r163a
320 Total Terminating Chargeable MOU	r300+.45*r310
330 Total Originating Premium MOU	RTE1r165a
340 Total Originating Non-Premium MOU	RTE1r167a
350 Total Originating Chargeable MOU	r330+.45*r340

SLC/PICC Caps

400 PR, Lifeline & SLB EU Cap	Input
410 NonPrimary Res & BRI EU Cap	Input
420 MLB, PRI & Centrex EU Cap	Input
430 MLB PICC Rate as of Dec. 29, 2011	Input

CMT Revenue

440 Current MaxCMT Rev perLine (from previous filing)	Input (r460 from prev filing)
---	-------------------------------

450 Total CMT Exogenous Cost Factor $((R+\delta Z)/R)((EXG1r160s/r130a)/r440a)+1$

460 Proposed Maximum CMT Revenue Per Line	r440*r450
---	-----------

CAP-1 ANALYZE

Filing Date: 06/16/2014
 Filing Entity: CNAR - CenturyTel of Arkansas, Inc.
 Transmittal Number: 56
 June 16, 2014 Annual Price Cap Filing (CNARAN14.XLS)
 Page 2 of 2

Source

CMT Revenue Vs EU Revenue at Max. Allowable Rates

600 Proposed Maximum CMT Revenue	r460 * r130
610 Maximum Allowable PR, Lifeline & SLB EU Revenue	r400 * r100
620 Maximum Allowable NonPrimary Res & BRI EU Revenue	r410 * r110
630 Maximum Allowable MLB, PRI & Centrex EU Revenue	r420 * r120
640 Total Maximum Allowable EU Revenue	r610 + r620 + r630
650 Remaining CMT Revenue/(CMT Over-recovery)	r600 - r640
652 Maximum Allowable PICC Revenue	r430*(r200+r210/9+r220)
660 Total USAC Receipts (at t)	RTE1r185f

680 Remaining Recoverable Revenue/(Total over-recovery) r650-r660

Calculation of PICC for MultiLine Business, PRI ISDN, & Centrex Lines

800 MLB, PRI & Centrex PICC Rate (Dec. 29, 2011)	r430
810 MLB, PRI & Centrex PICC Revenue Target	if r680>0 then r680 else 0
820 MLB, PRI & Centrex PICC Target Rate	r810 / (r200 + r210/9 + r220)
830 Maximum Average MLB, PRI & Centrex PICC Rate	Min(r800,r820)
840 Maximum MLB & PRI PICC Revenue	r830 * r200
850 Maximum Centrex PICC Revenue	r830 * (r210/9 + r220)
860 Total Maximum PICC Revenue (Proposed)	r840 + r850

Calculation of CCL Rates and Revenue

940 Prem. Originating MOU Rate as of Dec. 29, 2011	Input
945 Prem. Terminating MOU Rate as of Dec. 29, 2011	Input
950 Maximum CCL Revenue	r810 - r860
960 Maximum CCL Originating Rate	Min(r940, r950/r350)
970 Maximum CCL Terminating Rate	Min(r945,(r950 - (r350*r960))/r320)
980 Maximum Originating CCL Revenue	r960 * r350
990 Maximum Terminating CCL Revenue	r970 * r320
995 Total Maximum CCL Revenue	r980 + r990

EU Pricing Decision

1100 Is Deaveraging of EUCL Rates Possible?	if r680>0,"No","Yes"
1110 Do you have Pooling Revenues?	from A sheet, CAP1r1110
1120 Are you going to deaverage EUCL Rates by zone	Input (If r1100 = "No" you must input "No")
1130 CAP Form containing final EUCL Rates	if r680>0,CAP1; if r1120=No,CAP2; elseCAP3

1140 Maximum Allowable PR, Lifeline & SLB EU Revenue	if r1130=CAP1,r610;else1130
1150 Maximum Allowable NonPrimary Res & BRI EU Revenue	if r1130=CAP1,r620;else1130
1160 Maximum Allowable MLB, PRI & Centrex EU Revenue	if r1130=CAP1,r630;else1130

CAP-2 ANALYZE

Filing Date: 06/16/2014
 Filing Entity: CNAR - CenturyTel of Arkansas, Inc.
 Transmittal Number: 56
 June 16, 2014 Annual Price Cap Filing (CNARAN14.XLS)
 Page 1 of 1

Source

Calculation of Maximum Recoverable Revenue For all rows: if CAP1r1130="CAP2", use

100 Maximum CMT Revenue	CAP1r600
110 Total USAC Receipts (at t)	CAP1r660
130 Maximum Recoverable Revenue	r100 - r110

Maximum Allowable EU Rates

200 Max. Allowable Primary Res, Lifeline, & SLB EU R	CAP1r400 if CAP1r1130=CAP2
210 Max. Allowable NonPrimary Res & BRI ISDN EU R	CAP1r410 if CAP1r1130=CAP2
220 Max. Allowable MLB, PRI ISDN, & Centrex EU R	CAP1r420 if CAP1r1130=CAP2

Final EU Rates (Manually Input)

400 Final Primary Res, Lifeline, & SLB EU Rate	Input
410 Final NonPrim Res & BRI ISDN EU Rate	Input
420 Final MLB, PRI ISDN, & Centrex EU Rate	Input

Final EU Revenue

500 Final Total Primary Res & SLB & LifeLine EU Rev	r400 * CAP1r100
510 Final Total NonPrim Res & BRI ISDN EU Revenue	r410 * CAP1r110
520 Final Total MLB, PRI ISDN, & Centrex EU Revenue	r420 * CAP1r120
530 Final Total End User Revenue	r500 + r510 + r520
600 Actual vs. Allowable Revenue: Over-recovery or (Under-recovery)	r530 - r130

CAP-3 ANALYZE

Filing Date: 06/16/2014
 Filing Entity: CNAR - CenturyTel of Arkansas, Ir
 Transmittal Number: 56
 June 16, 2014 Annual Price Cap Filing (CNARAN14.XLS)
 Page 1 of 1

Source

Calculation of Maximum Recoverable Revenue For all rows: if CAP1r1130="CAP3", use

100 Maximum CMT Revenue CAP1r600
 110 Total USAC Receipts CAP1r660

130 Maximum Recoverable Revenue r100 - r110

Inputs for Calculation of Minimum and Maximum Allowable Deaveraged Rates

200 Total Local Exchange Lines CAP1r130
 210 Unbundled Loop & Line Port Rate (State Approve Input if CAP1r1130=CAP3; else, CAP1r1130
 220 Interstate UNE Rate r210*.25 if CAP1r1130=CAP3
 230 Interstate UNE Revenues r200 * r220
 240 Maximum CMT Revenue (using Max CMT Rev/Lir CAP1r600
 250 Average Price Cap CMT Rev to be Recovered pe CAP1r460 if CAP1r1130=CAP3
 260 Price Cap CMT Revenue by Zone r200 * r250
 270 Uniform Rate Adjustment Factor (r260 - r230) / r 200

Minimum Deaveraged EU Charge Developmen

300 Zone Average Revenue Per Line r270a+r220 if CAP1r1130=CAP3
 310 Preliminary Minimum Deaveraged EU Charge Minimum value in r300
 320 Explicit Subsidy Support from USAC (at t) CAP1r660
 330 Study Area above CAP Benchmark Revenues If r300>9.2,(r300-7)*CAP1r(100+110)+(r300-9.2)*
 CAP1r120; if 9.2>=r300>7,(r300-7)*CAP1r(100+110)
 else 0
 340 Over Cap Revenues Max(0, (r330 - r320))
 350 Interim Calculations only (do not represent Zone r Interim calcs only (used in r360, r375, r385)
 360 Minimum Deavgd PR, Lifeline, SLB EU Rate Min(r350a,CAP1r400)if CAP1r1130=CAP3
 370 Maximum Deavgd PR, Lifeline, SLB EU Rate CAP1r400 if CAP1r1130=CAP3
 375 Minimum Deavgd NPR & BRI ISDN EU Rate Min(r350a,CAP1r410)if CAP1r1130=CAP3
 380 Maximum Deavgd NPR & BRI ISDN EU Rate CAP1r410 if CAP1r1130=CAP3
 385 Minimum Deavgd MLB, PRI, Centrex EU Rate Min(r350a,CAP1r420)if CAP1r1130=CAP3
 390 Maximum Deavgd MLB, PRI, Centrex EU Rate CAP1r420 if CAP1r1130=CAP3

Final EU Rates (Manually Input)

400 Final Primary Res, Lifeline, & SLB EU Rate Input; but for col.c thru f: if r100="N/A", 0
 410 Final NonPrim Res & BRI ISDN EU Rate Input; but for col.c thru f: if r100="N/A", 0
 420 Final MLB, PRI ISDN, & Centrex EU Rate Input; but for col.c thru f: if r100="N/A", 0

Final EU Revenue

500 Final Total Primary Res & SLB & LifeLine EU Rev r400 * CAP1r100
 510 Final Total NonPrim Res & BRI ISDN EU Revenu r410 * CAP1r110
 520 Final Total MLB, PRI ISDN, & Centrex EU Revent r420 * CAP1r120
 530 Final Total End User Revenue r500 + r510 + r520
 600 Actual vs. Allowable Revenue: Over-recovery or (Under-recovery) r530 - r130

CAP-4 ANALYZE

Filing Date: 06/16/2014
 Filing Entity: CNAR - CenturyTel of Arkansas, Inc.
 Transmittal Number: 56
 June 16, 2014 Annual Price Cap Filing (CNARAN14.XLS)
 Page 1 of 1

Source

100 Pooling Amount? For rows 100&105: If CAP1r1110="Yes"
 Input
 105 CAP Form containing final EUCL Rates? CAP1r1130

MLB Pooled Rates for CAP1 & CAP2 Forms For rows 110 to 220: If CAP4r105="CAF
 110 MLB, PRI ISDN & Centrex EUCL Cap CAP1r420
 120 MLB, PRI & Centrex EUCL Rate if r105="CAP1", r110; ="CAP2",CAP2r420;

130 MLB, PRI ISDN Revenue below EUCL CAP (r110-r120)*(CAP1r120)
 140 Pooling revenue to be recovered from MLB EUCL Min(r130,r100)
 150 MLB EUCL rate r120+(r140/CAP1r120)
 155 MLB EUCL Revenue r150 * (CAP1r120)

160 Remaining Pooling Revenues r100 - r140

170 MLB PICC Cap CAP1r430
 180 Maximum Average MLB, PRI & Centrex PICC Rate CAP1r830
 190 MLB PICC Revenue below CAP (r170-r180)*(CAP1(r200+r210/9+r220))
 200 Pooling revenue to be recovered from MLB PICC Min(r190,r160)
 210 MLB PICC rate r180+(r200/CAP1(r200+r210/9+r220))
 220 MLB PICC Revenue r 210 * (CAP1(r200+r210/9+r220))

MLB Pooled EU Rates for CAP3 For rows 300 to 400: If CAP4r105="CAF
 300 Total MLB&PRI ISDN lines (include both PRI * 5) CAP1r120
 310 CAP3 Final MLB, PRI ISDN, & Centrex EU Rate if r105="CAP3",CAP3r420; else r105
 320 CAP3 Final Total MLB, PRI ISDN, & Centrex EU Rate CAP3r520
 330 CAP3 Final MLB Rate adjusted for Pooling amount a: min(330b.f) b-f:(sum(r310b.f)+r100a)/sum(r300b.f)
 340 Final MLB, PRI ISDN & Centrex EU Rate with Pooling a: max(r310,r330a)
 350 MLB EUCL Revenue r300*r340

400 Un-recovered Pool Revenues if CAP1r1110="No", then "No Pooling"; else
 if r105="CAP3", then r100+r320-r350;
 if r105="Juris", then r100+r320-r350-r140;
 else r160-r200

CAP-5 ANALYZE

Filing Date: 06/16/2014

Filing Entity: CNAR - CenturyTel of Arkansas, Inc

Transmittal Number: 56

June 16, 2014 Annual Price Cap Filing (CNARAN14.XLS)

Page 1 of 1

Source

100 Maximum CMT Revenue	CAP1r600
110 Total USAC Receipts	CAP1r660
125 Pooling Revenues	if CAP1r1110 = "Yes", CAP4r100
130 Maximum Recoverable Revenue	r100 - r110 + r125
200 Final Total Primary Res & SLB & LifeLine EU Revenue	if CAP1r1130 = "CAP1", CAP1r610 if CAP1r1130 = "CAP2", CAP2r500 if CAP1r1130 = "CAP3", CAP3r500 if CAP1r1130="Juris",CAP1r1140+CAP2r500+CAP3r500
210 Final Total NonPrim Res & BRI ISDN EU Revenue	if CAP1r1130 = "CAP1", CAP1r620 if CAP1r1130 = "CAP2", CAP2r510 if CAP1r1130 = "CAP3", CAP3r510 if CAP1r1130="Juris",CAP1r1150+CAP2r510+CAP3r510
220 Final Total MLB, PRI ISDN, & Centrex EU Revenue	if CAP1r1110="Yes"&: if CAP1r1130="CAP1" or "CAP2", CAP4r155 if CAP1r1130="CAP3", CAP4r350a if CAP1r1130="Juris", CAP4(r155+r350a) if CAP1r1110="No"&: if CAP1r1130="CAP1", CAP1r630 if CAP1r1130="CAP2", CAP2r520 if CAP1r1130="CAP3", CAP3r520 if CAP1r1130="Juris", CAP1r1160+CAP2r520+CAP3r520
300 Final Total EUCL Revenue	r200 + r210 + r220
310 Final Total PICC Revenue	if CAP1r1110="Yes"&CAP1r1130<>"CAP3", CAP4 r220; else CAP1r860
320 Final Total CCL Revenue	CAP1r995
400 Final Total Recovered Revenue	r300 + r310 + r320
500 Allowable Revenue Over-recovery/(Under-recovery)	r400-r130
600 Nonrecoverable from PICC and CCL	CAP1r950-CAP1r995

ANALYZER - Juris
Filing Date: 06/16/2014
Filing Entity: CNAR - CenturyTel of Arkansas, Inc.
Transmittal Number: 56
June 16, 2014 Annual Price Cap Filing (CNARAN14.XLS)
Page 2 of 18

COMMON LINE-----

Maximum Premium Rates (from CAP1)

Prim Res, Lifeline, & SLB EUCL
NonPrim Res & BRI ISDN EUCL
MLB & PRI ISDN EUCL
MLB & PRI ISDN PICC
Prem Orig per MOU: Common Line
Prem Term per MOU: Common Line

Deaveraging Checks (from CAP3):

Zone Progression Checks:
Primary Res, SLB, & LifeLine
NonPrimary Res & BRI ISDN
MLB, PRI ISDN, & Centrex

Zone Minimum Pricing Checks:

Primary Res, SLB, & LifeLine
NonPrimary Res & BRI ISDN
MLB, PRI ISDN, & Centrex

Zone Maximum Pricing Checks:

Primary Res, SLB, & LifeLine
NonPrimary Res & BRI ISDN
MLB, PRI ISDN, & Centrex

Class of Service Checks:

Zone A
Zone B
Zone C
Zone D
Other Zone

Proposed Revenues (from CAP5)

Prim Res, Lifeline, & SLB EUCL (Sum)
NonPrim Res & BRI ISDN EUCL (Sum)
MLB & PRI ISDN EUCL (Sum)
PICC Revenue
CCL Revenue
Total CMT Revenue
Allowable CMT Revenue

Diff. between Allowable & Calc'd Revenues

LEC CMT Revenue Too High?
FCC CMT Revenue Too High?

ough 374.
and/or CCL should be entered in rows 15 thru 374. COSAs with jurisdictionally separate SLCs, PICCs, and/or

Price Cap Tariff Review Plan
 Calculation of EUCL Limits, PICC Rate and CCL Rates

Total Jurisdiction (a)	No Zone / Zone A (b)	Zone B (c)	Zone C (d)	Zone D (e)	Other Zone * (f)
0	0	0	0	0	0
0	0	0	0	0	0
0	0	0	0	0	0
0	0	0	0	0	0
0	N/A	N/A	N/A	N/A	N/A
0	N/A	N/A	N/A	N/A	N/A
0	N/A	N/A	N/A	N/A	N/A
0	N/A	N/A	N/A	N/A	N/A
0	N/A	N/A	N/A	N/A	N/A
0	N/A	N/A	N/A	N/A	N/A
0	N/A	N/A	N/A	N/A	N/A
6.50	N/A	N/A	N/A	N/A	N/A
7.00	N/A	N/A	N/A	N/A	N/A
9.20	N/A	N/A	N/A	N/A	N/A
0.000000	N/A	N/A	N/A	N/A	N/A
1.000000	N/A	N/A	N/A	N/A	N/A
1.000000	N/A	N/A	N/A	N/A	N/A
0.000000	N/A	N/A	N/A	N/A	N/A

Price Cap Tariff Review Plan
 Calculation of EUCL Limits, PICC Rate and CCL Rates

Total Jurisdiction (a)	No Zone / Zone A (b)	Zone B (c)	Zone C (d)	Zone D (e)	Other Zone * (f)
0	N/A	N/A	N/A	N/A	N/A
0	N/A	N/A	N/A	N/A	N/A
0	N/A	N/A	N/A	N/A	N/A
0	N/A	N/A	N/A	N/A	N/A
0	N/A	N/A	N/A	N/A	N/A
0	N/A	N/A	N/A	N/A	N/A
0	N/A	N/A	N/A	N/A	N/A
0	N/A	N/A	N/A	N/A	N/A
0	N/A	N/A	N/A	N/A	N/A
0	N/A	N/A	N/A	N/A	N/A
0	N/A	N/A	N/A	N/A	N/A
0	N/A	N/A	N/A	N/A	N/A
0.000000	N/A	N/A	N/A	N/A	N/A
0	N/A	N/A	N/A	N/A	N/A
0.000000	N/A	N/A	N/A	N/A	N/A
0.000000	N/A	N/A	N/A	N/A	N/A
0	N/A	N/A	N/A	N/A	N/A
0	N/A	N/A	N/A	N/A	N/A
0	N/A	N/A	N/A	N/A	N/A
0.000000	N/A	N/A	N/A	N/A	N/A
0.000000	N/A	N/A	N/A	N/A	N/A
0	N/A	N/A	N/A	N/A	N/A
0.000000	N/A	N/A	N/A	N/A	N/A
0.000000	N/A	N/A	N/A	N/A	N/A
0	N/A	N/A	N/A	N/A	N/A
0	N/A	N/A	N/A	N/A	N/A
0	N/A	N/A	N/A	N/A	N/A
Yes	N/A	N/A	N/A	N/A	N/A
No	N/A	N/A	N/A	N/A	N/A
No	N/A	N/A	N/A	N/A	N/A
N/A	N/A	N/A	N/A	N/A	N/A
N/A	N/A	N/A	N/A	N/A	N/A
N/A	N/A	N/A	N/A	N/A	N/A

Price Cap Tariff Review Plan
Manual Input of EUCL Rates - No PICC or MOU Rates

Total Jurisdiction
(a)

Sourcing; if Jurisdictional Pricing, enter Sum of CAP2-priced Jurisdictions where indicated; else value from CA

0

0

0

0.00

0.00

0.00

0.00

0.00

0.00

0

0

0

0

0

Price Cap Tariff Review Plan
 Calculation of Minimum & Maximum EU Rates

Total Jurisdiction (a)	No Zone / Zone A (b)	Zone B (c)	Zone C (d)	Zone D (e)	Other Zone * (f)
: sourcing; if Jurisdictional Pricing, enter Sum of CAP3-priced Jurisdictions where indicated; else value from CA					
CAP2	N/A	N/A	N/A	N/A	N/A
CAP2	N/A	N/A	N/A	N/A	N/A
CAP2	N/A	N/A	N/A	N/A	N/A
CAP2	CAP2	CAP2	CAP2	CAP2	CAP2
N/A	CAP2	CAP2	CAP2	CAP2	CAP2
N/A	CAP2	CAP2	CAP2	CAP2	CAP2
CAP2	CAP2	CAP2	CAP2	CAP2	CAP2
CAP2	N/A	N/A	N/A	N/A	N/A
CAP2	N/A	N/A	N/A	N/A	N/A
CAP2	CAP2	CAP2	CAP2	CAP2	CAP2
CAP2	N/A	N/A	N/A	N/A	N/A
N/A	CAP2	CAP2	CAP2	CAP2	CAP2
CAP2	N/A	N/A	N/A	N/A	N/A
CAP2	N/A	N/A	N/A	N/A	N/A
CAP2	CAP2	CAP2	CAP2	CAP2	CAP2
CAP2	N/A	N/A	N/A	N/A	N/A
CAP2	N/A	N/A	N/A	N/A	N/A
CAP2	N/A	N/A	N/A	N/A	N/A
CAP2	CAP2	CAP2	CAP2	CAP2	CAP2
CAP2	CAP2	CAP2	CAP2	CAP2	CAP2
CAP2	CAP2	CAP2	CAP2	CAP2	CAP2
CAP2	CAP2	CAP2	CAP2	CAP2	CAP2
CAP2	N/A	N/A	N/A	N/A	N/A

Price Cap Tariff Review Plan
 Allocation of Pool Revenues to MLB PICC & MLB EUCL

Total Jurisdiction (a)	No Zone / Zone A (b)	Zone B (c)	Zone C (d)	Zone D (e)	Other Zone * (f)
---------------------------	-------------------------	---------------	---------------	---------------	---------------------

, use sourcing; else enter "No Pooling".

No Pooling	N/A	N/A	N/A	N/A	N/A
No Pooling	N/A	N/A	N/A	N/A	N/A

1"or"CAP2" or if Jurisdictional pricing, use sourcing; else, r105 value.

No Pooling	N/A	N/A	N/A	N/A	N/A
No Pooling	N/A	N/A	N/A	N/A	N/A

No Pooling	N/A	N/A	N/A	N/A	N/A
No Pooling	N/A	N/A	N/A	N/A	N/A
No Pooling	N/A	N/A	N/A	N/A	N/A
No Pooling	N/A	N/A	N/A	N/A	N/A

No Pooling	N/A	N/A	N/A	N/A	N/A
------------	-----	-----	-----	-----	-----

No Pooling	N/A	N/A	N/A	N/A	N/A
No Pooling	N/A	N/A	N/A	N/A	N/A
No Pooling	N/A	N/A	N/A	N/A	N/A
No Pooling	N/A	N/A	N/A	N/A	N/A
No Pooling	N/A	N/A	N/A	N/A	N/A
No Pooling	N/A	N/A	N/A	N/A	N/A

3" or if Jurisdictional pricing, use sourcing; else value from CAP1r1130.

No Pooling	No Pooling	No Pooling	No Pooling	No Pooling	No Pooling
N/A	No Pooling	No Pooling	No Pooling	No Pooling	No Pooling
No Pooling	No Pooling	No Pooling	No Pooling	No Pooling	No Pooling
No Pooling	No Pooling	No Pooling	No Pooling	No Pooling	No Pooling
N/A	No Pooling	No Pooling	No Pooling	No Pooling	No Pooling
No Pooling	No Pooling	No Pooling	No Pooling	No Pooling	No Pooling

No Pooling	N/A	N/A	N/A	N/A	N/A
------------	-----	-----	-----	-----	-----

Price Cap Tariff Review Plan
Verification of Recovered CMT Revenue

Total Jurisdiction
(a)

0
0

0
0

0

500
0

510
0

\P3r520
0
0
0
0
0
0
0

Price Cap Tariff Review Plan
 Calculation of EUCL Limits, PICC Rate and CCL Rates

Total Jurisdiction (a)	No Zone / Zone A (b)	Zone B (c)	Zone C (d)	Zone D (e)	Other Zone * (f)
0	0	0	0	0	0
0	0	0	0	0	0
0	0	0	0	0	0
0	0	0	0	0	0
0	N/A	N/A	N/A	N/A	N/A
0	N/A	N/A	N/A	N/A	N/A
0	N/A	N/A	N/A	N/A	N/A
0	N/A	N/A	N/A	N/A	N/A
0	N/A	N/A	N/A	N/A	N/A
0	N/A	N/A	N/A	N/A	N/A
0	N/A	N/A	N/A	N/A	N/A
6.50	N/A	N/A	N/A	N/A	N/A
7.00	N/A	N/A	N/A	N/A	N/A
9.20	N/A	N/A	N/A	N/A	N/A
0.000000	N/A	N/A	N/A	N/A	N/A
0.000000	N/A	N/A	N/A	N/A	N/A
0.000000	N/A	N/A	N/A	N/A	N/A
0.000000	N/A	N/A	N/A	N/A	N/A

Price Cap Tariff Review Plan
Manual Input of EUCL Rates - No PICC or MOU Rates

Total Jurisdiction
(a)

Sourcing; if Jurisdictional Pricing, enter Sum of CAP2-priced Jurisdictions where indicated; else value from CA

0

0

0

0.00

0.00

0.00

0.00

0.00

0.00

0

0

0

0

0

Price Cap Tariff Review Plan
 Calculation of Minimum & Maximum EU Rates

	Total Jurisdiction (a)	No Zone / Zone A (b)	Zone B (c)	Zone C (d)	Zone D (e)	Other Zone * (f)
	Sourcing; if Jurisdictional Pricing, enter Sum of CAP3-priced Jurisdictions where indicated; else value from CA					
	0	N/A	N/A	N/A	N/A	N/A
	0	N/A	N/A	N/A	N/A	N/A
	0	N/A	N/A	N/A	N/A	N/A
	0	0	0	0	0	0
N/A		0.00	0.00	0.00	0.00	0.00
N/A		0.00	0.00	0.00	0.00	0.00
	0	0	0	0	0	0
	0	N/A	N/A	N/A	N/A	N/A
	0	N/A	N/A	N/A	N/A	N/A
	0	0	0	0	0	0
	0	N/A	N/A	N/A	N/A	N/A
N/A		0	0	0	0	0
	0	N/A	N/A	N/A	N/A	N/A
	0	N/A	N/A	N/A	N/A	N/A
);	0	0	0	0	0	0
	0	N/A	N/A	N/A	N/A	N/A
	0	0	0	0	0	0
	0	N/A	N/A	N/A	N/A	N/A
	0	N/A	N/A	N/A	N/A	N/A
	0	N/A	N/A	N/A	N/A	N/A
	0	N/A	N/A	N/A	N/A	N/A
N/A		0.00	0.00	0.00	0.00	0.00
N/A		0.00	0.00	0.00	0.00	0.00
N/A		0.00	0.00	0.00	0.00	0.00
	0	0	0	0	0	0
	0	0	0	0	0	0
	0	0	0	0	0	0
	0	0	0	0	0	0
	0	N/A	N/A	N/A	N/A	N/A

Price Cap Tariff Review Plan
 Allocation of Pool Revenues to MLB PICC & MLB EUCL

Total Jurisdiction (a)	No Zone / Zone A (b)	Zone B (c)	Zone C (d)	Zone D (e)	Other Zone * (f)
---------------------------	-------------------------	---------------	---------------	---------------	---------------------

, use sourcing; else enter "No Pooling".

No Pooling	N/A	N/A	N/A	N/A	N/A
No Pooling	N/A	N/A	N/A	N/A	N/A

1"or"CAP2" or if Jurisdictional pricing, use sourcing; else, r105 value.

No Pooling	N/A	N/A	N/A	N/A	N/A
No Pooling	N/A	N/A	N/A	N/A	N/A

No Pooling	N/A	N/A	N/A	N/A	N/A
No Pooling	N/A	N/A	N/A	N/A	N/A
No Pooling	N/A	N/A	N/A	N/A	N/A
No Pooling	N/A	N/A	N/A	N/A	N/A

No Pooling	N/A	N/A	N/A	N/A	N/A
------------	-----	-----	-----	-----	-----

No Pooling	N/A	N/A	N/A	N/A	N/A
No Pooling	N/A	N/A	N/A	N/A	N/A
No Pooling	N/A	N/A	N/A	N/A	N/A
No Pooling	N/A	N/A	N/A	N/A	N/A
No Pooling	N/A	N/A	N/A	N/A	N/A
No Pooling	N/A	N/A	N/A	N/A	N/A

3" or if Jurisdictional pricing, use sourcing; else value from CAP1r1130.

No Pooling	No Pooling	No Pooling	No Pooling	No Pooling	No Pooling
N/A	No Pooling	No Pooling	No Pooling	No Pooling	No Pooling
No Pooling	No Pooling	No Pooling	No Pooling	No Pooling	No Pooling
No Pooling	No Pooling	No Pooling	No Pooling	No Pooling	No Pooling
N/A	No Pooling	No Pooling	No Pooling	No Pooling	No Pooling
No Pooling	No Pooling	No Pooling	No Pooling	No Pooling	No Pooling

No Pooling	N/A	N/A	N/A	N/A	N/A
------------	-----	-----	-----	-----	-----

Price Cap Tariff Review Plan
Verification of Recovered CMT Revenue

Total Jurisdiction
(a)

0
0

0
0

0

500
0

510
0

\P3r520

0
0

0
0
0

0

Price Cap Tariff Review Plan
 Calculation of EUCL Limits, PICC Rate and CCL Rates

Total Jurisdiction (a)	No Zone / Zone A (b)	Zone B (c)	Zone C (d)	Zone D (e)	Other Zone (f)
0	0	0	0	0	0
0	0	0	0	0	0
0	0	0	0	0	0
0	0	0	0	0	0
0	N/A	N/A	N/A	N/A	N/A
0	N/A	N/A	N/A	N/A	N/A
0	N/A	N/A	N/A	N/A	N/A
0	N/A	N/A	N/A	N/A	N/A
0	N/A	N/A	N/A	N/A	N/A
0	N/A	N/A	N/A	N/A	N/A
0	N/A	N/A	N/A	N/A	N/A
6.50	N/A	N/A	N/A	N/A	N/A
7.00	N/A	N/A	N/A	N/A	N/A
9.20	N/A	N/A	N/A	N/A	N/A
0.000000	N/A	N/A	N/A	N/A	N/A
1.000000	N/A	N/A	N/A	N/A	N/A
0.000000	N/A	N/A	N/A	N/A	N/A
0.000000	N/A	N/A	N/A	N/A	N/A

Price Cap Tariff Review Plan
Manual Input of EUCL Rates - No PICC or MOU Rates

Total Jurisdiction
(a)

: sourcing; if Jurisdictional Pricing, enter Sum of CAP2-priced Jurisdictions where indicated; else value from CA

ok
ok
ok

Price Cap Tariff Review Plan
 Calculation of Minimum & Maximum EU Rates

Total Jurisdiction (a)	No Zone / Zone A (b)	Zone B (c)	Zone C (d)	Zone D (e)	Other Zone (f)
Sourcing; if Jurisdictional Pricing, enter Sum of CAP3-priced Jurisdictions where indicated; else value from CA					
	N/A	N/A	N/A	N/A	N/A
	N/A	N/A	N/A	N/A	N/A
	N/A	N/A	N/A	N/A	N/A
N/A					
N/A					
	N/A	N/A	N/A	N/A	N/A
	N/A	N/A	N/A	N/A	N/A
	N/A	N/A	N/A	N/A	N/A
N/A					
	N/A	N/A	N/A	N/A	N/A
	N/A	N/A	N/A	N/A	N/A
	N/A	N/A	N/A	N/A	N/A
	N/A	N/A	N/A	N/A	N/A
	N/A	N/A	N/A	N/A	N/A
	N/A	N/A	N/A	N/A	N/A
N/A					
N/A					
N/A					
	N/A	N/A	N/A	N/A	N/A

Price Cap Tariff Review Plan
 Allocation of Pool Revenues to MLB PICC & MLB EUCL

Total Jurisdiction (a)	No Zone / Zone A (b)	Zone B (c)	Zone C (d)	Zone D (e)	Other Zone (f)
---------------------------	-------------------------	---------------	---------------	---------------	-------------------

, use sourcing; else enter "No Pooling".

N/A	N/A	N/A	N/A	N/A	N/A
N/A	N/A	N/A	N/A	N/A	N/A

1"or"CAP2" or if Jurisdictional pricing, use sourcing; else, r105 value.

N/A	N/A	N/A	N/A	N/A	N/A
N/A	N/A	N/A	N/A	N/A	N/A

N/A	N/A	N/A	N/A	N/A	N/A
N/A	N/A	N/A	N/A	N/A	N/A
N/A	N/A	N/A	N/A	N/A	N/A
N/A	N/A	N/A	N/A	N/A	N/A

N/A	N/A	N/A	N/A	N/A	N/A
-----	-----	-----	-----	-----	-----

N/A	N/A	N/A	N/A	N/A	N/A
N/A	N/A	N/A	N/A	N/A	N/A
N/A	N/A	N/A	N/A	N/A	N/A
N/A	N/A	N/A	N/A	N/A	N/A
N/A	N/A	N/A	N/A	N/A	N/A
N/A	N/A	N/A	N/A	N/A	N/A

3" or if Jurisdictional pricing, use sourcing; else value from CAP1r1130.

N/A

N/A

N/A	N/A	N/A	N/A	N/A	N/A
-----	-----	-----	-----	-----	-----

Price Cap Tariff Review Plan
Verification of Recovered CMT Revenue

Total Jurisdiction
(a)

0
0

0
0

0

500

0

510

0

\P3r520

Agg.Rate

0

Agg.Rate

0

0 ok

0

LEC

FCC

Delta

Flag

0.00 *
0.00 *
0.00 *
0.00 *
0.00 *
0.00 *

0 0 0 *
0 0 0 *
0 0 0 *
0 Agg.Rate 0 *
0 Agg.Rate 0 *
0 0 0 *
0 0 0 *
0 0 0 *
*
*

Price Cap Tariff Review Plan
 Calculation of EUCL Limits, PICC Rate and CCL Rates

Total Jurisdiction (a)	No Zone / Zone A (b)	Zone B (c)	Zone C (d)	Zone D (e)	Other Zone (f)
0	0	0	0	0	0
0	0	0	0	0	0
0	0	0	0	0	0
0	0	0	0	0	0
0	N/A	N/A	N/A	N/A	N/A
0	N/A	N/A	N/A	N/A	N/A
0	N/A	N/A	N/A	N/A	N/A
0	N/A	N/A	N/A	N/A	N/A
0	N/A	N/A	N/A	N/A	N/A
0	N/A	N/A	N/A	N/A	N/A
0	N/A	N/A	N/A	N/A	N/A
6.50	N/A	N/A	N/A	N/A	N/A
7.00	N/A	N/A	N/A	N/A	N/A
9.20	N/A	N/A	N/A	N/A	N/A
0.000000	N/A	N/A	N/A	N/A	N/A
0.000000	N/A	N/A	N/A	N/A	N/A
0.0000	N/A	N/A	N/A	N/A	N/A
0.000000	N/A	N/A	N/A	N/A	N/A

Price Cap Tariff Review Plan
Manual Input of EUCL Rates - No PICC or MOU Rates

Total Jurisdiction
(a)

: sourcing; if Jurisdictional Pricing, enter Sum of CAP2-priced Jurisdictions where indicated; else value from CA

ok
ok
ok

Price Cap Tariff Review Plan
 Calculation of Minimum & Maximum EU Rates

Total Jurisdiction (a)	No Zone / Zone A (b)	Zone B (c)	Zone C (d)	Zone D (e)	Other Zone (f)
: sourcing; if Jurisdictional Pricing, enter Sum of CAP3-priced Jurisdictions where indicated; else value from CA					
	N/A	N/A	N/A	N/A	N/A
	N/A	N/A	N/A	N/A	N/A
	N/A	N/A	N/A	N/A	N/A
N/A					
N/A					
	N/A	N/A	N/A	N/A	N/A
	N/A	N/A	N/A	N/A	N/A
	N/A	N/A	N/A	N/A	N/A
N/A					
	N/A	N/A	N/A	N/A	N/A
	N/A	N/A	N/A	N/A	N/A
	N/A	N/A	N/A	N/A	N/A
	N/A	N/A	N/A	N/A	N/A
	N/A	N/A	N/A	N/A	N/A
	N/A	N/A	N/A	N/A	N/A
N/A					
N/A					
N/A					
	N/A	N/A	N/A	N/A	N/A

Price Cap Tariff Review Plan
 Allocation of Pool Revenues to MLB PICC & MLB EUCL

Total Jurisdiction (a)	No Zone / Zone A (b)	Zone B (c)	Zone C (d)	Zone D (e)	Other Zone (f)
---------------------------	-------------------------	---------------	---------------	---------------	-------------------

, use sourcing; else enter "No Pooling".

N/A	N/A	N/A	N/A	N/A	N/A
N/A	N/A	N/A	N/A	N/A	N/A

1"or"CAP2" or if Jurisdictional pricing, use sourcing; else, r105 value.

N/A	N/A	N/A	N/A	N/A	N/A
N/A	N/A	N/A	N/A	N/A	N/A

N/A	N/A	N/A	N/A	N/A	N/A
N/A	N/A	N/A	N/A	N/A	N/A
N/A	N/A	N/A	N/A	N/A	N/A
N/A	N/A	N/A	N/A	N/A	N/A

N/A	N/A	N/A	N/A	N/A	N/A
-----	-----	-----	-----	-----	-----

N/A	N/A	N/A	N/A	N/A	N/A
N/A	N/A	N/A	N/A	N/A	N/A
N/A	N/A	N/A	N/A	N/A	N/A
N/A	N/A	N/A	N/A	N/A	N/A
N/A	N/A	N/A	N/A	N/A	N/A
N/A	N/A	N/A	N/A	N/A	N/A

3" or if Jurisdictional pricing, use sourcing; else value from CAP1r1130.

N/A

N/A

N/A	N/A	N/A	N/A	N/A	N/A
-----	-----	-----	-----	-----	-----

Price Cap Tariff Review Plan
Verification of Recovered CMT Revenue

Total Jurisdiction
(a)

0
0

0
0

0

500
0

510
0

\P3r520
0
Agg.Rate

Agg.Rate
0

0 ok

0

LEC

FCC

Delta

Flag

0.00 *
0.00 *
0.00 *
0.00 *
0.00 *
0.00 *

0 0 0 *
0 0 0 *
0 0 0 *
0 Agg.Rate 0 *
0 Agg.Rate 0 *
0 0 0 *
0 0 0 *
0 0 0 *
*
*

CCL should be entered in rows 515 thru 874.

Price Cap Tariff Review Plan
 Calculation of EUCL Limits, PICC Rate and CCL Rates

Total Jurisdiction (a)	No Zone / Zone A (b)	Zone B (c)	Zone C (d)	Zone D (e)	Other Zone * (f)
0	0	0	0	0	0
0	0	0	0	0	0
0	0	0	0	0	0
0	0	0	0	0	0
0	N/A	N/A	N/A	N/A	N/A
0	N/A	N/A	N/A	N/A	N/A
0	N/A	N/A	N/A	N/A	N/A
0	N/A	N/A	N/A	N/A	N/A
0	N/A	N/A	N/A	N/A	N/A
0	N/A	N/A	N/A	N/A	N/A
0	N/A	N/A	N/A	N/A	N/A
6.50	N/A	N/A	N/A	N/A	N/A
7.00	N/A	N/A	N/A	N/A	N/A
9.20	N/A	N/A	N/A	N/A	N/A
0.000000	N/A	N/A	N/A	N/A	N/A
1.000000	N/A	N/A	N/A	N/A	N/A
1.000000	N/A	N/A	N/A	N/A	N/A
0.000000	N/A	N/A	N/A	N/A	N/A

Price Cap Tariff Review Plan
 Calculation of EUCL Limits, PICC Rate and CCL Rates

Total Jurisdiction (a)	No Zone / Zone A (b)	Zone B (c)	Zone C (d)	Zone D (e)	Other Zone * (f)
0	N/A	N/A	N/A	N/A	N/A
0	N/A	N/A	N/A	N/A	N/A
0	N/A	N/A	N/A	N/A	N/A
0	N/A	N/A	N/A	N/A	N/A
0	N/A	N/A	N/A	N/A	N/A
0	N/A	N/A	N/A	N/A	N/A
0	N/A	N/A	N/A	N/A	N/A
0	N/A	N/A	N/A	N/A	N/A
0	N/A	N/A	N/A	N/A	N/A
0	N/A	N/A	N/A	N/A	N/A
0	N/A	N/A	N/A	N/A	N/A
0	N/A	N/A	N/A	N/A	N/A
0.000000	N/A	N/A	N/A	N/A	N/A
0	N/A	N/A	N/A	N/A	N/A
0.000000	N/A	N/A	N/A	N/A	N/A
0.000000	N/A	N/A	N/A	N/A	N/A
0	N/A	N/A	N/A	N/A	N/A
0	N/A	N/A	N/A	N/A	N/A
0	N/A	N/A	N/A	N/A	N/A
0.000000	N/A	N/A	N/A	N/A	N/A
0.000000	N/A	N/A	N/A	N/A	N/A
0	N/A	N/A	N/A	N/A	N/A
0.000000	N/A	N/A	N/A	N/A	N/A
0.000000	N/A	N/A	N/A	N/A	N/A
0	N/A	N/A	N/A	N/A	N/A
0	N/A	N/A	N/A	N/A	N/A
0	N/A	N/A	N/A	N/A	N/A
Yes	N/A	N/A	N/A	N/A	N/A
yes	N/A	N/A	N/A	N/A	N/A
No	N/A	N/A	N/A	N/A	N/A
N/A	N/A	N/A	N/A	N/A	N/A
N/A	N/A	N/A	N/A	N/A	N/A
N/A	N/A	N/A	N/A	N/A	N/A

Price Cap Tariff Review Plan
 Calculation of Minimum & Maximum EU Rates

Total Jurisdiction (a)	No Zone / Zone A (b)	Zone B (c)	Zone C (d)	Zone D (e)	Other Zone * (f)
\P1r1130.					
CAP2	N/A	N/A	N/A	N/A	N/A
CAP2	N/A	N/A	N/A	N/A	N/A
CAP2	N/A	N/A	N/A	N/A	N/A
CAP2	CAP2	CAP2	CAP2	CAP2	CAP2
N/A	CAP2	CAP2	CAP2	CAP2	CAP2
N/A	CAP2	CAP2	CAP2	CAP2	CAP2
CAP2	CAP2	CAP2	CAP2	CAP2	CAP2
CAP2	N/A	N/A	N/A	N/A	N/A
CAP2	N/A	N/A	N/A	N/A	N/A
CAP2	CAP2	CAP2	CAP2	CAP2	CAP2
CAP2	N/A	N/A	N/A	N/A	N/A
N/A	CAP2	CAP2	CAP2	CAP2	CAP2
CAP2	N/A	N/A	N/A	N/A	N/A
CAP2	N/A	N/A	N/A	N/A	N/A
CAP2	CAP2	CAP2	CAP2	CAP2	CAP2
CAP2	N/A	N/A	N/A	N/A	N/A
CAP2	N/A	N/A	N/A	N/A	N/A
CAP2	N/A	N/A	N/A	N/A	N/A
CAP2	CAP2	CAP2	CAP2	CAP2	CAP2
N/A	CAP2	CAP2	CAP2	CAP2	CAP2
N/A	CAP2	CAP2	CAP2	CAP2	CAP2
N/A	CAP2	CAP2	CAP2	CAP2	CAP2
CAP2	CAP2	CAP2	CAP2	CAP2	CAP2
CAP2	CAP2	CAP2	CAP2	CAP2	CAP2
CAP2	CAP2	CAP2	CAP2	CAP2	CAP2
CAP2	CAP2	CAP2	CAP2	CAP2	CAP2
CAP2	N/A	N/A	N/A	N/A	N/A

Price Cap Tariff Review Plan
 Allocation of Pool Revenues to MLB PICC & MLB EUCL

Total Jurisdiction (a)	No Zone / Zone A (b)	Zone B (c)	Zone C (d)	Zone D (e)	Other Zone * (f)
No Pooling	N/A	N/A	N/A	N/A	N/A
No Pooling	N/A	N/A	N/A	N/A	N/A
No Pooling	N/A	N/A	N/A	N/A	N/A
No Pooling	N/A	N/A	N/A	N/A	N/A
No Pooling	N/A	N/A	N/A	N/A	N/A
No Pooling	N/A	N/A	N/A	N/A	N/A
No Pooling	N/A	N/A	N/A	N/A	N/A
No Pooling	N/A	N/A	N/A	N/A	N/A
No Pooling	N/A	N/A	N/A	N/A	N/A
No Pooling	N/A	N/A	N/A	N/A	N/A
No Pooling	N/A	N/A	N/A	N/A	N/A
No Pooling	N/A	N/A	N/A	N/A	N/A
No Pooling	N/A	N/A	N/A	N/A	N/A
No Pooling	N/A	N/A	N/A	N/A	N/A
No Pooling	No Pooling	No Pooling	No Pooling	No Pooling	No Pooling
N/A	No Pooling	No Pooling	No Pooling	No Pooling	No Pooling
No Pooling	No Pooling	No Pooling	No Pooling	No Pooling	No Pooling
No Pooling	No Pooling	No Pooling	No Pooling	No Pooling	No Pooling
N/A	No Pooling	No Pooling	No Pooling	No Pooling	No Pooling
No Pooling	No Pooling	No Pooling	No Pooling	No Pooling	No Pooling
No Pooling	N/A	N/A	N/A	N/A	N/A

Price Cap Tariff Review Plan
Verification of Recovered CMT Revenue

Total Jurisdiction
(a)

0
0

0
0

0

0

0

0
0

0

0

0

0

Price Cap Tariff Review Plan
 Calculation of EUCL Limits, PICC Rate and CCL Rates

Total Jurisdiction (a)	No Zone / Zone A (b)	Zone B (c)	Zone C (d)	Zone D (e)	Other Zone * (f)
0	0	0	0	0	0
0	0	0	0	0	0
0	0	0	0	0	0
0	0	0	0	0	0
0	N/A	N/A	N/A	N/A	N/A
0	N/A	N/A	N/A	N/A	N/A
0	N/A	N/A	N/A	N/A	N/A
0	N/A	N/A	N/A	N/A	N/A
0	N/A	N/A	N/A	N/A	N/A
0	N/A	N/A	N/A	N/A	N/A
0	N/A	N/A	N/A	N/A	N/A
6.50	N/A	N/A	N/A	N/A	N/A
7.00	N/A	N/A	N/A	N/A	N/A
9.20	N/A	N/A	N/A	N/A	N/A
0.000000	N/A	N/A	N/A	N/A	N/A
0.000000	N/A	N/A	N/A	N/A	N/A
0.000000	N/A	N/A	N/A	N/A	N/A
0.000000	N/A	N/A	N/A	N/A	N/A

Price Cap Tariff Review Plan
 Calculation of Minimum & Maximum EU Rates

	Total Jurisdiction (a)	No Zone / Zone A (b)	Zone B (c)	Zone C (d)	Zone D (e)	Other Zone * (f)
\P1r1130.	0	N/A	N/A	N/A	N/A	N/A
	0	N/A	N/A	N/A	N/A	N/A
	0	N/A	N/A	N/A	N/A	N/A
	0	0	0	0	0	0
N/A		0.00	0.00	0.00	0.00	0.00
N/A		0.00	0.00	0.00	0.00	0.00
	0	0	0	0	0	0
	0	N/A	N/A	N/A	N/A	N/A
	0	N/A	N/A	N/A	N/A	N/A
	0	0	0	0	0	0
	0	N/A	N/A	N/A	N/A	N/A
N/A	0	0	0	0	0	0
	0	N/A	N/A	N/A	N/A	N/A
	0	N/A	N/A	N/A	N/A	N/A
	0	0	0	0	0	0
	0	N/A	N/A	N/A	N/A	N/A
	0	N/A	N/A	N/A	N/A	N/A
	0	N/A	N/A	N/A	N/A	N/A
	0	N/A	N/A	N/A	N/A	N/A
	0	N/A	N/A	N/A	N/A	N/A
N/A		0.00	0.00	0.00	0.00	0.00
N/A		0.00	0.00	0.00	0.00	0.00
N/A		0.00	0.00	0.00	0.00	0.00
	0	0	0	0	0	0
	0	0	0	0	0	0
	0	0	0	0	0	0
	0	0	0	0	0	0
	0	N/A	N/A	N/A	N/A	N/A

Price Cap Tariff Review Plan
 Allocation of Pool Revenues to MLB PICC & MLB EUCL

Total Jurisdiction (a)	No Zone / Zone A (b)	Zone B (c)	Zone C (d)	Zone D (e)	Other Zone * (f)
No Pooling	N/A	N/A	N/A	N/A	N/A
No Pooling	N/A	N/A	N/A	N/A	N/A
No Pooling	N/A	N/A	N/A	N/A	N/A
No Pooling	N/A	N/A	N/A	N/A	N/A
No Pooling	N/A	N/A	N/A	N/A	N/A
No Pooling	N/A	N/A	N/A	N/A	N/A
No Pooling	N/A	N/A	N/A	N/A	N/A
No Pooling	N/A	N/A	N/A	N/A	N/A
No Pooling	N/A	N/A	N/A	N/A	N/A
No Pooling	N/A	N/A	N/A	N/A	N/A
No Pooling	N/A	N/A	N/A	N/A	N/A
No Pooling	N/A	N/A	N/A	N/A	N/A
No Pooling	N/A	N/A	N/A	N/A	N/A
No Pooling	N/A	N/A	N/A	N/A	N/A
No Pooling	N/A	N/A	N/A	N/A	N/A
No Pooling	N/A	N/A	N/A	N/A	N/A
No Pooling	No Pooling	No Pooling	No Pooling	No Pooling	No Pooling
N/A	No Pooling	No Pooling	No Pooling	No Pooling	No Pooling
No Pooling	No Pooling	No Pooling	No Pooling	No Pooling	No Pooling
No Pooling	No Pooling	No Pooling	No Pooling	No Pooling	No Pooling
N/A	No Pooling	No Pooling	No Pooling	No Pooling	No Pooling
No Pooling	No Pooling	No Pooling	No Pooling	No Pooling	No Pooling
No Pooling	N/A	N/A	N/A	N/A	N/A

Price Cap Tariff Review Plan
Verification of Recovered CMT Revenue

Total Jurisdiction
(a)

0
0

0
0

0

0

0

0
0

0

0

0

0

Price Cap Tariff Review Plan
 Calculation of EUCL Limits, PICC Rate and CCL Rates

Total Jurisdiction (a)	No Zone / Zone A (b)	Zone B (c)	Zone C (d)	Zone D (e)	Other Zone (f)
0	0	0	0	0	0
0	0	0	0	0	0
0	0	0	0	0	0
0	0	0	0	0	0
0	N/A	N/A	N/A	N/A	N/A
0	N/A	N/A	N/A	N/A	N/A
0	N/A	N/A	N/A	N/A	N/A
0	N/A	N/A	N/A	N/A	N/A
0	N/A	N/A	N/A	N/A	N/A
0	N/A	N/A	N/A	N/A	N/A
0	N/A	N/A	N/A	N/A	N/A
6.50	N/A	N/A	N/A	N/A	N/A
7.00	N/A	N/A	N/A	N/A	N/A
9.20	N/A	N/A	N/A	N/A	N/A
0.000000	N/A	N/A	N/A	N/A	N/A
1.000000	N/A	N/A	N/A	N/A	N/A
0.000000	N/A	N/A	N/A	N/A	N/A
0.000000	N/A	N/A	N/A	N/A	N/A

Price Cap Tariff Review Plan
Manual Input of EUCL Rates - No PICC or MOU Rates

Total Jurisdiction
(a)

AP1r1130.

ok
ok
ok

Price Cap Tariff Review Plan
 Calculation of Minimum & Maximum EU Rates

Total Jurisdiction (a)	No Zone / Zone A (b)	Zone B (c)	Zone C (d)	Zone D (e)	Other Zone (f)
\P1r1130.	N/A	N/A	N/A	N/A	N/A
	N/A	N/A	N/A	N/A	N/A
	N/A	N/A	N/A	N/A	N/A
N/A					
N/A					
	N/A	N/A	N/A	N/A	N/A
	N/A	N/A	N/A	N/A	N/A
	N/A	N/A	N/A	N/A	N/A
N/A					
	N/A	N/A	N/A	N/A	N/A
	N/A	N/A	N/A	N/A	N/A
	N/A	N/A	N/A	N/A	N/A
	N/A	N/A	N/A	N/A	N/A
	N/A	N/A	N/A	N/A	N/A
N/A					
N/A					
N/A					
	N/A	N/A	N/A	N/A	N/A

Price Cap Tariff Review Plan
 Allocation of Pool Revenues to MLB PICC & MLB EUCL

Total Jurisdiction (a)	No Zone / Zone A (b)	Zone B (c)	Zone C (d)	Zone D (e)	Other Zone (f)
	N/A	N/A	N/A	N/A	N/A
	N/A	N/A	N/A	N/A	N/A
	N/A	N/A	N/A	N/A	N/A
	N/A	N/A	N/A	N/A	N/A
	N/A	N/A	N/A	N/A	N/A
	N/A	N/A	N/A	N/A	N/A
	N/A	N/A	N/A	N/A	N/A
	N/A	N/A	N/A	N/A	N/A
	N/A	N/A	N/A	N/A	N/A
	N/A	N/A	N/A	N/A	N/A
	N/A	N/A	N/A	N/A	N/A
	N/A	N/A	N/A	N/A	N/A
	N/A	N/A	N/A	N/A	N/A
	N/A	N/A	N/A	N/A	N/A
	N/A	N/A	N/A	N/A	N/A
	N/A	N/A	N/A	N/A	N/A
N/A					
N/A					
	N/A	N/A	N/A	N/A	N/A

Price Cap Tariff Review Plan
Verification of Recovered CMT Revenue

Total Jurisdiction
(a)

0
0

0
0

0

0

0

Agg.Rate 0

Agg.Rate

0

0 ok

0

LEC

FCC

Delta

Flag

0.00 *
0.00 *
0.00 *
0.00 *
0.00 *
0.00 *

0 0 0 *
0 0 0 *
0 0 0 *
0 Agg.Rate 0 *
0 Agg.Rate 0 *
0 0 0 *
0 0 0 *
0 0 0 *
*
*

Price Cap Tariff Review Plan
 Calculation of EUCL Limits, PICC Rate and CCL Rates

Total Jurisdiction (a)	No Zone / Zone A (b)	Zone B (c)	Zone C (d)	Zone D (e)	Other Zone (f)
0	0	0	0	0	0
0	0	0	0	0	0
0	0	0	0	0	0
0	0	0	0	0	0
0	N/A	N/A	N/A	N/A	N/A
0	N/A	N/A	N/A	N/A	N/A
0	N/A	N/A	N/A	N/A	N/A
0	N/A	N/A	N/A	N/A	N/A
0	N/A	N/A	N/A	N/A	N/A
0	N/A	N/A	N/A	N/A	N/A
0	N/A	N/A	N/A	N/A	N/A
6.50	N/A	N/A	N/A	N/A	N/A
7.00	N/A	N/A	N/A	N/A	N/A
9.20	N/A	N/A	N/A	N/A	N/A
0.000000	N/A	N/A	N/A	N/A	N/A
0.000000	N/A	N/A	N/A	N/A	N/A
0.0000	N/A	N/A	N/A	N/A	N/A
0.000000	N/A	N/A	N/A	N/A	N/A

Price Cap Tariff Review Plan
Manual Input of EUCL Rates - No PICC or MOU Rates

Total Jurisdiction
(a)
P1r1130.

ok
ok
ok

Price Cap Tariff Review Plan
 Calculation of Minimum & Maximum EU Rates

Total Jurisdiction (a)	No Zone / Zone A (b)	Zone B (c)	Zone C (d)	Zone D (e)	Other Zone (f)
\P1r1130.	N/A	N/A	N/A	N/A	N/A
	N/A	N/A	N/A	N/A	N/A
	N/A	N/A	N/A	N/A	N/A
N/A					
N/A					
	N/A	N/A	N/A	N/A	N/A
	N/A	N/A	N/A	N/A	N/A
	N/A	N/A	N/A	N/A	N/A
N/A					
	N/A	N/A	N/A	N/A	N/A
	N/A	N/A	N/A	N/A	N/A
	N/A	N/A	N/A	N/A	N/A
	N/A	N/A	N/A	N/A	N/A
	N/A	N/A	N/A	N/A	N/A
	N/A	N/A	N/A	N/A	N/A
N/A					
N/A					
N/A					
	N/A	N/A	N/A	N/A	N/A

Price Cap Tariff Review Plan
Verification of Recovered CMT Revenue

Total Jurisdiction
(a)

0
0

0
0

0

0

0

Agg.Rate 0

Agg.Rate

0

0 ok

0

LEC

FCC

Delta

Flag

0.00 *
0.00 *
0.00 *
0.00 *
0.00 *
0.00 *

0 0 0 *
0 0 0 *
0 0 0 *
0 Agg.Rate 0 *
0 Agg.Rate 0 *
0 0 0 *
0 0 0 *
0 0 0 *
*
*

Price Cap Tariff Review Plan
 Calculation of EUCL Limits, PICC Rate and CCL Rates

Total Jurisdiction (a)	No Zone / Zone A (b)	Zone B (c)	Zone C (d)	Zone D (e)	Other Zone * (f)
0	0	0	0	0	0
0	0	0	0	0	0
0	0	0	0	0	0
0	0	0	0	0	0
0	N/A	N/A	N/A	N/A	N/A
0	N/A	N/A	N/A	N/A	N/A
0	N/A	N/A	N/A	N/A	N/A
0	N/A	N/A	N/A	N/A	N/A
0	N/A	N/A	N/A	N/A	N/A
0	N/A	N/A	N/A	N/A	N/A
0	N/A	N/A	N/A	N/A	N/A
6.50	N/A	N/A	N/A	N/A	N/A
7.00	N/A	N/A	N/A	N/A	N/A
9.20	N/A	N/A	N/A	N/A	N/A
0.000000	N/A	N/A	N/A	N/A	N/A
1.000000	N/A	N/A	N/A	N/A	N/A
1.000000	N/A	N/A	N/A	N/A	N/A
0.000000	N/A	N/A	N/A	N/A	N/A

Price Cap Tariff Review Plan
Manual Input of EUCL Rates - No PICC or MOU Rates

Total Jurisdiction
(a)

0
0
0

0.00
0.00
0.00

0.00
0.00
0.00

0
0
0
0

0

Price Cap Tariff Review Plan
 Calculation of Minimum & Maximum EU Rates

Total Jurisdiction (a)	No Zone / Zone A (b)	Zone B (c)	Zone C (d)	Zone D (e)	Other Zone * (f)
CAP2	N/A	N/A	N/A	N/A	N/A
CAP2	N/A	N/A	N/A	N/A	N/A
CAP2	N/A	N/A	N/A	N/A	N/A
CAP2	CAP2	CAP2	CAP2	CAP2	CAP2
N/A	CAP2	CAP2	CAP2	CAP2	CAP2
N/A	CAP2	CAP2	CAP2	CAP2	CAP2
CAP2	CAP2	CAP2	CAP2	CAP2	CAP2
CAP2	N/A	N/A	N/A	N/A	N/A
CAP2	N/A	N/A	N/A	N/A	N/A
CAP2	CAP2	CAP2	CAP2	CAP2	CAP2
CAP2	N/A	N/A	N/A	N/A	N/A
N/A	CAP2	CAP2	CAP2	CAP2	CAP2
CAP2	N/A	N/A	N/A	N/A	N/A
CAP2	N/A	N/A	N/A	N/A	N/A
CAP2	CAP2	CAP2	CAP2	CAP2	CAP2
CAP2	N/A	N/A	N/A	N/A	N/A
CAP2	CAP2	CAP2	CAP2	CAP2	CAP2
CAP2	N/A	N/A	N/A	N/A	N/A
CAP2	N/A	N/A	N/A	N/A	N/A
CAP2	N/A	N/A	N/A	N/A	N/A
CAP2	N/A	N/A	N/A	N/A	N/A
CAP2	N/A	N/A	N/A	N/A	N/A
CAP2	CAP2	CAP2	CAP2	CAP2	CAP2
CAP2	CAP2	CAP2	CAP2	CAP2	CAP2
CAP2	CAP2	CAP2	CAP2	CAP2	CAP2
CAP2	CAP2	CAP2	CAP2	CAP2	CAP2
CAP2	N/A	N/A	N/A	N/A	N/A

Price Cap Tariff Review Plan
 Allocation of Pool Revenues to MLB PICC & MLB EUCL

Total Jurisdiction (a)	No Zone / Zone A (b)	Zone B (c)	Zone C (d)	Zone D (e)	Other Zone * (f)
No Pooling	N/A	N/A	N/A	N/A	N/A
No Pooling	N/A	N/A	N/A	N/A	N/A
No Pooling	N/A	N/A	N/A	N/A	N/A
No Pooling	N/A	N/A	N/A	N/A	N/A
No Pooling	N/A	N/A	N/A	N/A	N/A
No Pooling	N/A	N/A	N/A	N/A	N/A
No Pooling	N/A	N/A	N/A	N/A	N/A
No Pooling	N/A	N/A	N/A	N/A	N/A
No Pooling	N/A	N/A	N/A	N/A	N/A
No Pooling	N/A	N/A	N/A	N/A	N/A
No Pooling	N/A	N/A	N/A	N/A	N/A
No Pooling	N/A	N/A	N/A	N/A	N/A
No Pooling	N/A	N/A	N/A	N/A	N/A
No Pooling	N/A	N/A	N/A	N/A	N/A
No Pooling	No Pooling	No Pooling	No Pooling	No Pooling	No Pooling
N/A	No Pooling	No Pooling	No Pooling	No Pooling	No Pooling
No Pooling	No Pooling	No Pooling	No Pooling	No Pooling	No Pooling
No Pooling	No Pooling	No Pooling	No Pooling	No Pooling	No Pooling
N/A	No Pooling	No Pooling	No Pooling	No Pooling	No Pooling
No Pooling	No Pooling	No Pooling	No Pooling	No Pooling	No Pooling
No Pooling	N/A	N/A	N/A	N/A	N/A

Price Cap Tariff Review Plan
Verification of Recovered CMT Revenue

Total Jurisdiction
(a)

0

0

0

0

0

0

0

0

0

0

0

0

0

Price Cap Tariff Review Plan
 Calculation of EUCL Limits, PICC Rate and CCL Rates

Total Jurisdiction (a)	No Zone / Zone A (b)	Zone B (c)	Zone C (d)	Zone D (e)	Other Zone * (f)
0	0	0	0	0	0
0	0	0	0	0	0
0	0	0	0	0	0
0	0	0	0	0	0
0	N/A	N/A	N/A	N/A	N/A
0	N/A	N/A	N/A	N/A	N/A
0	N/A	N/A	N/A	N/A	N/A
0	N/A	N/A	N/A	N/A	N/A
0	N/A	N/A	N/A	N/A	N/A
0	N/A	N/A	N/A	N/A	N/A
0	N/A	N/A	N/A	N/A	N/A
6.50	N/A	N/A	N/A	N/A	N/A
7.00	N/A	N/A	N/A	N/A	N/A
9.20	N/A	N/A	N/A	N/A	N/A
0.000000	N/A	N/A	N/A	N/A	N/A
0.000000	N/A	N/A	N/A	N/A	N/A
0.000000	N/A	N/A	N/A	N/A	N/A
0.000000	N/A	N/A	N/A	N/A	N/A

Price Cap Tariff Review Plan
 Calculation of EUCL Limits, PICC Rate and CCL Rates

Total Jurisdiction (a)	No Zone / Zone A (b)	Zone B (c)	Zone C (d)	Zone D (e)	Other Zone * (f)
0	N/A	N/A	N/A	N/A	N/A
0	N/A	N/A	N/A	N/A	N/A
0	N/A	N/A	N/A	N/A	N/A
0	N/A	N/A	N/A	N/A	N/A
0	N/A	N/A	N/A	N/A	N/A
0	N/A	N/A	N/A	N/A	N/A
0	N/A	N/A	N/A	N/A	N/A
0	N/A	N/A	N/A	N/A	N/A
0	N/A	N/A	N/A	N/A	N/A
0	N/A	N/A	N/A	N/A	N/A
0	N/A	N/A	N/A	N/A	N/A
0.000000	N/A	N/A	N/A	N/A	N/A
0	N/A	N/A	N/A	N/A	N/A
0.000000	N/A	N/A	N/A	N/A	N/A
0.000000	N/A	N/A	N/A	N/A	N/A
0	N/A	N/A	N/A	N/A	N/A
0	N/A	N/A	N/A	N/A	N/A
0	N/A	N/A	N/A	N/A	N/A
0.000000	N/A	N/A	N/A	N/A	N/A
0.000000	N/A	N/A	N/A	N/A	N/A
0	N/A	N/A	N/A	N/A	N/A
0.000000	N/A	N/A	N/A	N/A	N/A
0.000000	N/A	N/A	N/A	N/A	N/A
0	N/A	N/A	N/A	N/A	N/A
0	N/A	N/A	N/A	N/A	N/A
0	N/A	N/A	N/A	N/A	N/A
YES	N/A	N/A	N/A	N/A	N/A
No	N/A	N/A	N/A	N/A	N/A
No	N/A	N/A	N/A	N/A	N/A
	N/A	N/A	N/A	N/A	N/A
	N/A	N/A	N/A	N/A	N/A
	N/A	N/A	N/A	N/A	N/A

Price Cap Tariff Review Plan
Manual Input of EUCL Rates - No PICC or MOU Rates

Total Jurisdiction
(a)

0

0

0

0.00

0.00

0.00

0.00

0.00

0.00

0

0

0

0

0

Price Cap Tariff Review Plan
 Calculation of Minimum & Maximum EU Rates

	Total Jurisdiction (a)	No Zone / Zone A (b)	Zone B (c)	Zone C (d)	Zone D (e)	Other Zone * (f)
	0	N/A	N/A	N/A	N/A	N/A
	0	N/A	N/A	N/A	N/A	N/A
	0	N/A	N/A	N/A	N/A	N/A
	0	0	0	0	0	0
N/A		0.00	0.00	0.00	0.00	0.00
N/A		0.00	0.00	0.00	0.00	0.00
	0	0	0	0	0	0
	0	N/A	N/A	N/A	N/A	N/A
	0	N/A	N/A	N/A	N/A	N/A
	0	0	0	0	0	0
	0	N/A	N/A	N/A	N/A	N/A
N/A		0	0	0	0	0
	0	N/A	N/A	N/A	N/A	N/A
	0	N/A	N/A	N/A	N/A	N/A
	0	0	0	0	0	0
	0	N/A	N/A	N/A	N/A	N/A
	0	N/A	N/A	N/A	N/A	N/A
	0	N/A	N/A	N/A	N/A	N/A
	0	N/A	N/A	N/A	N/A	N/A
	0	N/A	N/A	N/A	N/A	N/A
N/A		0.00	0.00	0.00	0.00	0.00
N/A		0.00	0.00	0.00	0.00	0.00
N/A		0.00	0.00	0.00	0.00	0.00
	0	0	0	0	0	0
	0	0	0	0	0	0
	0	0	0	0	0	0
	0	0	0	0	0	0
	0	N/A	N/A	N/A	N/A	N/A

Price Cap Tariff Review Plan
 Allocation of Pool Revenues to MLB PICC & MLB EUCL

Total Jurisdiction (a)	No Zone / Zone A (b)	Zone B (c)	Zone C (d)	Zone D (e)	Other Zone * (f)
No Pooling	N/A	N/A	N/A	N/A	N/A
No Pooling	N/A	N/A	N/A	N/A	N/A
No Pooling	N/A	N/A	N/A	N/A	N/A
No Pooling	N/A	N/A	N/A	N/A	N/A
No Pooling	N/A	N/A	N/A	N/A	N/A
No Pooling	N/A	N/A	N/A	N/A	N/A
No Pooling	N/A	N/A	N/A	N/A	N/A
No Pooling	N/A	N/A	N/A	N/A	N/A
No Pooling	N/A	N/A	N/A	N/A	N/A
No Pooling	N/A	N/A	N/A	N/A	N/A
No Pooling	N/A	N/A	N/A	N/A	N/A
No Pooling	N/A	N/A	N/A	N/A	N/A
No Pooling	N/A	N/A	N/A	N/A	N/A
No Pooling	N/A	N/A	N/A	N/A	N/A
No Pooling	N/A	N/A	N/A	N/A	N/A
No Pooling	N/A	N/A	N/A	N/A	N/A
No Pooling	No Pooling	No Pooling	No Pooling	No Pooling	No Pooling
N/A	No Pooling	No Pooling	No Pooling	No Pooling	No Pooling
No Pooling	No Pooling	No Pooling	No Pooling	No Pooling	No Pooling
No Pooling	No Pooling	No Pooling	No Pooling	No Pooling	No Pooling
N/A	No Pooling	No Pooling	No Pooling	No Pooling	No Pooling
No Pooling	No Pooling	No Pooling	No Pooling	No Pooling	No Pooling
No Pooling	N/A	N/A	N/A	N/A	N/A

Price Cap Tariff Review Plan
Verification of Recovered CMT Revenue

Total Jurisdiction
(a)

0
0

0
0

0

0

0

0
0

0

0

0

0

Price Cap Tariff Review Plan
 Calculation of EUCL Limits, PICC Rate and CCL Rates

Total Jurisdiction (a)	No Zone / Zone A (b)	Zone B (c)	Zone C (d)	Zone D (e)	Other Zone (f)
0	0	0	0	0	0
0	0	0	0	0	0
0	0	0	0	0	0
0	0	0	0	0	0
0	N/A	N/A	N/A	N/A	N/A
0	N/A	N/A	N/A	N/A	N/A
0	N/A	N/A	N/A	N/A	N/A
0	N/A	N/A	N/A	N/A	N/A
0	N/A	N/A	N/A	N/A	N/A
0	N/A	N/A	N/A	N/A	N/A
0	N/A	N/A	N/A	N/A	N/A
6.50	N/A	N/A	N/A	N/A	N/A
7.00	N/A	N/A	N/A	N/A	N/A
9.20	N/A	N/A	N/A	N/A	N/A
0.000000	N/A	N/A	N/A	N/A	N/A
1.000000	N/A	N/A	N/A	N/A	N/A
0.000000	N/A	N/A	N/A	N/A	N/A
0.000000	N/A	N/A	N/A	N/A	N/A

Price Cap Tariff Review Plan
Manual Input of EUCL Rates - No PICC or MOU Rates

Total Jurisdiction
(a)

ok
ok
ok

Price Cap Tariff Review Plan
 Calculation of Minimum & Maximum EU Rates

Total Jurisdiction (a)	No Zone / Zone A (b)	Zone B (c)	Zone C (d)	Zone D (e)	Other Zone (f)
	N/A	N/A	N/A	N/A	N/A
	N/A	N/A	N/A	N/A	N/A
	N/A	N/A	N/A	N/A	N/A
N/A					
N/A					
	N/A	N/A	N/A	N/A	N/A
	N/A	N/A	N/A	N/A	N/A
	N/A	N/A	N/A	N/A	N/A
N/A					
	N/A	N/A	N/A	N/A	N/A
	N/A	N/A	N/A	N/A	N/A
	N/A	N/A	N/A	N/A	N/A
	N/A	N/A	N/A	N/A	N/A
	N/A	N/A	N/A	N/A	N/A
	N/A	N/A	N/A	N/A	N/A
N/A					
N/A					
N/A					
	N/A	N/A	N/A	N/A	N/A

Price Cap Tariff Review Plan
Allocation of Pool Revenues to MLB PICC & MLB EUCL

Total Jurisdiction (a)	No Zone / Zone A (b)	Zone B (c)	Zone C (d)	Zone D (e)	Other Zone (f)
	N/A	N/A	N/A	N/A	N/A
	N/A	N/A	N/A	N/A	N/A
	N/A	N/A	N/A	N/A	N/A
	N/A	N/A	N/A	N/A	N/A
	N/A	N/A	N/A	N/A	N/A
	N/A	N/A	N/A	N/A	N/A
	N/A	N/A	N/A	N/A	N/A
	N/A	N/A	N/A	N/A	N/A
	N/A	N/A	N/A	N/A	N/A
	N/A	N/A	N/A	N/A	N/A
	N/A	N/A	N/A	N/A	N/A
	N/A	N/A	N/A	N/A	N/A
	N/A	N/A	N/A	N/A	N/A
	N/A	N/A	N/A	N/A	N/A
	N/A	N/A	N/A	N/A	N/A
	N/A	N/A	N/A	N/A	N/A
	N/A	N/A	N/A	N/A	N/A
	N/A	N/A	N/A	N/A	N/A
	N/A	N/A	N/A	N/A	N/A
N/A					
N/A					
	N/A	N/A	N/A	N/A	N/A

Price Cap Tariff Review Plan
Verification of Recovered CMT Revenue

Total Jurisdiction
(a)

0
0

0
0

0

0

0

Agg.Rate 0

Agg.Rate

0

0 ok

0

LEC

FCC

Delta

Flag

0.00 *
0.00 *
0.00 *
0.00 *
0.00 *
0.00 *

0 0 0 *
0 0 0 *
0 0 0 *
0 Agg.Rate 0 *
0 Agg.Rate 0 *
0 0 0 *
0 0 0 *
0 0 0 *
*
*

Price Cap Tariff Review Plan
 Calculation of EUCL Limits, PICC Rate and CCL Rates

Total Jurisdiction (a)	No Zone / Zone A (b)	Zone B (c)	Zone C (d)	Zone D (e)	Other Zone (f)
0	0	0	0	0	0
0	0	0	0	0	0
0	0	0	0	0	0
0	0	0	0	0	0
0	N/A	N/A	N/A	N/A	N/A
0	N/A	N/A	N/A	N/A	N/A
0	N/A	N/A	N/A	N/A	N/A
0	N/A	N/A	N/A	N/A	N/A
0	N/A	N/A	N/A	N/A	N/A
0	N/A	N/A	N/A	N/A	N/A
0	N/A	N/A	N/A	N/A	N/A
6.50	N/A	N/A	N/A	N/A	N/A
7.00	N/A	N/A	N/A	N/A	N/A
9.20	N/A	N/A	N/A	N/A	N/A
0.000000	N/A	N/A	N/A	N/A	N/A
0.000000	N/A	N/A	N/A	N/A	N/A
0.0000	N/A	N/A	N/A	N/A	N/A
0.000000	N/A	N/A	N/A	N/A	N/A

Price Cap Tariff Review Plan
Manual Input of EUCL Rates - No PICC or MOU Rates

Total Jurisdiction
(a)

ok
ok
ok

Price Cap Tariff Review Plan
 Calculation of Minimum & Maximum EU Rates

Total Jurisdiction (a)	No Zone / Zone A (b)	Zone B (c)	Zone C (d)	Zone D (e)	Other Zone (f)
	N/A	N/A	N/A	N/A	N/A
	N/A	N/A	N/A	N/A	N/A
	N/A	N/A	N/A	N/A	N/A
N/A					
N/A					
	N/A	N/A	N/A	N/A	N/A
	N/A	N/A	N/A	N/A	N/A
	N/A	N/A	N/A	N/A	N/A
N/A					
	N/A	N/A	N/A	N/A	N/A
	N/A	N/A	N/A	N/A	N/A
	N/A	N/A	N/A	N/A	N/A
	N/A	N/A	N/A	N/A	N/A
	N/A	N/A	N/A	N/A	N/A
	N/A	N/A	N/A	N/A	N/A
N/A					
N/A					
N/A					
	N/A	N/A	N/A	N/A	N/A

Price Cap Tariff Review Plan
Verification of Recovered CMT Revenue

Total Jurisdiction
(a)

0
0

0
0

0

0

0

Agg.Rate 0

Agg.Rate

0

0 ok

0

LEC

FCC

Delta

Flag

0.00 *
0.00 *
0.00 *
0.00 *
0.00 *
0.00 *

0 0 0 *
0 0 0 *
0 0 0 *
0 Agg.Rate 0 *
0 Agg.Rate 0 *
0 0 0 *
0 0 0 *
0 0 0 *
*
*

Price Cap Tariff Review Plan
 Calculation of EUCL Limits, PICC Rate and CCL Rates

Total Jurisdiction (a)	No Zone / Zone A (b)	Zone B (c)	Zone C (d)	Zone D (e)	Other Zone * (f)
0	0	0	0	0	0
0	0	0	0	0	0
0	0	0	0	0	0
0	0	0	0	0	0
0	N/A	N/A	N/A	N/A	N/A
0	N/A	N/A	N/A	N/A	N/A
0	N/A	N/A	N/A	N/A	N/A
0	N/A	N/A	N/A	N/A	N/A
0	N/A	N/A	N/A	N/A	N/A
0	N/A	N/A	N/A	N/A	N/A
0	N/A	N/A	N/A	N/A	N/A
6.50	N/A	N/A	N/A	N/A	N/A
7.00	N/A	N/A	N/A	N/A	N/A
9.20	N/A	N/A	N/A	N/A	N/A
0.000000	N/A	N/A	N/A	N/A	N/A
1.000000	N/A	N/A	N/A	N/A	N/A
1.000000	N/A	N/A	N/A	N/A	N/A
0.000000	N/A	N/A	N/A	N/A	N/A

Price Cap Tariff Review Plan
 Calculation of EUCL Limits, PICC Rate and CCL Rates

Total Jurisdiction (a)	No Zone / Zone A (b)	Zone B (c)	Zone C (d)	Zone D (e)	Other Zone * (f)
0	N/A	N/A	N/A	N/A	N/A
0	N/A	N/A	N/A	N/A	N/A
0	N/A	N/A	N/A	N/A	N/A
0	N/A	N/A	N/A	N/A	N/A
0	N/A	N/A	N/A	N/A	N/A
0	N/A	N/A	N/A	N/A	N/A
0	N/A	N/A	N/A	N/A	N/A
0	N/A	N/A	N/A	N/A	N/A
0	N/A	N/A	N/A	N/A	N/A
0	N/A	N/A	N/A	N/A	N/A
0	N/A	N/A	N/A	N/A	N/A
0.000000	N/A	N/A	N/A	N/A	N/A
0	N/A	N/A	N/A	N/A	N/A
0.000000	N/A	N/A	N/A	N/A	N/A
0.000000	N/A	N/A	N/A	N/A	N/A
0	N/A	N/A	N/A	N/A	N/A
0	N/A	N/A	N/A	N/A	N/A
0	N/A	N/A	N/A	N/A	N/A
0.000000	N/A	N/A	N/A	N/A	N/A
0.000000	N/A	N/A	N/A	N/A	N/A
0	N/A	N/A	N/A	N/A	N/A
0.000000	N/A	N/A	N/A	N/A	N/A
0.000000	N/A	N/A	N/A	N/A	N/A
0	N/A	N/A	N/A	N/A	N/A
0	N/A	N/A	N/A	N/A	N/A
0	N/A	N/A	N/A	N/A	N/A
Yes	N/A	N/A	N/A	N/A	N/A
No	N/A	N/A	N/A	N/A	N/A
No	N/A	N/A	N/A	N/A	N/A
N/A	N/A	N/A	N/A	N/A	N/A
N/A	N/A	N/A	N/A	N/A	N/A
N/A	N/A	N/A	N/A	N/A	N/A

Price Cap Tariff Review Plan
Manual Input of EUCL Rates - No PICC or MOU Rates

Total Jurisdiction
(a)

0

0

0

0.00

0.00

0.00

0.00

0.00

0.00

0

0

0

0

0

Price Cap Tariff Review Plan
 Calculation of Minimum & Maximum EU Rates

Total Jurisdiction (a)	No Zone / Zone A (b)	Zone B (c)	Zone C (d)	Zone D (e)	Other Zone * (f)
CAP2	N/A	N/A	N/A	N/A	N/A
CAP2	N/A	N/A	N/A	N/A	N/A
CAP2	N/A	N/A	N/A	N/A	N/A
CAP2	CAP2	CAP2	CAP2	CAP2	CAP2
N/A	CAP2	CAP2	CAP2	CAP2	CAP2
N/A	CAP2	CAP2	CAP2	CAP2	CAP2
CAP2	CAP2	CAP2	CAP2	CAP2	CAP2
CAP2	N/A	N/A	N/A	N/A	N/A
CAP2	N/A	N/A	N/A	N/A	N/A
CAP2	CAP2	CAP2	CAP2	CAP2	CAP2
CAP2	N/A	N/A	N/A	N/A	N/A
N/A	CAP2	CAP2	CAP2	CAP2	CAP2
CAP2	N/A	N/A	N/A	N/A	N/A
CAP2	N/A	N/A	N/A	N/A	N/A
CAP2	CAP2	CAP2	CAP2	CAP2	CAP2
CAP2	N/A	N/A	N/A	N/A	N/A
CAP2	CAP2	CAP2	CAP2	CAP2	CAP2
CAP2	N/A	N/A	N/A	N/A	N/A
CAP2	N/A	N/A	N/A	N/A	N/A
CAP2	N/A	N/A	N/A	N/A	N/A
CAP2	N/A	N/A	N/A	N/A	N/A
CAP2	N/A	N/A	N/A	N/A	N/A
CAP2	CAP2	CAP2	CAP2	CAP2	CAP2
N/A	CAP2	CAP2	CAP2	CAP2	CAP2
N/A	CAP2	CAP2	CAP2	CAP2	CAP2
N/A	CAP2	CAP2	CAP2	CAP2	CAP2
CAP2	CAP2	CAP2	CAP2	CAP2	CAP2
CAP2	CAP2	CAP2	CAP2	CAP2	CAP2
CAP2	CAP2	CAP2	CAP2	CAP2	CAP2
CAP2	CAP2	CAP2	CAP2	CAP2	CAP2
CAP2	N/A	N/A	N/A	N/A	N/A

Price Cap Tariff Review Plan
 Allocation of Pool Revenues to MLB PICC & MLB EUCL

Total Jurisdiction (a)	No Zone / Zone A (b)	Zone B (c)	Zone C (d)	Zone D (e)	Other Zone * (f)
No Pooling	N/A	N/A	N/A	N/A	N/A
No Pooling	N/A	N/A	N/A	N/A	N/A
No Pooling	N/A	N/A	N/A	N/A	N/A
No Pooling	N/A	N/A	N/A	N/A	N/A
No Pooling	N/A	N/A	N/A	N/A	N/A
No Pooling	N/A	N/A	N/A	N/A	N/A
No Pooling	N/A	N/A	N/A	N/A	N/A
No Pooling	N/A	N/A	N/A	N/A	N/A
No Pooling	N/A	N/A	N/A	N/A	N/A
No Pooling	N/A	N/A	N/A	N/A	N/A
No Pooling	N/A	N/A	N/A	N/A	N/A
No Pooling	N/A	N/A	N/A	N/A	N/A
No Pooling	N/A	N/A	N/A	N/A	N/A
No Pooling	N/A	N/A	N/A	N/A	N/A
No Pooling	N/A	N/A	N/A	N/A	N/A
No Pooling	N/A	N/A	N/A	N/A	N/A
No Pooling	No Pooling	No Pooling	No Pooling	No Pooling	No Pooling
N/A	No Pooling	No Pooling	No Pooling	No Pooling	No Pooling
No Pooling	No Pooling	No Pooling	No Pooling	No Pooling	No Pooling
No Pooling	No Pooling	No Pooling	No Pooling	No Pooling	No Pooling
N/A	No Pooling	No Pooling	No Pooling	No Pooling	No Pooling
No Pooling	No Pooling	No Pooling	No Pooling	No Pooling	No Pooling
No Pooling	N/A	N/A	N/A	N/A	N/A

Price Cap Tariff Review Plan
Verification of Recovered CMT Revenue

Total Jurisdiction
(a)

0
0

0
0

0

0

0

0
0

0

0

0

0

Price Cap Tariff Review Plan
 Calculation of EUCL Limits, PICC Rate and CCL Rates

Total Jurisdiction (a)	No Zone / Zone A (b)	Zone B (c)	Zone C (d)	Zone D (e)	Other Zone * (f)
0	0	0	0	0	0
0	0	0	0	0	0
0	0	0	0	0	0
0	0	0	0	0	0
0	N/A	N/A	N/A	N/A	N/A
0	N/A	N/A	N/A	N/A	N/A
0	N/A	N/A	N/A	N/A	N/A
0	N/A	N/A	N/A	N/A	N/A
0	N/A	N/A	N/A	N/A	N/A
0	N/A	N/A	N/A	N/A	N/A
0	N/A	N/A	N/A	N/A	N/A
6.50	N/A	N/A	N/A	N/A	N/A
7.00	N/A	N/A	N/A	N/A	N/A
9.20	N/A	N/A	N/A	N/A	N/A
0.000000	N/A	N/A	N/A	N/A	N/A
0.000000	N/A	N/A	N/A	N/A	N/A
0.000000	N/A	N/A	N/A	N/A	N/A
0.000000	N/A	N/A	N/A	N/A	N/A

Price Cap Tariff Review Plan
Manual Input of EUCL Rates - No PICC or MOU Rates

Total Jurisdiction
(a)

0
0
0

0.00
0.00
0.00

0.00
0.00
0.00

0
0
0
0

0

Price Cap Tariff Review Plan
 Calculation of Minimum & Maximum EU Rates

	Total Jurisdiction (a)	No Zone / Zone A (b)	Zone B (c)	Zone C (d)	Zone D (e)	Other Zone * (f)
	0	N/A	N/A	N/A	N/A	N/A
	0	N/A	N/A	N/A	N/A	N/A
	0	N/A	N/A	N/A	N/A	N/A
	0	0	0	0	0	0
N/A		0.00	0.00	0.00	0.00	0.00
N/A		0.00	0.00	0.00	0.00	0.00
	0	0	0	0	0	0
	0	N/A	N/A	N/A	N/A	N/A
	0	N/A	N/A	N/A	N/A	N/A
	0	0	0	0	0	0
	0	N/A	N/A	N/A	N/A	N/A
N/A		0	0	0	0	0
	0	N/A	N/A	N/A	N/A	N/A
	0	N/A	N/A	N/A	N/A	N/A
	0	0	0	0	0	0
	0	N/A	N/A	N/A	N/A	N/A
	0	N/A	N/A	N/A	N/A	N/A
	0	N/A	N/A	N/A	N/A	N/A
	0	N/A	N/A	N/A	N/A	N/A
	0	N/A	N/A	N/A	N/A	N/A
N/A		0.00	0.00	0.00	0.00	0.00
N/A		0.00	0.00	0.00	0.00	0.00
N/A		0.00	0.00	0.00	0.00	0.00
	0	0	0	0	0	0
	0	0	0	0	0	0
	0	0	0	0	0	0
	0	0	0	0	0	0
	0	N/A	N/A	N/A	N/A	N/A

Price Cap Tariff Review Plan
 Allocation of Pool Revenues to MLB PICC & MLB EUCL

Total Jurisdiction (a)	No Zone / Zone A (b)	Zone B (c)	Zone C (d)	Zone D (e)	Other Zone * (f)
No Pooling	N/A	N/A	N/A	N/A	N/A
No Pooling	N/A	N/A	N/A	N/A	N/A
No Pooling	N/A	N/A	N/A	N/A	N/A
No Pooling	N/A	N/A	N/A	N/A	N/A
No Pooling	N/A	N/A	N/A	N/A	N/A
No Pooling	N/A	N/A	N/A	N/A	N/A
No Pooling	N/A	N/A	N/A	N/A	N/A
No Pooling	N/A	N/A	N/A	N/A	N/A
No Pooling	N/A	N/A	N/A	N/A	N/A
No Pooling	N/A	N/A	N/A	N/A	N/A
No Pooling	N/A	N/A	N/A	N/A	N/A
No Pooling	N/A	N/A	N/A	N/A	N/A
No Pooling	N/A	N/A	N/A	N/A	N/A
No Pooling	N/A	N/A	N/A	N/A	N/A
No Pooling	No Pooling	No Pooling	No Pooling	No Pooling	No Pooling
N/A	No Pooling	No Pooling	No Pooling	No Pooling	No Pooling
No Pooling	No Pooling	No Pooling	No Pooling	No Pooling	No Pooling
No Pooling	No Pooling	No Pooling	No Pooling	No Pooling	No Pooling
N/A	No Pooling	No Pooling	No Pooling	No Pooling	No Pooling
No Pooling	No Pooling	No Pooling	No Pooling	No Pooling	No Pooling
No Pooling	N/A	N/A	N/A	N/A	N/A

Price Cap Tariff Review Plan
Verification of Recovered CMT Revenue

Total Jurisdiction
(a)

0
0

0
0

0

0

0

0
0

0

0

0

0

Price Cap Tariff Review Plan
 Calculation of EUCL Limits, PICC Rate and CCL Rates

Total Jurisdiction (a)	No Zone / Zone A (b)	Zone B (c)	Zone C (d)	Zone D (e)	Other Zone (f)
0	0	0	0	0	0
0	0	0	0	0	0
0	0	0	0	0	0
0	0	0	0	0	0
0	N/A	N/A	N/A	N/A	N/A
0	N/A	N/A	N/A	N/A	N/A
0	N/A	N/A	N/A	N/A	N/A
0	N/A	N/A	N/A	N/A	N/A
0	N/A	N/A	N/A	N/A	N/A
0	N/A	N/A	N/A	N/A	N/A
0	N/A	N/A	N/A	N/A	N/A
6.50	N/A	N/A	N/A	N/A	N/A
7.00	N/A	N/A	N/A	N/A	N/A
9.20	N/A	N/A	N/A	N/A	N/A
0.000000	N/A	N/A	N/A	N/A	N/A
1.000000	N/A	N/A	N/A	N/A	N/A
0.000000	N/A	N/A	N/A	N/A	N/A
0.000000	N/A	N/A	N/A	N/A	N/A

Price Cap Tariff Review Plan
 Calculation of EUCL Limits, PICC Rate and CCL Rates

Total Jurisdiction (a)	No Zone / Zone A (b)	Zone B (c)	Zone C (d)	Zone D (e)	Other Zone (f)
	0	N/A	N/A	N/A	N/A
	0	N/A	N/A	N/A	N/A
	0	N/A	N/A	N/A	N/A
	0	N/A	N/A	N/A	N/A
	0	N/A	N/A	N/A	N/A
	0	N/A	N/A	N/A	N/A
	0	N/A	N/A	N/A	N/A
	0	N/A	N/A	N/A	N/A
	0	N/A	N/A	N/A	N/A
Agg. Rate	N/A	N/A	N/A	N/A	N/A
Agg. Rate	N/A	N/A	N/A	N/A	N/A
Agg. Rate	N/A	N/A	N/A	N/A	N/A
Agg. Rate	N/A	N/A	N/A	N/A	N/A
Agg. Rate	N/A	N/A	N/A	N/A	N/A
Agg. Rate	N/A	N/A	N/A	N/A	N/A
Agg. Rate	N/A	N/A	N/A	N/A	N/A
Agg. Rate	N/A	N/A	N/A	N/A	N/A
Agg. Rate	N/A	N/A	N/A	N/A	N/A
Agg. Rate	N/A	N/A	N/A	N/A	N/A
Agg. Rate	N/A	N/A	N/A	N/A	N/A
Agg. Rate	N/A	N/A	N/A	N/A	N/A
Agg. Rate	N/A	N/A	N/A	N/A	N/A
Agg. Rate	N/A	N/A	N/A	N/A	N/A
Agg. Rate	N/A	N/A	N/A	N/A	N/A
YES	N/A	N/A	N/A	N/A	N/A
NO	N/A	N/A	N/A	N/A	N/A
No	N/A	N/A	N/A	N/A	N/A
	N/A	N/A	N/A	N/A	N/A
	N/A	N/A	N/A	N/A	N/A
	N/A	N/A	N/A	N/A	N/A

Price Cap Tariff Review Plan
Manual Input of EUCL Rates - No PICC or MOU Rates

Total Jurisdiction
(a)

ok
ok
ok

Price Cap Tariff Review Plan
 Calculation of Minimum & Maximum EU Rates

Total Jurisdiction (a)	No Zone / Zone A (b)	Zone B (c)	Zone C (d)	Zone D (e)	Other Zone (f)
	N/A	N/A	N/A	N/A	N/A
	N/A	N/A	N/A	N/A	N/A
	N/A	N/A	N/A	N/A	N/A
N/A					
N/A					
	N/A	N/A	N/A	N/A	N/A
	N/A	N/A	N/A	N/A	N/A
	N/A	N/A	N/A	N/A	N/A
N/A					
	N/A	N/A	N/A	N/A	N/A
	N/A	N/A	N/A	N/A	N/A
	N/A	N/A	N/A	N/A	N/A
	N/A	N/A	N/A	N/A	N/A
	N/A	N/A	N/A	N/A	N/A
N/A					
N/A					
N/A					
	N/A	N/A	N/A	N/A	N/A

Price Cap Tariff Review Plan
Verification of Recovered CMT Revenue

Total Jurisdiction
(a)

0
0

0
0

0

0

0

Agg.Rate 0

Agg.Rate

0

0 ok

0

LEC

FCC

Delta

Flag

0.00 *
0.00 *
0.00 *
0.00 *
0.00 *
0.00 *

0 0 0 *
0 0 0 *
0 0 0 *
0 Agg.Rate 0 *
0 Agg.Rate 0 *
0 0 0 *
0 0 0 *
0 0 0 *
*
*

Price Cap Tariff Review Plan
 Calculation of EUCL Limits, PICC Rate and CCL Rates

Total Jurisdiction (a)	No Zone / Zone A (b)	Zone B (c)	Zone C (d)	Zone D (e)	Other Zone (f)
0	0	0	0	0	0
0	0	0	0	0	0
0	0	0	0	0	0
0	0	0	0	0	0
0	N/A	N/A	N/A	N/A	N/A
0	N/A	N/A	N/A	N/A	N/A
0	N/A	N/A	N/A	N/A	N/A
0	N/A	N/A	N/A	N/A	N/A
0	N/A	N/A	N/A	N/A	N/A
0	N/A	N/A	N/A	N/A	N/A
0	N/A	N/A	N/A	N/A	N/A
6.50	N/A	N/A	N/A	N/A	N/A
7.00	N/A	N/A	N/A	N/A	N/A
9.20	N/A	N/A	N/A	N/A	N/A
0.000000	N/A	N/A	N/A	N/A	N/A
0.000000	N/A	N/A	N/A	N/A	N/A
0.0000	N/A	N/A	N/A	N/A	N/A
0.000000	N/A	N/A	N/A	N/A	N/A

Price Cap Tariff Review Plan
Manual Input of EUCL Rates - No PICC or MOU Rates

Total Jurisdiction
(a)

ok
ok
ok

Price Cap Tariff Review Plan
 Calculation of Minimum & Maximum EU Rates

Total Jurisdiction (a)	No Zone / Zone A (b)	Zone B (c)	Zone C (d)	Zone D (e)	Other Zone (f)
	N/A	N/A	N/A	N/A	N/A
	N/A	N/A	N/A	N/A	N/A
	N/A	N/A	N/A	N/A	N/A
N/A					
N/A					
	N/A	N/A	N/A	N/A	N/A
	N/A	N/A	N/A	N/A	N/A
	N/A	N/A	N/A	N/A	N/A
N/A					
	N/A	N/A	N/A	N/A	N/A
	N/A	N/A	N/A	N/A	N/A
	N/A	N/A	N/A	N/A	N/A
	N/A	N/A	N/A	N/A	N/A
	N/A	N/A	N/A	N/A	N/A
N/A					
N/A					
N/A					
	N/A	N/A	N/A	N/A	N/A

Price Cap Tariff Review Plan
Verification of Recovered CMT Revenue

Total Jurisdiction
(a)

0
0

0
0

0

0

0

Agg.Rate

0

Agg.Rate

0

0 ok

0

LEC

FCC

Delta

Flag

0.00 *
0.00 *
0.00 *
0.00 *
0.00 *
0.00 *

0 0 0 *
0 0 0 *
0 0 0 *
0 Agg.Rate 0 *
0 Agg.Rate 0 *
0 0 0 *
0 0 0 *
0 0 0 *
*
*

Price Cap Tariff Review Plan
 Calculation of EUCL Limits, PICC Rate and CCL Rates

Total Jurisdiction (a)	No Zone / Zone A (b)	Zone B (c)	Zone C (d)	Zone D (e)	Other Zone * (f)
0	0	0	0	0	0
0	0	0	0	0	0
0	0	0	0	0	0
0	0	0	0	0	0
0	N/A	N/A	N/A	N/A	N/A
0	N/A	N/A	N/A	N/A	N/A
0	N/A	N/A	N/A	N/A	N/A
0	N/A	N/A	N/A	N/A	N/A
0	N/A	N/A	N/A	N/A	N/A
0	N/A	N/A	N/A	N/A	N/A
0	N/A	N/A	N/A	N/A	N/A
6.50	N/A	N/A	N/A	N/A	N/A
7.00	N/A	N/A	N/A	N/A	N/A
9.20	N/A	N/A	N/A	N/A	N/A
0.000000	N/A	N/A	N/A	N/A	N/A
1.000000	N/A	N/A	N/A	N/A	N/A
1.000000	N/A	N/A	N/A	N/A	N/A
0.000000	N/A	N/A	N/A	N/A	N/A

Price Cap Tariff Review Plan
 Calculation of EUCL Limits, PICC Rate and CCL Rates

Total Jurisdiction (a)	No Zone / Zone A (b)	Zone B (c)	Zone C (d)	Zone D (e)	Other Zone * (f)
	0	N/A	N/A	N/A	N/A
	0	N/A	N/A	N/A	N/A
	0	N/A	N/A	N/A	N/A
	0	N/A	N/A	N/A	N/A
	0	N/A	N/A	N/A	N/A
	0	N/A	N/A	N/A	N/A
	0	N/A	N/A	N/A	N/A
	0	N/A	N/A	N/A	N/A
	0	N/A	N/A	N/A	N/A
	0	N/A	N/A	N/A	N/A
	0	N/A	N/A	N/A	N/A
	0	N/A	N/A	N/A	N/A
	0	N/A	N/A	N/A	N/A
	0.000000	N/A	N/A	N/A	N/A
	0	N/A	N/A	N/A	N/A
	0.000000	N/A	N/A	N/A	N/A
	0.000000	N/A	N/A	N/A	N/A
	0	N/A	N/A	N/A	N/A
	0	N/A	N/A	N/A	N/A
	0	N/A	N/A	N/A	N/A
	0.000000	N/A	N/A	N/A	N/A
	0.000000	N/A	N/A	N/A	N/A
	0	N/A	N/A	N/A	N/A
	0.000000	N/A	N/A	N/A	N/A
	0.000000	N/A	N/A	N/A	N/A
	0	N/A	N/A	N/A	N/A
	0	N/A	N/A	N/A	N/A
	0	N/A	N/A	N/A	N/A
Yes		N/A	N/A	N/A	N/A
No		N/A	N/A	N/A	N/A
No		N/A	N/A	N/A	N/A
		N/A	N/A	N/A	N/A
		N/A	N/A	N/A	N/A
		N/A	N/A	N/A	N/A

Price Cap Tariff Review Plan
Manual Input of EUCL Rates - No PICC or MOU Rates

Total Jurisdiction
(a)

0

0

0

0.00

0.00

0.00

0.00

0.00

0.00

0

0

0

0

0

Price Cap Tariff Review Plan
 Calculation of Minimum & Maximum EU Rates

Total Jurisdiction (a)	No Zone / Zone A (b)	Zone B (c)	Zone C (d)	Zone D (e)	Other Zone * (f)
CAP2	N/A	N/A	N/A	N/A	N/A
CAP2	N/A	N/A	N/A	N/A	N/A
CAP2	N/A	N/A	N/A	N/A	N/A
CAP2	CAP2	CAP2	CAP2	CAP2	CAP2
N/A	CAP2	CAP2	CAP2	CAP2	CAP2
N/A	CAP2	CAP2	CAP2	CAP2	CAP2
CAP2	CAP2	CAP2	CAP2	CAP2	CAP2
CAP2	N/A	N/A	N/A	N/A	N/A
CAP2	N/A	N/A	N/A	N/A	N/A
CAP2	CAP2	CAP2	CAP2	CAP2	CAP2
CAP2	N/A	N/A	N/A	N/A	N/A
N/A	CAP2	CAP2	CAP2	CAP2	CAP2
CAP2	N/A	N/A	N/A	N/A	N/A
CAP2	N/A	N/A	N/A	N/A	N/A
CAP2	CAP2	CAP2	CAP2	CAP2	CAP2
CAP2	N/A	N/A	N/A	N/A	N/A
CAP2	CAP2	CAP2	CAP2	CAP2	CAP2
CAP2	N/A	N/A	N/A	N/A	N/A
CAP2	N/A	N/A	N/A	N/A	N/A
CAP2	N/A	N/A	N/A	N/A	N/A
CAP2	N/A	N/A	N/A	N/A	N/A
CAP2	N/A	N/A	N/A	N/A	N/A
CAP2	CAP2	CAP2	CAP2	CAP2	CAP2
CAP2	CAP2	CAP2	CAP2	CAP2	CAP2
CAP2	CAP2	CAP2	CAP2	CAP2	CAP2
CAP2	CAP2	CAP2	CAP2	CAP2	CAP2
CAP2	N/A	N/A	N/A	N/A	N/A

Price Cap Tariff Review Plan
Verification of Recovered CMT Revenue

Total Jurisdiction
(a)

0
0

0
0

0

0

0

0
0

0

0

0

0

Price Cap Tariff Review Plan
 Calculation of EUCL Limits, PICC Rate and CCL Rates

Total Jurisdiction (a)	No Zone / Zone A (b)	Zone B (c)	Zone C (d)	Zone D (e)	Other Zone * (f)
0	0	0	0	0	0
0	0	0	0	0	0
0	0	0	0	0	0
0	0	0	0	0	0
0	N/A	N/A	N/A	N/A	N/A
0	N/A	N/A	N/A	N/A	N/A
0	N/A	N/A	N/A	N/A	N/A
0	N/A	N/A	N/A	N/A	N/A
0	N/A	N/A	N/A	N/A	N/A
0	N/A	N/A	N/A	N/A	N/A
0	N/A	N/A	N/A	N/A	N/A
6.50	N/A	N/A	N/A	N/A	N/A
7.00	N/A	N/A	N/A	N/A	N/A
9.20	N/A	N/A	N/A	N/A	N/A
0.000000	N/A	N/A	N/A	N/A	N/A
0.000000	N/A	N/A	N/A	N/A	N/A
0.000000	N/A	N/A	N/A	N/A	N/A
0.000000	N/A	N/A	N/A	N/A	N/A

Price Cap Tariff Review Plan
 Calculation of EUCL Limits, PICC Rate and CCL Rates

Total Jurisdiction (a)	No Zone / Zone A (b)	Zone B (c)	Zone C (d)	Zone D (e)	Other Zone * (f)
0	N/A	N/A	N/A	N/A	N/A
0	N/A	N/A	N/A	N/A	N/A
0	N/A	N/A	N/A	N/A	N/A
0	N/A	N/A	N/A	N/A	N/A
0	N/A	N/A	N/A	N/A	N/A
0	N/A	N/A	N/A	N/A	N/A
0	N/A	N/A	N/A	N/A	N/A
0	N/A	N/A	N/A	N/A	N/A
0	N/A	N/A	N/A	N/A	N/A
0	N/A	N/A	N/A	N/A	N/A
0	N/A	N/A	N/A	N/A	N/A
0.000000	N/A	N/A	N/A	N/A	N/A
0	N/A	N/A	N/A	N/A	N/A
0.000000	N/A	N/A	N/A	N/A	N/A
0.000000	N/A	N/A	N/A	N/A	N/A
0	N/A	N/A	N/A	N/A	N/A
0	N/A	N/A	N/A	N/A	N/A
0	N/A	N/A	N/A	N/A	N/A
0.000000	N/A	N/A	N/A	N/A	N/A
0.000000	N/A	N/A	N/A	N/A	N/A
0	N/A	N/A	N/A	N/A	N/A
0.000000	N/A	N/A	N/A	N/A	N/A
0.000000	N/A	N/A	N/A	N/A	N/A
0	N/A	N/A	N/A	N/A	N/A
0	N/A	N/A	N/A	N/A	N/A
0	N/A	N/A	N/A	N/A	N/A
YES	N/A	N/A	N/A	N/A	N/A
No	N/A	N/A	N/A	N/A	N/A
No	N/A	N/A	N/A	N/A	N/A
	N/A	N/A	N/A	N/A	N/A
	N/A	N/A	N/A	N/A	N/A
	N/A	N/A	N/A	N/A	N/A

Price Cap Tariff Review Plan
Manual Input of EUCL Rates - No PICC or MOU Rates

Total Jurisdiction
(a)

0

0

0

0.00

0.00

0.00

0.00

0.00

0.00

0

0

0

0

0

Price Cap Tariff Review Plan
 Calculation of Minimum & Maximum EU Rates

	Total Jurisdiction (a)	No Zone / Zone A (b)	Zone B (c)	Zone C (d)	Zone D (e)	Other Zone * (f)
	0	N/A	N/A	N/A	N/A	N/A
	0	N/A	N/A	N/A	N/A	N/A
	0	N/A	N/A	N/A	N/A	N/A
	0	0	0	0	0	0
N/A		0.00	0.00	0.00	0.00	0.00
N/A		0.00	0.00	0.00	0.00	0.00
	0	0	0	0	0	0
	0	N/A	N/A	N/A	N/A	N/A
	0	N/A	N/A	N/A	N/A	N/A
	0	0	0	0	0	0
	0	N/A	N/A	N/A	N/A	N/A
N/A		0	0	0	0	0
	0	N/A	N/A	N/A	N/A	N/A
	0	N/A	N/A	N/A	N/A	N/A
	0	0	0	0	0	0
	0	N/A	N/A	N/A	N/A	N/A
	0	N/A	N/A	N/A	N/A	N/A
	0	N/A	N/A	N/A	N/A	N/A
	0	N/A	N/A	N/A	N/A	N/A
	0	N/A	N/A	N/A	N/A	N/A
N/A		0.00	0.00	0.00	0.00	0.00
N/A		0.00	0.00	0.00	0.00	0.00
N/A		0.00	0.00	0.00	0.00	0.00
	0	0	0	0	0	0
	0	0	0	0	0	0
	0	0	0	0	0	0
	0	0	0	0	0	0
	0	N/A	N/A	N/A	N/A	N/A

Price Cap Tariff Review Plan
 Allocation of Pool Revenues to MLB PICC & MLB EUCL

Total Jurisdiction (a)	No Zone / Zone A (b)	Zone B (c)	Zone C (d)	Zone D (e)	Other Zone * (f)
No Pooling	N/A	N/A	N/A	N/A	N/A
No Pooling	N/A	N/A	N/A	N/A	N/A
No Pooling	N/A	N/A	N/A	N/A	N/A
No Pooling	N/A	N/A	N/A	N/A	N/A
No Pooling	N/A	N/A	N/A	N/A	N/A
No Pooling	N/A	N/A	N/A	N/A	N/A
No Pooling	N/A	N/A	N/A	N/A	N/A
No Pooling	N/A	N/A	N/A	N/A	N/A
No Pooling	N/A	N/A	N/A	N/A	N/A
No Pooling	N/A	N/A	N/A	N/A	N/A
No Pooling	N/A	N/A	N/A	N/A	N/A
No Pooling	N/A	N/A	N/A	N/A	N/A
No Pooling	N/A	N/A	N/A	N/A	N/A
No Pooling	N/A	N/A	N/A	N/A	N/A
No Pooling	N/A	N/A	N/A	N/A	N/A
No Pooling	N/A	N/A	N/A	N/A	N/A
No Pooling	No Pooling	No Pooling	No Pooling	No Pooling	No Pooling
N/A	No Pooling	No Pooling	No Pooling	No Pooling	No Pooling
No Pooling	No Pooling	No Pooling	No Pooling	No Pooling	No Pooling
No Pooling	No Pooling	No Pooling	No Pooling	No Pooling	No Pooling
N/A	No Pooling	No Pooling	No Pooling	No Pooling	No Pooling
No Pooling	No Pooling	No Pooling	No Pooling	No Pooling	No Pooling
No Pooling	N/A	N/A	N/A	N/A	N/A

Price Cap Tariff Review Plan
Verification of Recovered CMT Revenue

Total Jurisdiction
(a)

0
0

0
0

0

0

0

0
0

0

0

0

0

Price Cap Tariff Review Plan
 Calculation of EUCL Limits, PICC Rate and CCL Rates

Total Jurisdiction (a)	No Zone / Zone A (b)	Zone B (c)	Zone C (d)	Zone D (e)	Other Zone (f)
0	0	0	0	0	0
0	0	0	0	0	0
0	0	0	0	0	0
0	0	0	0	0	0
0	N/A	N/A	N/A	N/A	N/A
0	N/A	N/A	N/A	N/A	N/A
0	N/A	N/A	N/A	N/A	N/A
0	N/A	N/A	N/A	N/A	N/A
0	N/A	N/A	N/A	N/A	N/A
0	N/A	N/A	N/A	N/A	N/A
0	N/A	N/A	N/A	N/A	N/A
6.50	N/A	N/A	N/A	N/A	N/A
7.00	N/A	N/A	N/A	N/A	N/A
9.20	N/A	N/A	N/A	N/A	N/A
0.000000	N/A	N/A	N/A	N/A	N/A
1.000000	N/A	N/A	N/A	N/A	N/A
0.000000	N/A	N/A	N/A	N/A	N/A
0.000000	N/A	N/A	N/A	N/A	N/A

Price Cap Tariff Review Plan
Manual Input of EUCL Rates - No PICC or MOU Rates

Total Jurisdiction
(a)

ok
ok
ok

Price Cap Tariff Review Plan
 Calculation of Minimum & Maximum EU Rates

Total Jurisdiction (a)	No Zone / Zone A (b)	Zone B (c)	Zone C (d)	Zone D (e)	Other Zone (f)
	N/A	N/A	N/A	N/A	N/A
	N/A	N/A	N/A	N/A	N/A
	N/A	N/A	N/A	N/A	N/A
N/A					
N/A					
	N/A	N/A	N/A	N/A	N/A
	N/A	N/A	N/A	N/A	N/A
	N/A	N/A	N/A	N/A	N/A
N/A					
	N/A	N/A	N/A	N/A	N/A
	N/A	N/A	N/A	N/A	N/A
	N/A	N/A	N/A	N/A	N/A
	N/A	N/A	N/A	N/A	N/A
	N/A	N/A	N/A	N/A	N/A
	N/A	N/A	N/A	N/A	N/A
N/A					
N/A					
N/A					
	N/A	N/A	N/A	N/A	N/A

Price Cap Tariff Review Plan
Verification of Recovered CMT Revenue

Total Jurisdiction
(a)

0
0

0
0

0

0

0

Agg.Rate 0

Agg.Rate

0

0 ok

0

LEC

FCC

Delta

Flag

0.00 *
0.00 *
0.00 *
0.00 *
0.00 *
0.00 *

0 0 0 *
0 0 0 *
0 0 0 *
0 Agg.Rate 0 *
0 Agg.Rate 0 *
0 0 0 *
0 0 0 *
0 0 0 *
*
*

Price Cap Tariff Review Plan
 Calculation of EUCL Limits, PICC Rate and CCL Rates

Total Jurisdiction (a)	No Zone / Zone A (b)	Zone B (c)	Zone C (d)	Zone D (e)	Other Zone (f)
0	0	0	0	0	0
0	0	0	0	0	0
0	0	0	0	0	0
0	0	0	0	0	0
0	N/A	N/A	N/A	N/A	N/A
0	N/A	N/A	N/A	N/A	N/A
0	N/A	N/A	N/A	N/A	N/A
0	N/A	N/A	N/A	N/A	N/A
0	N/A	N/A	N/A	N/A	N/A
0	N/A	N/A	N/A	N/A	N/A
0	N/A	N/A	N/A	N/A	N/A
6.50	N/A	N/A	N/A	N/A	N/A
7.00	N/A	N/A	N/A	N/A	N/A
9.20	N/A	N/A	N/A	N/A	N/A
0.000000	N/A	N/A	N/A	N/A	N/A
0.000000	N/A	N/A	N/A	N/A	N/A
0.0000	N/A	N/A	N/A	N/A	N/A
0.000000	N/A	N/A	N/A	N/A	N/A

Price Cap Tariff Review Plan
Manual Input of EUCL Rates - No PICC or MOU Rates

Total Jurisdiction
(a)

ok
ok
ok

Price Cap Tariff Review Plan
 Calculation of Minimum & Maximum EU Rates

Total Jurisdiction (a)	No Zone / Zone A (b)	Zone B (c)	Zone C (d)	Zone D (e)	Other Zone (f)
	N/A	N/A	N/A	N/A	N/A
	N/A	N/A	N/A	N/A	N/A
	N/A	N/A	N/A	N/A	N/A
N/A					
N/A					
	N/A	N/A	N/A	N/A	N/A
	N/A	N/A	N/A	N/A	N/A
	N/A	N/A	N/A	N/A	N/A
N/A					
	N/A	N/A	N/A	N/A	N/A
	N/A	N/A	N/A	N/A	N/A
	N/A	N/A	N/A	N/A	N/A
	N/A	N/A	N/A	N/A	N/A
	N/A	N/A	N/A	N/A	N/A
N/A					
N/A					
N/A					
	N/A	N/A	N/A	N/A	N/A

Price Cap Tariff Review Plan
 Allocation of Pool Revenues to MLB PICC & MLB EUCL

Total Jurisdiction (a)	No Zone / Zone A (b)	Zone B (c)	Zone C (d)	Zone D (e)	Other Zone (f)
	N/A	N/A	N/A	N/A	N/A
	N/A	N/A	N/A	N/A	N/A
	N/A	N/A	N/A	N/A	N/A
	N/A	N/A	N/A	N/A	N/A
	N/A	N/A	N/A	N/A	N/A
	N/A	N/A	N/A	N/A	N/A
	N/A	N/A	N/A	N/A	N/A
	N/A	N/A	N/A	N/A	N/A
	N/A	N/A	N/A	N/A	N/A
	N/A	N/A	N/A	N/A	N/A
	N/A	N/A	N/A	N/A	N/A
	N/A	N/A	N/A	N/A	N/A
	N/A	N/A	N/A	N/A	N/A
	N/A	N/A	N/A	N/A	N/A
	N/A	N/A	N/A	N/A	N/A
N/A					
N/A					
	N/A	N/A	N/A	N/A	N/A

Price Cap Tariff Review Plan
Verification of Recovered CMT Revenue

Total Jurisdiction
(a)

0
0

0
0

0

0

0

Agg.Rate

0

Agg.Rate

0

0 ok

0

LEC

FCC

Delta

Flag

0.00 *
0.00 *
0.00 *
0.00 *
0.00 *
0.00 *

0 0 0 *
0 0 0 *
0 0 0 *
0 Agg.Rate 0 *
0 Agg.Rate 0 *
0 0 0 *
0 0 0 *
0 0 0 *
*
*

Price Cap Tariff Review Plan
 Calculation of EUCL Limits, PICC Rate and CCL Rates

Total Jurisdiction (a)	No Zone / Zone A (b)	Zone B (c)	Zone C (d)	Zone D (e)	Other Zone * (f)
0	0	0	0	0	0
0	0	0	0	0	0
0	0	0	0	0	0
0	0	0	0	0	0
0	N/A	N/A	N/A	N/A	N/A
0	N/A	N/A	N/A	N/A	N/A
0	N/A	N/A	N/A	N/A	N/A
0	N/A	N/A	N/A	N/A	N/A
0	N/A	N/A	N/A	N/A	N/A
0	N/A	N/A	N/A	N/A	N/A
0	N/A	N/A	N/A	N/A	N/A
6.50	N/A	N/A	N/A	N/A	N/A
7.00	N/A	N/A	N/A	N/A	N/A
9.20	N/A	N/A	N/A	N/A	N/A
0.000000	N/A	N/A	N/A	N/A	N/A
1.000000	N/A	N/A	N/A	N/A	N/A
1.000000	N/A	N/A	N/A	N/A	N/A
0.000000	N/A	N/A	N/A	N/A	N/A

Price Cap Tariff Review Plan
 Calculation of EUCL Limits, PICC Rate and CCL Rates

Total Jurisdiction (a)	No Zone / Zone A (b)	Zone B (c)	Zone C (d)	Zone D (e)	Other Zone * (f)
0	N/A	N/A	N/A	N/A	N/A
0	N/A	N/A	N/A	N/A	N/A
0	N/A	N/A	N/A	N/A	N/A
0	N/A	N/A	N/A	N/A	N/A
0	N/A	N/A	N/A	N/A	N/A
0	N/A	N/A	N/A	N/A	N/A
0	N/A	N/A	N/A	N/A	N/A
0	N/A	N/A	N/A	N/A	N/A
0	N/A	N/A	N/A	N/A	N/A
0	N/A	N/A	N/A	N/A	N/A
0	N/A	N/A	N/A	N/A	N/A
0.000000	N/A	N/A	N/A	N/A	N/A
0	N/A	N/A	N/A	N/A	N/A
0.000000	N/A	N/A	N/A	N/A	N/A
0.000000	N/A	N/A	N/A	N/A	N/A
0	N/A	N/A	N/A	N/A	N/A
0	N/A	N/A	N/A	N/A	N/A
0	N/A	N/A	N/A	N/A	N/A
0.000000	N/A	N/A	N/A	N/A	N/A
0.000000	N/A	N/A	N/A	N/A	N/A
0	N/A	N/A	N/A	N/A	N/A
0.000000	N/A	N/A	N/A	N/A	N/A
0.000000	N/A	N/A	N/A	N/A	N/A
0	N/A	N/A	N/A	N/A	N/A
0	N/A	N/A	N/A	N/A	N/A
0	N/A	N/A	N/A	N/A	N/A
Yes	N/A	N/A	N/A	N/A	N/A
No	N/A	N/A	N/A	N/A	N/A
No	N/A	N/A	N/A	N/A	N/A
N/A	N/A	N/A	N/A	N/A	N/A
N/A	N/A	N/A	N/A	N/A	N/A
N/A	N/A	N/A	N/A	N/A	N/A

Price Cap Tariff Review Plan
Manual Input of EUCL Rates - No PICC or MOU Rates

Total Jurisdiction
(a)

0

0

0

0.00

0.00

0.00

0.00

0.00

0.00

0

0

0

0

0

Price Cap Tariff Review Plan
 Calculation of Minimum & Maximum EU Rates

Total Jurisdiction (a)	No Zone / Zone A (b)	Zone B (c)	Zone C (d)	Zone D (e)	Other Zone * (f)
CAP2	N/A	N/A	N/A	N/A	N/A
CAP2	N/A	N/A	N/A	N/A	N/A
CAP2	N/A	N/A	N/A	N/A	N/A
CAP2	CAP2	CAP2	CAP2	CAP2	CAP2
N/A	CAP2	CAP2	CAP2	CAP2	CAP2
N/A	CAP2	CAP2	CAP2	CAP2	CAP2
CAP2	CAP2	CAP2	CAP2	CAP2	CAP2
CAP2	N/A	N/A	N/A	N/A	N/A
CAP2	N/A	N/A	N/A	N/A	N/A
CAP2	CAP2	CAP2	CAP2	CAP2	CAP2
CAP2	N/A	N/A	N/A	N/A	N/A
N/A	CAP2	CAP2	CAP2	CAP2	CAP2
CAP2	N/A	N/A	N/A	N/A	N/A
CAP2	N/A	N/A	N/A	N/A	N/A
CAP2	CAP2	CAP2	CAP2	CAP2	CAP2
CAP2	N/A	N/A	N/A	N/A	N/A
CAP2	CAP2	CAP2	CAP2	CAP2	CAP2
CAP2	N/A	N/A	N/A	N/A	N/A
CAP2	N/A	N/A	N/A	N/A	N/A
CAP2	N/A	N/A	N/A	N/A	N/A
CAP2	N/A	N/A	N/A	N/A	N/A
CAP2	N/A	N/A	N/A	N/A	N/A
CAP2	CAP2	CAP2	CAP2	CAP2	CAP2
CAP2	CAP2	CAP2	CAP2	CAP2	CAP2
CAP2	CAP2	CAP2	CAP2	CAP2	CAP2
CAP2	CAP2	CAP2	CAP2	CAP2	CAP2
CAP2	N/A	N/A	N/A	N/A	N/A

Price Cap Tariff Review Plan
 Allocation of Pool Revenues to MLB PICC & MLB EUCL

Total Jurisdiction (a)	No Zone / Zone A (b)	Zone B (c)	Zone C (d)	Zone D (e)	Other Zone * (f)
No Pooling	N/A	N/A	N/A	N/A	N/A
No Pooling	N/A	N/A	N/A	N/A	N/A
No Pooling	N/A	N/A	N/A	N/A	N/A
No Pooling	N/A	N/A	N/A	N/A	N/A
No Pooling	N/A	N/A	N/A	N/A	N/A
No Pooling	N/A	N/A	N/A	N/A	N/A
No Pooling	N/A	N/A	N/A	N/A	N/A
No Pooling	N/A	N/A	N/A	N/A	N/A
No Pooling	N/A	N/A	N/A	N/A	N/A
No Pooling	N/A	N/A	N/A	N/A	N/A
No Pooling	N/A	N/A	N/A	N/A	N/A
No Pooling	N/A	N/A	N/A	N/A	N/A
No Pooling	N/A	N/A	N/A	N/A	N/A
No Pooling	N/A	N/A	N/A	N/A	N/A
No Pooling	N/A	N/A	N/A	N/A	N/A
No Pooling	N/A	N/A	N/A	N/A	N/A
No Pooling	No Pooling	No Pooling	No Pooling	No Pooling	No Pooling
N/A	No Pooling	No Pooling	No Pooling	No Pooling	No Pooling
No Pooling	No Pooling	No Pooling	No Pooling	No Pooling	No Pooling
No Pooling	No Pooling	No Pooling	No Pooling	No Pooling	No Pooling
N/A	No Pooling	No Pooling	No Pooling	No Pooling	No Pooling
No Pooling	No Pooling	No Pooling	No Pooling	No Pooling	No Pooling
No Pooling	N/A	N/A	N/A	N/A	N/A

Price Cap Tariff Review Plan
Verification of Recovered CMT Revenue

Total Jurisdiction
(a)

0
0

0
0

0

0

0

0
0

0

0

0

0

Price Cap Tariff Review Plan
 Calculation of EUCL Limits, PICC Rate and CCL Rates

Total Jurisdiction (a)	No Zone / Zone A (b)	Zone B (c)	Zone C (d)	Zone D (e)	Other Zone * (f)
0	0	0	0	0	0
0	0	0	0	0	0
0	0	0	0	0	0
0	0	0	0	0	0
0	N/A	N/A	N/A	N/A	N/A
0	N/A	N/A	N/A	N/A	N/A
0	N/A	N/A	N/A	N/A	N/A
0	N/A	N/A	N/A	N/A	N/A
0	N/A	N/A	N/A	N/A	N/A
0	N/A	N/A	N/A	N/A	N/A
0	N/A	N/A	N/A	N/A	N/A
6.50	N/A	N/A	N/A	N/A	N/A
7.00	N/A	N/A	N/A	N/A	N/A
9.20	N/A	N/A	N/A	N/A	N/A
0.000000	N/A	N/A	N/A	N/A	N/A
0.000000	N/A	N/A	N/A	N/A	N/A
0.000000	N/A	N/A	N/A	N/A	N/A
0.000000	N/A	N/A	N/A	N/A	N/A

Price Cap Tariff Review Plan
 Calculation of EUCL Limits, PICC Rate and CCL Rates

Total Jurisdiction (a)	No Zone / Zone A (b)	Zone B (c)	Zone C (d)	Zone D (e)	Other Zone * (f)
0	N/A	N/A	N/A	N/A	N/A
0	N/A	N/A	N/A	N/A	N/A
0	N/A	N/A	N/A	N/A	N/A
0	N/A	N/A	N/A	N/A	N/A
0	N/A	N/A	N/A	N/A	N/A
0	N/A	N/A	N/A	N/A	N/A
0	N/A	N/A	N/A	N/A	N/A
0	N/A	N/A	N/A	N/A	N/A
0	N/A	N/A	N/A	N/A	N/A
0	N/A	N/A	N/A	N/A	N/A
0	N/A	N/A	N/A	N/A	N/A
0.000000	N/A	N/A	N/A	N/A	N/A
0	N/A	N/A	N/A	N/A	N/A
0.000000	N/A	N/A	N/A	N/A	N/A
0.000000	N/A	N/A	N/A	N/A	N/A
0	N/A	N/A	N/A	N/A	N/A
0	N/A	N/A	N/A	N/A	N/A
0	N/A	N/A	N/A	N/A	N/A
0.000000	N/A	N/A	N/A	N/A	N/A
0.000000	N/A	N/A	N/A	N/A	N/A
0	N/A	N/A	N/A	N/A	N/A
0.000000	N/A	N/A	N/A	N/A	N/A
0.000000	N/A	N/A	N/A	N/A	N/A
0	N/A	N/A	N/A	N/A	N/A
0	N/A	N/A	N/A	N/A	N/A
0	N/A	N/A	N/A	N/A	N/A
YES	N/A	N/A	N/A	N/A	N/A
No	N/A	N/A	N/A	N/A	N/A
No	N/A	N/A	N/A	N/A	N/A
	N/A	N/A	N/A	N/A	N/A
	N/A	N/A	N/A	N/A	N/A
	N/A	N/A	N/A	N/A	N/A

Price Cap Tariff Review Plan
Manual Input of EUCL Rates - No PICC or MOU Rates

Total Jurisdiction
(a)

0

0

0

0.00

0.00

0.00

0.00

0.00

0.00

0

0

0

0

0

Price Cap Tariff Review Plan
 Calculation of Minimum & Maximum EU Rates

	Total Jurisdiction (a)	No Zone / Zone A (b)	Zone B (c)	Zone C (d)	Zone D (e)	Other Zone * (f)
	0	N/A	N/A	N/A	N/A	N/A
	0	N/A	N/A	N/A	N/A	N/A
	0	N/A	N/A	N/A	N/A	N/A
	0	0	0	0	0	0
N/A		0.00	0.00	0.00	0.00	0.00
N/A		0.00	0.00	0.00	0.00	0.00
	0	0	0	0	0	0
	0	N/A	N/A	N/A	N/A	N/A
	0	N/A	N/A	N/A	N/A	N/A
	0	0	0	0	0	0
	0	N/A	N/A	N/A	N/A	N/A
N/A		0	0	0	0	0
	0	N/A	N/A	N/A	N/A	N/A
	0	N/A	N/A	N/A	N/A	N/A
	0	0	0	0	0	0
	0	N/A	N/A	N/A	N/A	N/A
	0	N/A	N/A	N/A	N/A	N/A
	0	N/A	N/A	N/A	N/A	N/A
	0	N/A	N/A	N/A	N/A	N/A
	0	N/A	N/A	N/A	N/A	N/A
N/A		0.00	0.00	0.00	0.00	0.00
N/A		0.00	0.00	0.00	0.00	0.00
N/A		0.00	0.00	0.00	0.00	0.00
	0	0	0	0	0	0
	0	0	0	0	0	0
	0	0	0	0	0	0
	0	0	0	0	0	0
	0	N/A	N/A	N/A	N/A	N/A

Price Cap Tariff Review Plan
Allocation of Pool Revenues to MLB PICC & MLB EUCL

Total Jurisdiction (a)	No Zone / Zone A (b)	Zone B (c)	Zone C (d)	Zone D (e)	Other Zone * (f)
No Pooling	N/A	N/A	N/A	N/A	N/A
No Pooling	N/A	N/A	N/A	N/A	N/A
No Pooling	N/A	N/A	N/A	N/A	N/A
No Pooling	N/A	N/A	N/A	N/A	N/A
No Pooling	N/A	N/A	N/A	N/A	N/A
No Pooling	N/A	N/A	N/A	N/A	N/A
No Pooling	N/A	N/A	N/A	N/A	N/A
No Pooling	N/A	N/A	N/A	N/A	N/A
No Pooling	N/A	N/A	N/A	N/A	N/A
No Pooling	N/A	N/A	N/A	N/A	N/A
No Pooling	N/A	N/A	N/A	N/A	N/A
No Pooling	N/A	N/A	N/A	N/A	N/A
No Pooling	N/A	N/A	N/A	N/A	N/A
No Pooling	N/A	N/A	N/A	N/A	N/A
No Pooling	N/A	N/A	N/A	N/A	N/A
No Pooling	N/A	N/A	N/A	N/A	N/A
No Pooling	No Pooling	No Pooling	No Pooling	No Pooling	No Pooling
N/A	No Pooling	No Pooling	No Pooling	No Pooling	No Pooling
No Pooling	No Pooling	No Pooling	No Pooling	No Pooling	No Pooling
No Pooling	No Pooling	No Pooling	No Pooling	No Pooling	No Pooling
N/A	No Pooling	No Pooling	No Pooling	No Pooling	No Pooling
No Pooling	No Pooling	No Pooling	No Pooling	No Pooling	No Pooling
No Pooling	N/A	N/A	N/A	N/A	N/A

Price Cap Tariff Review Plan
Verification of Recovered CMT Revenue

Total Jurisdiction
(a)

0
0

0
0

0

0

0

0
0

0

0

0

0

Price Cap Tariff Review Plan
 Calculation of EUCL Limits, PICC Rate and CCL Rates

Total Jurisdiction (a)	No Zone / Zone A (b)	Zone B (c)	Zone C (d)	Zone D (e)	Other Zone (f)
0	0	0	0	0	0
0	0	0	0	0	0
0	0	0	0	0	0
0	0	0	0	0	0
0	N/A	N/A	N/A	N/A	N/A
0	N/A	N/A	N/A	N/A	N/A
0	N/A	N/A	N/A	N/A	N/A
0	N/A	N/A	N/A	N/A	N/A
0	N/A	N/A	N/A	N/A	N/A
0	N/A	N/A	N/A	N/A	N/A
0	N/A	N/A	N/A	N/A	N/A
6.50	N/A	N/A	N/A	N/A	N/A
7.00	N/A	N/A	N/A	N/A	N/A
9.20	N/A	N/A	N/A	N/A	N/A
0.000000	N/A	N/A	N/A	N/A	N/A
1.000000	N/A	N/A	N/A	N/A	N/A
0.000000	N/A	N/A	N/A	N/A	N/A
0.000000	N/A	N/A	N/A	N/A	N/A

Price Cap Tariff Review Plan
Manual Input of EUCL Rates - No PICC or MOU Rates

Total Jurisdiction
(a)

ok
ok
ok

Price Cap Tariff Review Plan
 Calculation of Minimum & Maximum EU Rates

Total Jurisdiction (a)	No Zone / Zone A (b)	Zone B (c)	Zone C (d)	Zone D (e)	Other Zone (f)
	N/A	N/A	N/A	N/A	N/A
	N/A	N/A	N/A	N/A	N/A
	N/A	N/A	N/A	N/A	N/A
N/A					
N/A					
	N/A	N/A	N/A	N/A	N/A
	N/A	N/A	N/A	N/A	N/A
	N/A	N/A	N/A	N/A	N/A
N/A					
	N/A	N/A	N/A	N/A	N/A
	N/A	N/A	N/A	N/A	N/A
	N/A	N/A	N/A	N/A	N/A
	N/A	N/A	N/A	N/A	N/A
	N/A	N/A	N/A	N/A	N/A
N/A					
N/A					
N/A					
	N/A	N/A	N/A	N/A	N/A

Price Cap Tariff Review Plan
Verification of Recovered CMT Revenue

Total Jurisdiction
(a)

0
0

0
0

0

0

0

Agg.Rate 0

Agg.Rate

0

0 ok

0

LEC

FCC

Delta

Flag

0.00 *
0.00 *
0.00 *
0.00 *
0.00 *
0.00 *

0 0 0 *
0 0 0 *
0 0 0 *
0 Agg.Rate 0 *
0 Agg.Rate 0 *
0 0 0 *
0 0 0 *
0 0 0 *
*
*

Price Cap Tariff Review Plan
 Calculation of EUCL Limits, PICC Rate and CCL Rates

Total Jurisdiction (a)	No Zone / Zone A (b)	Zone B (c)	Zone C (d)	Zone D (e)	Other Zone (f)
0	0	0	0	0	0
0	0	0	0	0	0
0	0	0	0	0	0
0	0	0	0	0	0
0	N/A	N/A	N/A	N/A	N/A
0	N/A	N/A	N/A	N/A	N/A
0	N/A	N/A	N/A	N/A	N/A
0	N/A	N/A	N/A	N/A	N/A
0	N/A	N/A	N/A	N/A	N/A
0	N/A	N/A	N/A	N/A	N/A
0	N/A	N/A	N/A	N/A	N/A
6.50	N/A	N/A	N/A	N/A	N/A
7.00	N/A	N/A	N/A	N/A	N/A
9.20	N/A	N/A	N/A	N/A	N/A
0.000000	N/A	N/A	N/A	N/A	N/A
0.000000	N/A	N/A	N/A	N/A	N/A
0.0000	N/A	N/A	N/A	N/A	N/A
0.000000	N/A	N/A	N/A	N/A	N/A

Price Cap Tariff Review Plan
Manual Input of EUCL Rates - No PICC or MOU Rates

Total Jurisdiction
(a)

ok
ok
ok

Price Cap Tariff Review Plan
 Calculation of Minimum & Maximum EU Rates

Total Jurisdiction (a)	No Zone / Zone A (b)	Zone B (c)	Zone C (d)	Zone D (e)	Other Zone (f)
	N/A	N/A	N/A	N/A	N/A
	N/A	N/A	N/A	N/A	N/A
	N/A	N/A	N/A	N/A	N/A
N/A					
N/A					
	N/A	N/A	N/A	N/A	N/A
	N/A	N/A	N/A	N/A	N/A
	N/A	N/A	N/A	N/A	N/A
N/A					
	N/A	N/A	N/A	N/A	N/A
	N/A	N/A	N/A	N/A	N/A
	N/A	N/A	N/A	N/A	N/A
	N/A	N/A	N/A	N/A	N/A
	N/A	N/A	N/A	N/A	N/A
	N/A	N/A	N/A	N/A	N/A
N/A					
N/A					
N/A					
	N/A	N/A	N/A	N/A	N/A

Price Cap Tariff Review Plan
 Allocation of Pool Revenues to MLB PICC & MLB EUCL

Total Jurisdiction (a)	No Zone / Zone A (b)	Zone B (c)	Zone C (d)	Zone D (e)	Other Zone (f)
	N/A	N/A	N/A	N/A	N/A
	N/A	N/A	N/A	N/A	N/A
	N/A	N/A	N/A	N/A	N/A
	N/A	N/A	N/A	N/A	N/A
	N/A	N/A	N/A	N/A	N/A
	N/A	N/A	N/A	N/A	N/A
	N/A	N/A	N/A	N/A	N/A
	N/A	N/A	N/A	N/A	N/A
	N/A	N/A	N/A	N/A	N/A
	N/A	N/A	N/A	N/A	N/A
	N/A	N/A	N/A	N/A	N/A
	N/A	N/A	N/A	N/A	N/A
	N/A	N/A	N/A	N/A	N/A
	N/A	N/A	N/A	N/A	N/A
N/A					
N/A					
	N/A	N/A	N/A	N/A	N/A

Price Cap Tariff Review Plan
Verification of Recovered CMT Revenue

Total Jurisdiction
(a)

0
0

0
0

0

0

0

Agg.Rate 0

Agg.Rate

0

0 ok

0

LEC

FCC

Delta

Flag

0.00 *
0.00 *
0.00 *
0.00 *
0.00 *
0.00 *

0 0 0 *
0 0 0 *
0 0 0 *
0 Agg.Rate 0 *
0 Agg.Rate 0 *
0 0 0 *
0 0 0 *
0 0 0 *
*
*

Price Cap Tariff Review Plan
 Calculation of EUCL Limits, PICC Rate and CCL Rates

Total Jurisdiction (a)	No Zone / Zone A (b)	Zone B (c)	Zone C (d)	Zone D (e)	Other Zone * (f)
0	0	0	0	0	0
0	0	0	0	0	0
0	0	0	0	0	0
0	0	0	0	0	0
0	N/A	N/A	N/A	N/A	N/A
0	N/A	N/A	N/A	N/A	N/A
0	N/A	N/A	N/A	N/A	N/A
0	N/A	N/A	N/A	N/A	N/A
0	N/A	N/A	N/A	N/A	N/A
0	N/A	N/A	N/A	N/A	N/A
0	N/A	N/A	N/A	N/A	N/A
6.50	N/A	N/A	N/A	N/A	N/A
7.00	N/A	N/A	N/A	N/A	N/A
9.20	N/A	N/A	N/A	N/A	N/A
0.000000	N/A	N/A	N/A	N/A	N/A
1.000000	N/A	N/A	N/A	N/A	N/A
1.000000	N/A	N/A	N/A	N/A	N/A
0.000000	N/A	N/A	N/A	N/A	N/A

Price Cap Tariff Review Plan
 Calculation of EUCL Limits, PICC Rate and CCL Rates

Total Jurisdiction (a)	No Zone / Zone A (b)	Zone B (c)	Zone C (d)	Zone D (e)	Other Zone * (f)
0	N/A	N/A	N/A	N/A	N/A
0	N/A	N/A	N/A	N/A	N/A
0	N/A	N/A	N/A	N/A	N/A
0	N/A	N/A	N/A	N/A	N/A
0	N/A	N/A	N/A	N/A	N/A
0	N/A	N/A	N/A	N/A	N/A
0	N/A	N/A	N/A	N/A	N/A
0	N/A	N/A	N/A	N/A	N/A
0	N/A	N/A	N/A	N/A	N/A
0	N/A	N/A	N/A	N/A	N/A
0	N/A	N/A	N/A	N/A	N/A
0.000000	N/A	N/A	N/A	N/A	N/A
0	N/A	N/A	N/A	N/A	N/A
0.000000	N/A	N/A	N/A	N/A	N/A
0.000000	N/A	N/A	N/A	N/A	N/A
0	N/A	N/A	N/A	N/A	N/A
0	N/A	N/A	N/A	N/A	N/A
0	N/A	N/A	N/A	N/A	N/A
0.000000	N/A	N/A	N/A	N/A	N/A
0.000000	N/A	N/A	N/A	N/A	N/A
0	N/A	N/A	N/A	N/A	N/A
0.000000	N/A	N/A	N/A	N/A	N/A
0.000000	N/A	N/A	N/A	N/A	N/A
0	N/A	N/A	N/A	N/A	N/A
0	N/A	N/A	N/A	N/A	N/A
0	N/A	N/A	N/A	N/A	N/A
Yes	N/A	N/A	N/A	N/A	N/A
No	N/A	N/A	N/A	N/A	N/A
No	N/A	N/A	N/A	N/A	N/A
N/A	N/A	N/A	N/A	N/A	N/A
N/A	N/A	N/A	N/A	N/A	N/A
N/A	N/A	N/A	N/A	N/A	N/A

Price Cap Tariff Review Plan
Manual Input of EUCL Rates - No PICC or MOU Rates

Total Jurisdiction
(a)

0

0

0

0.00

0.00

0.00

0.00

0.00

0.00

0

0

0

0

0

Price Cap Tariff Review Plan
 Calculation of Minimum & Maximum EU Rates

Total Jurisdiction (a)	No Zone / Zone A (b)	Zone B (c)	Zone C (d)	Zone D (e)	Other Zone * (f)
CAP2	N/A	N/A	N/A	N/A	N/A
CAP2	N/A	N/A	N/A	N/A	N/A
CAP2	N/A	N/A	N/A	N/A	N/A
CAP2	CAP2	CAP2	CAP2	CAP2	CAP2
N/A	CAP2	CAP2	CAP2	CAP2	CAP2
N/A	CAP2	CAP2	CAP2	CAP2	CAP2
CAP2	CAP2	CAP2	CAP2	CAP2	CAP2
CAP2	N/A	N/A	N/A	N/A	N/A
CAP2	N/A	N/A	N/A	N/A	N/A
CAP2	CAP2	CAP2	CAP2	CAP2	CAP2
CAP2	N/A	N/A	N/A	N/A	N/A
N/A	CAP2	CAP2	CAP2	CAP2	CAP2
CAP2	N/A	N/A	N/A	N/A	N/A
CAP2	N/A	N/A	N/A	N/A	N/A
CAP2	CAP2	CAP2	CAP2	CAP2	CAP2
CAP2	N/A	N/A	N/A	N/A	N/A
CAP2	CAP2	CAP2	CAP2	CAP2	CAP2
CAP2	N/A	N/A	N/A	N/A	N/A
CAP2	N/A	N/A	N/A	N/A	N/A
CAP2	N/A	N/A	N/A	N/A	N/A
CAP2	N/A	N/A	N/A	N/A	N/A
CAP2	N/A	N/A	N/A	N/A	N/A
CAP2	CAP2	CAP2	CAP2	CAP2	CAP2
N/A	CAP2	CAP2	CAP2	CAP2	CAP2
N/A	CAP2	CAP2	CAP2	CAP2	CAP2
N/A	CAP2	CAP2	CAP2	CAP2	CAP2
CAP2	CAP2	CAP2	CAP2	CAP2	CAP2
CAP2	CAP2	CAP2	CAP2	CAP2	CAP2
CAP2	CAP2	CAP2	CAP2	CAP2	CAP2
CAP2	CAP2	CAP2	CAP2	CAP2	CAP2
CAP2	N/A	N/A	N/A	N/A	N/A

Price Cap Tariff Review Plan
 Allocation of Pool Revenues to MLB PICC & MLB EUCL

Total Jurisdiction (a)	No Zone / Zone A (b)	Zone B (c)	Zone C (d)	Zone D (e)	Other Zone * (f)
No Pooling	N/A	N/A	N/A	N/A	N/A
No Pooling	N/A	N/A	N/A	N/A	N/A
No Pooling	N/A	N/A	N/A	N/A	N/A
No Pooling	N/A	N/A	N/A	N/A	N/A
No Pooling	N/A	N/A	N/A	N/A	N/A
No Pooling	N/A	N/A	N/A	N/A	N/A
No Pooling	N/A	N/A	N/A	N/A	N/A
No Pooling	N/A	N/A	N/A	N/A	N/A
No Pooling	N/A	N/A	N/A	N/A	N/A
No Pooling	N/A	N/A	N/A	N/A	N/A
No Pooling	N/A	N/A	N/A	N/A	N/A
No Pooling	N/A	N/A	N/A	N/A	N/A
No Pooling	N/A	N/A	N/A	N/A	N/A
No Pooling	N/A	N/A	N/A	N/A	N/A
No Pooling	N/A	N/A	N/A	N/A	N/A
No Pooling	N/A	N/A	N/A	N/A	N/A
No Pooling	No Pooling	No Pooling	No Pooling	No Pooling	No Pooling
N/A	No Pooling	No Pooling	No Pooling	No Pooling	No Pooling
No Pooling	No Pooling	No Pooling	No Pooling	No Pooling	No Pooling
No Pooling	No Pooling	No Pooling	No Pooling	No Pooling	No Pooling
N/A	No Pooling	No Pooling	No Pooling	No Pooling	No Pooling
No Pooling	No Pooling	No Pooling	No Pooling	No Pooling	No Pooling
No Pooling	N/A	N/A	N/A	N/A	N/A

Price Cap Tariff Review Plan
Verification of Recovered CMT Revenue

Total Jurisdiction
(a)

0
0

0
0

0

0

0

0
0

0

0

0

0

Price Cap Tariff Review Plan
 Calculation of EUCL Limits, PICC Rate and CCL Rates

Total Jurisdiction (a)	No Zone / Zone A (b)	Zone B (c)	Zone C (d)	Zone D (e)	Other Zone * (f)
0	0	0	0	0	0
0	0	0	0	0	0
0	0	0	0	0	0
0	0	0	0	0	0
0	N/A	N/A	N/A	N/A	N/A
0	N/A	N/A	N/A	N/A	N/A
0	N/A	N/A	N/A	N/A	N/A
0	N/A	N/A	N/A	N/A	N/A
0	N/A	N/A	N/A	N/A	N/A
0	N/A	N/A	N/A	N/A	N/A
0	N/A	N/A	N/A	N/A	N/A
6.50	N/A	N/A	N/A	N/A	N/A
7.00	N/A	N/A	N/A	N/A	N/A
9.20	N/A	N/A	N/A	N/A	N/A
0.000000	N/A	N/A	N/A	N/A	N/A
0.000000	N/A	N/A	N/A	N/A	N/A
0.000000	N/A	N/A	N/A	N/A	N/A
0.000000	N/A	N/A	N/A	N/A	N/A

Price Cap Tariff Review Plan
 Calculation of EUCL Limits, PICC Rate and CCL Rates

Total Jurisdiction (a)	No Zone / Zone A (b)	Zone B (c)	Zone C (d)	Zone D (e)	Other Zone * (f)
0	N/A	N/A	N/A	N/A	N/A
0	N/A	N/A	N/A	N/A	N/A
0	N/A	N/A	N/A	N/A	N/A
0	N/A	N/A	N/A	N/A	N/A
0	N/A	N/A	N/A	N/A	N/A
0	N/A	N/A	N/A	N/A	N/A
0	N/A	N/A	N/A	N/A	N/A
0	N/A	N/A	N/A	N/A	N/A
0	N/A	N/A	N/A	N/A	N/A
0	N/A	N/A	N/A	N/A	N/A
0	N/A	N/A	N/A	N/A	N/A
0	N/A	N/A	N/A	N/A	N/A
0.000000	N/A	N/A	N/A	N/A	N/A
0	N/A	N/A	N/A	N/A	N/A
0.000000	N/A	N/A	N/A	N/A	N/A
0.000000	N/A	N/A	N/A	N/A	N/A
0	N/A	N/A	N/A	N/A	N/A
0	N/A	N/A	N/A	N/A	N/A
0	N/A	N/A	N/A	N/A	N/A
0.000000	N/A	N/A	N/A	N/A	N/A
0.000000	N/A	N/A	N/A	N/A	N/A
0	N/A	N/A	N/A	N/A	N/A
0.000000	N/A	N/A	N/A	N/A	N/A
0.000000	N/A	N/A	N/A	N/A	N/A
0	N/A	N/A	N/A	N/A	N/A
0	N/A	N/A	N/A	N/A	N/A
0	N/A	N/A	N/A	N/A	N/A
YES	N/A	N/A	N/A	N/A	N/A
No	N/A	N/A	N/A	N/A	N/A
No	N/A	N/A	N/A	N/A	N/A
N/A	N/A	N/A	N/A	N/A	N/A
	N/A	N/A	N/A	N/A	N/A
	N/A	N/A	N/A	N/A	N/A
	N/A	N/A	N/A	N/A	N/A

Price Cap Tariff Review Plan
Manual Input of EUCL Rates - No PICC or MOU Rates

Total Jurisdiction
(a)

0

0

0

0.00

0.00

0.00

0.00

0.00

0.00

0

0

0

0

0

Price Cap Tariff Review Plan
 Calculation of Minimum & Maximum EU Rates

	Total Jurisdiction (a)	No Zone / Zone A (b)	Zone B (c)	Zone C (d)	Zone D (e)	Other Zone * (f)
	0	N/A	N/A	N/A	N/A	N/A
	0	N/A	N/A	N/A	N/A	N/A
	0	N/A	N/A	N/A	N/A	N/A
	0	0	0	0	0	0
N/A		0.00	0.00	0.00	0.00	0.00
N/A		0.00	0.00	0.00	0.00	0.00
	0	0	0	0	0	0
	0	N/A	N/A	N/A	N/A	N/A
	0	N/A	N/A	N/A	N/A	N/A
	0	0	0	0	0	0
	0	N/A	N/A	N/A	N/A	N/A
N/A		0	0	0	0	0
	0	N/A	N/A	N/A	N/A	N/A
	0	N/A	N/A	N/A	N/A	N/A
	0	0	0	0	0	0
	0	N/A	N/A	N/A	N/A	N/A
	0	N/A	N/A	N/A	N/A	N/A
	0	N/A	N/A	N/A	N/A	N/A
	0	N/A	N/A	N/A	N/A	N/A
	0	N/A	N/A	N/A	N/A	N/A
N/A		0.00	0.00	0.00	0.00	0.00
N/A		0.00	0.00	0.00	0.00	0.00
N/A		0.00	0.00	0.00	0.00	0.00
	0	0	0	0	0	0
	0	0	0	0	0	0
	0	0	0	0	0	0
	0	0	0	0	0	0
	0	N/A	N/A	N/A	N/A	N/A

Price Cap Tariff Review Plan
 Allocation of Pool Revenues to MLB PICC & MLB EUCL

Total Jurisdiction (a)	No Zone / Zone A (b)	Zone B (c)	Zone C (d)	Zone D (e)	Other Zone * (f)
No Pooling	N/A	N/A	N/A	N/A	N/A
No Pooling	N/A	N/A	N/A	N/A	N/A
No Pooling	N/A	N/A	N/A	N/A	N/A
No Pooling	N/A	N/A	N/A	N/A	N/A
No Pooling	N/A	N/A	N/A	N/A	N/A
No Pooling	N/A	N/A	N/A	N/A	N/A
No Pooling	N/A	N/A	N/A	N/A	N/A
No Pooling	N/A	N/A	N/A	N/A	N/A
No Pooling	N/A	N/A	N/A	N/A	N/A
No Pooling	N/A	N/A	N/A	N/A	N/A
No Pooling	N/A	N/A	N/A	N/A	N/A
No Pooling	N/A	N/A	N/A	N/A	N/A
No Pooling	N/A	N/A	N/A	N/A	N/A
No Pooling	N/A	N/A	N/A	N/A	N/A
No Pooling	N/A	N/A	N/A	N/A	N/A
No Pooling	N/A	N/A	N/A	N/A	N/A
No Pooling	No Pooling	No Pooling	No Pooling	No Pooling	No Pooling
N/A	No Pooling	No Pooling	No Pooling	No Pooling	No Pooling
No Pooling	No Pooling	No Pooling	No Pooling	No Pooling	No Pooling
No Pooling	No Pooling	No Pooling	No Pooling	No Pooling	No Pooling
N/A	No Pooling	No Pooling	No Pooling	No Pooling	No Pooling
No Pooling	No Pooling	No Pooling	No Pooling	No Pooling	No Pooling
No Pooling	N/A	N/A	N/A	N/A	N/A

Price Cap Tariff Review Plan
Verification of Recovered CMT Revenue

Total Jurisdiction
(a)

0
0

0
0

0

0

0

0
0

0

0

0

0

Price Cap Tariff Review Plan
 Calculation of EUCL Limits, PICC Rate and CCL Rates

Total Jurisdiction (a)	No Zone / Zone A (b)	Zone B (c)	Zone C (d)	Zone D (e)	Other Zone (f)
0	0	0	0	0	0
0	0	0	0	0	0
0	0	0	0	0	0
0	0	0	0	0	0
0	N/A	N/A	N/A	N/A	N/A
0	N/A	N/A	N/A	N/A	N/A
0	N/A	N/A	N/A	N/A	N/A
0	N/A	N/A	N/A	N/A	N/A
0	N/A	N/A	N/A	N/A	N/A
0	N/A	N/A	N/A	N/A	N/A
0	N/A	N/A	N/A	N/A	N/A
6.50	N/A	N/A	N/A	N/A	N/A
7.00	N/A	N/A	N/A	N/A	N/A
9.20	N/A	N/A	N/A	N/A	N/A
0.000000	N/A	N/A	N/A	N/A	N/A
1.000000	N/A	N/A	N/A	N/A	N/A
0.000000	N/A	N/A	N/A	N/A	N/A
0.000000	N/A	N/A	N/A	N/A	N/A

Price Cap Tariff Review Plan
 Calculation of EUCL Limits, PICC Rate and CCL Rates

Total Jurisdiction (a)	No Zone / Zone A (b)	Zone B (c)	Zone C (d)	Zone D (e)	Other Zone (f)
0	N/A	N/A	N/A	N/A	N/A
0	N/A	N/A	N/A	N/A	N/A
0	N/A	N/A	N/A	N/A	N/A
0	N/A	N/A	N/A	N/A	N/A
0	N/A	N/A	N/A	N/A	N/A
0	N/A	N/A	N/A	N/A	N/A
0	N/A	N/A	N/A	N/A	N/A
0	N/A	N/A	N/A	N/A	N/A
	0	N/A	N/A	N/A	N/A
Agg. Rate	N/A	N/A	N/A	N/A	N/A
Agg. Rate	N/A	N/A	N/A	N/A	N/A
Agg. Rate	N/A	N/A	N/A	N/A	N/A
Agg. Rate	N/A	N/A	N/A	N/A	N/A
Agg. Rate	N/A	N/A	N/A	N/A	N/A
Agg. Rate	N/A	N/A	N/A	N/A	N/A
Agg. Rate	N/A	N/A	N/A	N/A	N/A
	Agg. Rate	N/A	N/A	N/A	N/A
	Agg. Rate	N/A	N/A	N/A	N/A
	Agg. Rate	N/A	N/A	N/A	N/A
	Agg. Rate	N/A	N/A	N/A	N/A
	Agg. Rate	N/A	N/A	N/A	N/A
	Agg. Rate	N/A	N/A	N/A	N/A
	Agg. Rate	N/A	N/A	N/A	N/A
Agg. Rate	N/A	N/A	N/A	N/A	N/A
Agg. Rate	N/A	N/A	N/A	N/A	N/A
Agg. Rate	N/A	N/A	N/A	N/A	N/A
YES	N/A	N/A	N/A	N/A	N/A
NO	N/A	N/A	N/A	N/A	N/A
No	N/A	N/A	N/A	N/A	N/A
	N/A	N/A	N/A	N/A	N/A
	N/A	N/A	N/A	N/A	N/A
	N/A	N/A	N/A	N/A	N/A

Price Cap Tariff Review Plan
Manual Input of EUCL Rates - No PICC or MOU Rates

Total Jurisdiction
(a)

ok
ok
ok

Price Cap Tariff Review Plan
 Calculation of Minimum & Maximum EU Rates

Total Jurisdiction (a)	No Zone / Zone A (b)	Zone B (c)	Zone C (d)	Zone D (e)	Other Zone (f)
	N/A	N/A	N/A	N/A	N/A
	N/A	N/A	N/A	N/A	N/A
	N/A	N/A	N/A	N/A	N/A
N/A					
N/A					
	N/A	N/A	N/A	N/A	N/A
	N/A	N/A	N/A	N/A	N/A
	N/A	N/A	N/A	N/A	N/A
N/A					
	N/A	N/A	N/A	N/A	N/A
	N/A	N/A	N/A	N/A	N/A
	N/A	N/A	N/A	N/A	N/A
	N/A	N/A	N/A	N/A	N/A
	N/A	N/A	N/A	N/A	N/A
	N/A	N/A	N/A	N/A	N/A
N/A					
N/A					
N/A					
	N/A	N/A	N/A	N/A	N/A

Price Cap Tariff Review Plan
Allocation of Pool Revenues to MLB PICC & MLB EUCL

Total Jurisdiction (a)	No Zone / Zone A (b)	Zone B (c)	Zone C (d)	Zone D (e)	Other Zone (f)
---------------------------	-------------------------	---------------	---------------	---------------	-------------------

N/A	N/A	N/A	N/A	N/A	N/A
N/A	N/A	N/A	N/A	N/A	N/A

N/A	N/A	N/A	N/A	N/A	N/A
N/A	N/A	N/A	N/A	N/A	N/A

N/A	N/A	N/A	N/A	N/A	N/A
N/A	N/A	N/A	N/A	N/A	N/A
N/A	N/A	N/A	N/A	N/A	N/A
N/A	N/A	N/A	N/A	N/A	N/A

N/A	N/A	N/A	N/A	N/A	N/A
-----	-----	-----	-----	-----	-----

N/A	N/A	N/A	N/A	N/A	N/A
N/A	N/A	N/A	N/A	N/A	N/A
N/A	N/A	N/A	N/A	N/A	N/A
N/A	N/A	N/A	N/A	N/A	N/A
N/A	N/A	N/A	N/A	N/A	N/A
N/A	N/A	N/A	N/A	N/A	N/A

N/A

N/A

N/A	N/A	N/A	N/A	N/A	N/A
-----	-----	-----	-----	-----	-----

Price Cap Tariff Review Plan
Verification of Recovered CMT Revenue

Total Jurisdiction
(a)

0
0

0
0

0

0

0

Agg.Rate 0

Agg.Rate

0

0 ok

0

LEC

FCC

Delta

Flag

0.00 *
0.00 *
0.00 *
0.00 *
0.00 *
0.00 *

0 0 0 *
0 0 0 *
0 0 0 *
0 Agg.Rate 0 *
0 Agg.Rate 0 *
0 0 0 *
0 0 0 *
0 0 0 *
*
*

Price Cap Tariff Review Plan
 Calculation of EUCL Limits, PICC Rate and CCL Rates

Total Jurisdiction (a)	No Zone / Zone A (b)	Zone B (c)	Zone C (d)	Zone D (e)	Other Zone (f)
0	0	0	0	0	0
0	0	0	0	0	0
0	0	0	0	0	0
0	0	0	0	0	0
0	N/A	N/A	N/A	N/A	N/A
0	N/A	N/A	N/A	N/A	N/A
0	N/A	N/A	N/A	N/A	N/A
0	N/A	N/A	N/A	N/A	N/A
0	N/A	N/A	N/A	N/A	N/A
0	N/A	N/A	N/A	N/A	N/A
0	N/A	N/A	N/A	N/A	N/A
6.50	N/A	N/A	N/A	N/A	N/A
7.00	N/A	N/A	N/A	N/A	N/A
9.20	N/A	N/A	N/A	N/A	N/A
0.000000	N/A	N/A	N/A	N/A	N/A
0.000000	N/A	N/A	N/A	N/A	N/A
0.0000	N/A	N/A	N/A	N/A	N/A
0.000000	N/A	N/A	N/A	N/A	N/A

Price Cap Tariff Review Plan
Manual Input of EUCL Rates - No PICC or MOU Rates

Total Jurisdiction
(a)

ok
ok
ok

Price Cap Tariff Review Plan
 Calculation of Minimum & Maximum EU Rates

Total Jurisdiction (a)	No Zone / Zone A (b)	Zone B (c)	Zone C (d)	Zone D (e)	Other Zone (f)
	N/A	N/A	N/A	N/A	N/A
	N/A	N/A	N/A	N/A	N/A
	N/A	N/A	N/A	N/A	N/A
N/A					
N/A					
	N/A	N/A	N/A	N/A	N/A
	N/A	N/A	N/A	N/A	N/A
	N/A	N/A	N/A	N/A	N/A
N/A					
	N/A	N/A	N/A	N/A	N/A
	N/A	N/A	N/A	N/A	N/A
	N/A	N/A	N/A	N/A	N/A
	N/A	N/A	N/A	N/A	N/A
	N/A	N/A	N/A	N/A	N/A
N/A					
N/A					
N/A					
	N/A	N/A	N/A	N/A	N/A

Price Cap Tariff Review Plan
Verification of Recovered CMT Revenue

Total Jurisdiction
(a)

0
0

0
0

0

0

0

Agg.Rate 0

Agg.Rate

0

0 ok

0

LEC

FCC

Delta

Flag

0.00 *
0.00 *
0.00 *
0.00 *
0.00 *
0.00 *

0 0 0 *
0 0 0 *
0 0 0 *
0 Agg.Rate 0 *
0 Agg.Rate 0 *
0 0 0 *
0 0 0 *
0 0 0 *
*
*

Price Cap Tariff Review Plan
 Calculation of EUCL Limits, PICC Rate and CCL Rates

Total Jurisdiction (a)	No Zone / Zone A (b)	Zone B (c)	Zone C (d)	Zone D (e)	Other Zone * (f)
0	0	0	0	0	0
0	0	0	0	0	0
0	0	0	0	0	0
0	0	0	0	0	0
0	N/A	N/A	N/A	N/A	N/A
0	N/A	N/A	N/A	N/A	N/A
0	N/A	N/A	N/A	N/A	N/A
0	N/A	N/A	N/A	N/A	N/A
0	N/A	N/A	N/A	N/A	N/A
0	N/A	N/A	N/A	N/A	N/A
0	N/A	N/A	N/A	N/A	N/A
6.50	N/A	N/A	N/A	N/A	N/A
7.00	N/A	N/A	N/A	N/A	N/A
9.20	N/A	N/A	N/A	N/A	N/A
0.000000	N/A	N/A	N/A	N/A	N/A
1.000000	N/A	N/A	N/A	N/A	N/A
1.000000	N/A	N/A	N/A	N/A	N/A
0.000000	N/A	N/A	N/A	N/A	N/A

Price Cap Tariff Review Plan
Manual Input of EUCL Rates - No PICC or MOU Rates

Total Jurisdiction
(a)

0

0

0

0.00

0.00

0.00

0.00

0.00

0.00

0

0

0

0

0

Price Cap Tariff Review Plan
 Calculation of Minimum & Maximum EU Rates

Total Jurisdiction (a)	No Zone / Zone A (b)	Zone B (c)	Zone C (d)	Zone D (e)	Other Zone * (f)
CAP2	N/A	N/A	N/A	N/A	N/A
CAP2	N/A	N/A	N/A	N/A	N/A
CAP2	N/A	N/A	N/A	N/A	N/A
CAP2	CAP2	CAP2	CAP2	CAP2	CAP2
N/A	CAP2	CAP2	CAP2	CAP2	CAP2
N/A	CAP2	CAP2	CAP2	CAP2	CAP2
CAP2	CAP2	CAP2	CAP2	CAP2	CAP2
CAP2	N/A	N/A	N/A	N/A	N/A
CAP2	N/A	N/A	N/A	N/A	N/A
CAP2	CAP2	CAP2	CAP2	CAP2	CAP2
CAP2	N/A	N/A	N/A	N/A	N/A
N/A	CAP2	CAP2	CAP2	CAP2	CAP2
CAP2	N/A	N/A	N/A	N/A	N/A
CAP2	N/A	N/A	N/A	N/A	N/A
CAP2	CAP2	CAP2	CAP2	CAP2	CAP2
CAP2	N/A	N/A	N/A	N/A	N/A
CAP2	CAP2	CAP2	CAP2	CAP2	CAP2
CAP2	N/A	N/A	N/A	N/A	N/A
CAP2	N/A	N/A	N/A	N/A	N/A
CAP2	N/A	N/A	N/A	N/A	N/A
CAP2	N/A	N/A	N/A	N/A	N/A
CAP2	N/A	N/A	N/A	N/A	N/A
CAP2	CAP2	CAP2	CAP2	CAP2	CAP2
N/A	CAP2	CAP2	CAP2	CAP2	CAP2
N/A	CAP2	CAP2	CAP2	CAP2	CAP2
N/A	CAP2	CAP2	CAP2	CAP2	CAP2
CAP2	CAP2	CAP2	CAP2	CAP2	CAP2
CAP2	CAP2	CAP2	CAP2	CAP2	CAP2
CAP2	CAP2	CAP2	CAP2	CAP2	CAP2
CAP2	CAP2	CAP2	CAP2	CAP2	CAP2
CAP2	N/A	N/A	N/A	N/A	N/A

Price Cap Tariff Review Plan
 Allocation of Pool Revenues to MLB PICC & MLB EUCL

Total Jurisdiction (a)	No Zone / Zone A (b)	Zone B (c)	Zone C (d)	Zone D (e)	Other Zone * (f)
No Pooling	N/A	N/A	N/A	N/A	N/A
No Pooling	N/A	N/A	N/A	N/A	N/A
No Pooling	N/A	N/A	N/A	N/A	N/A
No Pooling	N/A	N/A	N/A	N/A	N/A
No Pooling	N/A	N/A	N/A	N/A	N/A
No Pooling	N/A	N/A	N/A	N/A	N/A
No Pooling	N/A	N/A	N/A	N/A	N/A
No Pooling	N/A	N/A	N/A	N/A	N/A
No Pooling	N/A	N/A	N/A	N/A	N/A
No Pooling	N/A	N/A	N/A	N/A	N/A
No Pooling	N/A	N/A	N/A	N/A	N/A
No Pooling	N/A	N/A	N/A	N/A	N/A
No Pooling	N/A	N/A	N/A	N/A	N/A
No Pooling	N/A	N/A	N/A	N/A	N/A
No Pooling	N/A	N/A	N/A	N/A	N/A
No Pooling	N/A	N/A	N/A	N/A	N/A
No Pooling	No Pooling	No Pooling	No Pooling	No Pooling	No Pooling
N/A	No Pooling	No Pooling	No Pooling	No Pooling	No Pooling
No Pooling	No Pooling	No Pooling	No Pooling	No Pooling	No Pooling
No Pooling	No Pooling	No Pooling	No Pooling	No Pooling	No Pooling
N/A	No Pooling	No Pooling	No Pooling	No Pooling	No Pooling
No Pooling	No Pooling	No Pooling	No Pooling	No Pooling	No Pooling
No Pooling	N/A	N/A	N/A	N/A	N/A

Price Cap Tariff Review Plan
Verification of Recovered CMT Revenue

Total Jurisdiction
(a)

0
0

0
0

0

0

0

0
0

0

0

0

0

Price Cap Tariff Review Plan
 Calculation of EUCL Limits, PICC Rate and CCL Rates

Total Jurisdiction (a)	No Zone / Zone A (b)	Zone B (c)	Zone C (d)	Zone D (e)	Other Zone * (f)
0	0	0	0	0	0
0	0	0	0	0	0
0	0	0	0	0	0
0	0	0	0	0	0
0	N/A	N/A	N/A	N/A	N/A
0	N/A	N/A	N/A	N/A	N/A
0	N/A	N/A	N/A	N/A	N/A
0	N/A	N/A	N/A	N/A	N/A
0	N/A	N/A	N/A	N/A	N/A
0	N/A	N/A	N/A	N/A	N/A
0	N/A	N/A	N/A	N/A	N/A
6.50	N/A	N/A	N/A	N/A	N/A
7.00	N/A	N/A	N/A	N/A	N/A
9.20	N/A	N/A	N/A	N/A	N/A
0.000000	N/A	N/A	N/A	N/A	N/A
0.000000	N/A	N/A	N/A	N/A	N/A
0.000000	N/A	N/A	N/A	N/A	N/A
0.000000	N/A	N/A	N/A	N/A	N/A

Price Cap Tariff Review Plan
 Calculation of EUCL Limits, PICC Rate and CCL Rates

Total Jurisdiction (a)	No Zone / Zone A (b)	Zone B (c)	Zone C (d)	Zone D (e)	Other Zone * (f)
0	N/A	N/A	N/A	N/A	N/A
0	N/A	N/A	N/A	N/A	N/A
0	N/A	N/A	N/A	N/A	N/A
0	N/A	N/A	N/A	N/A	N/A
0	N/A	N/A	N/A	N/A	N/A
0	N/A	N/A	N/A	N/A	N/A
0	N/A	N/A	N/A	N/A	N/A
0	N/A	N/A	N/A	N/A	N/A
0	N/A	N/A	N/A	N/A	N/A
0	N/A	N/A	N/A	N/A	N/A
0	N/A	N/A	N/A	N/A	N/A
0	N/A	N/A	N/A	N/A	N/A
0.000000	N/A	N/A	N/A	N/A	N/A
0	N/A	N/A	N/A	N/A	N/A
0.000000	N/A	N/A	N/A	N/A	N/A
0.000000	N/A	N/A	N/A	N/A	N/A
0	N/A	N/A	N/A	N/A	N/A
0	N/A	N/A	N/A	N/A	N/A
0	N/A	N/A	N/A	N/A	N/A
0.000000	N/A	N/A	N/A	N/A	N/A
0.000000	N/A	N/A	N/A	N/A	N/A
0	N/A	N/A	N/A	N/A	N/A
0.000000	N/A	N/A	N/A	N/A	N/A
0.000000	N/A	N/A	N/A	N/A	N/A
0	N/A	N/A	N/A	N/A	N/A
0	N/A	N/A	N/A	N/A	N/A
0	N/A	N/A	N/A	N/A	N/A
YES	N/A	N/A	N/A	N/A	N/A
No	N/A	N/A	N/A	N/A	N/A
No	N/A	N/A	N/A	N/A	N/A
N/A	N/A	N/A	N/A	N/A	N/A
	N/A	N/A	N/A	N/A	N/A
	N/A	N/A	N/A	N/A	N/A
	N/A	N/A	N/A	N/A	N/A

Price Cap Tariff Review Plan
Manual Input of EUCL Rates - No PICC or MOU Rates

Total Jurisdiction
(a)

0
0
0

0.00
0.00
0.00

0.00
0.00
0.00

0
0
0
0

0

Price Cap Tariff Review Plan
 Calculation of Minimum & Maximum EU Rates

	Total Jurisdiction (a)	No Zone / Zone A (b)	Zone B (c)	Zone C (d)	Zone D (e)	Other Zone * (f)
	0	N/A	N/A	N/A	N/A	N/A
	0	N/A	N/A	N/A	N/A	N/A
	0	N/A	N/A	N/A	N/A	N/A
	0	0	0	0	0	0
N/A		0.00	0.00	0.00	0.00	0.00
N/A		0.00	0.00	0.00	0.00	0.00
	0	0	0	0	0	0
	0	N/A	N/A	N/A	N/A	N/A
	0	N/A	N/A	N/A	N/A	N/A
	0	0	0	0	0	0
	0	N/A	N/A	N/A	N/A	N/A
N/A		0	0	0	0	0
	0	N/A	N/A	N/A	N/A	N/A
	0	N/A	N/A	N/A	N/A	N/A
	0	0	0	0	0	0
	0	N/A	N/A	N/A	N/A	N/A
	0	N/A	N/A	N/A	N/A	N/A
	0	N/A	N/A	N/A	N/A	N/A
	0	N/A	N/A	N/A	N/A	N/A
	0	N/A	N/A	N/A	N/A	N/A
N/A		0.00	0.00	0.00	0.00	0.00
N/A		0.00	0.00	0.00	0.00	0.00
N/A		0.00	0.00	0.00	0.00	0.00
	0	0	0	0	0	0
	0	0	0	0	0	0
	0	0	0	0	0	0
	0	0	0	0	0	0
	0	N/A	N/A	N/A	N/A	N/A

Price Cap Tariff Review Plan
 Allocation of Pool Revenues to MLB PICC & MLB EUCL

Total Jurisdiction (a)	No Zone / Zone A (b)	Zone B (c)	Zone C (d)	Zone D (e)	Other Zone * (f)
No Pooling	N/A	N/A	N/A	N/A	N/A
No Pooling	N/A	N/A	N/A	N/A	N/A
No Pooling	N/A	N/A	N/A	N/A	N/A
No Pooling	N/A	N/A	N/A	N/A	N/A
No Pooling	N/A	N/A	N/A	N/A	N/A
No Pooling	N/A	N/A	N/A	N/A	N/A
No Pooling	N/A	N/A	N/A	N/A	N/A
No Pooling	N/A	N/A	N/A	N/A	N/A
No Pooling	N/A	N/A	N/A	N/A	N/A
No Pooling	N/A	N/A	N/A	N/A	N/A
No Pooling	N/A	N/A	N/A	N/A	N/A
No Pooling	N/A	N/A	N/A	N/A	N/A
No Pooling	N/A	N/A	N/A	N/A	N/A
No Pooling	N/A	N/A	N/A	N/A	N/A
No Pooling	N/A	N/A	N/A	N/A	N/A
No Pooling	No Pooling	No Pooling	No Pooling	No Pooling	No Pooling
N/A	No Pooling	No Pooling	No Pooling	No Pooling	No Pooling
No Pooling	No Pooling	No Pooling	No Pooling	No Pooling	No Pooling
No Pooling	No Pooling	No Pooling	No Pooling	No Pooling	No Pooling
N/A	No Pooling	No Pooling	No Pooling	No Pooling	No Pooling
No Pooling	No Pooling	No Pooling	No Pooling	No Pooling	No Pooling
No Pooling	N/A	N/A	N/A	N/A	N/A

Price Cap Tariff Review Plan
Verification of Recovered CMT Revenue

Total Jurisdiction
(a)

0
0

0
0

0

0

0

0
0

0

0

0

0

Price Cap Tariff Review Plan
 Calculation of EUCL Limits, PICC Rate and CCL Rates

Total Jurisdiction (a)	No Zone / Zone A (b)	Zone B (c)	Zone C (d)	Zone D (e)	Other Zone (f)
0	0	0	0	0	0
0	0	0	0	0	0
0	0	0	0	0	0
0	0	0	0	0	0
0	N/A	N/A	N/A	N/A	N/A
0	N/A	N/A	N/A	N/A	N/A
0	N/A	N/A	N/A	N/A	N/A
0	N/A	N/A	N/A	N/A	N/A
0	N/A	N/A	N/A	N/A	N/A
0	N/A	N/A	N/A	N/A	N/A
0	N/A	N/A	N/A	N/A	N/A
6.50	N/A	N/A	N/A	N/A	N/A
7.00	N/A	N/A	N/A	N/A	N/A
9.20	N/A	N/A	N/A	N/A	N/A
0.000000	N/A	N/A	N/A	N/A	N/A
1.000000	N/A	N/A	N/A	N/A	N/A
0.000000	N/A	N/A	N/A	N/A	N/A
0.000000	N/A	N/A	N/A	N/A	N/A

Price Cap Tariff Review Plan
Manual Input of EUCL Rates - No PICC or MOU Rates

Total Jurisdiction
(a)

ok
ok
ok

Price Cap Tariff Review Plan
 Calculation of Minimum & Maximum EU Rates

Total Jurisdiction (a)	No Zone / Zone A (b)	Zone B (c)	Zone C (d)	Zone D (e)	Other Zone (f)
	N/A	N/A	N/A	N/A	N/A
	N/A	N/A	N/A	N/A	N/A
	N/A	N/A	N/A	N/A	N/A
N/A					
N/A					
	N/A	N/A	N/A	N/A	N/A
	N/A	N/A	N/A	N/A	N/A
	N/A	N/A	N/A	N/A	N/A
N/A					
	N/A	N/A	N/A	N/A	N/A
	N/A	N/A	N/A	N/A	N/A
	N/A	N/A	N/A	N/A	N/A
	N/A	N/A	N/A	N/A	N/A
	N/A	N/A	N/A	N/A	N/A
	N/A	N/A	N/A	N/A	N/A
N/A					
N/A					
N/A					
	N/A	N/A	N/A	N/A	N/A

Price Cap Tariff Review Plan
Allocation of Pool Revenues to MLB PICC & MLB EUCL

Total Jurisdiction (a)	No Zone / Zone A (b)	Zone B (c)	Zone C (d)	Zone D (e)	Other Zone (f)
	N/A	N/A	N/A	N/A	N/A
	N/A	N/A	N/A	N/A	N/A
	N/A	N/A	N/A	N/A	N/A
	N/A	N/A	N/A	N/A	N/A
	N/A	N/A	N/A	N/A	N/A
	N/A	N/A	N/A	N/A	N/A
	N/A	N/A	N/A	N/A	N/A
	N/A	N/A	N/A	N/A	N/A
	N/A	N/A	N/A	N/A	N/A
	N/A	N/A	N/A	N/A	N/A
	N/A	N/A	N/A	N/A	N/A
	N/A	N/A	N/A	N/A	N/A
	N/A	N/A	N/A	N/A	N/A
	N/A	N/A	N/A	N/A	N/A
	N/A	N/A	N/A	N/A	N/A
	N/A	N/A	N/A	N/A	N/A
	N/A	N/A	N/A	N/A	N/A
	N/A	N/A	N/A	N/A	N/A
	N/A	N/A	N/A	N/A	N/A
	N/A	N/A	N/A	N/A	N/A
N/A					
N/A					
	N/A	N/A	N/A	N/A	N/A

Price Cap Tariff Review Plan
Verification of Recovered CMT Revenue

Total Jurisdiction
(a)

0
0

0
0

0

0

0

Agg.Rate 0

Agg.Rate

0

0 ok

0

LEC

FCC

Delta

Flag

0.00 *
0.00 *
0.00 *
0.00 *
0.00 *
0.00 *

0 0 0 *
0 0 0 *
0 0 0 *
0 Agg.Rate 0 *
0 Agg.Rate 0 *
0 0 0 *
0 0 0 *
0 0 0 *
*
*

Price Cap Tariff Review Plan
 Calculation of EUCL Limits, PICC Rate and CCL Rates

Total Jurisdiction (a)	No Zone / Zone A (b)	Zone B (c)	Zone C (d)	Zone D (e)	Other Zone (f)
0	0	0	0	0	0
0	0	0	0	0	0
0	0	0	0	0	0
0	0	0	0	0	0
0	N/A	N/A	N/A	N/A	N/A
0	N/A	N/A	N/A	N/A	N/A
0	N/A	N/A	N/A	N/A	N/A
0	N/A	N/A	N/A	N/A	N/A
0	N/A	N/A	N/A	N/A	N/A
0	N/A	N/A	N/A	N/A	N/A
0	N/A	N/A	N/A	N/A	N/A
6.50	N/A	N/A	N/A	N/A	N/A
7.00	N/A	N/A	N/A	N/A	N/A
9.20	N/A	N/A	N/A	N/A	N/A
0.000000	N/A	N/A	N/A	N/A	N/A
0.000000	N/A	N/A	N/A	N/A	N/A
0.0000	N/A	N/A	N/A	N/A	N/A
0.000000	N/A	N/A	N/A	N/A	N/A

Price Cap Tariff Review Plan
Manual Input of EUCL Rates - No PICC or MOU Rates

Total Jurisdiction
(a)

ok
ok
ok

Price Cap Tariff Review Plan
 Calculation of Minimum & Maximum EU Rates

Total Jurisdiction (a)	No Zone / Zone A (b)	Zone B (c)	Zone C (d)	Zone D (e)	Other Zone (f)
	N/A	N/A	N/A	N/A	N/A
	N/A	N/A	N/A	N/A	N/A
	N/A	N/A	N/A	N/A	N/A
N/A					
N/A					
	N/A	N/A	N/A	N/A	N/A
	N/A	N/A	N/A	N/A	N/A
	N/A	N/A	N/A	N/A	N/A
N/A					
	N/A	N/A	N/A	N/A	N/A
	N/A	N/A	N/A	N/A	N/A
	N/A	N/A	N/A	N/A	N/A
	N/A	N/A	N/A	N/A	N/A
	N/A	N/A	N/A	N/A	N/A
	N/A	N/A	N/A	N/A	N/A
N/A					
N/A					
N/A					
	N/A	N/A	N/A	N/A	N/A

Price Cap Tariff Review Plan
Verification of Recovered CMT Revenue

Total Jurisdiction
(a)

0
0

0
0

0

0

0

Agg.Rate 0

Agg.Rate

0

0 ok

0

LEC

FCC

Delta

Flag

0.00 *
0.00 *
0.00 *
0.00 *
0.00 *
0.00 *

0 0 0 *
0 0 0 *
0 0 0 *
0 Agg.Rate 0 *
0 Agg.Rate 0 *
0 0 0 *
0 0 0 *
0 0 0 *
*
*

Price Cap Tariff Review Plan
 Calculation of EUCL Limits, PICC Rate and CCL Rates

Total Jurisdiction (a)	No Zone / Zone A (b)	Zone B (c)	Zone C (d)	Zone D (e)	Other Zone * (f)
0	0	0	0	0	0
0	0	0	0	0	0
0	0	0	0	0	0
0	0	0	0	0	0
0	N/A	N/A	N/A	N/A	N/A
0	N/A	N/A	N/A	N/A	N/A
0	N/A	N/A	N/A	N/A	N/A
0	N/A	N/A	N/A	N/A	N/A
0	N/A	N/A	N/A	N/A	N/A
0	N/A	N/A	N/A	N/A	N/A
0	N/A	N/A	N/A	N/A	N/A
6.50	N/A	N/A	N/A	N/A	N/A
7.00	N/A	N/A	N/A	N/A	N/A
9.20	N/A	N/A	N/A	N/A	N/A
0.000000	N/A	N/A	N/A	N/A	N/A
1.000000	N/A	N/A	N/A	N/A	N/A
1.000000	N/A	N/A	N/A	N/A	N/A
0.000000	N/A	N/A	N/A	N/A	N/A

Price Cap Tariff Review Plan
Manual Input of EUCL Rates - No PICC or MOU Rates

Total Jurisdiction
(a)

0
0
0

0.00
0.00
0.00

0.00
0.00
0.00

0
0
0
0

0

Price Cap Tariff Review Plan
 Calculation of Minimum & Maximum EU Rates

Total Jurisdiction (a)	No Zone / Zone A (b)	Zone B (c)	Zone C (d)	Zone D (e)	Other Zone * (f)
CAP2	N/A	N/A	N/A	N/A	N/A
CAP2	N/A	N/A	N/A	N/A	N/A
CAP2	N/A	N/A	N/A	N/A	N/A
CAP2	CAP2	CAP2	CAP2	CAP2	CAP2
N/A	CAP2	CAP2	CAP2	CAP2	CAP2
N/A	CAP2	CAP2	CAP2	CAP2	CAP2
CAP2	CAP2	CAP2	CAP2	CAP2	CAP2
CAP2	N/A	N/A	N/A	N/A	N/A
CAP2	N/A	N/A	N/A	N/A	N/A
CAP2	CAP2	CAP2	CAP2	CAP2	CAP2
CAP2	N/A	N/A	N/A	N/A	N/A
N/A	CAP2	CAP2	CAP2	CAP2	CAP2
CAP2	N/A	N/A	N/A	N/A	N/A
CAP2	N/A	N/A	N/A	N/A	N/A
CAP2	CAP2	CAP2	CAP2	CAP2	CAP2
CAP2	N/A	N/A	N/A	N/A	N/A
CAP2	N/A	N/A	N/A	N/A	N/A
CAP2	N/A	N/A	N/A	N/A	N/A
CAP2	N/A	N/A	N/A	N/A	N/A
CAP2	N/A	N/A	N/A	N/A	N/A
CAP2	N/A	N/A	N/A	N/A	N/A
N/A	CAP2	CAP2	CAP2	CAP2	CAP2
N/A	CAP2	CAP2	CAP2	CAP2	CAP2
N/A	CAP2	CAP2	CAP2	CAP2	CAP2
CAP2	CAP2	CAP2	CAP2	CAP2	CAP2
CAP2	CAP2	CAP2	CAP2	CAP2	CAP2
CAP2	CAP2	CAP2	CAP2	CAP2	CAP2
CAP2	CAP2	CAP2	CAP2	CAP2	CAP2
CAP2	N/A	N/A	N/A	N/A	N/A

Price Cap Tariff Review Plan
 Allocation of Pool Revenues to MLB PICC & MLB EUCL

Total Jurisdiction (a)	No Zone / Zone A (b)	Zone B (c)	Zone C (d)	Zone D (e)	Other Zone * (f)
No Pooling	N/A	N/A	N/A	N/A	N/A
No Pooling	N/A	N/A	N/A	N/A	N/A
No Pooling	N/A	N/A	N/A	N/A	N/A
No Pooling	N/A	N/A	N/A	N/A	N/A
No Pooling	N/A	N/A	N/A	N/A	N/A
No Pooling	N/A	N/A	N/A	N/A	N/A
No Pooling	N/A	N/A	N/A	N/A	N/A
No Pooling	N/A	N/A	N/A	N/A	N/A
No Pooling	N/A	N/A	N/A	N/A	N/A
No Pooling	N/A	N/A	N/A	N/A	N/A
No Pooling	N/A	N/A	N/A	N/A	N/A
No Pooling	N/A	N/A	N/A	N/A	N/A
No Pooling	N/A	N/A	N/A	N/A	N/A
No Pooling	N/A	N/A	N/A	N/A	N/A
No Pooling	N/A	N/A	N/A	N/A	N/A
No Pooling	N/A	N/A	N/A	N/A	N/A
No Pooling	No Pooling	No Pooling	No Pooling	No Pooling	No Pooling
N/A	No Pooling	No Pooling	No Pooling	No Pooling	No Pooling
No Pooling	No Pooling	No Pooling	No Pooling	No Pooling	No Pooling
No Pooling	No Pooling	No Pooling	No Pooling	No Pooling	No Pooling
N/A	No Pooling	No Pooling	No Pooling	No Pooling	No Pooling
No Pooling	No Pooling	No Pooling	No Pooling	No Pooling	No Pooling
No Pooling	N/A	N/A	N/A	N/A	N/A

Price Cap Tariff Review Plan
Verification of Recovered CMT Revenue

Total Jurisdiction
(a)

0
0

0
0

0

0

0

0
0

0

0

0

0

Price Cap Tariff Review Plan
 Calculation of EUCL Limits, PICC Rate and CCL Rates

Total Jurisdiction (a)	No Zone / Zone A (b)	Zone B (c)	Zone C (d)	Zone D (e)	Other Zone * (f)
0	0	0	0	0	0
0	0	0	0	0	0
0	0	0	0	0	0
0	0	0	0	0	0
0	N/A	N/A	N/A	N/A	N/A
0	N/A	N/A	N/A	N/A	N/A
0	N/A	N/A	N/A	N/A	N/A
0	N/A	N/A	N/A	N/A	N/A
0	N/A	N/A	N/A	N/A	N/A
0	N/A	N/A	N/A	N/A	N/A
0	N/A	N/A	N/A	N/A	N/A
6.50	N/A	N/A	N/A	N/A	N/A
7.00	N/A	N/A	N/A	N/A	N/A
9.20	N/A	N/A	N/A	N/A	N/A
0.000000	N/A	N/A	N/A	N/A	N/A
0.000000	N/A	N/A	N/A	N/A	N/A
0.000000	N/A	N/A	N/A	N/A	N/A
0.000000	N/A	N/A	N/A	N/A	N/A

Price Cap Tariff Review Plan
Manual Input of EUCL Rates - No PICC or MOU Rates

Total Jurisdiction
(a)

0

0

0

0.00

0.00

0.00

0.00

0.00

0.00

0

0

0

0

0

Price Cap Tariff Review Plan
 Calculation of Minimum & Maximum EU Rates

	Total Jurisdiction (a)	No Zone / Zone A (b)	Zone B (c)	Zone C (d)	Zone D (e)	Other Zone * (f)
	0	N/A	N/A	N/A	N/A	N/A
	0	N/A	N/A	N/A	N/A	N/A
	0	N/A	N/A	N/A	N/A	N/A
	0	0	0	0	0	0
N/A		0.00	0.00	0.00	0.00	0.00
N/A		0.00	0.00	0.00	0.00	0.00
	0	0	0	0	0	0
	0	N/A	N/A	N/A	N/A	N/A
	0	N/A	N/A	N/A	N/A	N/A
	0	0	0	0	0	0
	0	N/A	N/A	N/A	N/A	N/A
N/A		0	0	0	0	0
	0	N/A	N/A	N/A	N/A	N/A
	0	N/A	N/A	N/A	N/A	N/A
	0	0	0	0	0	0
	0	N/A	N/A	N/A	N/A	N/A
	0	N/A	N/A	N/A	N/A	N/A
	0	N/A	N/A	N/A	N/A	N/A
	0	N/A	N/A	N/A	N/A	N/A
	0	N/A	N/A	N/A	N/A	N/A
N/A		0.00	0.00	0.00	0.00	0.00
N/A		0.00	0.00	0.00	0.00	0.00
N/A		0.00	0.00	0.00	0.00	0.00
	0	0	0	0	0	0
	0	0	0	0	0	0
	0	0	0	0	0	0
	0	0	0	0	0	0
	0	N/A	N/A	N/A	N/A	N/A

Price Cap Tariff Review Plan
 Allocation of Pool Revenues to MLB PICC & MLB EUCL

Total Jurisdiction (a)	No Zone / Zone A (b)	Zone B (c)	Zone C (d)	Zone D (e)	Other Zone * (f)
No Pooling	N/A	N/A	N/A	N/A	N/A
No Pooling	N/A	N/A	N/A	N/A	N/A
No Pooling	N/A	N/A	N/A	N/A	N/A
No Pooling	N/A	N/A	N/A	N/A	N/A
No Pooling	N/A	N/A	N/A	N/A	N/A
No Pooling	N/A	N/A	N/A	N/A	N/A
No Pooling	N/A	N/A	N/A	N/A	N/A
No Pooling	N/A	N/A	N/A	N/A	N/A
No Pooling	N/A	N/A	N/A	N/A	N/A
No Pooling	N/A	N/A	N/A	N/A	N/A
No Pooling	N/A	N/A	N/A	N/A	N/A
No Pooling	N/A	N/A	N/A	N/A	N/A
No Pooling	N/A	N/A	N/A	N/A	N/A
No Pooling	N/A	N/A	N/A	N/A	N/A
No Pooling	No Pooling	No Pooling	No Pooling	No Pooling	No Pooling
N/A	No Pooling	No Pooling	No Pooling	No Pooling	No Pooling
No Pooling	No Pooling	No Pooling	No Pooling	No Pooling	No Pooling
No Pooling	No Pooling	No Pooling	No Pooling	No Pooling	No Pooling
N/A	No Pooling	No Pooling	No Pooling	No Pooling	No Pooling
No Pooling	No Pooling	No Pooling	No Pooling	No Pooling	No Pooling
No Pooling	N/A	N/A	N/A	N/A	N/A

Price Cap Tariff Review Plan
Verification of Recovered CMT Revenue

Total Jurisdiction
(a)

0
0

0
0

0

0

0

0
0

0

0

0

0

Price Cap Tariff Review Plan
 Calculation of EUCL Limits, PICC Rate and CCL Rates

Total Jurisdiction (a)	No Zone / Zone A (b)	Zone B (c)	Zone C (d)	Zone D (e)	Other Zone (f)
0	0	0	0	0	0
0	0	0	0	0	0
0	0	0	0	0	0
0	0	0	0	0	0
0	N/A	N/A	N/A	N/A	N/A
0	N/A	N/A	N/A	N/A	N/A
0	N/A	N/A	N/A	N/A	N/A
0	N/A	N/A	N/A	N/A	N/A
0	N/A	N/A	N/A	N/A	N/A
0	N/A	N/A	N/A	N/A	N/A
0	N/A	N/A	N/A	N/A	N/A
6.50	N/A	N/A	N/A	N/A	N/A
7.00	N/A	N/A	N/A	N/A	N/A
9.20	N/A	N/A	N/A	N/A	N/A
0.000000	N/A	N/A	N/A	N/A	N/A
1.000000	N/A	N/A	N/A	N/A	N/A
0.000000	N/A	N/A	N/A	N/A	N/A
0.000000	N/A	N/A	N/A	N/A	N/A

Price Cap Tariff Review Plan
Manual Input of EUCL Rates - No PICC or MOU Rates

Total Jurisdiction
(a)

ok
ok
ok

Price Cap Tariff Review Plan
 Calculation of Minimum & Maximum EU Rates

Total Jurisdiction (a)	No Zone / Zone A (b)	Zone B (c)	Zone C (d)	Zone D (e)	Other Zone (f)
	N/A	N/A	N/A	N/A	N/A
	N/A	N/A	N/A	N/A	N/A
	N/A	N/A	N/A	N/A	N/A
N/A					
N/A					
	N/A	N/A	N/A	N/A	N/A
	N/A	N/A	N/A	N/A	N/A
	N/A	N/A	N/A	N/A	N/A
N/A					
	N/A	N/A	N/A	N/A	N/A
	N/A	N/A	N/A	N/A	N/A
	N/A	N/A	N/A	N/A	N/A
	N/A	N/A	N/A	N/A	N/A
	N/A	N/A	N/A	N/A	N/A
N/A					
N/A					
N/A					
	N/A	N/A	N/A	N/A	N/A

Price Cap Tariff Review Plan
Verification of Recovered CMT Revenue

Total Jurisdiction
(a)

0
0

0
0

0

0

0

Agg.Rate 0

Agg.Rate

0

0 ok

0

LEC

FCC

Delta

Flag

0.00 *
0.00 *
0.00 *
0.00 *
0.00 *
0.00 *

0 0 0 *
0 0 0 *
0 0 0 *
0 Agg.Rate 0 *
0 Agg.Rate 0 *
0 0 0 *
0 0 0 *
0 0 0 *
*
*

Price Cap Tariff Review Plan
 Calculation of EUCL Limits, PICC Rate and CCL Rates

Total Jurisdiction (a)	No Zone / Zone A (b)	Zone B (c)	Zone C (d)	Zone D (e)	Other Zone (f)
0	0	0	0	0	0
0	0	0	0	0	0
0	0	0	0	0	0
0	0	0	0	0	0
0	N/A	N/A	N/A	N/A	N/A
0	N/A	N/A	N/A	N/A	N/A
0	N/A	N/A	N/A	N/A	N/A
0	N/A	N/A	N/A	N/A	N/A
0	N/A	N/A	N/A	N/A	N/A
0	N/A	N/A	N/A	N/A	N/A
0	N/A	N/A	N/A	N/A	N/A
6.50	N/A	N/A	N/A	N/A	N/A
7.00	N/A	N/A	N/A	N/A	N/A
9.20	N/A	N/A	N/A	N/A	N/A
0.000000	N/A	N/A	N/A	N/A	N/A
0.000000	N/A	N/A	N/A	N/A	N/A
0.0000	N/A	N/A	N/A	N/A	N/A
0.000000	N/A	N/A	N/A	N/A	N/A

Price Cap Tariff Review Plan
Manual Input of EUCL Rates - No PICC or MOU Rates

Total Jurisdiction
(a)

ok
ok
ok

Price Cap Tariff Review Plan
 Calculation of Minimum & Maximum EU Rates

Total Jurisdiction (a)	No Zone / Zone A (b)	Zone B (c)	Zone C (d)	Zone D (e)	Other Zone (f)
	N/A	N/A	N/A	N/A	N/A
	N/A	N/A	N/A	N/A	N/A
	N/A	N/A	N/A	N/A	N/A
N/A					
N/A					
	N/A	N/A	N/A	N/A	N/A
	N/A	N/A	N/A	N/A	N/A
	N/A	N/A	N/A	N/A	N/A
N/A					
	N/A	N/A	N/A	N/A	N/A
	N/A	N/A	N/A	N/A	N/A
	N/A	N/A	N/A	N/A	N/A
	N/A	N/A	N/A	N/A	N/A
	N/A	N/A	N/A	N/A	N/A
	N/A	N/A	N/A	N/A	N/A
N/A					
N/A					
N/A					
	N/A	N/A	N/A	N/A	N/A

Price Cap Tariff Review Plan
Verification of Recovered CMT Revenue

Total Jurisdiction
(a)

0
0

0
0

0

0

0

Agg.Rate 0

Agg.Rate

0

0 ok

0

LEC

FCC

Delta

Flag

0.00 *
0.00 *
0.00 *
0.00 *
0.00 *
0.00 *

0 0 0 *
0 0 0 *
0 0 0 *
0 Agg.Rate 0 *
0 Agg.Rate 0 *
0 0 0 *
0 0 0 *
0 0 0 *
*
*

Price Cap Tariff Review Plan
 Calculation of EUCL Limits, PICC Rate and CCL Rates

Total Jurisdiction (a)	No Zone / Zone A (b)	Zone B (c)	Zone C (d)	Zone D (e)	Other Zone * (f)
0	0	0	0	0	0
0	0	0	0	0	0
0	0	0	0	0	0
0	0	0	0	0	0
0	N/A	N/A	N/A	N/A	N/A
0	N/A	N/A	N/A	N/A	N/A
0	N/A	N/A	N/A	N/A	N/A
0	N/A	N/A	N/A	N/A	N/A
0	N/A	N/A	N/A	N/A	N/A
0	N/A	N/A	N/A	N/A	N/A
0	N/A	N/A	N/A	N/A	N/A
6.50	N/A	N/A	N/A	N/A	N/A
7.00	N/A	N/A	N/A	N/A	N/A
9.20	N/A	N/A	N/A	N/A	N/A
0.000000	N/A	N/A	N/A	N/A	N/A
1.000000	N/A	N/A	N/A	N/A	N/A
1.000000	N/A	N/A	N/A	N/A	N/A
0.000000	N/A	N/A	N/A	N/A	N/A

Price Cap Tariff Review Plan
 Calculation of EUCL Limits, PICC Rate and CCL Rates

Total Jurisdiction (a)	No Zone / Zone A (b)	Zone B (c)	Zone C (d)	Zone D (e)	Other Zone * (f)
0	N/A	N/A	N/A	N/A	N/A
0	N/A	N/A	N/A	N/A	N/A
0	N/A	N/A	N/A	N/A	N/A
0	N/A	N/A	N/A	N/A	N/A
0	N/A	N/A	N/A	N/A	N/A
0	N/A	N/A	N/A	N/A	N/A
0	N/A	N/A	N/A	N/A	N/A
0	N/A	N/A	N/A	N/A	N/A
0	N/A	N/A	N/A	N/A	N/A
0	N/A	N/A	N/A	N/A	N/A
0	N/A	N/A	N/A	N/A	N/A
0	N/A	N/A	N/A	N/A	N/A
0.000000	N/A	N/A	N/A	N/A	N/A
0	N/A	N/A	N/A	N/A	N/A
0.000000	N/A	N/A	N/A	N/A	N/A
0.000000	N/A	N/A	N/A	N/A	N/A
0	N/A	N/A	N/A	N/A	N/A
0	N/A	N/A	N/A	N/A	N/A
0	N/A	N/A	N/A	N/A	N/A
0.000000	N/A	N/A	N/A	N/A	N/A
0.000000	N/A	N/A	N/A	N/A	N/A
0	N/A	N/A	N/A	N/A	N/A
0.000000	N/A	N/A	N/A	N/A	N/A
0.000000	N/A	N/A	N/A	N/A	N/A
0	N/A	N/A	N/A	N/A	N/A
0	N/A	N/A	N/A	N/A	N/A
0	N/A	N/A	N/A	N/A	N/A
Yes	N/A	N/A	N/A	N/A	N/A
No	N/A	N/A	N/A	N/A	N/A
No	N/A	N/A	N/A	N/A	N/A
N/A	N/A	N/A	N/A	N/A	N/A
N/A	N/A	N/A	N/A	N/A	N/A
N/A	N/A	N/A	N/A	N/A	N/A

Price Cap Tariff Review Plan
Manual Input of EUCL Rates - No PICC or MOU Rates

Total Jurisdiction
(a)

0

0

0

0.00

0.00

0.00

0.00

0.00

0.00

0

0

0

0

0

Price Cap Tariff Review Plan
 Calculation of Minimum & Maximum EU Rates

Total Jurisdiction (a)	No Zone / Zone A (b)	Zone B (c)	Zone C (d)	Zone D (e)	Other Zone * (f)
CAP2	N/A	N/A	N/A	N/A	N/A
CAP2	N/A	N/A	N/A	N/A	N/A
CAP2	N/A	N/A	N/A	N/A	N/A
CAP2	CAP2	CAP2	CAP2	CAP2	CAP2
N/A	CAP2	CAP2	CAP2	CAP2	CAP2
N/A	CAP2	CAP2	CAP2	CAP2	CAP2
CAP2	CAP2	CAP2	CAP2	CAP2	CAP2
CAP2	N/A	N/A	N/A	N/A	N/A
CAP2	N/A	N/A	N/A	N/A	N/A
CAP2	CAP2	CAP2	CAP2	CAP2	CAP2
CAP2	N/A	N/A	N/A	N/A	N/A
N/A	CAP2	CAP2	CAP2	CAP2	CAP2
CAP2	N/A	N/A	N/A	N/A	N/A
CAP2	N/A	N/A	N/A	N/A	N/A
CAP2	CAP2	CAP2	CAP2	CAP2	CAP2
CAP2	N/A	N/A	N/A	N/A	N/A
CAP2	CAP2	CAP2	CAP2	CAP2	CAP2
CAP2	N/A	N/A	N/A	N/A	N/A
CAP2	N/A	N/A	N/A	N/A	N/A
CAP2	N/A	N/A	N/A	N/A	N/A
CAP2	N/A	N/A	N/A	N/A	N/A
CAP2	N/A	N/A	N/A	N/A	N/A
CAP2	CAP2	CAP2	CAP2	CAP2	CAP2
N/A	CAP2	CAP2	CAP2	CAP2	CAP2
N/A	CAP2	CAP2	CAP2	CAP2	CAP2
N/A	CAP2	CAP2	CAP2	CAP2	CAP2
CAP2	CAP2	CAP2	CAP2	CAP2	CAP2
CAP2	CAP2	CAP2	CAP2	CAP2	CAP2
CAP2	CAP2	CAP2	CAP2	CAP2	CAP2
CAP2	CAP2	CAP2	CAP2	CAP2	CAP2
CAP2	N/A	N/A	N/A	N/A	N/A

Price Cap Tariff Review Plan
Allocation of Pool Revenues to MLB PICC & MLB EUCL

Total Jurisdiction (a)	No Zone / Zone A (b)	Zone B (c)	Zone C (d)	Zone D (e)	Other Zone * (f)
No Pooling	N/A	N/A	N/A	N/A	N/A
No Pooling	N/A	N/A	N/A	N/A	N/A
No Pooling	N/A	N/A	N/A	N/A	N/A
No Pooling	N/A	N/A	N/A	N/A	N/A
No Pooling	N/A	N/A	N/A	N/A	N/A
No Pooling	N/A	N/A	N/A	N/A	N/A
No Pooling	N/A	N/A	N/A	N/A	N/A
No Pooling	N/A	N/A	N/A	N/A	N/A
No Pooling	N/A	N/A	N/A	N/A	N/A
No Pooling	N/A	N/A	N/A	N/A	N/A
No Pooling	N/A	N/A	N/A	N/A	N/A
No Pooling	N/A	N/A	N/A	N/A	N/A
No Pooling	N/A	N/A	N/A	N/A	N/A
No Pooling	N/A	N/A	N/A	N/A	N/A
No Pooling	N/A	N/A	N/A	N/A	N/A
No Pooling	No Pooling	No Pooling	No Pooling	No Pooling	No Pooling
N/A	No Pooling	No Pooling	No Pooling	No Pooling	No Pooling
No Pooling	No Pooling	No Pooling	No Pooling	No Pooling	No Pooling
No Pooling	No Pooling	No Pooling	No Pooling	No Pooling	No Pooling
N/A	No Pooling	No Pooling	No Pooling	No Pooling	No Pooling
No Pooling	No Pooling	No Pooling	No Pooling	No Pooling	No Pooling
No Pooling	N/A	N/A	N/A	N/A	N/A

Price Cap Tariff Review Plan
Verification of Recovered CMT Revenue

Total Jurisdiction
(a)

0
0

0
0

0

0

0

0
0

0

0

0

0

Price Cap Tariff Review Plan
 Calculation of EUCL Limits, PICC Rate and CCL Rates

Total Jurisdiction (a)	No Zone / Zone A (b)	Zone B (c)	Zone C (d)	Zone D (e)	Other Zone * (f)
0	0	0	0	0	0
0	0	0	0	0	0
0	0	0	0	0	0
0	0	0	0	0	0
0	N/A	N/A	N/A	N/A	N/A
0	N/A	N/A	N/A	N/A	N/A
0	N/A	N/A	N/A	N/A	N/A
0	N/A	N/A	N/A	N/A	N/A
0	N/A	N/A	N/A	N/A	N/A
0	N/A	N/A	N/A	N/A	N/A
0	N/A	N/A	N/A	N/A	N/A
6.50	N/A	N/A	N/A	N/A	N/A
7.00	N/A	N/A	N/A	N/A	N/A
9.20	N/A	N/A	N/A	N/A	N/A
0.000000	N/A	N/A	N/A	N/A	N/A
0.000000	N/A	N/A	N/A	N/A	N/A
0.000000	N/A	N/A	N/A	N/A	N/A
0.000000	N/A	N/A	N/A	N/A	N/A

Price Cap Tariff Review Plan
 Calculation of EUCL Limits, PICC Rate and CCL Rates

Total Jurisdiction (a)	No Zone / Zone A (b)	Zone B (c)	Zone C (d)	Zone D (e)	Other Zone * (f)
0	N/A	N/A	N/A	N/A	N/A
0	N/A	N/A	N/A	N/A	N/A
0	N/A	N/A	N/A	N/A	N/A
0	N/A	N/A	N/A	N/A	N/A
0	N/A	N/A	N/A	N/A	N/A
0	N/A	N/A	N/A	N/A	N/A
0	N/A	N/A	N/A	N/A	N/A
0	N/A	N/A	N/A	N/A	N/A
0	N/A	N/A	N/A	N/A	N/A
0	N/A	N/A	N/A	N/A	N/A
0.000000	N/A	N/A	N/A	N/A	N/A
0	N/A	N/A	N/A	N/A	N/A
0.000000	N/A	N/A	N/A	N/A	N/A
0.000000	N/A	N/A	N/A	N/A	N/A
0	N/A	N/A	N/A	N/A	N/A
0	N/A	N/A	N/A	N/A	N/A
0	N/A	N/A	N/A	N/A	N/A
0.000000	N/A	N/A	N/A	N/A	N/A
0.000000	N/A	N/A	N/A	N/A	N/A
0	N/A	N/A	N/A	N/A	N/A
0.000000	N/A	N/A	N/A	N/A	N/A
0.000000	N/A	N/A	N/A	N/A	N/A
0	N/A	N/A	N/A	N/A	N/A
0	N/A	N/A	N/A	N/A	N/A
0	N/A	N/A	N/A	N/A	N/A
YES	N/A	N/A	N/A	N/A	N/A
No	N/A	N/A	N/A	N/A	N/A
No	N/A	N/A	N/A	N/A	N/A
	N/A	N/A	N/A	N/A	N/A
	N/A	N/A	N/A	N/A	N/A
	N/A	N/A	N/A	N/A	N/A

Price Cap Tariff Review Plan
Manual Input of EUCL Rates - No PICC or MOU Rates

Total Jurisdiction
(a)

0

0

0

0.00

0.00

0.00

0.00

0.00

0.00

0

0

0

0

0

Price Cap Tariff Review Plan
 Calculation of Minimum & Maximum EU Rates

	Total Jurisdiction (a)	No Zone / Zone A (b)	Zone B (c)	Zone C (d)	Zone D (e)	Other Zone * (f)
	0	N/A	N/A	N/A	N/A	N/A
	0	N/A	N/A	N/A	N/A	N/A
	0	N/A	N/A	N/A	N/A	N/A
	0	0	0	0	0	0
N/A		0.00	0.00	0.00	0.00	0.00
N/A		0.00	0.00	0.00	0.00	0.00
	0	0	0	0	0	0
	0	N/A	N/A	N/A	N/A	N/A
	0	N/A	N/A	N/A	N/A	N/A
	0	0	0	0	0	0
	0	N/A	N/A	N/A	N/A	N/A
N/A		0	0	0	0	0
	0	N/A	N/A	N/A	N/A	N/A
	0	N/A	N/A	N/A	N/A	N/A
	0	0	0	0	0	0
	0	N/A	N/A	N/A	N/A	N/A
	0	N/A	N/A	N/A	N/A	N/A
	0	N/A	N/A	N/A	N/A	N/A
	0	N/A	N/A	N/A	N/A	N/A
	0	N/A	N/A	N/A	N/A	N/A
N/A		0.00	0.00	0.00	0.00	0.00
N/A		0.00	0.00	0.00	0.00	0.00
N/A		0.00	0.00	0.00	0.00	0.00
	0	0	0	0	0	0
	0	0	0	0	0	0
	0	0	0	0	0	0
	0	0	0	0	0	0
	0	N/A	N/A	N/A	N/A	N/A

Price Cap Tariff Review Plan
 Allocation of Pool Revenues to MLB PICC & MLB EUCL

Total Jurisdiction (a)	No Zone / Zone A (b)	Zone B (c)	Zone C (d)	Zone D (e)	Other Zone * (f)
No Pooling	N/A	N/A	N/A	N/A	N/A
No Pooling	N/A	N/A	N/A	N/A	N/A
No Pooling	N/A	N/A	N/A	N/A	N/A
No Pooling	N/A	N/A	N/A	N/A	N/A
No Pooling	N/A	N/A	N/A	N/A	N/A
No Pooling	N/A	N/A	N/A	N/A	N/A
No Pooling	N/A	N/A	N/A	N/A	N/A
No Pooling	N/A	N/A	N/A	N/A	N/A
No Pooling	N/A	N/A	N/A	N/A	N/A
No Pooling	N/A	N/A	N/A	N/A	N/A
No Pooling	N/A	N/A	N/A	N/A	N/A
No Pooling	N/A	N/A	N/A	N/A	N/A
No Pooling	N/A	N/A	N/A	N/A	N/A
No Pooling	N/A	N/A	N/A	N/A	N/A
No Pooling	No Pooling	No Pooling	No Pooling	No Pooling	No Pooling
N/A	No Pooling	No Pooling	No Pooling	No Pooling	No Pooling
No Pooling	No Pooling	No Pooling	No Pooling	No Pooling	No Pooling
No Pooling	No Pooling	No Pooling	No Pooling	No Pooling	No Pooling
N/A	No Pooling	No Pooling	No Pooling	No Pooling	No Pooling
No Pooling	No Pooling	No Pooling	No Pooling	No Pooling	No Pooling
No Pooling	N/A	N/A	N/A	N/A	N/A

Price Cap Tariff Review Plan
Verification of Recovered CMT Revenue

Total Jurisdiction
(a)

0
0

0
0

0

0

0

0
0

0

0

0

0

Price Cap Tariff Review Plan
 Calculation of EUCL Limits, PICC Rate and CCL Rates

Total Jurisdiction (a)	No Zone / Zone A (b)	Zone B (c)	Zone C (d)	Zone D (e)	Other Zone (f)
0	0	0	0	0	0
0	0	0	0	0	0
0	0	0	0	0	0
0	0	0	0	0	0
0	N/A	N/A	N/A	N/A	N/A
0	N/A	N/A	N/A	N/A	N/A
0	N/A	N/A	N/A	N/A	N/A
0	N/A	N/A	N/A	N/A	N/A
0	N/A	N/A	N/A	N/A	N/A
0	N/A	N/A	N/A	N/A	N/A
0	N/A	N/A	N/A	N/A	N/A
6.50	N/A	N/A	N/A	N/A	N/A
7.00	N/A	N/A	N/A	N/A	N/A
9.20	N/A	N/A	N/A	N/A	N/A
0.000000	N/A	N/A	N/A	N/A	N/A
1.000000	N/A	N/A	N/A	N/A	N/A
0.000000	N/A	N/A	N/A	N/A	N/A
0.000000	N/A	N/A	N/A	N/A	N/A

Price Cap Tariff Review Plan
Manual Input of EUCL Rates - No PICC or MOU Rates

Total Jurisdiction
(a)

ok
ok
ok

Price Cap Tariff Review Plan
 Calculation of Minimum & Maximum EU Rates

Total Jurisdiction (a)	No Zone / Zone A (b)	Zone B (c)	Zone C (d)	Zone D (e)	Other Zone (f)
	N/A	N/A	N/A	N/A	N/A
	N/A	N/A	N/A	N/A	N/A
	N/A	N/A	N/A	N/A	N/A
N/A					
N/A					
	N/A	N/A	N/A	N/A	N/A
	N/A	N/A	N/A	N/A	N/A
	N/A	N/A	N/A	N/A	N/A
N/A					
	N/A	N/A	N/A	N/A	N/A
	N/A	N/A	N/A	N/A	N/A
	N/A	N/A	N/A	N/A	N/A
	N/A	N/A	N/A	N/A	N/A
	N/A	N/A	N/A	N/A	N/A
	N/A	N/A	N/A	N/A	N/A
N/A					
N/A					
N/A					
	N/A	N/A	N/A	N/A	N/A

Price Cap Tariff Review Plan
 Allocation of Pool Revenues to MLB PICC & MLB EUCL

Total Jurisdiction (a)	No Zone / Zone A (b)	Zone B (c)	Zone C (d)	Zone D (e)	Other Zone (f)
---------------------------	-------------------------	---------------	---------------	---------------	-------------------

	N/A	N/A	N/A	N/A	N/A
	N/A	N/A	N/A	N/A	N/A

	N/A	N/A	N/A	N/A	N/A
	N/A	N/A	N/A	N/A	N/A

	N/A	N/A	N/A	N/A	N/A
	N/A	N/A	N/A	N/A	N/A
	N/A	N/A	N/A	N/A	N/A
	N/A	N/A	N/A	N/A	N/A

	N/A	N/A	N/A	N/A	N/A
--	-----	-----	-----	-----	-----

	N/A	N/A	N/A	N/A	N/A
	N/A	N/A	N/A	N/A	N/A
	N/A	N/A	N/A	N/A	N/A
	N/A	N/A	N/A	N/A	N/A
	N/A	N/A	N/A	N/A	N/A
	N/A	N/A	N/A	N/A	N/A

N/A

N/A

	N/A	N/A	N/A	N/A	N/A
--	-----	-----	-----	-----	-----

Price Cap Tariff Review Plan
Verification of Recovered CMT Revenue

Total Jurisdiction
(a)

0
0

0
0

0

0

0

Agg.Rate 0

Agg.Rate

0

0 ok

0

LEC

FCC

Delta

Flag

0.00 *
0.00 *
0.00 *
0.00 *
0.00 *
0.00 *

0 0 0 *
0 0 0 *
0 0 0 *
0 Agg.Rate 0 *
0 Agg.Rate 0 *
0 0 0 *
0 0 0 *
0 0 0 *
*
*

Price Cap Tariff Review Plan
 Calculation of EUCL Limits, PICC Rate and CCL Rates

Total Jurisdiction (a)	No Zone / Zone A (b)	Zone B (c)	Zone C (d)	Zone D (e)	Other Zone (f)
0	0	0	0	0	0
0	0	0	0	0	0
0	0	0	0	0	0
0	0	0	0	0	0
0	N/A	N/A	N/A	N/A	N/A
0	N/A	N/A	N/A	N/A	N/A
0	N/A	N/A	N/A	N/A	N/A
0	N/A	N/A	N/A	N/A	N/A
0	N/A	N/A	N/A	N/A	N/A
0	N/A	N/A	N/A	N/A	N/A
0	N/A	N/A	N/A	N/A	N/A
6.50	N/A	N/A	N/A	N/A	N/A
7.00	N/A	N/A	N/A	N/A	N/A
9.20	N/A	N/A	N/A	N/A	N/A
0.000000	N/A	N/A	N/A	N/A	N/A
0.000000	N/A	N/A	N/A	N/A	N/A
0.0000	N/A	N/A	N/A	N/A	N/A
0.000000	N/A	N/A	N/A	N/A	N/A

Price Cap Tariff Review Plan
Manual Input of EUCL Rates - No PICC or MOU Rates

Total Jurisdiction
(a)

ok
ok
ok

Price Cap Tariff Review Plan
 Calculation of Minimum & Maximum EU Rates

Total Jurisdiction (a)	No Zone / Zone A (b)	Zone B (c)	Zone C (d)	Zone D (e)	Other Zone (f)
	N/A	N/A	N/A	N/A	N/A
	N/A	N/A	N/A	N/A	N/A
	N/A	N/A	N/A	N/A	N/A
N/A					
N/A					
	N/A	N/A	N/A	N/A	N/A
	N/A	N/A	N/A	N/A	N/A
	N/A	N/A	N/A	N/A	N/A
N/A					
	N/A	N/A	N/A	N/A	N/A
	N/A	N/A	N/A	N/A	N/A
	N/A	N/A	N/A	N/A	N/A
	N/A	N/A	N/A	N/A	N/A
	N/A	N/A	N/A	N/A	N/A
N/A					
N/A					
N/A					
	N/A	N/A	N/A	N/A	N/A

Price Cap Tariff Review Plan
Allocation of Pool Revenues to MLB PICC & MLB EUCL

Total Jurisdiction (a)	No Zone / Zone A (b)	Zone B (c)	Zone C (d)	Zone D (e)	Other Zone (f)
	N/A	N/A	N/A	N/A	N/A
	N/A	N/A	N/A	N/A	N/A
	N/A	N/A	N/A	N/A	N/A
	N/A	N/A	N/A	N/A	N/A
	N/A	N/A	N/A	N/A	N/A
	N/A	N/A	N/A	N/A	N/A
	N/A	N/A	N/A	N/A	N/A
	N/A	N/A	N/A	N/A	N/A
	N/A	N/A	N/A	N/A	N/A
	N/A	N/A	N/A	N/A	N/A
	N/A	N/A	N/A	N/A	N/A
N/A					
N/A					
	N/A	N/A	N/A	N/A	N/A

Price Cap Tariff Review Plan
Verification of Recovered CMT Revenue

Total Jurisdiction
(a)

0
0

0
0

0

0

0

Agg.Rate 0

Agg.Rate

0

0 ok

0

LEC

FCC

Delta

Flag

0.00 *
0.00 *
0.00 *
0.00 *
0.00 *
0.00 *

0 0 0 *
0 0 0 *
0 0 0 *
0 Agg.Rate 0 *
0 Agg.Rate 0 *
0 0 0 *
0 0 0 *
0 0 0 *
*
*

Price Cap Tariff Review Plan
 Calculation of EUCL Limits, PICC Rate and CCL Rates

Total Jurisdiction (a)	No Zone / Zone A (b)	Zone B (c)	Zone C (d)	Zone D (e)	Other Zone * (f)
0	0	0	0	0	0
0	0	0	0	0	0
0	0	0	0	0	0
0	0	0	0	0	0
0	N/A	N/A	N/A	N/A	N/A
0	N/A	N/A	N/A	N/A	N/A
0	N/A	N/A	N/A	N/A	N/A
0	N/A	N/A	N/A	N/A	N/A
0	N/A	N/A	N/A	N/A	N/A
0	N/A	N/A	N/A	N/A	N/A
0	N/A	N/A	N/A	N/A	N/A
6.50	N/A	N/A	N/A	N/A	N/A
7.00	N/A	N/A	N/A	N/A	N/A
9.20	N/A	N/A	N/A	N/A	N/A
0.000000	N/A	N/A	N/A	N/A	N/A
1.000000	N/A	N/A	N/A	N/A	N/A
1.000000	N/A	N/A	N/A	N/A	N/A
0.000000	N/A	N/A	N/A	N/A	N/A

Price Cap Tariff Review Plan
 Calculation of EUCL Limits, PICC Rate and CCL Rates

Total Jurisdiction (a)	No Zone / Zone A (b)	Zone B (c)	Zone C (d)	Zone D (e)	Other Zone * (f)
0	N/A	N/A	N/A	N/A	N/A
0	N/A	N/A	N/A	N/A	N/A
0	N/A	N/A	N/A	N/A	N/A
0	N/A	N/A	N/A	N/A	N/A
0	N/A	N/A	N/A	N/A	N/A
0	N/A	N/A	N/A	N/A	N/A
0	N/A	N/A	N/A	N/A	N/A
0	N/A	N/A	N/A	N/A	N/A
0	N/A	N/A	N/A	N/A	N/A
0	N/A	N/A	N/A	N/A	N/A
0	N/A	N/A	N/A	N/A	N/A
0	N/A	N/A	N/A	N/A	N/A
0.000000	N/A	N/A	N/A	N/A	N/A
0	N/A	N/A	N/A	N/A	N/A
0.000000	N/A	N/A	N/A	N/A	N/A
0.000000	N/A	N/A	N/A	N/A	N/A
0	N/A	N/A	N/A	N/A	N/A
0	N/A	N/A	N/A	N/A	N/A
0	N/A	N/A	N/A	N/A	N/A
0.000000	N/A	N/A	N/A	N/A	N/A
0.000000	N/A	N/A	N/A	N/A	N/A
0	N/A	N/A	N/A	N/A	N/A
0.000000	N/A	N/A	N/A	N/A	N/A
0.000000	N/A	N/A	N/A	N/A	N/A
0	N/A	N/A	N/A	N/A	N/A
0	N/A	N/A	N/A	N/A	N/A
0	N/A	N/A	N/A	N/A	N/A
Yes	N/A	N/A	N/A	N/A	N/A
No	N/A	N/A	N/A	N/A	N/A
No	N/A	N/A	N/A	N/A	N/A
N/A	N/A	N/A	N/A	N/A	N/A
N/A	N/A	N/A	N/A	N/A	N/A
N/A	N/A	N/A	N/A	N/A	N/A

Price Cap Tariff Review Plan
Manual Input of EUCL Rates - No PICC or MOU Rates

Total Jurisdiction
(a)

0

0

0

0.00

0.00

0.00

0.00

0.00

0.00

0

0

0

0

0

Price Cap Tariff Review Plan
 Calculation of Minimum & Maximum EU Rates

Total Jurisdiction (a)	No Zone / Zone A (b)	Zone B (c)	Zone C (d)	Zone D (e)	Other Zone * (f)
CAP2	N/A	N/A	N/A	N/A	N/A
CAP2	N/A	N/A	N/A	N/A	N/A
CAP2	N/A	N/A	N/A	N/A	N/A
CAP2	CAP2	CAP2	CAP2	CAP2	CAP2
N/A	CAP2	CAP2	CAP2	CAP2	CAP2
N/A	CAP2	CAP2	CAP2	CAP2	CAP2
CAP2	CAP2	CAP2	CAP2	CAP2	CAP2
CAP2	N/A	N/A	N/A	N/A	N/A
CAP2	N/A	N/A	N/A	N/A	N/A
CAP2	CAP2	CAP2	CAP2	CAP2	CAP2
CAP2	N/A	N/A	N/A	N/A	N/A
N/A	CAP2	CAP2	CAP2	CAP2	CAP2
CAP2	N/A	N/A	N/A	N/A	N/A
CAP2	N/A	N/A	N/A	N/A	N/A
CAP2	CAP2	CAP2	CAP2	CAP2	CAP2
CAP2	N/A	N/A	N/A	N/A	N/A
CAP2	CAP2	CAP2	CAP2	CAP2	CAP2
CAP2	N/A	N/A	N/A	N/A	N/A
CAP2	N/A	N/A	N/A	N/A	N/A
CAP2	N/A	N/A	N/A	N/A	N/A
CAP2	N/A	N/A	N/A	N/A	N/A
CAP2	N/A	N/A	N/A	N/A	N/A
CAP2	CAP2	CAP2	CAP2	CAP2	CAP2
N/A	CAP2	CAP2	CAP2	CAP2	CAP2
N/A	CAP2	CAP2	CAP2	CAP2	CAP2
N/A	CAP2	CAP2	CAP2	CAP2	CAP2
CAP2	CAP2	CAP2	CAP2	CAP2	CAP2
CAP2	CAP2	CAP2	CAP2	CAP2	CAP2
CAP2	CAP2	CAP2	CAP2	CAP2	CAP2
CAP2	CAP2	CAP2	CAP2	CAP2	CAP2
CAP2	N/A	N/A	N/A	N/A	N/A

Price Cap Tariff Review Plan
Allocation of Pool Revenues to MLB PICC & MLB EUCL

Total Jurisdiction (a)	No Zone / Zone A (b)	Zone B (c)	Zone C (d)	Zone D (e)	Other Zone * (f)
No Pooling	N/A	N/A	N/A	N/A	N/A
No Pooling	N/A	N/A	N/A	N/A	N/A
No Pooling	N/A	N/A	N/A	N/A	N/A
No Pooling	N/A	N/A	N/A	N/A	N/A
No Pooling	N/A	N/A	N/A	N/A	N/A
No Pooling	N/A	N/A	N/A	N/A	N/A
No Pooling	N/A	N/A	N/A	N/A	N/A
No Pooling	N/A	N/A	N/A	N/A	N/A
No Pooling	N/A	N/A	N/A	N/A	N/A
No Pooling	N/A	N/A	N/A	N/A	N/A
No Pooling	N/A	N/A	N/A	N/A	N/A
No Pooling	N/A	N/A	N/A	N/A	N/A
No Pooling	N/A	N/A	N/A	N/A	N/A
No Pooling	N/A	N/A	N/A	N/A	N/A
No Pooling	No Pooling	No Pooling	No Pooling	No Pooling	No Pooling
N/A	No Pooling	No Pooling	No Pooling	No Pooling	No Pooling
No Pooling	No Pooling	No Pooling	No Pooling	No Pooling	No Pooling
No Pooling	No Pooling	No Pooling	No Pooling	No Pooling	No Pooling
N/A	No Pooling	No Pooling	No Pooling	No Pooling	No Pooling
No Pooling	No Pooling	No Pooling	No Pooling	No Pooling	No Pooling
No Pooling	N/A	N/A	N/A	N/A	N/A

Price Cap Tariff Review Plan
Verification of Recovered CMT Revenue

Total Jurisdiction
(a)

0
0

0
0

0

0

0

0
0

0

0

0

0

Price Cap Tariff Review Plan
 Calculation of EUCL Limits, PICC Rate and CCL Rates

Total Jurisdiction (a)	No Zone / Zone A (b)	Zone B (c)	Zone C (d)	Zone D (e)	Other Zone * (f)
0	0	0	0	0	0
0	0	0	0	0	0
0	0	0	0	0	0
0	0	0	0	0	0
0	N/A	N/A	N/A	N/A	N/A
0	N/A	N/A	N/A	N/A	N/A
0	N/A	N/A	N/A	N/A	N/A
0	N/A	N/A	N/A	N/A	N/A
0	N/A	N/A	N/A	N/A	N/A
0	N/A	N/A	N/A	N/A	N/A
0	N/A	N/A	N/A	N/A	N/A
6.50	N/A	N/A	N/A	N/A	N/A
7.00	N/A	N/A	N/A	N/A	N/A
9.20	N/A	N/A	N/A	N/A	N/A
0.000000	N/A	N/A	N/A	N/A	N/A
0.000000	N/A	N/A	N/A	N/A	N/A
0.000000	N/A	N/A	N/A	N/A	N/A
0.000000	N/A	N/A	N/A	N/A	N/A

Price Cap Tariff Review Plan
 Calculation of EUCL Limits, PICC Rate and CCL Rates

Total Jurisdiction (a)	No Zone / Zone A (b)	Zone B (c)	Zone C (d)	Zone D (e)	Other Zone * (f)
0	N/A	N/A	N/A	N/A	N/A
0	N/A	N/A	N/A	N/A	N/A
0	N/A	N/A	N/A	N/A	N/A
0	N/A	N/A	N/A	N/A	N/A
0	N/A	N/A	N/A	N/A	N/A
0	N/A	N/A	N/A	N/A	N/A
0	N/A	N/A	N/A	N/A	N/A
0	N/A	N/A	N/A	N/A	N/A
0	N/A	N/A	N/A	N/A	N/A
0	N/A	N/A	N/A	N/A	N/A
0	N/A	N/A	N/A	N/A	N/A
0	N/A	N/A	N/A	N/A	N/A
0.000000	N/A	N/A	N/A	N/A	N/A
0	N/A	N/A	N/A	N/A	N/A
0.000000	N/A	N/A	N/A	N/A	N/A
0.000000	N/A	N/A	N/A	N/A	N/A
0	N/A	N/A	N/A	N/A	N/A
0	N/A	N/A	N/A	N/A	N/A
0	N/A	N/A	N/A	N/A	N/A
0.000000	N/A	N/A	N/A	N/A	N/A
0.000000	N/A	N/A	N/A	N/A	N/A
0	N/A	N/A	N/A	N/A	N/A
0.000000	N/A	N/A	N/A	N/A	N/A
0.000000	N/A	N/A	N/A	N/A	N/A
0	N/A	N/A	N/A	N/A	N/A
0	N/A	N/A	N/A	N/A	N/A
0	N/A	N/A	N/A	N/A	N/A
YES	N/A	N/A	N/A	N/A	N/A
No	N/A	N/A	N/A	N/A	N/A
No	N/A	N/A	N/A	N/A	N/A
N/A	N/A	N/A	N/A	N/A	N/A
	N/A	N/A	N/A	N/A	N/A
	N/A	N/A	N/A	N/A	N/A
	N/A	N/A	N/A	N/A	N/A

Price Cap Tariff Review Plan
Manual Input of EUCL Rates - No PICC or MOU Rates

Total Jurisdiction
(a)

0

0

0

0.00

0.00

0.00

0.00

0.00

0.00

0

0

0

0

0

Price Cap Tariff Review Plan
 Calculation of Minimum & Maximum EU Rates

	Total Jurisdiction (a)	No Zone / Zone A (b)	Zone B (c)	Zone C (d)	Zone D (e)	Other Zone * (f)
	0	N/A	N/A	N/A	N/A	N/A
	0	N/A	N/A	N/A	N/A	N/A
	0	N/A	N/A	N/A	N/A	N/A
	0	0	0	0	0	0
N/A		0.00	0.00	0.00	0.00	0.00
N/A		0.00	0.00	0.00	0.00	0.00
	0	0	0	0	0	0
	0	N/A	N/A	N/A	N/A	N/A
	0	N/A	N/A	N/A	N/A	N/A
	0	0	0	0	0	0
	0	N/A	N/A	N/A	N/A	N/A
N/A		0	0	0	0	0
	0	N/A	N/A	N/A	N/A	N/A
	0	N/A	N/A	N/A	N/A	N/A
	0	0	0	0	0	0
	0	N/A	N/A	N/A	N/A	N/A
	0	N/A	N/A	N/A	N/A	N/A
	0	N/A	N/A	N/A	N/A	N/A
	0	N/A	N/A	N/A	N/A	N/A
	0	N/A	N/A	N/A	N/A	N/A
N/A		0.00	0.00	0.00	0.00	0.00
N/A		0.00	0.00	0.00	0.00	0.00
N/A		0.00	0.00	0.00	0.00	0.00
	0	0	0	0	0	0
	0	0	0	0	0	0
	0	0	0	0	0	0
	0	0	0	0	0	0
	0	N/A	N/A	N/A	N/A	N/A

Price Cap Tariff Review Plan
Allocation of Pool Revenues to MLB PICC & MLB EUCL

Total Jurisdiction (a)	No Zone / Zone A (b)	Zone B (c)	Zone C (d)	Zone D (e)	Other Zone * (f)
No Pooling	N/A	N/A	N/A	N/A	N/A
No Pooling	N/A	N/A	N/A	N/A	N/A
No Pooling	N/A	N/A	N/A	N/A	N/A
No Pooling	N/A	N/A	N/A	N/A	N/A
No Pooling	N/A	N/A	N/A	N/A	N/A
No Pooling	N/A	N/A	N/A	N/A	N/A
No Pooling	N/A	N/A	N/A	N/A	N/A
No Pooling	N/A	N/A	N/A	N/A	N/A
No Pooling	N/A	N/A	N/A	N/A	N/A
No Pooling	N/A	N/A	N/A	N/A	N/A
No Pooling	N/A	N/A	N/A	N/A	N/A
No Pooling	N/A	N/A	N/A	N/A	N/A
No Pooling	N/A	N/A	N/A	N/A	N/A
No Pooling	N/A	N/A	N/A	N/A	N/A
No Pooling	No Pooling	No Pooling	No Pooling	No Pooling	No Pooling
N/A	No Pooling	No Pooling	No Pooling	No Pooling	No Pooling
No Pooling	No Pooling	No Pooling	No Pooling	No Pooling	No Pooling
No Pooling	No Pooling	No Pooling	No Pooling	No Pooling	No Pooling
N/A	No Pooling	No Pooling	No Pooling	No Pooling	No Pooling
No Pooling	No Pooling	No Pooling	No Pooling	No Pooling	No Pooling
No Pooling	N/A	N/A	N/A	N/A	N/A

Price Cap Tariff Review Plan
Verification of Recovered CMT Revenue

Total Jurisdiction
(a)

0
0

0
0

0

0

0

0
0

0

0

0

0

Price Cap Tariff Review Plan
 Calculation of EUCL Limits, PICC Rate and CCL Rates

Total Jurisdiction (a)	No Zone / Zone A (b)	Zone B (c)	Zone C (d)	Zone D (e)	Other Zone (f)
0	0	0	0	0	0
0	0	0	0	0	0
0	0	0	0	0	0
0	0	0	0	0	0
0	N/A	N/A	N/A	N/A	N/A
0	N/A	N/A	N/A	N/A	N/A
0	N/A	N/A	N/A	N/A	N/A
0	N/A	N/A	N/A	N/A	N/A
0	N/A	N/A	N/A	N/A	N/A
0	N/A	N/A	N/A	N/A	N/A
0	N/A	N/A	N/A	N/A	N/A
6.50	N/A	N/A	N/A	N/A	N/A
7.00	N/A	N/A	N/A	N/A	N/A
9.20	N/A	N/A	N/A	N/A	N/A
0.000000	N/A	N/A	N/A	N/A	N/A
1.000000	N/A	N/A	N/A	N/A	N/A
0.000000	N/A	N/A	N/A	N/A	N/A
0.000000	N/A	N/A	N/A	N/A	N/A

Price Cap Tariff Review Plan
Manual Input of EUCL Rates - No PICC or MOU Rates

Total Jurisdiction
(a)

ok
ok
ok

Price Cap Tariff Review Plan
 Calculation of Minimum & Maximum EU Rates

Total Jurisdiction (a)	No Zone / Zone A (b)	Zone B (c)	Zone C (d)	Zone D (e)	Other Zone (f)
	N/A	N/A	N/A	N/A	N/A
	N/A	N/A	N/A	N/A	N/A
	N/A	N/A	N/A	N/A	N/A
N/A					
N/A					
	N/A	N/A	N/A	N/A	N/A
	N/A	N/A	N/A	N/A	N/A
	N/A	N/A	N/A	N/A	N/A
N/A					
	N/A	N/A	N/A	N/A	N/A
	N/A	N/A	N/A	N/A	N/A
	N/A	N/A	N/A	N/A	N/A
	N/A	N/A	N/A	N/A	N/A
	N/A	N/A	N/A	N/A	N/A
N/A					
N/A					
N/A					
	N/A	N/A	N/A	N/A	N/A

Price Cap Tariff Review Plan
 Allocation of Pool Revenues to MLB PICC & MLB EUCL

Total Jurisdiction (a)	No Zone / Zone A (b)	Zone B (c)	Zone C (d)	Zone D (e)	Other Zone (f)
	N/A N/A	N/A N/A	N/A N/A	N/A N/A	N/A N/A
	N/A N/A	N/A N/A	N/A N/A	N/A N/A	N/A N/A
	N/A N/A N/A N/A	N/A N/A N/A N/A	N/A N/A N/A N/A	N/A N/A N/A N/A	N/A N/A N/A N/A
	N/A N/A N/A N/A N/A N/A	N/A N/A N/A N/A N/A N/A	N/A N/A N/A N/A N/A N/A	N/A N/A N/A N/A N/A N/A	N/A N/A N/A N/A N/A N/A
N/A					
N/A					
	N/A	N/A	N/A	N/A	N/A

Price Cap Tariff Review Plan
Verification of Recovered CMT Revenue

Total Jurisdiction
(a)

0
0

0
0

0

0

0

Agg.Rate 0

Agg.Rate

0

0 ok

0

LEC

FCC

Delta

Flag

0.00 *
0.00 *
0.00 *
0.00 *
0.00 *
0.00 *

0 0 0 *
0 0 0 *
0 0 0 *
0 Agg.Rate 0 *
0 Agg.Rate 0 *
0 0 0 *
0 0 0 *
0 0 0 *
*
*

Price Cap Tariff Review Plan
 Calculation of EUCL Limits, PICC Rate and CCL Rates

Total Jurisdiction (a)	No Zone / Zone A (b)	Zone B (c)	Zone C (d)	Zone D (e)	Other Zone (f)
0	0	0	0	0	0
0	0	0	0	0	0
0	0	0	0	0	0
0	0	0	0	0	0
0	N/A	N/A	N/A	N/A	N/A
0	N/A	N/A	N/A	N/A	N/A
0	N/A	N/A	N/A	N/A	N/A
0	N/A	N/A	N/A	N/A	N/A
0	N/A	N/A	N/A	N/A	N/A
0	N/A	N/A	N/A	N/A	N/A
0	N/A	N/A	N/A	N/A	N/A
6.50	N/A	N/A	N/A	N/A	N/A
7.00	N/A	N/A	N/A	N/A	N/A
9.20	N/A	N/A	N/A	N/A	N/A
0.000000	N/A	N/A	N/A	N/A	N/A
0.000000	N/A	N/A	N/A	N/A	N/A
0.0000	N/A	N/A	N/A	N/A	N/A
0.000000	N/A	N/A	N/A	N/A	N/A

Price Cap Tariff Review Plan
Manual Input of EUCL Rates - No PICC or MOU Rates

Total Jurisdiction
(a)

ok
ok
ok

Price Cap Tariff Review Plan
 Calculation of Minimum & Maximum EU Rates

Total Jurisdiction (a)	No Zone / Zone A (b)	Zone B (c)	Zone C (d)	Zone D (e)	Other Zone (f)
	N/A	N/A	N/A	N/A	N/A
	N/A	N/A	N/A	N/A	N/A
	N/A	N/A	N/A	N/A	N/A
N/A					
N/A					
	N/A	N/A	N/A	N/A	N/A
	N/A	N/A	N/A	N/A	N/A
	N/A	N/A	N/A	N/A	N/A
N/A					
	N/A	N/A	N/A	N/A	N/A
	N/A	N/A	N/A	N/A	N/A
	N/A	N/A	N/A	N/A	N/A
	N/A	N/A	N/A	N/A	N/A
	N/A	N/A	N/A	N/A	N/A
N/A					
N/A					
N/A					
	N/A	N/A	N/A	N/A	N/A

Price Cap Tariff Review Plan
Allocation of Pool Revenues to MLB PICC & MLB EUCL

Total Jurisdiction (a)	No Zone / Zone A (b)	Zone B (c)	Zone C (d)	Zone D (e)	Other Zone (f)
	N/A	N/A	N/A	N/A	N/A
	N/A	N/A	N/A	N/A	N/A
	N/A	N/A	N/A	N/A	N/A
	N/A	N/A	N/A	N/A	N/A
	N/A	N/A	N/A	N/A	N/A
	N/A	N/A	N/A	N/A	N/A
	N/A	N/A	N/A	N/A	N/A
	N/A	N/A	N/A	N/A	N/A
	N/A	N/A	N/A	N/A	N/A
	N/A	N/A	N/A	N/A	N/A
	N/A	N/A	N/A	N/A	N/A
	N/A	N/A	N/A	N/A	N/A
	N/A	N/A	N/A	N/A	N/A
N/A					
N/A					
	N/A	N/A	N/A	N/A	N/A

Price Cap Tariff Review Plan
Verification of Recovered CMT Revenue

Total Jurisdiction
(a)

0
0

0
0

0

0

0

Agg.Rate

0

Agg.Rate

0

0 ok

0

LEC

FCC

Delta

Flag

0.00 *
0.00 *
0.00 *
0.00 *
0.00 *
0.00 *

0 0 0 *
0 0 0 *
0 0 0 *
0 Agg.Rate 0 *
0 Agg.Rate 0 *
0 0 0 *
0 0 0 *
0 0 0 *
*
*

Price Cap Tariff Review Plan
 Calculation of EUCL Limits, PICC Rate and CCL Rates

Total Jurisdiction (a)	No Zone / Zone A (b)	Zone B (c)	Zone C (d)	Zone D (e)	Other Zone * (f)
0	0	0	0	0	0
0	0	0	0	0	0
0	0	0	0	0	0
0	0	0	0	0	0
0	N/A	N/A	N/A	N/A	N/A
0	N/A	N/A	N/A	N/A	N/A
0	N/A	N/A	N/A	N/A	N/A
0	N/A	N/A	N/A	N/A	N/A
0	N/A	N/A	N/A	N/A	N/A
0	N/A	N/A	N/A	N/A	N/A
0	N/A	N/A	N/A	N/A	N/A
6.50	N/A	N/A	N/A	N/A	N/A
7.00	N/A	N/A	N/A	N/A	N/A
9.20	N/A	N/A	N/A	N/A	N/A
0.000000	N/A	N/A	N/A	N/A	N/A
1.000000	N/A	N/A	N/A	N/A	N/A
1.000000	N/A	N/A	N/A	N/A	N/A
0.000000	N/A	N/A	N/A	N/A	N/A

Price Cap Tariff Review Plan
Manual Input of EUCL Rates - No PICC or MOU Rates

Total Jurisdiction
(a)

0

0

0

0.00

0.00

0.00

0.00

0.00

0.00

0

0

0

0

0

Price Cap Tariff Review Plan
 Calculation of Minimum & Maximum EU Rates

Total Jurisdiction (a)	No Zone / Zone A (b)	Zone B (c)	Zone C (d)	Zone D (e)	Other Zone * (f)
CAP2	N/A	N/A	N/A	N/A	N/A
CAP2	N/A	N/A	N/A	N/A	N/A
CAP2	N/A	N/A	N/A	N/A	N/A
CAP2	CAP2	CAP2	CAP2	CAP2	CAP2
N/A	CAP2	CAP2	CAP2	CAP2	CAP2
N/A	CAP2	CAP2	CAP2	CAP2	CAP2
CAP2	CAP2	CAP2	CAP2	CAP2	CAP2
CAP2	N/A	N/A	N/A	N/A	N/A
CAP2	N/A	N/A	N/A	N/A	N/A
CAP2	CAP2	CAP2	CAP2	CAP2	CAP2
CAP2	N/A	N/A	N/A	N/A	N/A
N/A	CAP2	CAP2	CAP2	CAP2	CAP2
CAP2	N/A	N/A	N/A	N/A	N/A
CAP2	N/A	N/A	N/A	N/A	N/A
CAP2	CAP2	CAP2	CAP2	CAP2	CAP2
CAP2	N/A	N/A	N/A	N/A	N/A
CAP2	CAP2	CAP2	CAP2	CAP2	CAP2
CAP2	N/A	N/A	N/A	N/A	N/A
CAP2	N/A	N/A	N/A	N/A	N/A
CAP2	N/A	N/A	N/A	N/A	N/A
CAP2	N/A	N/A	N/A	N/A	N/A
CAP2	N/A	N/A	N/A	N/A	N/A
CAP2	N/A	N/A	N/A	N/A	N/A
CAP2	CAP2	CAP2	CAP2	CAP2	CAP2
CAP2	CAP2	CAP2	CAP2	CAP2	CAP2
CAP2	CAP2	CAP2	CAP2	CAP2	CAP2
CAP2	CAP2	CAP2	CAP2	CAP2	CAP2
CAP2	N/A	N/A	N/A	N/A	N/A

Price Cap Tariff Review Plan
 Allocation of Pool Revenues to MLB PICC & MLB EUCL

Total Jurisdiction (a)	No Zone / Zone A (b)	Zone B (c)	Zone C (d)	Zone D (e)	Other Zone * (f)
No Pooling	N/A	N/A	N/A	N/A	N/A
No Pooling	N/A	N/A	N/A	N/A	N/A
No Pooling	N/A	N/A	N/A	N/A	N/A
No Pooling	N/A	N/A	N/A	N/A	N/A
No Pooling	N/A	N/A	N/A	N/A	N/A
No Pooling	N/A	N/A	N/A	N/A	N/A
No Pooling	N/A	N/A	N/A	N/A	N/A
No Pooling	N/A	N/A	N/A	N/A	N/A
No Pooling	N/A	N/A	N/A	N/A	N/A
No Pooling	N/A	N/A	N/A	N/A	N/A
No Pooling	N/A	N/A	N/A	N/A	N/A
No Pooling	N/A	N/A	N/A	N/A	N/A
No Pooling	N/A	N/A	N/A	N/A	N/A
No Pooling	N/A	N/A	N/A	N/A	N/A
No Pooling	N/A	N/A	N/A	N/A	N/A
No Pooling	No Pooling	No Pooling	No Pooling	No Pooling	No Pooling
N/A	No Pooling	No Pooling	No Pooling	No Pooling	No Pooling
No Pooling	No Pooling	No Pooling	No Pooling	No Pooling	No Pooling
No Pooling	No Pooling	No Pooling	No Pooling	No Pooling	No Pooling
N/A	No Pooling	No Pooling	No Pooling	No Pooling	No Pooling
No Pooling	No Pooling	No Pooling	No Pooling	No Pooling	No Pooling
No Pooling	N/A	N/A	N/A	N/A	N/A

Price Cap Tariff Review Plan
Verification of Recovered CMT Revenue

Total Jurisdiction
(a)

0
0

0
0

0

0

0

0
0

0

0

0

0

Price Cap Tariff Review Plan
 Calculation of EUCL Limits, PICC Rate and CCL Rates

Total Jurisdiction (a)	No Zone / Zone A (b)	Zone B (c)	Zone C (d)	Zone D (e)	Other Zone * (f)
0	0	0	0	0	0
0	0	0	0	0	0
0	0	0	0	0	0
0	0	0	0	0	0
0	N/A	N/A	N/A	N/A	N/A
0	N/A	N/A	N/A	N/A	N/A
0	N/A	N/A	N/A	N/A	N/A
0	N/A	N/A	N/A	N/A	N/A
0	N/A	N/A	N/A	N/A	N/A
0	N/A	N/A	N/A	N/A	N/A
0	N/A	N/A	N/A	N/A	N/A
6.50	N/A	N/A	N/A	N/A	N/A
7.00	N/A	N/A	N/A	N/A	N/A
9.20	N/A	N/A	N/A	N/A	N/A
0.000000	N/A	N/A	N/A	N/A	N/A
0.000000	N/A	N/A	N/A	N/A	N/A
0.000000	N/A	N/A	N/A	N/A	N/A
0.000000	N/A	N/A	N/A	N/A	N/A

Price Cap Tariff Review Plan
 Calculation of EUCL Limits, PICC Rate and CCL Rates

Total Jurisdiction (a)	No Zone / Zone A (b)	Zone B (c)	Zone C (d)	Zone D (e)	Other Zone * (f)
0	N/A	N/A	N/A	N/A	N/A
0	N/A	N/A	N/A	N/A	N/A
0	N/A	N/A	N/A	N/A	N/A
0	N/A	N/A	N/A	N/A	N/A
0	N/A	N/A	N/A	N/A	N/A
0	N/A	N/A	N/A	N/A	N/A
0	N/A	N/A	N/A	N/A	N/A
0	N/A	N/A	N/A	N/A	N/A
0	N/A	N/A	N/A	N/A	N/A
0	N/A	N/A	N/A	N/A	N/A
0	N/A	N/A	N/A	N/A	N/A
0	N/A	N/A	N/A	N/A	N/A
0.000000	N/A	N/A	N/A	N/A	N/A
0	N/A	N/A	N/A	N/A	N/A
0.000000	N/A	N/A	N/A	N/A	N/A
0.000000	N/A	N/A	N/A	N/A	N/A
0	N/A	N/A	N/A	N/A	N/A
0	N/A	N/A	N/A	N/A	N/A
0	N/A	N/A	N/A	N/A	N/A
0.000000	N/A	N/A	N/A	N/A	N/A
0.000000	N/A	N/A	N/A	N/A	N/A
0	N/A	N/A	N/A	N/A	N/A
0.000000	N/A	N/A	N/A	N/A	N/A
0.000000	N/A	N/A	N/A	N/A	N/A
0	N/A	N/A	N/A	N/A	N/A
0	N/A	N/A	N/A	N/A	N/A
0	N/A	N/A	N/A	N/A	N/A
YES	N/A	N/A	N/A	N/A	N/A
No	N/A	N/A	N/A	N/A	N/A
No	N/A	N/A	N/A	N/A	N/A
N/A	N/A	N/A	N/A	N/A	N/A
N/A	N/A	N/A	N/A	N/A	N/A
N/A	N/A	N/A	N/A	N/A	N/A

Price Cap Tariff Review Plan
Manual Input of EUCL Rates - No PICC or MOU Rates

Total Jurisdiction
(a)

0

0

0

0.00

0.00

0.00

0.00

0.00

0.00

0

0

0

0

0

Price Cap Tariff Review Plan
 Calculation of Minimum & Maximum EU Rates

	Total Jurisdiction (a)	No Zone / Zone A (b)	Zone B (c)	Zone C (d)	Zone D (e)	Other Zone * (f)
	0	N/A	N/A	N/A	N/A	N/A
	0	N/A	N/A	N/A	N/A	N/A
	0	N/A	N/A	N/A	N/A	N/A
	0	0	0	0	0	0
N/A		0.00	0.00	0.00	0.00	0.00
N/A		0.00	0.00	0.00	0.00	0.00
	0	0	0	0	0	0
	0	N/A	N/A	N/A	N/A	N/A
	0	N/A	N/A	N/A	N/A	N/A
	0	0	0	0	0	0
	0	N/A	N/A	N/A	N/A	N/A
N/A		0	0	0	0	0
	0	N/A	N/A	N/A	N/A	N/A
	0	N/A	N/A	N/A	N/A	N/A
	0	0	0	0	0	0
	0	N/A	N/A	N/A	N/A	N/A
	0	N/A	N/A	N/A	N/A	N/A
	0	N/A	N/A	N/A	N/A	N/A
	0	N/A	N/A	N/A	N/A	N/A
	0	N/A	N/A	N/A	N/A	N/A
N/A		0.00	0.00	0.00	0.00	0.00
N/A		0.00	0.00	0.00	0.00	0.00
N/A		0.00	0.00	0.00	0.00	0.00
	0	0	0	0	0	0
	0	0	0	0	0	0
	0	0	0	0	0	0
	0	0	0	0	0	0
	0	N/A	N/A	N/A	N/A	N/A

Price Cap Tariff Review Plan
Allocation of Pool Revenues to MLB PICC & MLB EUCL

Total Jurisdiction (a)	No Zone / Zone A (b)	Zone B (c)	Zone C (d)	Zone D (e)	Other Zone * (f)
No Pooling	N/A	N/A	N/A	N/A	N/A
No Pooling	N/A	N/A	N/A	N/A	N/A
No Pooling	N/A	N/A	N/A	N/A	N/A
No Pooling	N/A	N/A	N/A	N/A	N/A
No Pooling	N/A	N/A	N/A	N/A	N/A
No Pooling	N/A	N/A	N/A	N/A	N/A
No Pooling	N/A	N/A	N/A	N/A	N/A
No Pooling	N/A	N/A	N/A	N/A	N/A
No Pooling	N/A	N/A	N/A	N/A	N/A
No Pooling	N/A	N/A	N/A	N/A	N/A
No Pooling	N/A	N/A	N/A	N/A	N/A
No Pooling	N/A	N/A	N/A	N/A	N/A
No Pooling	N/A	N/A	N/A	N/A	N/A
No Pooling	N/A	N/A	N/A	N/A	N/A
No Pooling	N/A	N/A	N/A	N/A	N/A
No Pooling	N/A	N/A	N/A	N/A	N/A
No Pooling	No Pooling	No Pooling	No Pooling	No Pooling	No Pooling
N/A	No Pooling	No Pooling	No Pooling	No Pooling	No Pooling
No Pooling	No Pooling	No Pooling	No Pooling	No Pooling	No Pooling
No Pooling	No Pooling	No Pooling	No Pooling	No Pooling	No Pooling
N/A	No Pooling	No Pooling	No Pooling	No Pooling	No Pooling
No Pooling	No Pooling	No Pooling	No Pooling	No Pooling	No Pooling
No Pooling	N/A	N/A	N/A	N/A	N/A

Price Cap Tariff Review Plan
Verification of Recovered CMT Revenue

Total Jurisdiction
(a)

0
0

0
0

0

0

0

0
0

0

0

0

0

Price Cap Tariff Review Plan
 Calculation of EUCL Limits, PICC Rate and CCL Rates

Total Jurisdiction (a)	No Zone / Zone A (b)	Zone B (c)	Zone C (d)	Zone D (e)	Other Zone (f)
0	0	0	0	0	0
0	0	0	0	0	0
0	0	0	0	0	0
0	0	0	0	0	0
0	N/A	N/A	N/A	N/A	N/A
0	N/A	N/A	N/A	N/A	N/A
0	N/A	N/A	N/A	N/A	N/A
0	N/A	N/A	N/A	N/A	N/A
0	N/A	N/A	N/A	N/A	N/A
0	N/A	N/A	N/A	N/A	N/A
0	N/A	N/A	N/A	N/A	N/A
6.50	N/A	N/A	N/A	N/A	N/A
7.00	N/A	N/A	N/A	N/A	N/A
9.20	N/A	N/A	N/A	N/A	N/A
0.000000	N/A	N/A	N/A	N/A	N/A
1.000000	N/A	N/A	N/A	N/A	N/A
0.000000	N/A	N/A	N/A	N/A	N/A
0.000000	N/A	N/A	N/A	N/A	N/A

Price Cap Tariff Review Plan
Manual Input of EUCL Rates - No PICC or MOU Rates

Total Jurisdiction
(a)

ok
ok
ok

Price Cap Tariff Review Plan
 Calculation of Minimum & Maximum EU Rates

Total Jurisdiction (a)	No Zone / Zone A (b)	Zone B (c)	Zone C (d)	Zone D (e)	Other Zone (f)
	N/A	N/A	N/A	N/A	N/A
	N/A	N/A	N/A	N/A	N/A
	N/A	N/A	N/A	N/A	N/A
N/A					
N/A					
	N/A	N/A	N/A	N/A	N/A
	N/A	N/A	N/A	N/A	N/A
	N/A	N/A	N/A	N/A	N/A
N/A					
	N/A	N/A	N/A	N/A	N/A
	N/A	N/A	N/A	N/A	N/A
	N/A	N/A	N/A	N/A	N/A
	N/A	N/A	N/A	N/A	N/A
	N/A	N/A	N/A	N/A	N/A
N/A					
N/A					
N/A					
	N/A	N/A	N/A	N/A	N/A

Price Cap Tariff Review Plan
Allocation of Pool Revenues to MLB PICC & MLB EUCL

Total Jurisdiction (a)	No Zone / Zone A (b)	Zone B (c)	Zone C (d)	Zone D (e)	Other Zone (f)
	N/A	N/A	N/A	N/A	N/A
	N/A	N/A	N/A	N/A	N/A
	N/A	N/A	N/A	N/A	N/A
	N/A	N/A	N/A	N/A	N/A
	N/A	N/A	N/A	N/A	N/A
	N/A	N/A	N/A	N/A	N/A
	N/A	N/A	N/A	N/A	N/A
	N/A	N/A	N/A	N/A	N/A
	N/A	N/A	N/A	N/A	N/A
	N/A	N/A	N/A	N/A	N/A
	N/A	N/A	N/A	N/A	N/A
	N/A	N/A	N/A	N/A	N/A
	N/A	N/A	N/A	N/A	N/A
	N/A	N/A	N/A	N/A	N/A
	N/A	N/A	N/A	N/A	N/A
	N/A	N/A	N/A	N/A	N/A
	N/A	N/A	N/A	N/A	N/A
	N/A	N/A	N/A	N/A	N/A
N/A					
N/A					
	N/A	N/A	N/A	N/A	N/A

Price Cap Tariff Review Plan
Verification of Recovered CMT Revenue

Total Jurisdiction
(a)

0
0

0
0

0

0

0

Agg.Rate 0

Agg.Rate

0

0 ok

0

LEC

FCC

Delta

Flag

0.00 *
0.00 *
0.00 *
0.00 *
0.00 *
0.00 *

0 0 0 *
0 0 0 *
0 0 0 *
0 Agg.Rate 0 *
0 Agg.Rate 0 *
0 0 0 *
0 0 0 *
0 0 0 *
*
*

Price Cap Tariff Review Plan
 Calculation of EUCL Limits, PICC Rate and CCL Rates

Total Jurisdiction (a)	No Zone / Zone A (b)	Zone B (c)	Zone C (d)	Zone D (e)	Other Zone (f)
0	0	0	0	0	0
0	0	0	0	0	0
0	0	0	0	0	0
0	0	0	0	0	0
0	N/A	N/A	N/A	N/A	N/A
0	N/A	N/A	N/A	N/A	N/A
0	N/A	N/A	N/A	N/A	N/A
0	N/A	N/A	N/A	N/A	N/A
0	N/A	N/A	N/A	N/A	N/A
0	N/A	N/A	N/A	N/A	N/A
0	N/A	N/A	N/A	N/A	N/A
6.50	N/A	N/A	N/A	N/A	N/A
7.00	N/A	N/A	N/A	N/A	N/A
9.20	N/A	N/A	N/A	N/A	N/A
0.000000	N/A	N/A	N/A	N/A	N/A
0.000000	N/A	N/A	N/A	N/A	N/A
0.0000	N/A	N/A	N/A	N/A	N/A
0.000000	N/A	N/A	N/A	N/A	N/A

Price Cap Tariff Review Plan
Manual Input of EUCL Rates - No PICC or MOU Rates

Total Jurisdiction
(a)

ok
ok
ok

Price Cap Tariff Review Plan
 Calculation of Minimum & Maximum EU Rates

Total Jurisdiction (a)	No Zone / Zone A (b)	Zone B (c)	Zone C (d)	Zone D (e)	Other Zone (f)
	N/A	N/A	N/A	N/A	N/A
	N/A	N/A	N/A	N/A	N/A
	N/A	N/A	N/A	N/A	N/A
N/A					
N/A					
	N/A	N/A	N/A	N/A	N/A
	N/A	N/A	N/A	N/A	N/A
	N/A	N/A	N/A	N/A	N/A
N/A					
	N/A	N/A	N/A	N/A	N/A
	N/A	N/A	N/A	N/A	N/A
	N/A	N/A	N/A	N/A	N/A
	N/A	N/A	N/A	N/A	N/A
	N/A	N/A	N/A	N/A	N/A
N/A					
N/A					
N/A					
	N/A	N/A	N/A	N/A	N/A

Price Cap Tariff Review Plan
Verification of Recovered CMT Revenue

Total Jurisdiction
(a)

0
0

0
0

0

0

0

Agg.Rate 0

Agg.Rate

0

0 ok

0

LEC

FCC

Delta

Flag

0.00 *
0.00 *
0.00 *
0.00 *
0.00 *
0.00 *

0 0 0 *
0 0 0 *
0 0 0 *
0 Agg.Rate 0 *
0 Agg.Rate 0 *
0 0 0 *
0 0 0 *
0 0 0 *
*
*

Price Cap Tariff Review Plan
 Calculation of EUCL Limits, PICC Rate and CCL Rates

Total Jurisdiction (a)	No Zone / Zone A (b)	Zone B (c)	Zone C (d)	Zone D (e)	Other Zone * (f)
0	0	0	0	0	0
0	0	0	0	0	0
0	0	0	0	0	0
0	0	0	0	0	0
0	N/A	N/A	N/A	N/A	N/A
0	N/A	N/A	N/A	N/A	N/A
0	N/A	N/A	N/A	N/A	N/A
0	N/A	N/A	N/A	N/A	N/A
0	N/A	N/A	N/A	N/A	N/A
0	N/A	N/A	N/A	N/A	N/A
0	N/A	N/A	N/A	N/A	N/A
6.50	N/A	N/A	N/A	N/A	N/A
7.00	N/A	N/A	N/A	N/A	N/A
9.20	N/A	N/A	N/A	N/A	N/A
0.000000	N/A	N/A	N/A	N/A	N/A
1.000000	N/A	N/A	N/A	N/A	N/A
1.000000	N/A	N/A	N/A	N/A	N/A
0.000000	N/A	N/A	N/A	N/A	N/A

Price Cap Tariff Review Plan
 Calculation of EUCL Limits, PICC Rate and CCL Rates

Total Jurisdiction (a)	No Zone / Zone A (b)	Zone B (c)	Zone C (d)	Zone D (e)	Other Zone * (f)
0	N/A	N/A	N/A	N/A	N/A
0	N/A	N/A	N/A	N/A	N/A
0	N/A	N/A	N/A	N/A	N/A
0	N/A	N/A	N/A	N/A	N/A
0	N/A	N/A	N/A	N/A	N/A
0	N/A	N/A	N/A	N/A	N/A
0	N/A	N/A	N/A	N/A	N/A
0	N/A	N/A	N/A	N/A	N/A
0	N/A	N/A	N/A	N/A	N/A
0	N/A	N/A	N/A	N/A	N/A
0	N/A	N/A	N/A	N/A	N/A
0	N/A	N/A	N/A	N/A	N/A
0.000000	N/A	N/A	N/A	N/A	N/A
0	N/A	N/A	N/A	N/A	N/A
0.000000	N/A	N/A	N/A	N/A	N/A
0.000000	N/A	N/A	N/A	N/A	N/A
0	N/A	N/A	N/A	N/A	N/A
0	N/A	N/A	N/A	N/A	N/A
0	N/A	N/A	N/A	N/A	N/A
0.000000	N/A	N/A	N/A	N/A	N/A
0.000000	N/A	N/A	N/A	N/A	N/A
0	N/A	N/A	N/A	N/A	N/A
0.000000	N/A	N/A	N/A	N/A	N/A
0.000000	N/A	N/A	N/A	N/A	N/A
0	N/A	N/A	N/A	N/A	N/A
0	N/A	N/A	N/A	N/A	N/A
0	N/A	N/A	N/A	N/A	N/A
Yes	N/A	N/A	N/A	N/A	N/A
No	N/A	N/A	N/A	N/A	N/A
No	N/A	N/A	N/A	N/A	N/A
N/A	N/A	N/A	N/A	N/A	N/A
N/A	N/A	N/A	N/A	N/A	N/A
N/A	N/A	N/A	N/A	N/A	N/A

Price Cap Tariff Review Plan
Manual Input of EUCL Rates - No PICC or MOU Rates

Total Jurisdiction
(a)

0

0

0

0.00

0.00

0.00

0.00

0.00

0.00

0

0

0

0

0

Price Cap Tariff Review Plan
 Calculation of Minimum & Maximum EU Rates

Total Jurisdiction (a)	No Zone / Zone A (b)	Zone B (c)	Zone C (d)	Zone D (e)	Other Zone * (f)
CAP2	N/A	N/A	N/A	N/A	N/A
CAP2	N/A	N/A	N/A	N/A	N/A
CAP2	N/A	N/A	N/A	N/A	N/A
CAP2	CAP2	CAP2	CAP2	CAP2	CAP2
N/A	CAP2	CAP2	CAP2	CAP2	CAP2
N/A	CAP2	CAP2	CAP2	CAP2	CAP2
CAP2	CAP2	CAP2	CAP2	CAP2	CAP2
CAP2	N/A	N/A	N/A	N/A	N/A
CAP2	N/A	N/A	N/A	N/A	N/A
CAP2	CAP2	CAP2	CAP2	CAP2	CAP2
CAP2	N/A	N/A	N/A	N/A	N/A
N/A	CAP2	CAP2	CAP2	CAP2	CAP2
CAP2	N/A	N/A	N/A	N/A	N/A
CAP2	N/A	N/A	N/A	N/A	N/A
CAP2	CAP2	CAP2	CAP2	CAP2	CAP2
CAP2	N/A	N/A	N/A	N/A	N/A
CAP2	CAP2	CAP2	CAP2	CAP2	CAP2
CAP2	N/A	N/A	N/A	N/A	N/A
CAP2	N/A	N/A	N/A	N/A	N/A
CAP2	N/A	N/A	N/A	N/A	N/A
CAP2	N/A	N/A	N/A	N/A	N/A
CAP2	N/A	N/A	N/A	N/A	N/A
CAP2	N/A	N/A	N/A	N/A	N/A
CAP2	N/A	N/A	N/A	N/A	N/A
CAP2	CAP2	CAP2	CAP2	CAP2	CAP2
CAP2	CAP2	CAP2	CAP2	CAP2	CAP2
CAP2	CAP2	CAP2	CAP2	CAP2	CAP2
CAP2	CAP2	CAP2	CAP2	CAP2	CAP2
CAP2	N/A	N/A	N/A	N/A	N/A

Price Cap Tariff Review Plan
 Allocation of Pool Revenues to MLB PICC & MLB EUCL

Total Jurisdiction (a)	No Zone / Zone A (b)	Zone B (c)	Zone C (d)	Zone D (e)	Other Zone * (f)
No Pooling	N/A	N/A	N/A	N/A	N/A
No Pooling	N/A	N/A	N/A	N/A	N/A
No Pooling	N/A	N/A	N/A	N/A	N/A
No Pooling	N/A	N/A	N/A	N/A	N/A
No Pooling	N/A	N/A	N/A	N/A	N/A
No Pooling	N/A	N/A	N/A	N/A	N/A
No Pooling	N/A	N/A	N/A	N/A	N/A
No Pooling	N/A	N/A	N/A	N/A	N/A
No Pooling	N/A	N/A	N/A	N/A	N/A
No Pooling	N/A	N/A	N/A	N/A	N/A
No Pooling	N/A	N/A	N/A	N/A	N/A
No Pooling	N/A	N/A	N/A	N/A	N/A
No Pooling	N/A	N/A	N/A	N/A	N/A
No Pooling	N/A	N/A	N/A	N/A	N/A
No Pooling	N/A	N/A	N/A	N/A	N/A
No Pooling	No Pooling	No Pooling	No Pooling	No Pooling	No Pooling
N/A	No Pooling	No Pooling	No Pooling	No Pooling	No Pooling
No Pooling	No Pooling	No Pooling	No Pooling	No Pooling	No Pooling
No Pooling	No Pooling	No Pooling	No Pooling	No Pooling	No Pooling
N/A	No Pooling	No Pooling	No Pooling	No Pooling	No Pooling
No Pooling	No Pooling	No Pooling	No Pooling	No Pooling	No Pooling
No Pooling	N/A	N/A	N/A	N/A	N/A

Price Cap Tariff Review Plan
Verification of Recovered CMT Revenue

Total Jurisdiction
(a)

0
0

0
0

0

0

0

0
0

0

0

0

0

Price Cap Tariff Review Plan
 Calculation of EUCL Limits, PICC Rate and CCL Rates

Total Jurisdiction (a)	No Zone / Zone A (b)	Zone B (c)	Zone C (d)	Zone D (e)	Other Zone * (f)
0	0	0	0	0	0
0	0	0	0	0	0
0	0	0	0	0	0
0	0	0	0	0	0
0	N/A	N/A	N/A	N/A	N/A
0	N/A	N/A	N/A	N/A	N/A
0	N/A	N/A	N/A	N/A	N/A
0	N/A	N/A	N/A	N/A	N/A
0	N/A	N/A	N/A	N/A	N/A
0	N/A	N/A	N/A	N/A	N/A
0	N/A	N/A	N/A	N/A	N/A
6.50	N/A	N/A	N/A	N/A	N/A
7.00	N/A	N/A	N/A	N/A	N/A
9.20	N/A	N/A	N/A	N/A	N/A
0.000000	N/A	N/A	N/A	N/A	N/A
0.000000	N/A	N/A	N/A	N/A	N/A
0.000000	N/A	N/A	N/A	N/A	N/A
0.000000	N/A	N/A	N/A	N/A	N/A

Price Cap Tariff Review Plan
 Calculation of EUCL Limits, PICC Rate and CCL Rates

Total Jurisdiction (a)	No Zone / Zone A (b)	Zone B (c)	Zone C (d)	Zone D (e)	Other Zone * (f)
0	N/A	N/A	N/A	N/A	N/A
0	N/A	N/A	N/A	N/A	N/A
0	N/A	N/A	N/A	N/A	N/A
0	N/A	N/A	N/A	N/A	N/A
0	N/A	N/A	N/A	N/A	N/A
0	N/A	N/A	N/A	N/A	N/A
0	N/A	N/A	N/A	N/A	N/A
0	N/A	N/A	N/A	N/A	N/A
0	N/A	N/A	N/A	N/A	N/A
0	N/A	N/A	N/A	N/A	N/A
0	N/A	N/A	N/A	N/A	N/A
0	N/A	N/A	N/A	N/A	N/A
0	N/A	N/A	N/A	N/A	N/A
0.000000	N/A	N/A	N/A	N/A	N/A
0	N/A	N/A	N/A	N/A	N/A
0.000000	N/A	N/A	N/A	N/A	N/A
0.000000	N/A	N/A	N/A	N/A	N/A
0	N/A	N/A	N/A	N/A	N/A
0	N/A	N/A	N/A	N/A	N/A
0	N/A	N/A	N/A	N/A	N/A
0.000000	N/A	N/A	N/A	N/A	N/A
0.000000	N/A	N/A	N/A	N/A	N/A
0	N/A	N/A	N/A	N/A	N/A
0.000000	N/A	N/A	N/A	N/A	N/A
0.000000	N/A	N/A	N/A	N/A	N/A
0	N/A	N/A	N/A	N/A	N/A
0	N/A	N/A	N/A	N/A	N/A
0	N/A	N/A	N/A	N/A	N/A
YES	N/A	N/A	N/A	N/A	N/A
No	N/A	N/A	N/A	N/A	N/A
No	N/A	N/A	N/A	N/A	N/A
N/A	N/A	N/A	N/A	N/A	N/A
	N/A	N/A	N/A	N/A	N/A
	N/A	N/A	N/A	N/A	N/A
	N/A	N/A	N/A	N/A	N/A

Price Cap Tariff Review Plan
Manual Input of EUCL Rates - No PICC or MOU Rates

Total Jurisdiction
(a)

0

0

0

0.00

0.00

0.00

0.00

0.00

0.00

0

0

0

0

0

Price Cap Tariff Review Plan
 Calculation of Minimum & Maximum EU Rates

	Total Jurisdiction (a)	No Zone / Zone A (b)	Zone B (c)	Zone C (d)	Zone D (e)	Other Zone * (f)
	0	N/A	N/A	N/A	N/A	N/A
	0	N/A	N/A	N/A	N/A	N/A
	0	N/A	N/A	N/A	N/A	N/A
	0	0	0	0	0	0
N/A		0.00	0.00	0.00	0.00	0.00
N/A		0.00	0.00	0.00	0.00	0.00
	0	0	0	0	0	0
	0	N/A	N/A	N/A	N/A	N/A
	0	N/A	N/A	N/A	N/A	N/A
	0	0	0	0	0	0
	0	N/A	N/A	N/A	N/A	N/A
N/A		0	0	0	0	0
	0	N/A	N/A	N/A	N/A	N/A
	0	N/A	N/A	N/A	N/A	N/A
	0	0	0	0	0	0
	0	N/A	N/A	N/A	N/A	N/A
	0	N/A	N/A	N/A	N/A	N/A
	0	N/A	N/A	N/A	N/A	N/A
	0	N/A	N/A	N/A	N/A	N/A
	0	N/A	N/A	N/A	N/A	N/A
N/A		0.00	0.00	0.00	0.00	0.00
N/A		0.00	0.00	0.00	0.00	0.00
N/A		0.00	0.00	0.00	0.00	0.00
	0	0	0	0	0	0
	0	0	0	0	0	0
	0	0	0	0	0	0
	0	0	0	0	0	0
	0	N/A	N/A	N/A	N/A	N/A

Price Cap Tariff Review Plan
Allocation of Pool Revenues to MLB PICC & MLB EUCL

Total Jurisdiction (a)	No Zone / Zone A (b)	Zone B (c)	Zone C (d)	Zone D (e)	Other Zone * (f)
No Pooling	N/A	N/A	N/A	N/A	N/A
No Pooling	N/A	N/A	N/A	N/A	N/A
No Pooling	N/A	N/A	N/A	N/A	N/A
No Pooling	N/A	N/A	N/A	N/A	N/A
No Pooling	N/A	N/A	N/A	N/A	N/A
No Pooling	N/A	N/A	N/A	N/A	N/A
No Pooling	N/A	N/A	N/A	N/A	N/A
No Pooling	N/A	N/A	N/A	N/A	N/A
No Pooling	N/A	N/A	N/A	N/A	N/A
No Pooling	N/A	N/A	N/A	N/A	N/A
No Pooling	N/A	N/A	N/A	N/A	N/A
No Pooling	N/A	N/A	N/A	N/A	N/A
No Pooling	N/A	N/A	N/A	N/A	N/A
No Pooling	N/A	N/A	N/A	N/A	N/A
No Pooling	N/A	N/A	N/A	N/A	N/A
No Pooling	N/A	N/A	N/A	N/A	N/A
No Pooling	No Pooling	No Pooling	No Pooling	No Pooling	No Pooling
N/A	No Pooling	No Pooling	No Pooling	No Pooling	No Pooling
No Pooling	No Pooling	No Pooling	No Pooling	No Pooling	No Pooling
No Pooling	No Pooling	No Pooling	No Pooling	No Pooling	No Pooling
N/A	No Pooling	No Pooling	No Pooling	No Pooling	No Pooling
No Pooling	No Pooling	No Pooling	No Pooling	No Pooling	No Pooling
No Pooling	N/A	N/A	N/A	N/A	N/A

Price Cap Tariff Review Plan
Verification of Recovered CMT Revenue

Total Jurisdiction
(a)

0
0

0
0

0

0

0

0
0

0

0

0

0

Price Cap Tariff Review Plan
 Calculation of EUCL Limits, PICC Rate and CCL Rates

Total Jurisdiction (a)	No Zone / Zone A (b)	Zone B (c)	Zone C (d)	Zone D (e)	Other Zone (f)
0	0	0	0	0	0
0	0	0	0	0	0
0	0	0	0	0	0
0	0	0	0	0	0
0	N/A	N/A	N/A	N/A	N/A
0	N/A	N/A	N/A	N/A	N/A
0	N/A	N/A	N/A	N/A	N/A
0	N/A	N/A	N/A	N/A	N/A
0	N/A	N/A	N/A	N/A	N/A
0	N/A	N/A	N/A	N/A	N/A
0	N/A	N/A	N/A	N/A	N/A
6.50	N/A	N/A	N/A	N/A	N/A
7.00	N/A	N/A	N/A	N/A	N/A
9.20	N/A	N/A	N/A	N/A	N/A
0.000000	N/A	N/A	N/A	N/A	N/A
1.000000	N/A	N/A	N/A	N/A	N/A
0.000000	N/A	N/A	N/A	N/A	N/A
0.000000	N/A	N/A	N/A	N/A	N/A

Price Cap Tariff Review Plan
Manual Input of EUCL Rates - No PICC or MOU Rates

Total Jurisdiction
(a)

ok
ok
ok

Price Cap Tariff Review Plan
 Calculation of Minimum & Maximum EU Rates

Total Jurisdiction (a)	No Zone / Zone A (b)	Zone B (c)	Zone C (d)	Zone D (e)	Other Zone (f)
	N/A	N/A	N/A	N/A	N/A
	N/A	N/A	N/A	N/A	N/A
	N/A	N/A	N/A	N/A	N/A
N/A					
N/A					
	N/A	N/A	N/A	N/A	N/A
	N/A	N/A	N/A	N/A	N/A
	N/A	N/A	N/A	N/A	N/A
N/A					
	N/A	N/A	N/A	N/A	N/A
	N/A	N/A	N/A	N/A	N/A
	N/A	N/A	N/A	N/A	N/A
	N/A	N/A	N/A	N/A	N/A
	N/A	N/A	N/A	N/A	N/A
	N/A	N/A	N/A	N/A	N/A
N/A					
N/A					
N/A					
	N/A	N/A	N/A	N/A	N/A

Price Cap Tariff Review Plan
Allocation of Pool Revenues to MLB PICC & MLB EUCL

Total Jurisdiction (a)	No Zone / Zone A (b)	Zone B (c)	Zone C (d)	Zone D (e)	Other Zone (f)
	N/A	N/A	N/A	N/A	N/A
	N/A	N/A	N/A	N/A	N/A
	N/A	N/A	N/A	N/A	N/A
	N/A	N/A	N/A	N/A	N/A
	N/A	N/A	N/A	N/A	N/A
	N/A	N/A	N/A	N/A	N/A
	N/A	N/A	N/A	N/A	N/A
	N/A	N/A	N/A	N/A	N/A
	N/A	N/A	N/A	N/A	N/A
	N/A	N/A	N/A	N/A	N/A
N/A					
N/A					
	N/A	N/A	N/A	N/A	N/A

Price Cap Tariff Review Plan
Verification of Recovered CMT Revenue

Total Jurisdiction
(a)

0
0

0
0

0

0

0

Agg.Rate 0

Agg.Rate

0

0 ok

0

LEC

FCC

Delta

Flag

0.00 *
0.00 *
0.00 *
0.00 *
0.00 *
0.00 *

0 0 0 *
0 0 0 *
0 0 0 *
0 Agg.Rate 0 *
0 Agg.Rate 0 *
0 0 0 *
0 0 0 *
0 0 0 *
*
*

Price Cap Tariff Review Plan
 Calculation of EUCL Limits, PICC Rate and CCL Rates

Total Jurisdiction (a)	No Zone / Zone A (b)	Zone B (c)	Zone C (d)	Zone D (e)	Other Zone (f)
0	0	0	0	0	0
0	0	0	0	0	0
0	0	0	0	0	0
0	0	0	0	0	0
0	N/A	N/A	N/A	N/A	N/A
0	N/A	N/A	N/A	N/A	N/A
0	N/A	N/A	N/A	N/A	N/A
0	N/A	N/A	N/A	N/A	N/A
0	N/A	N/A	N/A	N/A	N/A
0	N/A	N/A	N/A	N/A	N/A
0	N/A	N/A	N/A	N/A	N/A
6.50	N/A	N/A	N/A	N/A	N/A
7.00	N/A	N/A	N/A	N/A	N/A
9.20	N/A	N/A	N/A	N/A	N/A
0.000000	N/A	N/A	N/A	N/A	N/A
0.000000	N/A	N/A	N/A	N/A	N/A
0.0000	N/A	N/A	N/A	N/A	N/A
0.000000	N/A	N/A	N/A	N/A	N/A

Price Cap Tariff Review Plan
Manual Input of EUCL Rates - No PICC or MOU Rates

Total Jurisdiction
(a)

ok
ok
ok

Price Cap Tariff Review Plan
 Calculation of Minimum & Maximum EU Rates

Total Jurisdiction (a)	No Zone / Zone A (b)	Zone B (c)	Zone C (d)	Zone D (e)	Other Zone (f)
	N/A	N/A	N/A	N/A	N/A
	N/A	N/A	N/A	N/A	N/A
	N/A	N/A	N/A	N/A	N/A
N/A					
N/A					
	N/A	N/A	N/A	N/A	N/A
	N/A	N/A	N/A	N/A	N/A
	N/A	N/A	N/A	N/A	N/A
N/A					
	N/A	N/A	N/A	N/A	N/A
	N/A	N/A	N/A	N/A	N/A
	N/A	N/A	N/A	N/A	N/A
	N/A	N/A	N/A	N/A	N/A
	N/A	N/A	N/A	N/A	N/A
N/A					
N/A					
N/A					
	N/A	N/A	N/A	N/A	N/A

Price Cap Tariff Review Plan
Allocation of Pool Revenues to MLB PICC & MLB EUCL

Total Jurisdiction (a)	No Zone / Zone A (b)	Zone B (c)	Zone C (d)	Zone D (e)	Other Zone (f)
	N/A	N/A	N/A	N/A	N/A
	N/A	N/A	N/A	N/A	N/A
	N/A	N/A	N/A	N/A	N/A
	N/A	N/A	N/A	N/A	N/A
	N/A	N/A	N/A	N/A	N/A
	N/A	N/A	N/A	N/A	N/A
	N/A	N/A	N/A	N/A	N/A
	N/A	N/A	N/A	N/A	N/A
	N/A	N/A	N/A	N/A	N/A
	N/A	N/A	N/A	N/A	N/A
	N/A	N/A	N/A	N/A	N/A
N/A					
N/A					
	N/A	N/A	N/A	N/A	N/A

Price Cap Tariff Review Plan
Verification of Recovered CMT Revenue

Total Jurisdiction
(a)

0
0

0
0

0

0

0

Agg.Rate 0

Agg.Rate

0

0 ok

0

LEC

FCC

Delta

Flag

0.00 *
0.00 *
0.00 *
0.00 *
0.00 *
0.00 *

0 0 0 *
0 0 0 *
0 0 0 *
0 Agg.Rate 0 *
0 Agg.Rate 0 *
0 0 0 *
0 0 0 *
0 0 0 *
*
*

Price Cap Tariff Review Plan
 Calculation of EUCL Limits, PICC Rate and CCL Rates

Total Jurisdiction (a)	No Zone / Zone A (b)	Zone B (c)	Zone C (d)	Zone D (e)	Other Zone * (f)
0	0	0	0	0	0
0	0	0	0	0	0
0	0	0	0	0	0
0	0	0	0	0	0
0	N/A	N/A	N/A	N/A	N/A
0	N/A	N/A	N/A	N/A	N/A
0	N/A	N/A	N/A	N/A	N/A
0	N/A	N/A	N/A	N/A	N/A
0	N/A	N/A	N/A	N/A	N/A
0	N/A	N/A	N/A	N/A	N/A
0	N/A	N/A	N/A	N/A	N/A
6.50	N/A	N/A	N/A	N/A	N/A
7.00	N/A	N/A	N/A	N/A	N/A
9.20	N/A	N/A	N/A	N/A	N/A
0.000000	N/A	N/A	N/A	N/A	N/A
1.000000	N/A	N/A	N/A	N/A	N/A
1.000000	N/A	N/A	N/A	N/A	N/A
0.000000	N/A	N/A	N/A	N/A	N/A

Price Cap Tariff Review Plan
 Calculation of EUCL Limits, PICC Rate and CCL Rates

Total Jurisdiction (a)	No Zone / Zone A (b)	Zone B (c)	Zone C (d)	Zone D (e)	Other Zone * (f)
0	N/A	N/A	N/A	N/A	N/A
0	N/A	N/A	N/A	N/A	N/A
0	N/A	N/A	N/A	N/A	N/A
0	N/A	N/A	N/A	N/A	N/A
0	N/A	N/A	N/A	N/A	N/A
0	N/A	N/A	N/A	N/A	N/A
0	N/A	N/A	N/A	N/A	N/A
0	N/A	N/A	N/A	N/A	N/A
0	N/A	N/A	N/A	N/A	N/A
0	N/A	N/A	N/A	N/A	N/A
0	N/A	N/A	N/A	N/A	N/A
0	N/A	N/A	N/A	N/A	N/A
0.000000	N/A	N/A	N/A	N/A	N/A
0	N/A	N/A	N/A	N/A	N/A
0.000000	N/A	N/A	N/A	N/A	N/A
0.000000	N/A	N/A	N/A	N/A	N/A
0	N/A	N/A	N/A	N/A	N/A
0	N/A	N/A	N/A	N/A	N/A
0	N/A	N/A	N/A	N/A	N/A
0.000000	N/A	N/A	N/A	N/A	N/A
0.000000	N/A	N/A	N/A	N/A	N/A
0	N/A	N/A	N/A	N/A	N/A
0.000000	N/A	N/A	N/A	N/A	N/A
0.000000	N/A	N/A	N/A	N/A	N/A
0	N/A	N/A	N/A	N/A	N/A
0	N/A	N/A	N/A	N/A	N/A
0	N/A	N/A	N/A	N/A	N/A
Yes	N/A	N/A	N/A	N/A	N/A
No	N/A	N/A	N/A	N/A	N/A
No	N/A	N/A	N/A	N/A	N/A
N/A	N/A	N/A	N/A	N/A	N/A
N/A	N/A	N/A	N/A	N/A	N/A
N/A	N/A	N/A	N/A	N/A	N/A

Price Cap Tariff Review Plan
Manual Input of EUCL Rates - No PICC or MOU Rates

Total Jurisdiction
(a)

0
0
0

0.00
0.00
0.00

0.00
0.00
0.00

0
0
0
0

0

Price Cap Tariff Review Plan
 Calculation of Minimum & Maximum EU Rates

Total Jurisdiction (a)	No Zone / Zone A (b)	Zone B (c)	Zone C (d)	Zone D (e)	Other Zone * (f)
CAP2	N/A	N/A	N/A	N/A	N/A
CAP2	N/A	N/A	N/A	N/A	N/A
CAP2	N/A	N/A	N/A	N/A	N/A
CAP2	CAP2	CAP2	CAP2	CAP2	CAP2
N/A	CAP2	CAP2	CAP2	CAP2	CAP2
N/A	CAP2	CAP2	CAP2	CAP2	CAP2
CAP2	CAP2	CAP2	CAP2	CAP2	CAP2
CAP2	N/A	N/A	N/A	N/A	N/A
CAP2	N/A	N/A	N/A	N/A	N/A
CAP2	CAP2	CAP2	CAP2	CAP2	CAP2
CAP2	N/A	N/A	N/A	N/A	N/A
N/A	CAP2	CAP2	CAP2	CAP2	CAP2
CAP2	N/A	N/A	N/A	N/A	N/A
CAP2	N/A	N/A	N/A	N/A	N/A
CAP2	CAP2	CAP2	CAP2	CAP2	CAP2
CAP2	N/A	N/A	N/A	N/A	N/A
CAP2	N/A	N/A	N/A	N/A	N/A
CAP2	N/A	N/A	N/A	N/A	N/A
CAP2	N/A	N/A	N/A	N/A	N/A
CAP2	N/A	N/A	N/A	N/A	N/A
N/A	CAP2	CAP2	CAP2	CAP2	CAP2
N/A	CAP2	CAP2	CAP2	CAP2	CAP2
N/A	CAP2	CAP2	CAP2	CAP2	CAP2
CAP2	CAP2	CAP2	CAP2	CAP2	CAP2
CAP2	CAP2	CAP2	CAP2	CAP2	CAP2
CAP2	CAP2	CAP2	CAP2	CAP2	CAP2
CAP2	CAP2	CAP2	CAP2	CAP2	CAP2
CAP2	N/A	N/A	N/A	N/A	N/A

Price Cap Tariff Review Plan
Allocation of Pool Revenues to MLB PICC & MLB EUCL

Total Jurisdiction (a)	No Zone / Zone A (b)	Zone B (c)	Zone C (d)	Zone D (e)	Other Zone * (f)
No Pooling	N/A	N/A	N/A	N/A	N/A
No Pooling	N/A	N/A	N/A	N/A	N/A
No Pooling	N/A	N/A	N/A	N/A	N/A
No Pooling	N/A	N/A	N/A	N/A	N/A
No Pooling	N/A	N/A	N/A	N/A	N/A
No Pooling	N/A	N/A	N/A	N/A	N/A
No Pooling	N/A	N/A	N/A	N/A	N/A
No Pooling	N/A	N/A	N/A	N/A	N/A
No Pooling	N/A	N/A	N/A	N/A	N/A
No Pooling	N/A	N/A	N/A	N/A	N/A
No Pooling	N/A	N/A	N/A	N/A	N/A
No Pooling	N/A	N/A	N/A	N/A	N/A
No Pooling	N/A	N/A	N/A	N/A	N/A
No Pooling	N/A	N/A	N/A	N/A	N/A
No Pooling	N/A	N/A	N/A	N/A	N/A
No Pooling	No Pooling	No Pooling	No Pooling	No Pooling	No Pooling
N/A	No Pooling	No Pooling	No Pooling	No Pooling	No Pooling
No Pooling	No Pooling	No Pooling	No Pooling	No Pooling	No Pooling
No Pooling	No Pooling	No Pooling	No Pooling	No Pooling	No Pooling
N/A	No Pooling	No Pooling	No Pooling	No Pooling	No Pooling
No Pooling	No Pooling	No Pooling	No Pooling	No Pooling	No Pooling
No Pooling	N/A	N/A	N/A	N/A	N/A

Price Cap Tariff Review Plan
Verification of Recovered CMT Revenue

Total Jurisdiction
(a)

0
0

0
0

0

0

0

0
0

0

0

0

0

Price Cap Tariff Review Plan
 Calculation of EUCL Limits, PICC Rate and CCL Rates

Total Jurisdiction (a)	No Zone / Zone A (b)	Zone B (c)	Zone C (d)	Zone D (e)	Other Zone * (f)
0	0	0	0	0	0
0	0	0	0	0	0
0	0	0	0	0	0
0	0	0	0	0	0
0	N/A	N/A	N/A	N/A	N/A
0	N/A	N/A	N/A	N/A	N/A
0	N/A	N/A	N/A	N/A	N/A
0	N/A	N/A	N/A	N/A	N/A
0	N/A	N/A	N/A	N/A	N/A
0	N/A	N/A	N/A	N/A	N/A
0	N/A	N/A	N/A	N/A	N/A
6.50	N/A	N/A	N/A	N/A	N/A
7.00	N/A	N/A	N/A	N/A	N/A
9.20	N/A	N/A	N/A	N/A	N/A
0.000000	N/A	N/A	N/A	N/A	N/A
0.000000	N/A	N/A	N/A	N/A	N/A
0.000000	N/A	N/A	N/A	N/A	N/A
0.000000	N/A	N/A	N/A	N/A	N/A

Price Cap Tariff Review Plan
 Calculation of EUCL Limits, PICC Rate and CCL Rates

Total Jurisdiction (a)	No Zone / Zone A (b)	Zone B (c)	Zone C (d)	Zone D (e)	Other Zone * (f)
0	N/A	N/A	N/A	N/A	N/A
0	N/A	N/A	N/A	N/A	N/A
0	N/A	N/A	N/A	N/A	N/A
0	N/A	N/A	N/A	N/A	N/A
0	N/A	N/A	N/A	N/A	N/A
0	N/A	N/A	N/A	N/A	N/A
0	N/A	N/A	N/A	N/A	N/A
0	N/A	N/A	N/A	N/A	N/A
0	N/A	N/A	N/A	N/A	N/A
0	N/A	N/A	N/A	N/A	N/A
0	N/A	N/A	N/A	N/A	N/A
0	N/A	N/A	N/A	N/A	N/A
0.000000	N/A	N/A	N/A	N/A	N/A
0	N/A	N/A	N/A	N/A	N/A
0.000000	N/A	N/A	N/A	N/A	N/A
0.000000	N/A	N/A	N/A	N/A	N/A
0	N/A	N/A	N/A	N/A	N/A
0	N/A	N/A	N/A	N/A	N/A
0	N/A	N/A	N/A	N/A	N/A
0.000000	N/A	N/A	N/A	N/A	N/A
0.000000	N/A	N/A	N/A	N/A	N/A
0	N/A	N/A	N/A	N/A	N/A
0.000000	N/A	N/A	N/A	N/A	N/A
0.000000	N/A	N/A	N/A	N/A	N/A
0	N/A	N/A	N/A	N/A	N/A
0	N/A	N/A	N/A	N/A	N/A
0	N/A	N/A	N/A	N/A	N/A
YES	N/A	N/A	N/A	N/A	N/A
No	N/A	N/A	N/A	N/A	N/A
No	N/A	N/A	N/A	N/A	N/A
N/A	N/A	N/A	N/A	N/A	N/A
	N/A	N/A	N/A	N/A	N/A
	N/A	N/A	N/A	N/A	N/A
	N/A	N/A	N/A	N/A	N/A

Price Cap Tariff Review Plan
Manual Input of EUCL Rates - No PICC or MOU Rates

Total Jurisdiction
(a)

0

0

0

0.00

0.00

0.00

0.00

0.00

0.00

0

0

0

0

0

Price Cap Tariff Review Plan
 Calculation of Minimum & Maximum EU Rates

	Total Jurisdiction (a)	No Zone / Zone A (b)	Zone B (c)	Zone C (d)	Zone D (e)	Other Zone * (f)
	0	N/A	N/A	N/A	N/A	N/A
	0	N/A	N/A	N/A	N/A	N/A
	0	N/A	N/A	N/A	N/A	N/A
	0	0	0	0	0	0
N/A		0.00	0.00	0.00	0.00	0.00
N/A		0.00	0.00	0.00	0.00	0.00
	0	0	0	0	0	0
	0	N/A	N/A	N/A	N/A	N/A
	0	N/A	N/A	N/A	N/A	N/A
	0	0	0	0	0	0
	0	N/A	N/A	N/A	N/A	N/A
N/A		0	0	0	0	0
	0	N/A	N/A	N/A	N/A	N/A
	0	N/A	N/A	N/A	N/A	N/A
	0	0	0	0	0	0
	0	N/A	N/A	N/A	N/A	N/A
	0	N/A	N/A	N/A	N/A	N/A
	0	N/A	N/A	N/A	N/A	N/A
	0	N/A	N/A	N/A	N/A	N/A
	0	N/A	N/A	N/A	N/A	N/A
N/A		0.00	0.00	0.00	0.00	0.00
N/A		0.00	0.00	0.00	0.00	0.00
N/A		0.00	0.00	0.00	0.00	0.00
	0	0	0	0	0	0
	0	0	0	0	0	0
	0	0	0	0	0	0
	0	0	0	0	0	0
	0	N/A	N/A	N/A	N/A	N/A

Price Cap Tariff Review Plan
 Allocation of Pool Revenues to MLB PICC & MLB EUCL

Total Jurisdiction (a)	No Zone / Zone A (b)	Zone B (c)	Zone C (d)	Zone D (e)	Other Zone * (f)
No Pooling	N/A	N/A	N/A	N/A	N/A
No Pooling	N/A	N/A	N/A	N/A	N/A
No Pooling	N/A	N/A	N/A	N/A	N/A
No Pooling	N/A	N/A	N/A	N/A	N/A
No Pooling	N/A	N/A	N/A	N/A	N/A
No Pooling	N/A	N/A	N/A	N/A	N/A
No Pooling	N/A	N/A	N/A	N/A	N/A
No Pooling	N/A	N/A	N/A	N/A	N/A
No Pooling	N/A	N/A	N/A	N/A	N/A
No Pooling	N/A	N/A	N/A	N/A	N/A
No Pooling	N/A	N/A	N/A	N/A	N/A
No Pooling	N/A	N/A	N/A	N/A	N/A
No Pooling	N/A	N/A	N/A	N/A	N/A
No Pooling	N/A	N/A	N/A	N/A	N/A
No Pooling	No Pooling	No Pooling	No Pooling	No Pooling	No Pooling
N/A	No Pooling	No Pooling	No Pooling	No Pooling	No Pooling
No Pooling	No Pooling	No Pooling	No Pooling	No Pooling	No Pooling
No Pooling	No Pooling	No Pooling	No Pooling	No Pooling	No Pooling
N/A	No Pooling	No Pooling	No Pooling	No Pooling	No Pooling
No Pooling	No Pooling	No Pooling	No Pooling	No Pooling	No Pooling
No Pooling	N/A	N/A	N/A	N/A	N/A

Price Cap Tariff Review Plan
Verification of Recovered CMT Revenue

Total Jurisdiction
(a)

0
0

0
0

0

0

0

0
0

0

0

0

0

Price Cap Tariff Review Plan
 Calculation of EUCL Limits, PICC Rate and CCL Rates

Total Jurisdiction (a)	No Zone / Zone A (b)	Zone B (c)	Zone C (d)	Zone D (e)	Other Zone (f)
0	0	0	0	0	0
0	0	0	0	0	0
0	0	0	0	0	0
0	0	0	0	0	0
0	N/A	N/A	N/A	N/A	N/A
0	N/A	N/A	N/A	N/A	N/A
0	N/A	N/A	N/A	N/A	N/A
0	N/A	N/A	N/A	N/A	N/A
0	N/A	N/A	N/A	N/A	N/A
0	N/A	N/A	N/A	N/A	N/A
0	N/A	N/A	N/A	N/A	N/A
6.50	N/A	N/A	N/A	N/A	N/A
7.00	N/A	N/A	N/A	N/A	N/A
9.20	N/A	N/A	N/A	N/A	N/A
0.000000	N/A	N/A	N/A	N/A	N/A
1.000000	N/A	N/A	N/A	N/A	N/A
0.000000	N/A	N/A	N/A	N/A	N/A
0.000000	N/A	N/A	N/A	N/A	N/A

Price Cap Tariff Review Plan
Manual Input of EUCL Rates - No PICC or MOU Rates

Total Jurisdiction
(a)

ok
ok
ok

Price Cap Tariff Review Plan
 Calculation of Minimum & Maximum EU Rates

Total Jurisdiction (a)	No Zone / Zone A (b)	Zone B (c)	Zone C (d)	Zone D (e)	Other Zone (f)
	N/A	N/A	N/A	N/A	N/A
	N/A	N/A	N/A	N/A	N/A
	N/A	N/A	N/A	N/A	N/A
N/A					
N/A					
	N/A	N/A	N/A	N/A	N/A
	N/A	N/A	N/A	N/A	N/A
	N/A	N/A	N/A	N/A	N/A
N/A					
	N/A	N/A	N/A	N/A	N/A
	N/A	N/A	N/A	N/A	N/A
	N/A	N/A	N/A	N/A	N/A
	N/A	N/A	N/A	N/A	N/A
	N/A	N/A	N/A	N/A	N/A
N/A					
N/A					
N/A					
	N/A	N/A	N/A	N/A	N/A

Price Cap Tariff Review Plan
 Allocation of Pool Revenues to MLB PICC & MLB EUCL

Total Jurisdiction (a)	No Zone / Zone A (b)	Zone B (c)	Zone C (d)	Zone D (e)	Other Zone (f)
	N/A	N/A	N/A	N/A	N/A
	N/A	N/A	N/A	N/A	N/A
	N/A	N/A	N/A	N/A	N/A
	N/A	N/A	N/A	N/A	N/A
	N/A	N/A	N/A	N/A	N/A
	N/A	N/A	N/A	N/A	N/A
	N/A	N/A	N/A	N/A	N/A
	N/A	N/A	N/A	N/A	N/A
	N/A	N/A	N/A	N/A	N/A
	N/A	N/A	N/A	N/A	N/A
	N/A	N/A	N/A	N/A	N/A
N/A					
N/A					
	N/A	N/A	N/A	N/A	N/A

Price Cap Tariff Review Plan
Verification of Recovered CMT Revenue

Total Jurisdiction
(a)

0
0

0
0

0

0

0

Agg.Rate 0

Agg.Rate

0

0 ok

0

LEC

FCC

Delta

Flag

0.00 *
0.00 *
0.00 *
0.00 *
0.00 *
0.00 *

0 0 0 *
0 0 0 *
0 0 0 *
0 Agg.Rate 0 *
0 Agg.Rate 0 *
0 0 0 *
0 0 0 *
0 0 0 *
*
*

Price Cap Tariff Review Plan
 Calculation of EUCL Limits, PICC Rate and CCL Rates

Total Jurisdiction (a)	No Zone / Zone A (b)	Zone B (c)	Zone C (d)	Zone D (e)	Other Zone (f)
0	0	0	0	0	0
0	0	0	0	0	0
0	0	0	0	0	0
0	0	0	0	0	0
0	N/A	N/A	N/A	N/A	N/A
0	N/A	N/A	N/A	N/A	N/A
0	N/A	N/A	N/A	N/A	N/A
0	N/A	N/A	N/A	N/A	N/A
0	N/A	N/A	N/A	N/A	N/A
0	N/A	N/A	N/A	N/A	N/A
0	N/A	N/A	N/A	N/A	N/A
6.50	N/A	N/A	N/A	N/A	N/A
7.00	N/A	N/A	N/A	N/A	N/A
9.20	N/A	N/A	N/A	N/A	N/A
0.000000	N/A	N/A	N/A	N/A	N/A
0.000000	N/A	N/A	N/A	N/A	N/A
0.0000	N/A	N/A	N/A	N/A	N/A
0.000000	N/A	N/A	N/A	N/A	N/A

Price Cap Tariff Review Plan
Manual Input of EUCL Rates - No PICC or MOU Rates

Total Jurisdiction
(a)

ok
ok
ok

Price Cap Tariff Review Plan
 Calculation of Minimum & Maximum EU Rates

Total Jurisdiction (a)	No Zone / Zone A (b)	Zone B (c)	Zone C (d)	Zone D (e)	Other Zone (f)
	N/A	N/A	N/A	N/A	N/A
	N/A	N/A	N/A	N/A	N/A
	N/A	N/A	N/A	N/A	N/A
N/A					
N/A					
	N/A	N/A	N/A	N/A	N/A
	N/A	N/A	N/A	N/A	N/A
	N/A	N/A	N/A	N/A	N/A
N/A					
	N/A	N/A	N/A	N/A	N/A
	N/A	N/A	N/A	N/A	N/A
	N/A	N/A	N/A	N/A	N/A
	N/A	N/A	N/A	N/A	N/A
	N/A	N/A	N/A	N/A	N/A
	N/A	N/A	N/A	N/A	N/A
N/A					
N/A					
N/A					
	N/A	N/A	N/A	N/A	N/A

Price Cap Tariff Review Plan
Verification of Recovered CMT Revenue

Total Jurisdiction
(a)

0
0

0
0

0

0

0

Agg.Rate

0

Agg.Rate

0

0 ok

0

LEC

FCC

Delta

Flag

0.00 *
0.00 *
0.00 *
0.00 *
0.00 *
0.00 *

0 0 0 *
0 0 0 *
0 0 0 *
0 Agg.Rate 0 *
0 Agg.Rate 0 *
0 0 0 *
0 0 0 *
0 0 0 *
*
*

Price Cap Tariff Review Plan
 Calculation of EUCL Limits, PICC Rate and CCL Rates

Total Jurisdiction (a)	No Zone / Zone A (b)	Zone B (c)	Zone C (d)	Zone D (e)	Other Zone * (f)
0	0	0	0	0	0
0	0	0	0	0	0
0	0	0	0	0	0
0	0	0	0	0	0
0	N/A	N/A	N/A	N/A	N/A
0	N/A	N/A	N/A	N/A	N/A
0	N/A	N/A	N/A	N/A	N/A
0	N/A	N/A	N/A	N/A	N/A
0	N/A	N/A	N/A	N/A	N/A
0	N/A	N/A	N/A	N/A	N/A
0	N/A	N/A	N/A	N/A	N/A
6.50	N/A	N/A	N/A	N/A	N/A
7.00	N/A	N/A	N/A	N/A	N/A
9.20	N/A	N/A	N/A	N/A	N/A
0.000000	N/A	N/A	N/A	N/A	N/A
1.000000	N/A	N/A	N/A	N/A	N/A
1.000000	N/A	N/A	N/A	N/A	N/A
0.000000	N/A	N/A	N/A	N/A	N/A

Price Cap Tariff Review Plan
Manual Input of EUCL Rates - No PICC or MOU Rates

Total Jurisdiction
(a)

0

0

0

0.00

0.00

0.00

0.00

0.00

0.00

0

0

0

0

0

Price Cap Tariff Review Plan
 Calculation of Minimum & Maximum EU Rates

Total Jurisdiction (a)	No Zone / Zone A (b)	Zone B (c)	Zone C (d)	Zone D (e)	Other Zone * (f)
CAP2	N/A	N/A	N/A	N/A	N/A
CAP2	N/A	N/A	N/A	N/A	N/A
CAP2	N/A	N/A	N/A	N/A	N/A
CAP2	CAP2	CAP2	CAP2	CAP2	CAP2
N/A	CAP2	CAP2	CAP2	CAP2	CAP2
N/A	CAP2	CAP2	CAP2	CAP2	CAP2
CAP2	CAP2	CAP2	CAP2	CAP2	CAP2
CAP2	N/A	N/A	N/A	N/A	N/A
CAP2	N/A	N/A	N/A	N/A	N/A
CAP2	CAP2	CAP2	CAP2	CAP2	CAP2
CAP2	N/A	N/A	N/A	N/A	N/A
N/A	CAP2	CAP2	CAP2	CAP2	CAP2
CAP2	N/A	N/A	N/A	N/A	N/A
CAP2	N/A	N/A	N/A	N/A	N/A
CAP2	CAP2	CAP2	CAP2	CAP2	CAP2
CAP2	N/A	N/A	N/A	N/A	N/A
CAP2	CAP2	CAP2	CAP2	CAP2	CAP2
CAP2	N/A	N/A	N/A	N/A	N/A
CAP2	N/A	N/A	N/A	N/A	N/A
CAP2	N/A	N/A	N/A	N/A	N/A
CAP2	N/A	N/A	N/A	N/A	N/A
CAP2	N/A	N/A	N/A	N/A	N/A
CAP2	CAP2	CAP2	CAP2	CAP2	CAP2
N/A	CAP2	CAP2	CAP2	CAP2	CAP2
N/A	CAP2	CAP2	CAP2	CAP2	CAP2
N/A	CAP2	CAP2	CAP2	CAP2	CAP2
CAP2	CAP2	CAP2	CAP2	CAP2	CAP2
CAP2	CAP2	CAP2	CAP2	CAP2	CAP2
CAP2	CAP2	CAP2	CAP2	CAP2	CAP2
CAP2	CAP2	CAP2	CAP2	CAP2	CAP2
CAP2	N/A	N/A	N/A	N/A	N/A

Price Cap Tariff Review Plan
Allocation of Pool Revenues to MLB PICC & MLB EUCL

Total Jurisdiction (a)	No Zone / Zone A (b)	Zone B (c)	Zone C (d)	Zone D (e)	Other Zone * (f)
No Pooling	N/A	N/A	N/A	N/A	N/A
No Pooling	N/A	N/A	N/A	N/A	N/A
No Pooling	N/A	N/A	N/A	N/A	N/A
No Pooling	N/A	N/A	N/A	N/A	N/A
No Pooling	N/A	N/A	N/A	N/A	N/A
No Pooling	N/A	N/A	N/A	N/A	N/A
No Pooling	N/A	N/A	N/A	N/A	N/A
No Pooling	N/A	N/A	N/A	N/A	N/A
No Pooling	N/A	N/A	N/A	N/A	N/A
No Pooling	N/A	N/A	N/A	N/A	N/A
No Pooling	N/A	N/A	N/A	N/A	N/A
No Pooling	N/A	N/A	N/A	N/A	N/A
No Pooling	N/A	N/A	N/A	N/A	N/A
No Pooling	N/A	N/A	N/A	N/A	N/A
No Pooling	N/A	N/A	N/A	N/A	N/A
No Pooling	No Pooling	No Pooling	No Pooling	No Pooling	No Pooling
N/A	No Pooling	No Pooling	No Pooling	No Pooling	No Pooling
No Pooling	No Pooling	No Pooling	No Pooling	No Pooling	No Pooling
No Pooling	No Pooling	No Pooling	No Pooling	No Pooling	No Pooling
N/A	No Pooling	No Pooling	No Pooling	No Pooling	No Pooling
No Pooling	No Pooling	No Pooling	No Pooling	No Pooling	No Pooling
No Pooling	N/A	N/A	N/A	N/A	N/A

Price Cap Tariff Review Plan
Verification of Recovered CMT Revenue

Total Jurisdiction
(a)

0
0

0
0

0

0

0

0
0

0

0

0

0

Price Cap Tariff Review Plan
 Calculation of EUCL Limits, PICC Rate and CCL Rates

Total Jurisdiction (a)	No Zone / Zone A (b)	Zone B (c)	Zone C (d)	Zone D (e)	Other Zone * (f)
0	0	0	0	0	0
0	0	0	0	0	0
0	0	0	0	0	0
0	0	0	0	0	0
0	N/A	N/A	N/A	N/A	N/A
0	N/A	N/A	N/A	N/A	N/A
0	N/A	N/A	N/A	N/A	N/A
0	N/A	N/A	N/A	N/A	N/A
0	N/A	N/A	N/A	N/A	N/A
0	N/A	N/A	N/A	N/A	N/A
0	N/A	N/A	N/A	N/A	N/A
6.50	N/A	N/A	N/A	N/A	N/A
7.00	N/A	N/A	N/A	N/A	N/A
9.20	N/A	N/A	N/A	N/A	N/A
0.000000	N/A	N/A	N/A	N/A	N/A
0.000000	N/A	N/A	N/A	N/A	N/A
0.000000	N/A	N/A	N/A	N/A	N/A
0.000000	N/A	N/A	N/A	N/A	N/A

Price Cap Tariff Review Plan
 Calculation of EUCL Limits, PICC Rate and CCL Rates

Total Jurisdiction (a)	No Zone / Zone A (b)	Zone B (c)	Zone C (d)	Zone D (e)	Other Zone * (f)
0	N/A	N/A	N/A	N/A	N/A
0	N/A	N/A	N/A	N/A	N/A
0	N/A	N/A	N/A	N/A	N/A
0	N/A	N/A	N/A	N/A	N/A
0	N/A	N/A	N/A	N/A	N/A
0	N/A	N/A	N/A	N/A	N/A
0	N/A	N/A	N/A	N/A	N/A
0	N/A	N/A	N/A	N/A	N/A
0	N/A	N/A	N/A	N/A	N/A
0	N/A	N/A	N/A	N/A	N/A
0	N/A	N/A	N/A	N/A	N/A
0.000000	N/A	N/A	N/A	N/A	N/A
0	N/A	N/A	N/A	N/A	N/A
0.000000	N/A	N/A	N/A	N/A	N/A
0.000000	N/A	N/A	N/A	N/A	N/A
0	N/A	N/A	N/A	N/A	N/A
0	N/A	N/A	N/A	N/A	N/A
0	N/A	N/A	N/A	N/A	N/A
0.000000	N/A	N/A	N/A	N/A	N/A
0.000000	N/A	N/A	N/A	N/A	N/A
0	N/A	N/A	N/A	N/A	N/A
0.000000	N/A	N/A	N/A	N/A	N/A
0.000000	N/A	N/A	N/A	N/A	N/A
0	N/A	N/A	N/A	N/A	N/A
0	N/A	N/A	N/A	N/A	N/A
0	N/A	N/A	N/A	N/A	N/A
YES	N/A	N/A	N/A	N/A	N/A
No	N/A	N/A	N/A	N/A	N/A
No	N/A	N/A	N/A	N/A	N/A
N/A	N/A	N/A	N/A	N/A	N/A
N/A	N/A	N/A	N/A	N/A	N/A
N/A	N/A	N/A	N/A	N/A	N/A

Price Cap Tariff Review Plan
Manual Input of EUCL Rates - No PICC or MOU Rates

Total Jurisdiction
(a)

0
0
0

0.00
0.00
0.00

0.00
0.00
0.00

0
0
0
0
0

Price Cap Tariff Review Plan
 Calculation of Minimum & Maximum EU Rates

	Total Jurisdiction (a)	No Zone / Zone A (b)	Zone B (c)	Zone C (d)	Zone D (e)	Other Zone * (f)
	0	N/A	N/A	N/A	N/A	N/A
	0	N/A	N/A	N/A	N/A	N/A
	0	N/A	N/A	N/A	N/A	N/A
	0	0	0	0	0	0
N/A		0.00	0.00	0.00	0.00	0.00
N/A		0.00	0.00	0.00	0.00	0.00
	0	0	0	0	0	0
	0	N/A	N/A	N/A	N/A	N/A
	0	N/A	N/A	N/A	N/A	N/A
	0	0	0	0	0	0
	0	N/A	N/A	N/A	N/A	N/A
N/A		0	0	0	0	0
	0	N/A	N/A	N/A	N/A	N/A
	0	N/A	N/A	N/A	N/A	N/A
	0	0	0	0	0	0
	0	N/A	N/A	N/A	N/A	N/A
	0	N/A	N/A	N/A	N/A	N/A
	0	N/A	N/A	N/A	N/A	N/A
	0	N/A	N/A	N/A	N/A	N/A
	0	N/A	N/A	N/A	N/A	N/A
N/A		0.00	0.00	0.00	0.00	0.00
N/A		0.00	0.00	0.00	0.00	0.00
N/A		0.00	0.00	0.00	0.00	0.00
	0	0	0	0	0	0
	0	0	0	0	0	0
	0	0	0	0	0	0
	0	0	0	0	0	0
	0	N/A	N/A	N/A	N/A	N/A

Price Cap Tariff Review Plan
Allocation of Pool Revenues to MLB PICC & MLB EUCL

Total Jurisdiction (a)	No Zone / Zone A (b)	Zone B (c)	Zone C (d)	Zone D (e)	Other Zone * (f)
No Pooling	N/A	N/A	N/A	N/A	N/A
No Pooling	N/A	N/A	N/A	N/A	N/A
No Pooling	N/A	N/A	N/A	N/A	N/A
No Pooling	N/A	N/A	N/A	N/A	N/A
No Pooling	N/A	N/A	N/A	N/A	N/A
No Pooling	N/A	N/A	N/A	N/A	N/A
No Pooling	N/A	N/A	N/A	N/A	N/A
No Pooling	N/A	N/A	N/A	N/A	N/A
No Pooling	N/A	N/A	N/A	N/A	N/A
No Pooling	N/A	N/A	N/A	N/A	N/A
No Pooling	N/A	N/A	N/A	N/A	N/A
No Pooling	N/A	N/A	N/A	N/A	N/A
No Pooling	N/A	N/A	N/A	N/A	N/A
No Pooling	N/A	N/A	N/A	N/A	N/A
No Pooling	N/A	N/A	N/A	N/A	N/A
No Pooling	N/A	N/A	N/A	N/A	N/A
No Pooling	No Pooling	No Pooling	No Pooling	No Pooling	No Pooling
N/A	No Pooling	No Pooling	No Pooling	No Pooling	No Pooling
No Pooling	No Pooling	No Pooling	No Pooling	No Pooling	No Pooling
No Pooling	No Pooling	No Pooling	No Pooling	No Pooling	No Pooling
N/A	No Pooling	No Pooling	No Pooling	No Pooling	No Pooling
No Pooling	No Pooling	No Pooling	No Pooling	No Pooling	No Pooling
No Pooling	N/A	N/A	N/A	N/A	N/A

Price Cap Tariff Review Plan
Verification of Recovered CMT Revenue

Total Jurisdiction
(a)

0
0

0
0

0

0

0

0
0

0

0

0

0

Price Cap Tariff Review Plan
 Calculation of EUCL Limits, PICC Rate and CCL Rates

Total Jurisdiction (a)	No Zone / Zone A (b)	Zone B (c)	Zone C (d)	Zone D (e)	Other Zone (f)
0	0	0	0	0	0
0	0	0	0	0	0
0	0	0	0	0	0
0	0	0	0	0	0
0	N/A	N/A	N/A	N/A	N/A
0	N/A	N/A	N/A	N/A	N/A
0	N/A	N/A	N/A	N/A	N/A
0	N/A	N/A	N/A	N/A	N/A
0	N/A	N/A	N/A	N/A	N/A
0	N/A	N/A	N/A	N/A	N/A
0	N/A	N/A	N/A	N/A	N/A
6.50	N/A	N/A	N/A	N/A	N/A
7.00	N/A	N/A	N/A	N/A	N/A
9.20	N/A	N/A	N/A	N/A	N/A
0.000000	N/A	N/A	N/A	N/A	N/A
1.000000	N/A	N/A	N/A	N/A	N/A
0.000000	N/A	N/A	N/A	N/A	N/A
0.000000	N/A	N/A	N/A	N/A	N/A

Price Cap Tariff Review Plan
Manual Input of EUCL Rates - No PICC or MOU Rates

Total Jurisdiction
(a)

ok
ok
ok

Price Cap Tariff Review Plan
 Calculation of Minimum & Maximum EU Rates

Total Jurisdiction (a)	No Zone / Zone A (b)	Zone B (c)	Zone C (d)	Zone D (e)	Other Zone (f)
	N/A	N/A	N/A	N/A	N/A
	N/A	N/A	N/A	N/A	N/A
	N/A	N/A	N/A	N/A	N/A
N/A					
N/A					
	N/A	N/A	N/A	N/A	N/A
	N/A	N/A	N/A	N/A	N/A
	N/A	N/A	N/A	N/A	N/A
N/A					
	N/A	N/A	N/A	N/A	N/A
	N/A	N/A	N/A	N/A	N/A
	N/A	N/A	N/A	N/A	N/A
	N/A	N/A	N/A	N/A	N/A
	N/A	N/A	N/A	N/A	N/A
	N/A	N/A	N/A	N/A	N/A
N/A					
N/A					
N/A					
	N/A	N/A	N/A	N/A	N/A

Price Cap Tariff Review Plan
Verification of Recovered CMT Revenue

Total Jurisdiction
(a)

0
0

0
0

0

0

0

Agg.Rate 0

Agg.Rate

0

0 ok

0

LEC

FCC

Delta

Flag

0.00 *
0.00 *
0.00 *
0.00 *
0.00 *
0.00 *

0 0 0 *
0 0 0 *
0 0 0 *
0 Agg.Rate 0 *
0 Agg.Rate 0 *
0 0 0 *
0 0 0 *
0 0 0 *
*
*

Price Cap Tariff Review Plan
 Calculation of EUCL Limits, PICC Rate and CCL Rates

Total Jurisdiction (a)	No Zone / Zone A (b)	Zone B (c)	Zone C (d)	Zone D (e)	Other Zone (f)
0	0	0	0	0	0
0	0	0	0	0	0
0	0	0	0	0	0
0	0	0	0	0	0
0	N/A	N/A	N/A	N/A	N/A
0	N/A	N/A	N/A	N/A	N/A
0	N/A	N/A	N/A	N/A	N/A
0	N/A	N/A	N/A	N/A	N/A
0	N/A	N/A	N/A	N/A	N/A
0	N/A	N/A	N/A	N/A	N/A
0	N/A	N/A	N/A	N/A	N/A
6.50	N/A	N/A	N/A	N/A	N/A
7.00	N/A	N/A	N/A	N/A	N/A
9.20	N/A	N/A	N/A	N/A	N/A
0.000000	N/A	N/A	N/A	N/A	N/A
0.000000	N/A	N/A	N/A	N/A	N/A
0.0000	N/A	N/A	N/A	N/A	N/A
0.000000	N/A	N/A	N/A	N/A	N/A

Price Cap Tariff Review Plan
Manual Input of EUCL Rates - No PICC or MOU Rates

Total Jurisdiction
(a)

ok
ok
ok

Price Cap Tariff Review Plan
 Calculation of Minimum & Maximum EU Rates

Total Jurisdiction (a)	No Zone / Zone A (b)	Zone B (c)	Zone C (d)	Zone D (e)	Other Zone (f)
	N/A	N/A	N/A	N/A	N/A
	N/A	N/A	N/A	N/A	N/A
	N/A	N/A	N/A	N/A	N/A
N/A					
N/A					
	N/A	N/A	N/A	N/A	N/A
	N/A	N/A	N/A	N/A	N/A
	N/A	N/A	N/A	N/A	N/A
N/A					
	N/A	N/A	N/A	N/A	N/A
	N/A	N/A	N/A	N/A	N/A
	N/A	N/A	N/A	N/A	N/A
	N/A	N/A	N/A	N/A	N/A
	N/A	N/A	N/A	N/A	N/A
	N/A	N/A	N/A	N/A	N/A
N/A					
N/A					
N/A					
	N/A	N/A	N/A	N/A	N/A

Price Cap Tariff Review Plan
Allocation of Pool Revenues to MLB PICC & MLB EUCL

Total Jurisdiction (a)	No Zone / Zone A (b)	Zone B (c)	Zone C (d)	Zone D (e)	Other Zone (f)
	N/A	N/A	N/A	N/A	N/A
	N/A	N/A	N/A	N/A	N/A
	N/A	N/A	N/A	N/A	N/A
	N/A	N/A	N/A	N/A	N/A
	N/A	N/A	N/A	N/A	N/A
	N/A	N/A	N/A	N/A	N/A
	N/A	N/A	N/A	N/A	N/A
	N/A	N/A	N/A	N/A	N/A
	N/A	N/A	N/A	N/A	N/A
	N/A	N/A	N/A	N/A	N/A
N/A					
N/A					
	N/A	N/A	N/A	N/A	N/A

Price Cap Tariff Review Plan
Verification of Recovered CMT Revenue

Total Jurisdiction
(a)

0
0

0
0

0

0

0

Agg.Rate 0

Agg.Rate

0

0 ok

0

LEC

FCC

Delta

Flag

0.00 *
0.00 *
0.00 *
0.00 *
0.00 *
0.00 *

0 0 0 *
0 0 0 *
0 0 0 *
0 Agg.Rate 0 *
0 Agg.Rate 0 *
0 0 0 *
0 0 0 *
0 0 0 *
*
*

Price Cap Tariff Review Plan
 Calculation of EUCL Limits, PICC Rate and CCL Rates

Total Jurisdiction (a)	No Zone / Zone A (b)	Zone B (c)	Zone C (d)	Zone D (e)	Other Zone * (f)
0	0	0	0	0	0
0	0	0	0	0	0
0	0	0	0	0	0
0	0	0	0	0	0
0	N/A	N/A	N/A	N/A	N/A
0	N/A	N/A	N/A	N/A	N/A
0	N/A	N/A	N/A	N/A	N/A
0	N/A	N/A	N/A	N/A	N/A
0	N/A	N/A	N/A	N/A	N/A
0	N/A	N/A	N/A	N/A	N/A
0	N/A	N/A	N/A	N/A	N/A
6.50	N/A	N/A	N/A	N/A	N/A
7.00	N/A	N/A	N/A	N/A	N/A
9.20	N/A	N/A	N/A	N/A	N/A
0.000000	N/A	N/A	N/A	N/A	N/A
1.000000	N/A	N/A	N/A	N/A	N/A
1.000000	N/A	N/A	N/A	N/A	N/A
0.000000	N/A	N/A	N/A	N/A	N/A

Price Cap Tariff Review Plan
 Calculation of EUCL Limits, PICC Rate and CCL Rates

Total Jurisdiction (a)	No Zone / Zone A (b)	Zone B (c)	Zone C (d)	Zone D (e)	Other Zone * (f)
0	N/A	N/A	N/A	N/A	N/A
0	N/A	N/A	N/A	N/A	N/A
0	N/A	N/A	N/A	N/A	N/A
0	N/A	N/A	N/A	N/A	N/A
0	N/A	N/A	N/A	N/A	N/A
0	N/A	N/A	N/A	N/A	N/A
0	N/A	N/A	N/A	N/A	N/A
0	N/A	N/A	N/A	N/A	N/A
0	N/A	N/A	N/A	N/A	N/A
0	N/A	N/A	N/A	N/A	N/A
0	N/A	N/A	N/A	N/A	N/A
0	N/A	N/A	N/A	N/A	N/A
0.000000	N/A	N/A	N/A	N/A	N/A
0	N/A	N/A	N/A	N/A	N/A
0.000000	N/A	N/A	N/A	N/A	N/A
0.000000	N/A	N/A	N/A	N/A	N/A
0	N/A	N/A	N/A	N/A	N/A
0	N/A	N/A	N/A	N/A	N/A
0	N/A	N/A	N/A	N/A	N/A
0.000000	N/A	N/A	N/A	N/A	N/A
0.000000	N/A	N/A	N/A	N/A	N/A
0	N/A	N/A	N/A	N/A	N/A
0.000000	N/A	N/A	N/A	N/A	N/A
0.000000	N/A	N/A	N/A	N/A	N/A
0	N/A	N/A	N/A	N/A	N/A
0	N/A	N/A	N/A	N/A	N/A
0	N/A	N/A	N/A	N/A	N/A
Yes	N/A	N/A	N/A	N/A	N/A
No	N/A	N/A	N/A	N/A	N/A
No	N/A	N/A	N/A	N/A	N/A
	N/A	N/A	N/A	N/A	N/A
	N/A	N/A	N/A	N/A	N/A
	N/A	N/A	N/A	N/A	N/A

Price Cap Tariff Review Plan
Manual Input of EUCL Rates - No PICC or MOU Rates

Total Jurisdiction
(a)

0

0

0

0.00

0.00

0.00

0.00

0.00

0.00

0

0

0

0

0

Price Cap Tariff Review Plan
 Calculation of Minimum & Maximum EU Rates

Total Jurisdiction (a)	No Zone / Zone A (b)	Zone B (c)	Zone C (d)	Zone D (e)	Other Zone * (f)
CAP2	N/A	N/A	N/A	N/A	N/A
CAP2	N/A	N/A	N/A	N/A	N/A
CAP2	N/A	N/A	N/A	N/A	N/A
CAP2	CAP2	CAP2	CAP2	CAP2	CAP2
N/A	CAP2	CAP2	CAP2	CAP2	CAP2
N/A	CAP2	CAP2	CAP2	CAP2	CAP2
CAP2	CAP2	CAP2	CAP2	CAP2	CAP2
CAP2	N/A	N/A	N/A	N/A	N/A
CAP2	N/A	N/A	N/A	N/A	N/A
CAP2	CAP2	CAP2	CAP2	CAP2	CAP2
CAP2	N/A	N/A	N/A	N/A	N/A
N/A	CAP2	CAP2	CAP2	CAP2	CAP2
CAP2	N/A	N/A	N/A	N/A	N/A
CAP2	N/A	N/A	N/A	N/A	N/A
CAP2	CAP2	CAP2	CAP2	CAP2	CAP2
CAP2	N/A	N/A	N/A	N/A	N/A
CAP2	N/A	N/A	N/A	N/A	N/A
CAP2	N/A	N/A	N/A	N/A	N/A
CAP2	N/A	N/A	N/A	N/A	N/A
CAP2	N/A	N/A	N/A	N/A	N/A
N/A	CAP2	CAP2	CAP2	CAP2	CAP2
N/A	CAP2	CAP2	CAP2	CAP2	CAP2
N/A	CAP2	CAP2	CAP2	CAP2	CAP2
CAP2	CAP2	CAP2	CAP2	CAP2	CAP2
CAP2	CAP2	CAP2	CAP2	CAP2	CAP2
CAP2	CAP2	CAP2	CAP2	CAP2	CAP2
CAP2	CAP2	CAP2	CAP2	CAP2	CAP2
CAP2	N/A	N/A	N/A	N/A	N/A

Price Cap Tariff Review Plan
Allocation of Pool Revenues to MLB PICC & MLB EUCL

Total Jurisdiction (a)	No Zone / Zone A (b)	Zone B (c)	Zone C (d)	Zone D (e)	Other Zone * (f)
No Pooling	N/A	N/A	N/A	N/A	N/A
No Pooling	N/A	N/A	N/A	N/A	N/A
No Pooling	N/A	N/A	N/A	N/A	N/A
No Pooling	N/A	N/A	N/A	N/A	N/A
No Pooling	N/A	N/A	N/A	N/A	N/A
No Pooling	N/A	N/A	N/A	N/A	N/A
No Pooling	N/A	N/A	N/A	N/A	N/A
No Pooling	N/A	N/A	N/A	N/A	N/A
No Pooling	N/A	N/A	N/A	N/A	N/A
No Pooling	N/A	N/A	N/A	N/A	N/A
No Pooling	N/A	N/A	N/A	N/A	N/A
No Pooling	N/A	N/A	N/A	N/A	N/A
No Pooling	N/A	N/A	N/A	N/A	N/A
No Pooling	N/A	N/A	N/A	N/A	N/A
No Pooling	No Pooling	No Pooling	No Pooling	No Pooling	No Pooling
N/A	No Pooling	No Pooling	No Pooling	No Pooling	No Pooling
No Pooling	No Pooling	No Pooling	No Pooling	No Pooling	No Pooling
No Pooling	No Pooling	No Pooling	No Pooling	No Pooling	No Pooling
N/A	No Pooling	No Pooling	No Pooling	No Pooling	No Pooling
No Pooling	No Pooling	No Pooling	No Pooling	No Pooling	No Pooling
No Pooling	N/A	N/A	N/A	N/A	N/A

Price Cap Tariff Review Plan
Verification of Recovered CMT Revenue

Total Jurisdiction
(a)

0
0

0
0

0

0

0

0
0

0

0

0

0

Price Cap Tariff Review Plan
 Calculation of EUCL Limits, PICC Rate and CCL Rates

Total Jurisdiction (a)	No Zone / Zone A (b)	Zone B (c)	Zone C (d)	Zone D (e)	Other Zone * (f)
0	0	0	0	0	0
0	0	0	0	0	0
0	0	0	0	0	0
0	0	0	0	0	0
0	N/A	N/A	N/A	N/A	N/A
0	N/A	N/A	N/A	N/A	N/A
0	N/A	N/A	N/A	N/A	N/A
0	N/A	N/A	N/A	N/A	N/A
0	N/A	N/A	N/A	N/A	N/A
0	N/A	N/A	N/A	N/A	N/A
0	N/A	N/A	N/A	N/A	N/A
6.50	N/A	N/A	N/A	N/A	N/A
7.00	N/A	N/A	N/A	N/A	N/A
9.20	N/A	N/A	N/A	N/A	N/A
0.000000	N/A	N/A	N/A	N/A	N/A
0.000000	N/A	N/A	N/A	N/A	N/A
0.000000	N/A	N/A	N/A	N/A	N/A
0.000000	N/A	N/A	N/A	N/A	N/A

Price Cap Tariff Review Plan
 Calculation of EUCL Limits, PICC Rate and CCL Rates

Total Jurisdiction (a)	No Zone / Zone A (b)	Zone B (c)	Zone C (d)	Zone D (e)	Other Zone * (f)
0	N/A	N/A	N/A	N/A	N/A
0	N/A	N/A	N/A	N/A	N/A
0	N/A	N/A	N/A	N/A	N/A
0	N/A	N/A	N/A	N/A	N/A
0	N/A	N/A	N/A	N/A	N/A
0	N/A	N/A	N/A	N/A	N/A
0	N/A	N/A	N/A	N/A	N/A
0	N/A	N/A	N/A	N/A	N/A
0	N/A	N/A	N/A	N/A	N/A
0	N/A	N/A	N/A	N/A	N/A
0	N/A	N/A	N/A	N/A	N/A
0.000000	N/A	N/A	N/A	N/A	N/A
0	N/A	N/A	N/A	N/A	N/A
0.000000	N/A	N/A	N/A	N/A	N/A
0.000000	N/A	N/A	N/A	N/A	N/A
0	N/A	N/A	N/A	N/A	N/A
0	N/A	N/A	N/A	N/A	N/A
0	N/A	N/A	N/A	N/A	N/A
0.000000	N/A	N/A	N/A	N/A	N/A
0.000000	N/A	N/A	N/A	N/A	N/A
0	N/A	N/A	N/A	N/A	N/A
0.000000	N/A	N/A	N/A	N/A	N/A
0.000000	N/A	N/A	N/A	N/A	N/A
0	N/A	N/A	N/A	N/A	N/A
0	N/A	N/A	N/A	N/A	N/A
0	N/A	N/A	N/A	N/A	N/A
YES	N/A	N/A	N/A	N/A	N/A
No	N/A	N/A	N/A	N/A	N/A
No	N/A	N/A	N/A	N/A	N/A
N/A	N/A	N/A	N/A	N/A	N/A
N/A	N/A	N/A	N/A	N/A	N/A
N/A	N/A	N/A	N/A	N/A	N/A

Price Cap Tariff Review Plan
Manual Input of EUCL Rates - No PICC or MOU Rates

Total Jurisdiction
(a)

0

0

0

0.00

0.00

0.00

0.00

0.00

0.00

0

0

0

0

0

Price Cap Tariff Review Plan
 Calculation of Minimum & Maximum EU Rates

	Total Jurisdiction (a)	No Zone / Zone A (b)	Zone B (c)	Zone C (d)	Zone D (e)	Other Zone * (f)
	0	N/A	N/A	N/A	N/A	N/A
	0	N/A	N/A	N/A	N/A	N/A
	0	N/A	N/A	N/A	N/A	N/A
	0	0	0	0	0	0
N/A		0.00	0.00	0.00	0.00	0.00
N/A		0.00	0.00	0.00	0.00	0.00
	0	0	0	0	0	0
	0	N/A	N/A	N/A	N/A	N/A
	0	N/A	N/A	N/A	N/A	N/A
	0	0	0	0	0	0
	0	N/A	N/A	N/A	N/A	N/A
N/A		0	0	0	0	0
	0	N/A	N/A	N/A	N/A	N/A
	0	N/A	N/A	N/A	N/A	N/A
	0	0	0	0	0	0
	0	N/A	N/A	N/A	N/A	N/A
	0	N/A	N/A	N/A	N/A	N/A
	0	N/A	N/A	N/A	N/A	N/A
	0	N/A	N/A	N/A	N/A	N/A
	0	N/A	N/A	N/A	N/A	N/A
N/A		0.00	0.00	0.00	0.00	0.00
N/A		0.00	0.00	0.00	0.00	0.00
N/A		0.00	0.00	0.00	0.00	0.00
	0	0	0	0	0	0
	0	0	0	0	0	0
	0	0	0	0	0	0
	0	0	0	0	0	0
	0	N/A	N/A	N/A	N/A	N/A

Price Cap Tariff Review Plan
Allocation of Pool Revenues to MLB PICC & MLB EUCL

Total Jurisdiction (a)	No Zone / Zone A (b)	Zone B (c)	Zone C (d)	Zone D (e)	Other Zone * (f)
No Pooling	N/A	N/A	N/A	N/A	N/A
No Pooling	N/A	N/A	N/A	N/A	N/A
No Pooling	N/A	N/A	N/A	N/A	N/A
No Pooling	N/A	N/A	N/A	N/A	N/A
No Pooling	N/A	N/A	N/A	N/A	N/A
No Pooling	N/A	N/A	N/A	N/A	N/A
No Pooling	N/A	N/A	N/A	N/A	N/A
No Pooling	N/A	N/A	N/A	N/A	N/A
No Pooling	N/A	N/A	N/A	N/A	N/A
No Pooling	N/A	N/A	N/A	N/A	N/A
No Pooling	N/A	N/A	N/A	N/A	N/A
No Pooling	N/A	N/A	N/A	N/A	N/A
No Pooling	N/A	N/A	N/A	N/A	N/A
No Pooling	N/A	N/A	N/A	N/A	N/A
No Pooling	N/A	N/A	N/A	N/A	N/A
No Pooling	No Pooling	No Pooling	No Pooling	No Pooling	No Pooling
N/A	No Pooling	No Pooling	No Pooling	No Pooling	No Pooling
No Pooling	No Pooling	No Pooling	No Pooling	No Pooling	No Pooling
No Pooling	No Pooling	No Pooling	No Pooling	No Pooling	No Pooling
N/A	No Pooling	No Pooling	No Pooling	No Pooling	No Pooling
No Pooling	No Pooling	No Pooling	No Pooling	No Pooling	No Pooling
No Pooling	N/A	N/A	N/A	N/A	N/A

Price Cap Tariff Review Plan
Verification of Recovered CMT Revenue

Total Jurisdiction
(a)

0
0

0
0

0

0

0

0
0

0

0

0

0

Price Cap Tariff Review Plan
 Calculation of EUCL Limits, PICC Rate and CCL Rates

Total Jurisdiction (a)	No Zone / Zone A (b)	Zone B (c)	Zone C (d)	Zone D (e)	Other Zone (f)
0	0	0	0	0	0
0	0	0	0	0	0
0	0	0	0	0	0
0	0	0	0	0	0
0	N/A	N/A	N/A	N/A	N/A
0	N/A	N/A	N/A	N/A	N/A
0	N/A	N/A	N/A	N/A	N/A
0	N/A	N/A	N/A	N/A	N/A
0	N/A	N/A	N/A	N/A	N/A
0	N/A	N/A	N/A	N/A	N/A
0	N/A	N/A	N/A	N/A	N/A
6.50	N/A	N/A	N/A	N/A	N/A
7.00	N/A	N/A	N/A	N/A	N/A
9.20	N/A	N/A	N/A	N/A	N/A
0.000000	N/A	N/A	N/A	N/A	N/A
1.000000	N/A	N/A	N/A	N/A	N/A
0.000000	N/A	N/A	N/A	N/A	N/A
0.000000	N/A	N/A	N/A	N/A	N/A

Price Cap Tariff Review Plan
Manual Input of EUCL Rates - No PICC or MOU Rates

Total Jurisdiction
(a)

ok
ok
ok

Price Cap Tariff Review Plan
 Calculation of Minimum & Maximum EU Rates

Total Jurisdiction (a)	No Zone / Zone A (b)	Zone B (c)	Zone C (d)	Zone D (e)	Other Zone (f)
	N/A	N/A	N/A	N/A	N/A
	N/A	N/A	N/A	N/A	N/A
	N/A	N/A	N/A	N/A	N/A
N/A					
N/A					
	N/A	N/A	N/A	N/A	N/A
	N/A	N/A	N/A	N/A	N/A
	N/A	N/A	N/A	N/A	N/A
N/A					
	N/A	N/A	N/A	N/A	N/A
	N/A	N/A	N/A	N/A	N/A
	N/A	N/A	N/A	N/A	N/A
	N/A	N/A	N/A	N/A	N/A
	N/A	N/A	N/A	N/A	N/A
N/A					
N/A					
N/A					
	N/A	N/A	N/A	N/A	N/A

Price Cap Tariff Review Plan
Verification of Recovered CMT Revenue

Total Jurisdiction
(a)

0
0

0
0

0

0

0

Agg.Rate 0

Agg.Rate

0

0 ok

0

LEC

FCC

Delta

Flag

0.00 *
0.00 *
0.00 *
0.00 *
0.00 *
0.00 *

0 0 0 *
0 0 0 *
0 0 0 *
0 Agg.Rate 0 *
0 Agg.Rate 0 *
0 0 0 *
0 0 0 *
0 0 0 *
*
*

Price Cap Tariff Review Plan
 Calculation of EUCL Limits, PICC Rate and CCL Rates

Total Jurisdiction (a)	No Zone / Zone A (b)	Zone B (c)	Zone C (d)	Zone D (e)	Other Zone (f)
0	0	0	0	0	0
0	0	0	0	0	0
0	0	0	0	0	0
0	0	0	0	0	0
0	N/A	N/A	N/A	N/A	N/A
0	N/A	N/A	N/A	N/A	N/A
0	N/A	N/A	N/A	N/A	N/A
0	N/A	N/A	N/A	N/A	N/A
0	N/A	N/A	N/A	N/A	N/A
0	N/A	N/A	N/A	N/A	N/A
0	N/A	N/A	N/A	N/A	N/A
6.50	N/A	N/A	N/A	N/A	N/A
7.00	N/A	N/A	N/A	N/A	N/A
9.20	N/A	N/A	N/A	N/A	N/A
0.000000	N/A	N/A	N/A	N/A	N/A
0.000000	N/A	N/A	N/A	N/A	N/A
0.0000	N/A	N/A	N/A	N/A	N/A
0.000000	N/A	N/A	N/A	N/A	N/A

Price Cap Tariff Review Plan
Manual Input of EUCL Rates - No PICC or MOU Rates

Total Jurisdiction
(a)

ok
ok
ok

Price Cap Tariff Review Plan
 Calculation of Minimum & Maximum EU Rates

Total Jurisdiction (a)	No Zone / Zone A (b)	Zone B (c)	Zone C (d)	Zone D (e)	Other Zone (f)
	N/A	N/A	N/A	N/A	N/A
	N/A	N/A	N/A	N/A	N/A
	N/A	N/A	N/A	N/A	N/A
N/A					
N/A					
	N/A	N/A	N/A	N/A	N/A
	N/A	N/A	N/A	N/A	N/A
	N/A	N/A	N/A	N/A	N/A
N/A					
	N/A	N/A	N/A	N/A	N/A
	N/A	N/A	N/A	N/A	N/A
	N/A	N/A	N/A	N/A	N/A
	N/A	N/A	N/A	N/A	N/A
	N/A	N/A	N/A	N/A	N/A
N/A					
N/A					
N/A					
	N/A	N/A	N/A	N/A	N/A

Price Cap Tariff Review Plan
Verification of Recovered CMT Revenue

Total Jurisdiction
(a)

0
0

0
0

0

0

0

Agg.Rate 0

Agg.Rate

0

0 ok

0

LEC

FCC

Delta

Flag




0.00 *
0.00 *
0.00 *
0.00 *
0.00 *
0.00 *

0 0 0 *
0 0 0 *
0 0 0 *
0 Agg.Rate 0 *
0 Agg.Rate 0 *
0 0 0 *
0 0 0 *
0 0 0 *
*
*

Price Cap Tariff Review Plan
 Calculation of EUCL Limits, PICC Rate and CCL Rates

Total Jurisdiction (a)	No Zone / Zone A (b)	Zone B (c)	Zone C (d)	Zone D (e)	Other Zone * (f)
0	0	0	0	0	0
0	0	0	0	0	0
0	0	0	0	0	0
0	0	0	0	0	0
0	N/A	N/A	N/A	N/A	N/A
0	N/A	N/A	N/A	N/A	N/A
0	N/A	N/A	N/A	N/A	N/A
0	N/A	N/A	N/A	N/A	N/A
0	N/A	N/A	N/A	N/A	N/A
0	N/A	N/A	N/A	N/A	N/A
0	N/A	N/A	N/A	N/A	N/A
6.50	N/A	N/A	N/A	N/A	N/A
7.00	N/A	N/A	N/A	N/A	N/A
9.20	N/A	N/A	N/A	N/A	N/A
0.000000	N/A	N/A	N/A	N/A	N/A
1.000000	N/A	N/A	N/A	N/A	N/A
1.000000	N/A	N/A	N/A	N/A	N/A
0.000000	N/A	N/A	N/A	N/A	N/A

Price Cap Tariff Review Plan
 Calculation of EUCL Limits, PICC Rate and CCL Rates

Total Jurisdiction (a)	No Zone / Zone A (b)	Zone B (c)	Zone C (d)	Zone D (e)	Other Zone * (f)
0	N/A	N/A	N/A	N/A	N/A
0	N/A	N/A	N/A	N/A	N/A
0	N/A	N/A	N/A	N/A	N/A
0	N/A	N/A	N/A	N/A	N/A
0	N/A	N/A	N/A	N/A	N/A
0	N/A	N/A	N/A	N/A	N/A
0	N/A	N/A	N/A	N/A	N/A
0	N/A	N/A	N/A	N/A	N/A
0	N/A	N/A	N/A	N/A	N/A
0	N/A	N/A	N/A	N/A	N/A
0	N/A	N/A	N/A	N/A	N/A
0	N/A	N/A	N/A	N/A	N/A
0	N/A	N/A	N/A	N/A	N/A
0	N/A	N/A	N/A	N/A	N/A
0.000000	N/A	N/A	N/A	N/A	N/A
0	N/A	N/A	N/A	N/A	N/A
0.000000	N/A	N/A	N/A	N/A	N/A
0.000000	N/A	N/A	N/A	N/A	N/A
0	N/A	N/A	N/A	N/A	N/A
0	N/A	N/A	N/A	N/A	N/A
0	N/A	N/A	N/A	N/A	N/A
0.000000	N/A	N/A	N/A	N/A	N/A
0.000000	N/A	N/A	N/A	N/A	N/A
0	N/A	N/A	N/A	N/A	N/A
0.000000	N/A	N/A	N/A	N/A	N/A
0.000000	N/A	N/A	N/A	N/A	N/A
0	N/A	N/A	N/A	N/A	N/A
0	N/A	N/A	N/A	N/A	N/A
0	N/A	N/A	N/A	N/A	N/A
Yes	N/A	N/A	N/A	N/A	N/A
No	N/A	N/A	N/A	N/A	N/A
No	N/A	N/A	N/A	N/A	N/A
No	N/A	N/A	N/A	N/A	N/A
	N/A	N/A	N/A	N/A	N/A
	N/A	N/A	N/A	N/A	N/A
	N/A	N/A	N/A	N/A	N/A

Price Cap Tariff Review Plan
Manual Input of EUCL Rates - No PICC or MOU Rates

Total Jurisdiction
(a)

0

0

0

0.00

0.00

0.00

0.00

0.00

0.00

0

0

0

0

0

Price Cap Tariff Review Plan
 Calculation of Minimum & Maximum EU Rates

Total Jurisdiction (a)	No Zone / Zone A (b)	Zone B (c)	Zone C (d)	Zone D (e)	Other Zone * (f)
CAP2	N/A	N/A	N/A	N/A	N/A
CAP2	N/A	N/A	N/A	N/A	N/A
CAP2	N/A	N/A	N/A	N/A	N/A
CAP2	CAP2	CAP2	CAP2	CAP2	CAP2
N/A	CAP2	CAP2	CAP2	CAP2	CAP2
N/A	CAP2	CAP2	CAP2	CAP2	CAP2
CAP2	CAP2	CAP2	CAP2	CAP2	CAP2
CAP2	N/A	N/A	N/A	N/A	N/A
CAP2	N/A	N/A	N/A	N/A	N/A
CAP2	CAP2	CAP2	CAP2	CAP2	CAP2
CAP2	N/A	N/A	N/A	N/A	N/A
N/A	CAP2	CAP2	CAP2	CAP2	CAP2
CAP2	N/A	N/A	N/A	N/A	N/A
CAP2	N/A	N/A	N/A	N/A	N/A
CAP2	CAP2	CAP2	CAP2	CAP2	CAP2
CAP2	N/A	N/A	N/A	N/A	N/A
CAP2	CAP2	CAP2	CAP2	CAP2	CAP2
CAP2	N/A	N/A	N/A	N/A	N/A
CAP2	N/A	N/A	N/A	N/A	N/A
CAP2	N/A	N/A	N/A	N/A	N/A
CAP2	N/A	N/A	N/A	N/A	N/A
CAP2	N/A	N/A	N/A	N/A	N/A
CAP2	CAP2	CAP2	CAP2	CAP2	CAP2
CAP2	CAP2	CAP2	CAP2	CAP2	CAP2
CAP2	CAP2	CAP2	CAP2	CAP2	CAP2
CAP2	CAP2	CAP2	CAP2	CAP2	CAP2
CAP2	N/A	N/A	N/A	N/A	N/A

Price Cap Tariff Review Plan
Allocation of Pool Revenues to MLB PICC & MLB EUCL

Total Jurisdiction (a)	No Zone / Zone A (b)	Zone B (c)	Zone C (d)	Zone D (e)	Other Zone * (f)
No Pooling	N/A	N/A	N/A	N/A	N/A
No Pooling	N/A	N/A	N/A	N/A	N/A
No Pooling	N/A	N/A	N/A	N/A	N/A
No Pooling	N/A	N/A	N/A	N/A	N/A
No Pooling	N/A	N/A	N/A	N/A	N/A
No Pooling	N/A	N/A	N/A	N/A	N/A
No Pooling	N/A	N/A	N/A	N/A	N/A
No Pooling	N/A	N/A	N/A	N/A	N/A
No Pooling	N/A	N/A	N/A	N/A	N/A
No Pooling	N/A	N/A	N/A	N/A	N/A
No Pooling	N/A	N/A	N/A	N/A	N/A
No Pooling	N/A	N/A	N/A	N/A	N/A
No Pooling	N/A	N/A	N/A	N/A	N/A
No Pooling	N/A	N/A	N/A	N/A	N/A
No Pooling	No Pooling	No Pooling	No Pooling	No Pooling	No Pooling
N/A	No Pooling	No Pooling	No Pooling	No Pooling	No Pooling
No Pooling	No Pooling	No Pooling	No Pooling	No Pooling	No Pooling
No Pooling	No Pooling	No Pooling	No Pooling	No Pooling	No Pooling
N/A	No Pooling	No Pooling	No Pooling	No Pooling	No Pooling
No Pooling	No Pooling	No Pooling	No Pooling	No Pooling	No Pooling
No Pooling	N/A	N/A	N/A	N/A	N/A

Price Cap Tariff Review Plan
Verification of Recovered CMT Revenue

Total Jurisdiction
(a)

0
0

0
0

0

0

0

0
0

0

0

0

0

Price Cap Tariff Review Plan
 Calculation of EUCL Limits, PICC Rate and CCL Rates

Total Jurisdiction (a)	No Zone / Zone A (b)	Zone B (c)	Zone C (d)	Zone D (e)	Other Zone * (f)
0	0	0	0	0	0
0	0	0	0	0	0
0	0	0	0	0	0
0	0	0	0	0	0
0	N/A	N/A	N/A	N/A	N/A
0	N/A	N/A	N/A	N/A	N/A
0	N/A	N/A	N/A	N/A	N/A
0	N/A	N/A	N/A	N/A	N/A
0	N/A	N/A	N/A	N/A	N/A
0	N/A	N/A	N/A	N/A	N/A
0	N/A	N/A	N/A	N/A	N/A
6.50	N/A	N/A	N/A	N/A	N/A
7.00	N/A	N/A	N/A	N/A	N/A
9.20	N/A	N/A	N/A	N/A	N/A
0.000000	N/A	N/A	N/A	N/A	N/A
0.000000	N/A	N/A	N/A	N/A	N/A
0.000000	N/A	N/A	N/A	N/A	N/A
0.000000	N/A	N/A	N/A	N/A	N/A

Price Cap Tariff Review Plan
 Calculation of EUCL Limits, PICC Rate and CCL Rates

Total Jurisdiction (a)	No Zone / Zone A (b)	Zone B (c)	Zone C (d)	Zone D (e)	Other Zone * (f)
0	N/A	N/A	N/A	N/A	N/A
0	N/A	N/A	N/A	N/A	N/A
0	N/A	N/A	N/A	N/A	N/A
0	N/A	N/A	N/A	N/A	N/A
0	N/A	N/A	N/A	N/A	N/A
0	N/A	N/A	N/A	N/A	N/A
0	N/A	N/A	N/A	N/A	N/A
0	N/A	N/A	N/A	N/A	N/A
0	N/A	N/A	N/A	N/A	N/A
0	N/A	N/A	N/A	N/A	N/A
0	N/A	N/A	N/A	N/A	N/A
0	N/A	N/A	N/A	N/A	N/A
0.000000	N/A	N/A	N/A	N/A	N/A
0	N/A	N/A	N/A	N/A	N/A
0.000000	N/A	N/A	N/A	N/A	N/A
0.000000	N/A	N/A	N/A	N/A	N/A
0	N/A	N/A	N/A	N/A	N/A
0	N/A	N/A	N/A	N/A	N/A
0	N/A	N/A	N/A	N/A	N/A
0.000000	N/A	N/A	N/A	N/A	N/A
0.000000	N/A	N/A	N/A	N/A	N/A
0	N/A	N/A	N/A	N/A	N/A
0.000000	N/A	N/A	N/A	N/A	N/A
0.000000	N/A	N/A	N/A	N/A	N/A
0	N/A	N/A	N/A	N/A	N/A
0	N/A	N/A	N/A	N/A	N/A
0	N/A	N/A	N/A	N/A	N/A
YES	N/A	N/A	N/A	N/A	N/A
No	N/A	N/A	N/A	N/A	N/A
No	N/A	N/A	N/A	N/A	N/A
N/A	N/A	N/A	N/A	N/A	N/A
N/A	N/A	N/A	N/A	N/A	N/A
N/A	N/A	N/A	N/A	N/A	N/A

Price Cap Tariff Review Plan
Manual Input of EUCL Rates - No PICC or MOU Rates

Total Jurisdiction
(a)

0

0

0

0.00

0.00

0.00

0.00

0.00

0.00

0

0

0

0

0

Price Cap Tariff Review Plan
 Calculation of Minimum & Maximum EU Rates

	Total Jurisdiction (a)	No Zone / Zone A (b)	Zone B (c)	Zone C (d)	Zone D (e)	Other Zone * (f)
	0	N/A	N/A	N/A	N/A	N/A
	0	N/A	N/A	N/A	N/A	N/A
	0	N/A	N/A	N/A	N/A	N/A
	0	0	0	0	0	0
N/A		0.00	0.00	0.00	0.00	0.00
N/A		0.00	0.00	0.00	0.00	0.00
	0	0	0	0	0	0
	0	N/A	N/A	N/A	N/A	N/A
	0	N/A	N/A	N/A	N/A	N/A
	0	0	0	0	0	0
	0	N/A	N/A	N/A	N/A	N/A
N/A		0	0	0	0	0
	0	N/A	N/A	N/A	N/A	N/A
	0	N/A	N/A	N/A	N/A	N/A
	0	0	0	0	0	0
	0	N/A	N/A	N/A	N/A	N/A
	0	N/A	N/A	N/A	N/A	N/A
	0	N/A	N/A	N/A	N/A	N/A
	0	N/A	N/A	N/A	N/A	N/A
	0	N/A	N/A	N/A	N/A	N/A
N/A		0.00	0.00	0.00	0.00	0.00
N/A		0.00	0.00	0.00	0.00	0.00
N/A		0.00	0.00	0.00	0.00	0.00
	0	0	0	0	0	0
	0	0	0	0	0	0
	0	0	0	0	0	0
	0	0	0	0	0	0
	0	N/A	N/A	N/A	N/A	N/A

Price Cap Tariff Review Plan
Allocation of Pool Revenues to MLB PICC & MLB EUCL

Total Jurisdiction (a)	No Zone / Zone A (b)	Zone B (c)	Zone C (d)	Zone D (e)	Other Zone * (f)
No Pooling	N/A	N/A	N/A	N/A	N/A
No Pooling	N/A	N/A	N/A	N/A	N/A
No Pooling	N/A	N/A	N/A	N/A	N/A
No Pooling	N/A	N/A	N/A	N/A	N/A
No Pooling	N/A	N/A	N/A	N/A	N/A
No Pooling	N/A	N/A	N/A	N/A	N/A
No Pooling	N/A	N/A	N/A	N/A	N/A
No Pooling	N/A	N/A	N/A	N/A	N/A
No Pooling	N/A	N/A	N/A	N/A	N/A
No Pooling	N/A	N/A	N/A	N/A	N/A
No Pooling	N/A	N/A	N/A	N/A	N/A
No Pooling	N/A	N/A	N/A	N/A	N/A
No Pooling	N/A	N/A	N/A	N/A	N/A
No Pooling	N/A	N/A	N/A	N/A	N/A
No Pooling	N/A	N/A	N/A	N/A	N/A
No Pooling	No Pooling	No Pooling	No Pooling	No Pooling	No Pooling
N/A	No Pooling	No Pooling	No Pooling	No Pooling	No Pooling
No Pooling	No Pooling	No Pooling	No Pooling	No Pooling	No Pooling
No Pooling	No Pooling	No Pooling	No Pooling	No Pooling	No Pooling
N/A	No Pooling	No Pooling	No Pooling	No Pooling	No Pooling
No Pooling	No Pooling	No Pooling	No Pooling	No Pooling	No Pooling
No Pooling	N/A	N/A	N/A	N/A	N/A

Price Cap Tariff Review Plan
Verification of Recovered CMT Revenue

Total Jurisdiction
(a)

0
0

0
0

0

0

0

0
0

0

0

0

0

Price Cap Tariff Review Plan
 Calculation of EUCL Limits, PICC Rate and CCL Rates

Total Jurisdiction (a)	No Zone / Zone A (b)	Zone B (c)	Zone C (d)	Zone D (e)	Other Zone (f)
0	0	0	0	0	0
0	0	0	0	0	0
0	0	0	0	0	0
0	0	0	0	0	0
0	N/A	N/A	N/A	N/A	N/A
0	N/A	N/A	N/A	N/A	N/A
0	N/A	N/A	N/A	N/A	N/A
0	N/A	N/A	N/A	N/A	N/A
0	N/A	N/A	N/A	N/A	N/A
0	N/A	N/A	N/A	N/A	N/A
0	N/A	N/A	N/A	N/A	N/A
6.50	N/A	N/A	N/A	N/A	N/A
7.00	N/A	N/A	N/A	N/A	N/A
9.20	N/A	N/A	N/A	N/A	N/A
0.000000	N/A	N/A	N/A	N/A	N/A
1.000000	N/A	N/A	N/A	N/A	N/A
0.000000	N/A	N/A	N/A	N/A	N/A
0.000000	N/A	N/A	N/A	N/A	N/A

Price Cap Tariff Review Plan
Manual Input of EUCL Rates - No PICC or MOU Rates

Total Jurisdiction
(a)

ok
ok
ok

Price Cap Tariff Review Plan
 Calculation of Minimum & Maximum EU Rates

Total Jurisdiction (a)	No Zone / Zone A (b)	Zone B (c)	Zone C (d)	Zone D (e)	Other Zone (f)
	N/A	N/A	N/A	N/A	N/A
	N/A	N/A	N/A	N/A	N/A
	N/A	N/A	N/A	N/A	N/A
N/A					
N/A					
	N/A	N/A	N/A	N/A	N/A
	N/A	N/A	N/A	N/A	N/A
	N/A	N/A	N/A	N/A	N/A
N/A					
	N/A	N/A	N/A	N/A	N/A
	N/A	N/A	N/A	N/A	N/A
	N/A	N/A	N/A	N/A	N/A
	N/A	N/A	N/A	N/A	N/A
	N/A	N/A	N/A	N/A	N/A
	N/A	N/A	N/A	N/A	N/A
N/A					
N/A					
N/A					
	N/A	N/A	N/A	N/A	N/A

Price Cap Tariff Review Plan
Verification of Recovered CMT Revenue

Total Jurisdiction
(a)

0
0

0
0

0

0

0

Agg.Rate 0

Agg.Rate

0

0 ok

0

LEC

FCC

Delta

Flag

0.00 *
0.00 *
0.00 *
0.00 *
0.00 *
0.00 *

0 0 0 *
0 0 0 *
0 0 0 *
0 Agg.Rate 0 *
0 Agg.Rate 0 *
0 0 0 *
0 0 0 *
0 0 0 *
*
*

Price Cap Tariff Review Plan
 Calculation of EUCL Limits, PICC Rate and CCL Rates

Total Jurisdiction (a)	No Zone / Zone A (b)	Zone B (c)	Zone C (d)	Zone D (e)	Other Zone (f)
0	0	0	0	0	0
0	0	0	0	0	0
0	0	0	0	0	0
0	0	0	0	0	0
0	N/A	N/A	N/A	N/A	N/A
0	N/A	N/A	N/A	N/A	N/A
0	N/A	N/A	N/A	N/A	N/A
0	N/A	N/A	N/A	N/A	N/A
0	N/A	N/A	N/A	N/A	N/A
0	N/A	N/A	N/A	N/A	N/A
0	N/A	N/A	N/A	N/A	N/A
6.50	N/A	N/A	N/A	N/A	N/A
7.00	N/A	N/A	N/A	N/A	N/A
9.20	N/A	N/A	N/A	N/A	N/A
0.000000	N/A	N/A	N/A	N/A	N/A
0.000000	N/A	N/A	N/A	N/A	N/A
0.0000	N/A	N/A	N/A	N/A	N/A
0.000000	N/A	N/A	N/A	N/A	N/A

Price Cap Tariff Review Plan
 Calculation of EUCL Limits, PICC Rate and CCL Rates

Total Jurisdiction (a)	No Zone / Zone A (b)	Zone B (c)	Zone C (d)	Zone D (e)	Other Zone (f)
	0	N/A	N/A	N/A	N/A
	0	N/A	N/A	N/A	N/A
	0	N/A	N/A	N/A	N/A
	0	N/A	N/A	N/A	N/A
	0	N/A	N/A	N/A	N/A
	0	N/A	N/A	N/A	N/A
	0	N/A	N/A	N/A	N/A
	0	N/A	N/A	N/A	N/A
	0	N/A	N/A	N/A	N/A
Agg.Rate	N/A	N/A	N/A	N/A	N/A
Agg.Rate	N/A	N/A	N/A	N/A	N/A
Agg.Rate	N/A	N/A	N/A	N/A	N/A
Agg.Rate	N/A	N/A	N/A	N/A	N/A
Agg.Rate	N/A	N/A	N/A	N/A	N/A
Agg.Rate	N/A	N/A	N/A	N/A	N/A
Agg.Rate	N/A	N/A	N/A	N/A	N/A
Agg.Rate	N/A	N/A	N/A	N/A	N/A
Agg.Rate	N/A	N/A	N/A	N/A	N/A
Agg.Rate	N/A	N/A	N/A	N/A	N/A
Agg.Rate	N/A	N/A	N/A	N/A	N/A
Agg.Rate	N/A	N/A	N/A	N/A	N/A
Agg.Rate	N/A	N/A	N/A	N/A	N/A
Agg.Rate	N/A	N/A	N/A	N/A	N/A
Agg.Rate	N/A	N/A	N/A	N/A	N/A
YES	N/A	N/A	N/A	N/A	N/A
NO	N/A	N/A	N/A	N/A	N/A
No	N/A	N/A	N/A	N/A	N/A
	N/A	N/A	N/A	N/A	N/A
	N/A	N/A	N/A	N/A	N/A
	N/A	N/A	N/A	N/A	N/A

Price Cap Tariff Review Plan
Manual Input of EUCL Rates - No PICC or MOU Rates

Total Jurisdiction
(a)

ok
ok
ok

Price Cap Tariff Review Plan
 Calculation of Minimum & Maximum EU Rates

Total Jurisdiction (a)	No Zone / Zone A (b)	Zone B (c)	Zone C (d)	Zone D (e)	Other Zone (f)
	N/A	N/A	N/A	N/A	N/A
	N/A	N/A	N/A	N/A	N/A
	N/A	N/A	N/A	N/A	N/A
N/A					
N/A					
	N/A	N/A	N/A	N/A	N/A
	N/A	N/A	N/A	N/A	N/A
	N/A	N/A	N/A	N/A	N/A
N/A					
	N/A	N/A	N/A	N/A	N/A
	N/A	N/A	N/A	N/A	N/A
	N/A	N/A	N/A	N/A	N/A
	N/A	N/A	N/A	N/A	N/A
	N/A	N/A	N/A	N/A	N/A
N/A					
N/A					
N/A					
	N/A	N/A	N/A	N/A	N/A

Price Cap Tariff Review Plan
Allocation of Pool Revenues to MLB PICC & MLB EUCL

Total Jurisdiction (a)	No Zone / Zone A (b)	Zone B (c)	Zone C (d)	Zone D (e)	Other Zone (f)
	N/A	N/A	N/A	N/A	N/A
	N/A	N/A	N/A	N/A	N/A
	N/A	N/A	N/A	N/A	N/A
	N/A	N/A	N/A	N/A	N/A
	N/A	N/A	N/A	N/A	N/A
	N/A	N/A	N/A	N/A	N/A
	N/A	N/A	N/A	N/A	N/A
	N/A	N/A	N/A	N/A	N/A
	N/A	N/A	N/A	N/A	N/A
	N/A	N/A	N/A	N/A	N/A
	N/A	N/A	N/A	N/A	N/A
	N/A	N/A	N/A	N/A	N/A
	N/A	N/A	N/A	N/A	N/A
N/A					
N/A					
	N/A	N/A	N/A	N/A	N/A

Price Cap Tariff Review Plan
Verification of Recovered CMT Revenue

Total Jurisdiction
(a)

0
0

0
0

0

0

0

Agg.Rate 0

Agg.Rate

0

0 ok

0

LEC

FCC

Delta

Flag

0.00 *
0.00 *
0.00 *
0.00 *
0.00 *
0.00 *

0 0 0 *
0 0 0 *
0 0 0 *
0 Agg.Rate 0 *
0 Agg.Rate 0 *
0 0 0 *
0 0 0 *
0 0 0 *
*
*

Price Cap Tariff Review Plan
 Calculation of EUCL Limits, PICC Rate and CCL Rates

Total Jurisdiction (a)	No Zone / Zone A (b)	Zone B (c)	Zone C (d)	Zone D (e)	Other Zone * (f)
0	0	0	0	0	0
0	0	0	0	0	0
0	0	0	0	0	0
0	0	0	0	0	0
0	N/A	N/A	N/A	N/A	N/A
0	N/A	N/A	N/A	N/A	N/A
0	N/A	N/A	N/A	N/A	N/A
0	N/A	N/A	N/A	N/A	N/A
0	N/A	N/A	N/A	N/A	N/A
0	N/A	N/A	N/A	N/A	N/A
0	N/A	N/A	N/A	N/A	N/A
6.50	N/A	N/A	N/A	N/A	N/A
7.00	N/A	N/A	N/A	N/A	N/A
9.20	N/A	N/A	N/A	N/A	N/A
0.000000	N/A	N/A	N/A	N/A	N/A
1.000000	N/A	N/A	N/A	N/A	N/A
1.000000	N/A	N/A	N/A	N/A	N/A
0.000000	N/A	N/A	N/A	N/A	N/A

Price Cap Tariff Review Plan
 Calculation of EUCL Limits, PICC Rate and CCL Rates

Total Jurisdiction (a)	No Zone / Zone A (b)	Zone B (c)	Zone C (d)	Zone D (e)	Other Zone * (f)
0	N/A	N/A	N/A	N/A	N/A
0	N/A	N/A	N/A	N/A	N/A
0	N/A	N/A	N/A	N/A	N/A
0	N/A	N/A	N/A	N/A	N/A
0	N/A	N/A	N/A	N/A	N/A
0	N/A	N/A	N/A	N/A	N/A
0	N/A	N/A	N/A	N/A	N/A
0	N/A	N/A	N/A	N/A	N/A
0	N/A	N/A	N/A	N/A	N/A
0	N/A	N/A	N/A	N/A	N/A
0	N/A	N/A	N/A	N/A	N/A
0	N/A	N/A	N/A	N/A	N/A
0.000000	N/A	N/A	N/A	N/A	N/A
0	N/A	N/A	N/A	N/A	N/A
0.000000	N/A	N/A	N/A	N/A	N/A
0.000000	N/A	N/A	N/A	N/A	N/A
0	N/A	N/A	N/A	N/A	N/A
0	N/A	N/A	N/A	N/A	N/A
0	N/A	N/A	N/A	N/A	N/A
0.000000	N/A	N/A	N/A	N/A	N/A
0.000000	N/A	N/A	N/A	N/A	N/A
0	N/A	N/A	N/A	N/A	N/A
0.000000	N/A	N/A	N/A	N/A	N/A
0.000000	N/A	N/A	N/A	N/A	N/A
0	N/A	N/A	N/A	N/A	N/A
0	N/A	N/A	N/A	N/A	N/A
0	N/A	N/A	N/A	N/A	N/A
Yes	N/A	N/A	N/A	N/A	N/A
No	N/A	N/A	N/A	N/A	N/A
No	N/A	N/A	N/A	N/A	N/A
N/A	N/A	N/A	N/A	N/A	N/A
N/A	N/A	N/A	N/A	N/A	N/A
N/A	N/A	N/A	N/A	N/A	N/A

Price Cap Tariff Review Plan
Manual Input of EUCL Rates - No PICC or MOU Rates

Total Jurisdiction
(a)

0

0

0

0.00

0.00

0.00

0.00

0.00

0.00

0

0

0

0

0

Price Cap Tariff Review Plan
 Calculation of Minimum & Maximum EU Rates

Total Jurisdiction (a)	No Zone / Zone A (b)	Zone B (c)	Zone C (d)	Zone D (e)	Other Zone * (f)
CAP2	N/A	N/A	N/A	N/A	N/A
CAP2	N/A	N/A	N/A	N/A	N/A
CAP2	N/A	N/A	N/A	N/A	N/A
CAP2	CAP2	CAP2	CAP2	CAP2	CAP2
N/A	CAP2	CAP2	CAP2	CAP2	CAP2
N/A	CAP2	CAP2	CAP2	CAP2	CAP2
CAP2	CAP2	CAP2	CAP2	CAP2	CAP2
CAP2	N/A	N/A	N/A	N/A	N/A
CAP2	N/A	N/A	N/A	N/A	N/A
CAP2	CAP2	CAP2	CAP2	CAP2	CAP2
CAP2	N/A	N/A	N/A	N/A	N/A
N/A	CAP2	CAP2	CAP2	CAP2	CAP2
CAP2	N/A	N/A	N/A	N/A	N/A
CAP2	N/A	N/A	N/A	N/A	N/A
CAP2	CAP2	CAP2	CAP2	CAP2	CAP2
CAP2	N/A	N/A	N/A	N/A	N/A
CAP2	N/A	N/A	N/A	N/A	N/A
CAP2	N/A	N/A	N/A	N/A	N/A
CAP2	N/A	N/A	N/A	N/A	N/A
CAP2	N/A	N/A	N/A	N/A	N/A
N/A	CAP2	CAP2	CAP2	CAP2	CAP2
N/A	CAP2	CAP2	CAP2	CAP2	CAP2
N/A	CAP2	CAP2	CAP2	CAP2	CAP2
CAP2	CAP2	CAP2	CAP2	CAP2	CAP2
CAP2	CAP2	CAP2	CAP2	CAP2	CAP2
CAP2	CAP2	CAP2	CAP2	CAP2	CAP2
CAP2	CAP2	CAP2	CAP2	CAP2	CAP2
CAP2	N/A	N/A	N/A	N/A	N/A

Price Cap Tariff Review Plan
Verification of Recovered CMT Revenue

Total Jurisdiction
(a)

0
0

0
0

0

0

0

0
0

0

0

0

0

Price Cap Tariff Review Plan
 Calculation of EUCL Limits, PICC Rate and CCL Rates

Total Jurisdiction (a)	No Zone / Zone A (b)	Zone B (c)	Zone C (d)	Zone D (e)	Other Zone * (f)
0	0	0	0	0	0
0	0	0	0	0	0
0	0	0	0	0	0
0	0	0	0	0	0
0	N/A	N/A	N/A	N/A	N/A
0	N/A	N/A	N/A	N/A	N/A
0	N/A	N/A	N/A	N/A	N/A
0	N/A	N/A	N/A	N/A	N/A
0	N/A	N/A	N/A	N/A	N/A
0	N/A	N/A	N/A	N/A	N/A
0	N/A	N/A	N/A	N/A	N/A
6.50	N/A	N/A	N/A	N/A	N/A
7.00	N/A	N/A	N/A	N/A	N/A
9.20	N/A	N/A	N/A	N/A	N/A
0.000000	N/A	N/A	N/A	N/A	N/A
0.000000	N/A	N/A	N/A	N/A	N/A
0.000000	N/A	N/A	N/A	N/A	N/A
0.000000	N/A	N/A	N/A	N/A	N/A

Price Cap Tariff Review Plan
Manual Input of EUCL Rates - No PICC or MOU Rates

Total Jurisdiction
(a)

0
0
0

0.00
0.00
0.00

0.00
0.00
0.00

0
0
0
0

0

Price Cap Tariff Review Plan
 Calculation of Minimum & Maximum EU Rates

	Total Jurisdiction (a)	No Zone / Zone A (b)	Zone B (c)	Zone C (d)	Zone D (e)	Other Zone * (f)
	0	N/A	N/A	N/A	N/A	N/A
	0	N/A	N/A	N/A	N/A	N/A
	0	N/A	N/A	N/A	N/A	N/A
	0	0	0	0	0	0
N/A		0.00	0.00	0.00	0.00	0.00
N/A		0.00	0.00	0.00	0.00	0.00
	0	0	0	0	0	0
	0	N/A	N/A	N/A	N/A	N/A
	0	N/A	N/A	N/A	N/A	N/A
	0	0	0	0	0	0
	0	N/A	N/A	N/A	N/A	N/A
N/A		0	0	0	0	0
	0	N/A	N/A	N/A	N/A	N/A
	0	N/A	N/A	N/A	N/A	N/A
	0	0	0	0	0	0
	0	N/A	N/A	N/A	N/A	N/A
	0	N/A	N/A	N/A	N/A	N/A
	0	N/A	N/A	N/A	N/A	N/A
	0	N/A	N/A	N/A	N/A	N/A
	0	N/A	N/A	N/A	N/A	N/A
N/A		0.00	0.00	0.00	0.00	0.00
N/A		0.00	0.00	0.00	0.00	0.00
N/A		0.00	0.00	0.00	0.00	0.00
	0	0	0	0	0	0
	0	0	0	0	0	0
	0	0	0	0	0	0
	0	0	0	0	0	0
	0	N/A	N/A	N/A	N/A	N/A

Price Cap Tariff Review Plan
Allocation of Pool Revenues to MLB PICC & MLB EUCL

Total Jurisdiction (a)	No Zone / Zone A (b)	Zone B (c)	Zone C (d)	Zone D (e)	Other Zone * (f)
No Pooling	N/A	N/A	N/A	N/A	N/A
No Pooling	N/A	N/A	N/A	N/A	N/A
No Pooling	N/A	N/A	N/A	N/A	N/A
No Pooling	N/A	N/A	N/A	N/A	N/A
No Pooling	N/A	N/A	N/A	N/A	N/A
No Pooling	N/A	N/A	N/A	N/A	N/A
No Pooling	N/A	N/A	N/A	N/A	N/A
No Pooling	N/A	N/A	N/A	N/A	N/A
No Pooling	N/A	N/A	N/A	N/A	N/A
No Pooling	N/A	N/A	N/A	N/A	N/A
No Pooling	N/A	N/A	N/A	N/A	N/A
No Pooling	N/A	N/A	N/A	N/A	N/A
No Pooling	N/A	N/A	N/A	N/A	N/A
No Pooling	N/A	N/A	N/A	N/A	N/A
No Pooling	N/A	N/A	N/A	N/A	N/A
No Pooling	No Pooling	No Pooling	No Pooling	No Pooling	No Pooling
N/A	No Pooling	No Pooling	No Pooling	No Pooling	No Pooling
No Pooling	No Pooling	No Pooling	No Pooling	No Pooling	No Pooling
No Pooling	No Pooling	No Pooling	No Pooling	No Pooling	No Pooling
N/A	No Pooling	No Pooling	No Pooling	No Pooling	No Pooling
No Pooling	No Pooling	No Pooling	No Pooling	No Pooling	No Pooling
No Pooling	N/A	N/A	N/A	N/A	N/A

Price Cap Tariff Review Plan
Verification of Recovered CMT Revenue

Total Jurisdiction
(a)

0
0

0
0

0

0

0

0
0

0

0

0

0

Price Cap Tariff Review Plan
 Calculation of EUCL Limits, PICC Rate and CCL Rates

Total Jurisdiction (a)	No Zone / Zone A (b)	Zone B (c)	Zone C (d)	Zone D (e)	Other Zone (f)
0	0	0	0	0	0
0	0	0	0	0	0
0	0	0	0	0	0
0	0	0	0	0	0
0	N/A	N/A	N/A	N/A	N/A
0	N/A	N/A	N/A	N/A	N/A
0	N/A	N/A	N/A	N/A	N/A
0	N/A	N/A	N/A	N/A	N/A
0	N/A	N/A	N/A	N/A	N/A
0	N/A	N/A	N/A	N/A	N/A
0	N/A	N/A	N/A	N/A	N/A
6.50	N/A	N/A	N/A	N/A	N/A
7.00	N/A	N/A	N/A	N/A	N/A
9.20	N/A	N/A	N/A	N/A	N/A
0.000000	N/A	N/A	N/A	N/A	N/A
1.000000	N/A	N/A	N/A	N/A	N/A
0.000000	N/A	N/A	N/A	N/A	N/A
0.000000	N/A	N/A	N/A	N/A	N/A

Price Cap Tariff Review Plan
Manual Input of EUCL Rates - No PICC or MOU Rates

Total Jurisdiction
(a)

ok
ok
ok

Price Cap Tariff Review Plan
 Calculation of Minimum & Maximum EU Rates

Total Jurisdiction (a)	No Zone / Zone A (b)	Zone B (c)	Zone C (d)	Zone D (e)	Other Zone (f)
	N/A	N/A	N/A	N/A	N/A
	N/A	N/A	N/A	N/A	N/A
	N/A	N/A	N/A	N/A	N/A
N/A					
N/A					
	N/A	N/A	N/A	N/A	N/A
	N/A	N/A	N/A	N/A	N/A
	N/A	N/A	N/A	N/A	N/A
N/A					
	N/A	N/A	N/A	N/A	N/A
	N/A	N/A	N/A	N/A	N/A
	N/A	N/A	N/A	N/A	N/A
	N/A	N/A	N/A	N/A	N/A
	N/A	N/A	N/A	N/A	N/A
N/A					
N/A					
N/A					
	N/A	N/A	N/A	N/A	N/A

Price Cap Tariff Review Plan
Allocation of Pool Revenues to MLB PICC & MLB EUCL

Total Jurisdiction (a)	No Zone / Zone A (b)	Zone B (c)	Zone C (d)	Zone D (e)	Other Zone (f)
	N/A	N/A	N/A	N/A	N/A
	N/A	N/A	N/A	N/A	N/A
	N/A	N/A	N/A	N/A	N/A
	N/A	N/A	N/A	N/A	N/A
	N/A	N/A	N/A	N/A	N/A
	N/A	N/A	N/A	N/A	N/A
	N/A	N/A	N/A	N/A	N/A
	N/A	N/A	N/A	N/A	N/A
	N/A	N/A	N/A	N/A	N/A
	N/A	N/A	N/A	N/A	N/A
	N/A	N/A	N/A	N/A	N/A
	N/A	N/A	N/A	N/A	N/A
N/A					
N/A					
	N/A	N/A	N/A	N/A	N/A

Price Cap Tariff Review Plan
Verification of Recovered CMT Revenue

Total Jurisdiction
(a)

0
0

0
0

0

0

0

Agg.Rate 0

Agg.Rate

0

0 ok

0

LEC

FCC

Delta

Flag

0.00 *
0.00 *
0.00 *
0.00 *
0.00 *
0.00 *

0 0 0 *
0 0 0 *
0 0 0 *
0 Agg.Rate 0 *
0 Agg.Rate 0 *
0 0 0 *
0 0 0 *
0 0 0 *
*
*

Price Cap Tariff Review Plan
 Calculation of EUCL Limits, PICC Rate and CCL Rates

Total Jurisdiction (a)	No Zone / Zone A (b)	Zone B (c)	Zone C (d)	Zone D (e)	Other Zone (f)
0	0	0	0	0	0
0	0	0	0	0	0
0	0	0	0	0	0
0	0	0	0	0	0
0	N/A	N/A	N/A	N/A	N/A
0	N/A	N/A	N/A	N/A	N/A
0	N/A	N/A	N/A	N/A	N/A
0	N/A	N/A	N/A	N/A	N/A
0	N/A	N/A	N/A	N/A	N/A
0	N/A	N/A	N/A	N/A	N/A
0	N/A	N/A	N/A	N/A	N/A
6.50	N/A	N/A	N/A	N/A	N/A
7.00	N/A	N/A	N/A	N/A	N/A
9.20	N/A	N/A	N/A	N/A	N/A
0.000000	N/A	N/A	N/A	N/A	N/A
0.000000	N/A	N/A	N/A	N/A	N/A
0.0000	N/A	N/A	N/A	N/A	N/A
0.000000	N/A	N/A	N/A	N/A	N/A

Price Cap Tariff Review Plan
Manual Input of EUCL Rates - No PICC or MOU Rates

Total Jurisdiction
(a)

ok
ok
ok

Price Cap Tariff Review Plan
 Calculation of Minimum & Maximum EU Rates

Total Jurisdiction (a)	No Zone / Zone A (b)	Zone B (c)	Zone C (d)	Zone D (e)	Other Zone (f)
	N/A	N/A	N/A	N/A	N/A
	N/A	N/A	N/A	N/A	N/A
	N/A	N/A	N/A	N/A	N/A
N/A					
N/A					
	N/A	N/A	N/A	N/A	N/A
	N/A	N/A	N/A	N/A	N/A
	N/A	N/A	N/A	N/A	N/A
N/A					
	N/A	N/A	N/A	N/A	N/A
	N/A	N/A	N/A	N/A	N/A
	N/A	N/A	N/A	N/A	N/A
	N/A	N/A	N/A	N/A	N/A
	N/A	N/A	N/A	N/A	N/A
N/A					
N/A					
N/A					
	N/A	N/A	N/A	N/A	N/A

Price Cap Tariff Review Plan
Allocation of Pool Revenues to MLB PICC & MLB EUCL

Total Jurisdiction (a)	No Zone / Zone A (b)	Zone B (c)	Zone C (d)	Zone D (e)	Other Zone (f)
	N/A N/A	N/A N/A	N/A N/A	N/A N/A	N/A N/A
	N/A N/A	N/A N/A	N/A N/A	N/A N/A	N/A N/A
	N/A N/A N/A N/A	N/A N/A N/A N/A	N/A N/A N/A N/A	N/A N/A N/A N/A	N/A N/A N/A N/A
	N/A	N/A	N/A	N/A	N/A
	N/A N/A N/A N/A N/A N/A	N/A N/A N/A N/A N/A N/A	N/A N/A N/A N/A N/A N/A	N/A N/A N/A N/A N/A N/A	N/A N/A N/A N/A N/A N/A
N/A					
N/A					
	N/A	N/A	N/A	N/A	N/A

Price Cap Tariff Review Plan
Verification of Recovered CMT Revenue

Total Jurisdiction
(a)

0
0

0
0

0

0

0

Agg.Rate 0

Agg.Rate

0

0 ok

0

LEC

FCC

Delta

Flag

0.00 *
0.00 *
0.00 *
0.00 *
0.00 *
0.00 *

0 0 0 *
0 0 0 *
0 0 0 *
0 Agg.Rate 0 *
0 Agg.Rate 0 *
0 0 0 *
0 0 0 *
0 0 0 *
*
*

Price Cap Tariff Review Plan
 Calculation of EUCL Limits, PICC Rate and CCL Rates

Total Jurisdiction (a)	No Zone / Zone A (b)	Zone B (c)	Zone C (d)	Zone D (e)	Other Zone * (f)
0	0	0	0	0	0
0	0	0	0	0	0
0	0	0	0	0	0
0	0	0	0	0	0
0	N/A	N/A	N/A	N/A	N/A
0	N/A	N/A	N/A	N/A	N/A
0	N/A	N/A	N/A	N/A	N/A
0	N/A	N/A	N/A	N/A	N/A
0	N/A	N/A	N/A	N/A	N/A
0	N/A	N/A	N/A	N/A	N/A
0	N/A	N/A	N/A	N/A	N/A
6.50	N/A	N/A	N/A	N/A	N/A
7.00	N/A	N/A	N/A	N/A	N/A
9.20	N/A	N/A	N/A	N/A	N/A
0.000000	N/A	N/A	N/A	N/A	N/A
1.000000	N/A	N/A	N/A	N/A	N/A
1.000000	N/A	N/A	N/A	N/A	N/A
0.000000	N/A	N/A	N/A	N/A	N/A

Price Cap Tariff Review Plan
 Calculation of EUCL Limits, PICC Rate and CCL Rates

Total Jurisdiction (a)	No Zone / Zone A (b)	Zone B (c)	Zone C (d)	Zone D (e)	Other Zone * (f)
0	N/A	N/A	N/A	N/A	N/A
0	N/A	N/A	N/A	N/A	N/A
0	N/A	N/A	N/A	N/A	N/A
0	N/A	N/A	N/A	N/A	N/A
0	N/A	N/A	N/A	N/A	N/A
0	N/A	N/A	N/A	N/A	N/A
0	N/A	N/A	N/A	N/A	N/A
0	N/A	N/A	N/A	N/A	N/A
0	N/A	N/A	N/A	N/A	N/A
0	N/A	N/A	N/A	N/A	N/A
0.000000	N/A	N/A	N/A	N/A	N/A
0	N/A	N/A	N/A	N/A	N/A
0.000000	N/A	N/A	N/A	N/A	N/A
0.000000	N/A	N/A	N/A	N/A	N/A
0	N/A	N/A	N/A	N/A	N/A
0	N/A	N/A	N/A	N/A	N/A
0	N/A	N/A	N/A	N/A	N/A
0.000000	N/A	N/A	N/A	N/A	N/A
0.000000	N/A	N/A	N/A	N/A	N/A
0	N/A	N/A	N/A	N/A	N/A
0.000000	N/A	N/A	N/A	N/A	N/A
0.000000	N/A	N/A	N/A	N/A	N/A
0	N/A	N/A	N/A	N/A	N/A
0	N/A	N/A	N/A	N/A	N/A
0	N/A	N/A	N/A	N/A	N/A
Yes	N/A	N/A	N/A	N/A	N/A
No	N/A	N/A	N/A	N/A	N/A
No	N/A	N/A	N/A	N/A	N/A
	N/A	N/A	N/A	N/A	N/A
	N/A	N/A	N/A	N/A	N/A
	N/A	N/A	N/A	N/A	N/A
	N/A	N/A	N/A	N/A	N/A

Price Cap Tariff Review Plan
Manual Input of EUCL Rates - No PICC or MOU Rates

Total Jurisdiction
(a)

0
0
0

0.00
0.00
0.00

0.00
0.00
0.00

0
0
0
0

0

Price Cap Tariff Review Plan
 Calculation of Minimum & Maximum EU Rates

Total Jurisdiction (a)	No Zone / Zone A (b)	Zone B (c)	Zone C (d)	Zone D (e)	Other Zone * (f)
CAP2	N/A	N/A	N/A	N/A	N/A
CAP2	N/A	N/A	N/A	N/A	N/A
CAP2	N/A	N/A	N/A	N/A	N/A
CAP2	CAP2	CAP2	CAP2	CAP2	CAP2
N/A	CAP2	CAP2	CAP2	CAP2	CAP2
N/A	CAP2	CAP2	CAP2	CAP2	CAP2
CAP2	CAP2	CAP2	CAP2	CAP2	CAP2
CAP2	N/A	N/A	N/A	N/A	N/A
CAP2	N/A	N/A	N/A	N/A	N/A
CAP2	CAP2	CAP2	CAP2	CAP2	CAP2
CAP2	N/A	N/A	N/A	N/A	N/A
N/A	CAP2	CAP2	CAP2	CAP2	CAP2
CAP2	N/A	N/A	N/A	N/A	N/A
CAP2	N/A	N/A	N/A	N/A	N/A
CAP2	CAP2	CAP2	CAP2	CAP2	CAP2
CAP2	N/A	N/A	N/A	N/A	N/A
CAP2	N/A	N/A	N/A	N/A	N/A
CAP2	N/A	N/A	N/A	N/A	N/A
CAP2	N/A	N/A	N/A	N/A	N/A
CAP2	N/A	N/A	N/A	N/A	N/A
N/A	CAP2	CAP2	CAP2	CAP2	CAP2
N/A	CAP2	CAP2	CAP2	CAP2	CAP2
N/A	CAP2	CAP2	CAP2	CAP2	CAP2
CAP2	CAP2	CAP2	CAP2	CAP2	CAP2
CAP2	CAP2	CAP2	CAP2	CAP2	CAP2
CAP2	CAP2	CAP2	CAP2	CAP2	CAP2
CAP2	CAP2	CAP2	CAP2	CAP2	CAP2
CAP2	N/A	N/A	N/A	N/A	N/A

Price Cap Tariff Review Plan
Allocation of Pool Revenues to MLB PICC & MLB EUCL

Total Jurisdiction (a)	No Zone / Zone A (b)	Zone B (c)	Zone C (d)	Zone D (e)	Other Zone * (f)
No Pooling	N/A	N/A	N/A	N/A	N/A
No Pooling	N/A	N/A	N/A	N/A	N/A
No Pooling	N/A	N/A	N/A	N/A	N/A
No Pooling	N/A	N/A	N/A	N/A	N/A
No Pooling	N/A	N/A	N/A	N/A	N/A
No Pooling	N/A	N/A	N/A	N/A	N/A
No Pooling	N/A	N/A	N/A	N/A	N/A
No Pooling	N/A	N/A	N/A	N/A	N/A
No Pooling	N/A	N/A	N/A	N/A	N/A
No Pooling	N/A	N/A	N/A	N/A	N/A
No Pooling	N/A	N/A	N/A	N/A	N/A
No Pooling	N/A	N/A	N/A	N/A	N/A
No Pooling	N/A	N/A	N/A	N/A	N/A
No Pooling	N/A	N/A	N/A	N/A	N/A
No Pooling	No Pooling	No Pooling	No Pooling	No Pooling	No Pooling
N/A	No Pooling	No Pooling	No Pooling	No Pooling	No Pooling
No Pooling	No Pooling	No Pooling	No Pooling	No Pooling	No Pooling
No Pooling	No Pooling	No Pooling	No Pooling	No Pooling	No Pooling
N/A	No Pooling	No Pooling	No Pooling	No Pooling	No Pooling
No Pooling	No Pooling	No Pooling	No Pooling	No Pooling	No Pooling
No Pooling	N/A	N/A	N/A	N/A	N/A

Price Cap Tariff Review Plan
Verification of Recovered CMT Revenue

Total Jurisdiction
(a)

0
0

0
0

0

0

0

0
0

0

0

0

0

Price Cap Tariff Review Plan
 Calculation of EUCL Limits, PICC Rate and CCL Rates

Total Jurisdiction (a)	No Zone / Zone A (b)	Zone B (c)	Zone C (d)	Zone D (e)	Other Zone * (f)
0	0	0	0	0	0
0	0	0	0	0	0
0	0	0	0	0	0
0	0	0	0	0	0
0	N/A	N/A	N/A	N/A	N/A
0	N/A	N/A	N/A	N/A	N/A
0	N/A	N/A	N/A	N/A	N/A
0	N/A	N/A	N/A	N/A	N/A
0	N/A	N/A	N/A	N/A	N/A
0	N/A	N/A	N/A	N/A	N/A
0	N/A	N/A	N/A	N/A	N/A
6.50	N/A	N/A	N/A	N/A	N/A
7.00	N/A	N/A	N/A	N/A	N/A
9.20	N/A	N/A	N/A	N/A	N/A
0.000000	N/A	N/A	N/A	N/A	N/A
0.000000	N/A	N/A	N/A	N/A	N/A
0.000000	N/A	N/A	N/A	N/A	N/A
0.000000	N/A	N/A	N/A	N/A	N/A

Price Cap Tariff Review Plan
 Calculation of EUCL Limits, PICC Rate and CCL Rates

Total Jurisdiction (a)	No Zone / Zone A (b)	Zone B (c)	Zone C (d)	Zone D (e)	Other Zone * (f)
0	N/A	N/A	N/A	N/A	N/A
0	N/A	N/A	N/A	N/A	N/A
0	N/A	N/A	N/A	N/A	N/A
0	N/A	N/A	N/A	N/A	N/A
0	N/A	N/A	N/A	N/A	N/A
0	N/A	N/A	N/A	N/A	N/A
0	N/A	N/A	N/A	N/A	N/A
0	N/A	N/A	N/A	N/A	N/A
0	N/A	N/A	N/A	N/A	N/A
0	N/A	N/A	N/A	N/A	N/A
0	N/A	N/A	N/A	N/A	N/A
0	N/A	N/A	N/A	N/A	N/A
0.000000	N/A	N/A	N/A	N/A	N/A
0	N/A	N/A	N/A	N/A	N/A
0.000000	N/A	N/A	N/A	N/A	N/A
0.000000	N/A	N/A	N/A	N/A	N/A
0	N/A	N/A	N/A	N/A	N/A
0	N/A	N/A	N/A	N/A	N/A
0	N/A	N/A	N/A	N/A	N/A
0.000000	N/A	N/A	N/A	N/A	N/A
0.000000	N/A	N/A	N/A	N/A	N/A
0	N/A	N/A	N/A	N/A	N/A
0.000000	N/A	N/A	N/A	N/A	N/A
0.000000	N/A	N/A	N/A	N/A	N/A
0	N/A	N/A	N/A	N/A	N/A
0	N/A	N/A	N/A	N/A	N/A
0	N/A	N/A	N/A	N/A	N/A
YES	N/A	N/A	N/A	N/A	N/A
No	N/A	N/A	N/A	N/A	N/A
No	N/A	N/A	N/A	N/A	N/A
N/A	N/A	N/A	N/A	N/A	N/A
N/A	N/A	N/A	N/A	N/A	N/A
N/A	N/A	N/A	N/A	N/A	N/A

Price Cap Tariff Review Plan
Manual Input of EUCL Rates - No PICC or MOU Rates

Total Jurisdiction
(a)

0

0

0

0.00

0.00

0.00

0.00

0.00

0.00

0

0

0

0

0

Price Cap Tariff Review Plan
 Calculation of Minimum & Maximum EU Rates

	Total Jurisdiction (a)	No Zone / Zone A (b)	Zone B (c)	Zone C (d)	Zone D (e)	Other Zone * (f)
	0	N/A	N/A	N/A	N/A	N/A
	0	N/A	N/A	N/A	N/A	N/A
	0	N/A	N/A	N/A	N/A	N/A
	0	0	0	0	0	0
N/A		0.00	0.00	0.00	0.00	0.00
N/A		0.00	0.00	0.00	0.00	0.00
	0	0	0	0	0	0
	0	N/A	N/A	N/A	N/A	N/A
	0	N/A	N/A	N/A	N/A	N/A
	0	0	0	0	0	0
	0	N/A	N/A	N/A	N/A	N/A
N/A		0	0	0	0	0
	0	N/A	N/A	N/A	N/A	N/A
	0	N/A	N/A	N/A	N/A	N/A
	0	0	0	0	0	0
	0	N/A	N/A	N/A	N/A	N/A
	0	N/A	N/A	N/A	N/A	N/A
	0	N/A	N/A	N/A	N/A	N/A
	0	N/A	N/A	N/A	N/A	N/A
	0	N/A	N/A	N/A	N/A	N/A
N/A		0.00	0.00	0.00	0.00	0.00
N/A		0.00	0.00	0.00	0.00	0.00
N/A		0.00	0.00	0.00	0.00	0.00
	0	0	0	0	0	0
	0	0	0	0	0	0
	0	0	0	0	0	0
	0	0	0	0	0	0
	0	N/A	N/A	N/A	N/A	N/A

Price Cap Tariff Review Plan
Allocation of Pool Revenues to MLB PICC & MLB EUCL

Total Jurisdiction (a)	No Zone / Zone A (b)	Zone B (c)	Zone C (d)	Zone D (e)	Other Zone * (f)
No Pooling	N/A	N/A	N/A	N/A	N/A
No Pooling	N/A	N/A	N/A	N/A	N/A
No Pooling	N/A	N/A	N/A	N/A	N/A
No Pooling	N/A	N/A	N/A	N/A	N/A
No Pooling	N/A	N/A	N/A	N/A	N/A
No Pooling	N/A	N/A	N/A	N/A	N/A
No Pooling	N/A	N/A	N/A	N/A	N/A
No Pooling	N/A	N/A	N/A	N/A	N/A
No Pooling	N/A	N/A	N/A	N/A	N/A
No Pooling	N/A	N/A	N/A	N/A	N/A
No Pooling	N/A	N/A	N/A	N/A	N/A
No Pooling	N/A	N/A	N/A	N/A	N/A
No Pooling	N/A	N/A	N/A	N/A	N/A
No Pooling	N/A	N/A	N/A	N/A	N/A
No Pooling	N/A	N/A	N/A	N/A	N/A
No Pooling	N/A	N/A	N/A	N/A	N/A
No Pooling	No Pooling	No Pooling	No Pooling	No Pooling	No Pooling
N/A	No Pooling	No Pooling	No Pooling	No Pooling	No Pooling
No Pooling	No Pooling	No Pooling	No Pooling	No Pooling	No Pooling
No Pooling	No Pooling	No Pooling	No Pooling	No Pooling	No Pooling
N/A	No Pooling	No Pooling	No Pooling	No Pooling	No Pooling
No Pooling	No Pooling	No Pooling	No Pooling	No Pooling	No Pooling
No Pooling	N/A	N/A	N/A	N/A	N/A

Price Cap Tariff Review Plan
Verification of Recovered CMT Revenue

Total Jurisdiction
(a)

0
0

0
0

0

0

0

0
0

0

0

0

0

Price Cap Tariff Review Plan
 Calculation of EUCL Limits, PICC Rate and CCL Rates

Total Jurisdiction (a)	No Zone / Zone A (b)	Zone B (c)	Zone C (d)	Zone D (e)	Other Zone (f)
0	0	0	0	0	0
0	0	0	0	0	0
0	0	0	0	0	0
0	0	0	0	0	0
0	N/A	N/A	N/A	N/A	N/A
0	N/A	N/A	N/A	N/A	N/A
0	N/A	N/A	N/A	N/A	N/A
0	N/A	N/A	N/A	N/A	N/A
0	N/A	N/A	N/A	N/A	N/A
0	N/A	N/A	N/A	N/A	N/A
0	N/A	N/A	N/A	N/A	N/A
6.50	N/A	N/A	N/A	N/A	N/A
7.00	N/A	N/A	N/A	N/A	N/A
9.20	N/A	N/A	N/A	N/A	N/A
0.000000	N/A	N/A	N/A	N/A	N/A
1.000000	N/A	N/A	N/A	N/A	N/A
0.000000	N/A	N/A	N/A	N/A	N/A
0.000000	N/A	N/A	N/A	N/A	N/A

Price Cap Tariff Review Plan
Manual Input of EUCL Rates - No PICC or MOU Rates

Total Jurisdiction
(a)

ok
ok
ok

Price Cap Tariff Review Plan
 Calculation of Minimum & Maximum EU Rates

Total Jurisdiction (a)	No Zone / Zone A (b)	Zone B (c)	Zone C (d)	Zone D (e)	Other Zone (f)
	N/A	N/A	N/A	N/A	N/A
	N/A	N/A	N/A	N/A	N/A
	N/A	N/A	N/A	N/A	N/A
N/A					
N/A					
	N/A	N/A	N/A	N/A	N/A
	N/A	N/A	N/A	N/A	N/A
	N/A	N/A	N/A	N/A	N/A
N/A					
	N/A	N/A	N/A	N/A	N/A
	N/A	N/A	N/A	N/A	N/A
	N/A	N/A	N/A	N/A	N/A
	N/A	N/A	N/A	N/A	N/A
	N/A	N/A	N/A	N/A	N/A
N/A					
N/A					
N/A					
	N/A	N/A	N/A	N/A	N/A

Price Cap Tariff Review Plan
Allocation of Pool Revenues to MLB PICC & MLB EUCL

Total Jurisdiction (a)	No Zone / Zone A (b)	Zone B (c)	Zone C (d)	Zone D (e)	Other Zone (f)
	N/A	N/A	N/A	N/A	N/A
	N/A	N/A	N/A	N/A	N/A
	N/A	N/A	N/A	N/A	N/A
	N/A	N/A	N/A	N/A	N/A
	N/A	N/A	N/A	N/A	N/A
	N/A	N/A	N/A	N/A	N/A
	N/A	N/A	N/A	N/A	N/A
	N/A	N/A	N/A	N/A	N/A
	N/A	N/A	N/A	N/A	N/A
	N/A	N/A	N/A	N/A	N/A
	N/A	N/A	N/A	N/A	N/A
	N/A	N/A	N/A	N/A	N/A
N/A					
N/A					
	N/A	N/A	N/A	N/A	N/A

Price Cap Tariff Review Plan
Verification of Recovered CMT Revenue

Total Jurisdiction
(a)

0
0

0
0

0

0

0

Agg.Rate 0

Agg.Rate

0

0 ok

0

LEC

FCC

Delta

Flag

0.00 *
0.00 *
0.00 *
0.00 *
0.00 *
0.00 *

0 0 0 *
0 0 0 *
0 0 0 *
0 Agg.Rate 0 *
0 Agg.Rate 0 *
0 0 0 *
0 0 0 *
0 0 0 *
*
*

Price Cap Tariff Review Plan
 Calculation of EUCL Limits, PICC Rate and CCL Rates

Total Jurisdiction (a)	No Zone / Zone A (b)	Zone B (c)	Zone C (d)	Zone D (e)	Other Zone (f)
0	0	0	0	0	0
0	0	0	0	0	0
0	0	0	0	0	0
0	0	0	0	0	0
0	N/A	N/A	N/A	N/A	N/A
0	N/A	N/A	N/A	N/A	N/A
0	N/A	N/A	N/A	N/A	N/A
0	N/A	N/A	N/A	N/A	N/A
0	N/A	N/A	N/A	N/A	N/A
0	N/A	N/A	N/A	N/A	N/A
0	N/A	N/A	N/A	N/A	N/A
6.50	N/A	N/A	N/A	N/A	N/A
7.00	N/A	N/A	N/A	N/A	N/A
9.20	N/A	N/A	N/A	N/A	N/A
0.000000	N/A	N/A	N/A	N/A	N/A
0.000000	N/A	N/A	N/A	N/A	N/A
0.0000	N/A	N/A	N/A	N/A	N/A
0.000000	N/A	N/A	N/A	N/A	N/A

Price Cap Tariff Review Plan
Manual Input of EUCL Rates - No PICC or MOU Rates

Total Jurisdiction
(a)

ok
ok
ok

Price Cap Tariff Review Plan
 Calculation of Minimum & Maximum EU Rates

Total Jurisdiction (a)	No Zone / Zone A (b)	Zone B (c)	Zone C (d)	Zone D (e)	Other Zone (f)
	N/A	N/A	N/A	N/A	N/A
	N/A	N/A	N/A	N/A	N/A
	N/A	N/A	N/A	N/A	N/A
N/A					
N/A					
	N/A	N/A	N/A	N/A	N/A
	N/A	N/A	N/A	N/A	N/A
	N/A	N/A	N/A	N/A	N/A
N/A					
	N/A	N/A	N/A	N/A	N/A
	N/A	N/A	N/A	N/A	N/A
	N/A	N/A	N/A	N/A	N/A
	N/A	N/A	N/A	N/A	N/A
	N/A	N/A	N/A	N/A	N/A
N/A					
N/A					
N/A					
	N/A	N/A	N/A	N/A	N/A

Price Cap Tariff Review Plan
Verification of Recovered CMT Revenue

Total Jurisdiction
(a)

0
0

0
0

0

0

0

Agg. Rate

0

Agg. Rate

0

0 ok

0

LEC

FCC

Delta

Flag

0.00 *
0.00 *
0.00 *
0.00 *
0.00 *
0.00 *

0 0 0 *
0 0 0 *
0 0 0 *
0 Agg.Rate 0 *
0 Agg.Rate 0 *
0 0 0 *
0 0 0 *
0 0 0 *
*
*

Price Cap Tariff Review Plan
 Calculation of EUCL Limits, PICC Rate and CCL Rates

Total Jurisdiction (a)	No Zone / Zone A (b)	Zone B (c)	Zone C (d)	Zone D (e)	Other Zone * (f)
0	0	0	0	0	0
0	0	0	0	0	0
0	0	0	0	0	0
0	0	0	0	0	0
0	N/A	N/A	N/A	N/A	N/A
0	N/A	N/A	N/A	N/A	N/A
0	N/A	N/A	N/A	N/A	N/A
0	N/A	N/A	N/A	N/A	N/A
0	N/A	N/A	N/A	N/A	N/A
0	N/A	N/A	N/A	N/A	N/A
0	N/A	N/A	N/A	N/A	N/A
6.50	N/A	N/A	N/A	N/A	N/A
7.00	N/A	N/A	N/A	N/A	N/A
9.20	N/A	N/A	N/A	N/A	N/A
0.000000	N/A	N/A	N/A	N/A	N/A
1.000000	N/A	N/A	N/A	N/A	N/A
1.000000	N/A	N/A	N/A	N/A	N/A
0.000000	N/A	N/A	N/A	N/A	N/A

Price Cap Tariff Review Plan
 Calculation of EUCL Limits, PICC Rate and CCL Rates

Total Jurisdiction (a)	No Zone / Zone A (b)	Zone B (c)	Zone C (d)	Zone D (e)	Other Zone * (f)
0	N/A	N/A	N/A	N/A	N/A
0	N/A	N/A	N/A	N/A	N/A
0	N/A	N/A	N/A	N/A	N/A
0	N/A	N/A	N/A	N/A	N/A
0	N/A	N/A	N/A	N/A	N/A
0	N/A	N/A	N/A	N/A	N/A
0	N/A	N/A	N/A	N/A	N/A
0	N/A	N/A	N/A	N/A	N/A
0	N/A	N/A	N/A	N/A	N/A
0	N/A	N/A	N/A	N/A	N/A
0	N/A	N/A	N/A	N/A	N/A
0	N/A	N/A	N/A	N/A	N/A
0.000000	N/A	N/A	N/A	N/A	N/A
0	N/A	N/A	N/A	N/A	N/A
0.000000	N/A	N/A	N/A	N/A	N/A
0.000000	N/A	N/A	N/A	N/A	N/A
0	N/A	N/A	N/A	N/A	N/A
0	N/A	N/A	N/A	N/A	N/A
0	N/A	N/A	N/A	N/A	N/A
0.000000	N/A	N/A	N/A	N/A	N/A
0.000000	N/A	N/A	N/A	N/A	N/A
0	N/A	N/A	N/A	N/A	N/A
0.000000	N/A	N/A	N/A	N/A	N/A
0.000000	N/A	N/A	N/A	N/A	N/A
0	N/A	N/A	N/A	N/A	N/A
0	N/A	N/A	N/A	N/A	N/A
0	N/A	N/A	N/A	N/A	N/A
YES	N/A	N/A	N/A	N/A	N/A
No	N/A	N/A	N/A	N/A	N/A
No	N/A	N/A	N/A	N/A	N/A
	N/A	N/A	N/A	N/A	N/A
	N/A	N/A	N/A	N/A	N/A
	N/A	N/A	N/A	N/A	N/A
	N/A	N/A	N/A	N/A	N/A

Price Cap Tariff Review Plan
Manual Input of EUCL Rates - No PICC or MOU Rates

Total Jurisdiction
(a)

0
0
0

0.00
0.00
0.00

0.00
0.00
0.00

0
0
0
0

0

Price Cap Tariff Review Plan
 Calculation of Minimum & Maximum EU Rates

Total Jurisdiction (a)	No Zone / Zone A (b)	Zone B (c)	Zone C (d)	Zone D (e)	Other Zone * (f)
CAP2	N/A	N/A	N/A	N/A	N/A
CAP2	N/A	N/A	N/A	N/A	N/A
CAP2	N/A	N/A	N/A	N/A	N/A
CAP2	CAP2	CAP2	CAP2	CAP2	CAP2
N/A	CAP2	CAP2	CAP2	CAP2	CAP2
N/A	CAP2	CAP2	CAP2	CAP2	CAP2
CAP2	CAP2	CAP2	CAP2	CAP2	CAP2
CAP2	N/A	N/A	N/A	N/A	N/A
CAP2	N/A	N/A	N/A	N/A	N/A
CAP2	CAP2	CAP2	CAP2	CAP2	CAP2
CAP2	N/A	N/A	N/A	N/A	N/A
N/A	CAP2	CAP2	CAP2	CAP2	CAP2
CAP2	N/A	N/A	N/A	N/A	N/A
CAP2	N/A	N/A	N/A	N/A	N/A
CAP2	CAP2	CAP2	CAP2	CAP2	CAP2
CAP2	N/A	N/A	N/A	N/A	N/A
CAP2	N/A	N/A	N/A	N/A	N/A
CAP2	N/A	N/A	N/A	N/A	N/A
CAP2	N/A	N/A	N/A	N/A	N/A
CAP2	N/A	N/A	N/A	N/A	N/A
N/A	CAP2	CAP2	CAP2	CAP2	CAP2
N/A	CAP2	CAP2	CAP2	CAP2	CAP2
N/A	CAP2	CAP2	CAP2	CAP2	CAP2
CAP2	CAP2	CAP2	CAP2	CAP2	CAP2
CAP2	CAP2	CAP2	CAP2	CAP2	CAP2
CAP2	CAP2	CAP2	CAP2	CAP2	CAP2
CAP2	CAP2	CAP2	CAP2	CAP2	CAP2
CAP2	N/A	N/A	N/A	N/A	N/A

Price Cap Tariff Review Plan
Allocation of Pool Revenues to MLB PICC & MLB EUCL

Total Jurisdiction (a)	No Zone / Zone A (b)	Zone B (c)	Zone C (d)	Zone D (e)	Other Zone * (f)
No Pooling	N/A	N/A	N/A	N/A	N/A
No Pooling	N/A	N/A	N/A	N/A	N/A
No Pooling	N/A	N/A	N/A	N/A	N/A
No Pooling	N/A	N/A	N/A	N/A	N/A
No Pooling	N/A	N/A	N/A	N/A	N/A
No Pooling	N/A	N/A	N/A	N/A	N/A
No Pooling	N/A	N/A	N/A	N/A	N/A
No Pooling	N/A	N/A	N/A	N/A	N/A
No Pooling	N/A	N/A	N/A	N/A	N/A
No Pooling	N/A	N/A	N/A	N/A	N/A
No Pooling	N/A	N/A	N/A	N/A	N/A
No Pooling	N/A	N/A	N/A	N/A	N/A
No Pooling	N/A	N/A	N/A	N/A	N/A
No Pooling	N/A	N/A	N/A	N/A	N/A
No Pooling	N/A	N/A	N/A	N/A	N/A
No Pooling	N/A	N/A	N/A	N/A	N/A
No Pooling	No Pooling	No Pooling	No Pooling	No Pooling	No Pooling
N/A	No Pooling	No Pooling	No Pooling	No Pooling	No Pooling
No Pooling	No Pooling	No Pooling	No Pooling	No Pooling	No Pooling
No Pooling	No Pooling	No Pooling	No Pooling	No Pooling	No Pooling
N/A	No Pooling	No Pooling	No Pooling	No Pooling	No Pooling
No Pooling	No Pooling	No Pooling	No Pooling	No Pooling	No Pooling
No Pooling	N/A	N/A	N/A	N/A	N/A

Price Cap Tariff Review Plan
Verification of Recovered CMT Revenue

Total Jurisdiction
(a)

0
0

0
0

0

0

0

0
0

0

0

0

0

Price Cap Tariff Review Plan
 Calculation of EUCL Limits, PICC Rate and CCL Rates

Total Jurisdiction (a)	No Zone / Zone A (b)	Zone B (c)	Zone C (d)	Zone D (e)	Other Zone * (f)
0	0	0	0	0	0
0	0	0	0	0	0
0	0	0	0	0	0
0	0	0	0	0	0
0	N/A	N/A	N/A	N/A	N/A
0	N/A	N/A	N/A	N/A	N/A
0	N/A	N/A	N/A	N/A	N/A
0	N/A	N/A	N/A	N/A	N/A
0	N/A	N/A	N/A	N/A	N/A
0	N/A	N/A	N/A	N/A	N/A
0	N/A	N/A	N/A	N/A	N/A
6.50	N/A	N/A	N/A	N/A	N/A
7.00	N/A	N/A	N/A	N/A	N/A
9.20	N/A	N/A	N/A	N/A	N/A
0.000000	N/A	N/A	N/A	N/A	N/A
0.000000	N/A	N/A	N/A	N/A	N/A
0.000000	N/A	N/A	N/A	N/A	N/A
0.000000	N/A	N/A	N/A	N/A	N/A

Price Cap Tariff Review Plan
 Calculation of EUCL Limits, PICC Rate and CCL Rates

Total Jurisdiction (a)	No Zone / Zone A (b)	Zone B (c)	Zone C (d)	Zone D (e)	Other Zone * (f)
0	N/A	N/A	N/A	N/A	N/A
0	N/A	N/A	N/A	N/A	N/A
0	N/A	N/A	N/A	N/A	N/A
0	N/A	N/A	N/A	N/A	N/A
0	N/A	N/A	N/A	N/A	N/A
0	N/A	N/A	N/A	N/A	N/A
0	N/A	N/A	N/A	N/A	N/A
0	N/A	N/A	N/A	N/A	N/A
0	N/A	N/A	N/A	N/A	N/A
0	N/A	N/A	N/A	N/A	N/A
0	N/A	N/A	N/A	N/A	N/A
0.000000	N/A	N/A	N/A	N/A	N/A
0	N/A	N/A	N/A	N/A	N/A
0.000000	N/A	N/A	N/A	N/A	N/A
0.000000	N/A	N/A	N/A	N/A	N/A
0	N/A	N/A	N/A	N/A	N/A
0	N/A	N/A	N/A	N/A	N/A
0	N/A	N/A	N/A	N/A	N/A
0.000000	N/A	N/A	N/A	N/A	N/A
0.000000	N/A	N/A	N/A	N/A	N/A
0	N/A	N/A	N/A	N/A	N/A
0.000000	N/A	N/A	N/A	N/A	N/A
0.000000	N/A	N/A	N/A	N/A	N/A
0	N/A	N/A	N/A	N/A	N/A
0	N/A	N/A	N/A	N/A	N/A
0	N/A	N/A	N/A	N/A	N/A
YES	N/A	N/A	N/A	N/A	N/A
No	N/A	N/A	N/A	N/A	N/A
No	N/A	N/A	N/A	N/A	N/A
	N/A	N/A	N/A	N/A	N/A
	N/A	N/A	N/A	N/A	N/A
	N/A	N/A	N/A	N/A	N/A

Price Cap Tariff Review Plan
Manual Input of EUCL Rates - No PICC or MOU Rates

Total Jurisdiction
(a)

0

0

0

0.00

0.00

0.00

0.00

0.00

0.00

0

0

0

0

0

Price Cap Tariff Review Plan
 Calculation of Minimum & Maximum EU Rates

	Total Jurisdiction (a)	No Zone / Zone A (b)	Zone B (c)	Zone C (d)	Zone D (e)	Other Zone * (f)
	0	N/A	N/A	N/A	N/A	N/A
	0	N/A	N/A	N/A	N/A	N/A
	0	N/A	N/A	N/A	N/A	N/A
	0	0	0	0	0	0
N/A		0.00	0.00	0.00	0.00	0.00
N/A		0.00	0.00	0.00	0.00	0.00
	0	0	0	0	0	0
	0	N/A	N/A	N/A	N/A	N/A
	0	N/A	N/A	N/A	N/A	N/A
	0	0	0	0	0	0
	0	N/A	N/A	N/A	N/A	N/A
N/A		0	0	0	0	0
	0	N/A	N/A	N/A	N/A	N/A
	0	N/A	N/A	N/A	N/A	N/A
	0	0	0	0	0	0
	0	N/A	N/A	N/A	N/A	N/A
	0	N/A	N/A	N/A	N/A	N/A
	0	N/A	N/A	N/A	N/A	N/A
	0	N/A	N/A	N/A	N/A	N/A
	0	N/A	N/A	N/A	N/A	N/A
N/A		0.00	0.00	0.00	0.00	0.00
N/A		0.00	0.00	0.00	0.00	0.00
N/A		0.00	0.00	0.00	0.00	0.00
	0	0	0	0	0	0
	0	0	0	0	0	0
	0	0	0	0	0	0
	0	0	0	0	0	0
	0	N/A	N/A	N/A	N/A	N/A

Price Cap Tariff Review Plan
Allocation of Pool Revenues to MLB PICC & MLB EUCL

Total Jurisdiction (a)	No Zone / Zone A (b)	Zone B (c)	Zone C (d)	Zone D (e)	Other Zone * (f)
No Pooling	N/A	N/A	N/A	N/A	N/A
No Pooling	N/A	N/A	N/A	N/A	N/A
No Pooling	N/A	N/A	N/A	N/A	N/A
No Pooling	N/A	N/A	N/A	N/A	N/A
No Pooling	N/A	N/A	N/A	N/A	N/A
No Pooling	N/A	N/A	N/A	N/A	N/A
No Pooling	N/A	N/A	N/A	N/A	N/A
No Pooling	N/A	N/A	N/A	N/A	N/A
No Pooling	N/A	N/A	N/A	N/A	N/A
No Pooling	N/A	N/A	N/A	N/A	N/A
No Pooling	N/A	N/A	N/A	N/A	N/A
No Pooling	N/A	N/A	N/A	N/A	N/A
No Pooling	N/A	N/A	N/A	N/A	N/A
No Pooling	N/A	N/A	N/A	N/A	N/A
No Pooling	N/A	N/A	N/A	N/A	N/A
No Pooling	No Pooling	No Pooling	No Pooling	No Pooling	No Pooling
N/A	No Pooling	No Pooling	No Pooling	No Pooling	No Pooling
No Pooling	No Pooling	No Pooling	No Pooling	No Pooling	No Pooling
No Pooling	No Pooling	No Pooling	No Pooling	No Pooling	No Pooling
N/A	No Pooling	No Pooling	No Pooling	No Pooling	No Pooling
No Pooling	No Pooling	No Pooling	No Pooling	No Pooling	No Pooling
No Pooling	N/A	N/A	N/A	N/A	N/A

Price Cap Tariff Review Plan
Verification of Recovered CMT Revenue

Total Jurisdiction
(a)

0
0

0
0

0

0

0

0
0

0

0

0

0

Price Cap Tariff Review Plan
 Calculation of EUCL Limits, PICC Rate and CCL Rates

Total Jurisdiction (a)	No Zone / Zone A (b)	Zone B (c)	Zone C (d)	Zone D (e)	Other Zone (f)
0	0	0	0	0	0
0	0	0	0	0	0
0	0	0	0	0	0
0	0	0	0	0	0
0	N/A	N/A	N/A	N/A	N/A
0	N/A	N/A	N/A	N/A	N/A
0	N/A	N/A	N/A	N/A	N/A
0	N/A	N/A	N/A	N/A	N/A
0	N/A	N/A	N/A	N/A	N/A
0	N/A	N/A	N/A	N/A	N/A
0	N/A	N/A	N/A	N/A	N/A
6.50	N/A	N/A	N/A	N/A	N/A
7.00	N/A	N/A	N/A	N/A	N/A
9.20	N/A	N/A	N/A	N/A	N/A
0.000000	N/A	N/A	N/A	N/A	N/A
1.000000	N/A	N/A	N/A	N/A	N/A
0.000000	N/A	N/A	N/A	N/A	N/A
0.000000	N/A	N/A	N/A	N/A	N/A

Price Cap Tariff Review Plan
Manual Input of EUCL Rates - No PICC or MOU Rates

Total Jurisdiction
(a)

ok
ok
ok

Price Cap Tariff Review Plan
 Calculation of Minimum & Maximum EU Rates

Total Jurisdiction (a)	No Zone / Zone A (b)	Zone B (c)	Zone C (d)	Zone D (e)	Other Zone (f)
	N/A	N/A	N/A	N/A	N/A
	N/A	N/A	N/A	N/A	N/A
	N/A	N/A	N/A	N/A	N/A
N/A					
N/A					
	N/A	N/A	N/A	N/A	N/A
	N/A	N/A	N/A	N/A	N/A
	N/A	N/A	N/A	N/A	N/A
N/A					
	N/A	N/A	N/A	N/A	N/A
	N/A	N/A	N/A	N/A	N/A
	N/A	N/A	N/A	N/A	N/A
	N/A	N/A	N/A	N/A	N/A
	N/A	N/A	N/A	N/A	N/A
	N/A	N/A	N/A	N/A	N/A
N/A					
N/A					
N/A					
	N/A	N/A	N/A	N/A	N/A

Price Cap Tariff Review Plan
Allocation of Pool Revenues to MLB PICC & MLB EUCL

Total Jurisdiction (a)	No Zone / Zone A (b)	Zone B (c)	Zone C (d)	Zone D (e)	Other Zone (f)
	N/A	N/A	N/A	N/A	N/A
	N/A	N/A	N/A	N/A	N/A
	N/A	N/A	N/A	N/A	N/A
	N/A	N/A	N/A	N/A	N/A
	N/A	N/A	N/A	N/A	N/A
	N/A	N/A	N/A	N/A	N/A
	N/A	N/A	N/A	N/A	N/A
	N/A	N/A	N/A	N/A	N/A
	N/A	N/A	N/A	N/A	N/A
	N/A	N/A	N/A	N/A	N/A
	N/A	N/A	N/A	N/A	N/A
	N/A	N/A	N/A	N/A	N/A
	N/A	N/A	N/A	N/A	N/A
N/A					
N/A					
	N/A	N/A	N/A	N/A	N/A

Price Cap Tariff Review Plan
Verification of Recovered CMT Revenue

Total Jurisdiction
(a)

0
0

0
0

0

0

0

Agg.Rate 0

Agg.Rate

0

0 ok

0

LEC

FCC

Delta

Flag

0.00 *
0.00 *
0.00 *
0.00 *
0.00 *
0.00 *

0 0 0 *
0 0 0 *
0 0 0 *
0 Agg.Rate 0 *
0 Agg.Rate 0 *
0 0 0 *
0 0 0 *
0 0 0 *
*
*

Price Cap Tariff Review Plan
 Calculation of EUCL Limits, PICC Rate and CCL Rates

Total Jurisdiction (a)	No Zone / Zone A (b)	Zone B (c)	Zone C (d)	Zone D (e)	Other Zone (f)
0	0	0	0	0	0
0	0	0	0	0	0
0	0	0	0	0	0
0	0	0	0	0	0
0	N/A	N/A	N/A	N/A	N/A
0	N/A	N/A	N/A	N/A	N/A
0	N/A	N/A	N/A	N/A	N/A
0	N/A	N/A	N/A	N/A	N/A
0	N/A	N/A	N/A	N/A	N/A
0	N/A	N/A	N/A	N/A	N/A
0	N/A	N/A	N/A	N/A	N/A
6.50	N/A	N/A	N/A	N/A	N/A
7.00	N/A	N/A	N/A	N/A	N/A
9.20	N/A	N/A	N/A	N/A	N/A
0.000000	N/A	N/A	N/A	N/A	N/A
0.000000	N/A	N/A	N/A	N/A	N/A
0.0000	N/A	N/A	N/A	N/A	N/A
0.000000	N/A	N/A	N/A	N/A	N/A

Price Cap Tariff Review Plan
Manual Input of EUCL Rates - No PICC or MOU Rates

Total Jurisdiction
(a)

ok
ok
ok

Price Cap Tariff Review Plan
 Calculation of Minimum & Maximum EU Rates

Total Jurisdiction (a)	No Zone / Zone A (b)	Zone B (c)	Zone C (d)	Zone D (e)	Other Zone (f)
	N/A	N/A	N/A	N/A	N/A
	N/A	N/A	N/A	N/A	N/A
	N/A	N/A	N/A	N/A	N/A
N/A					
N/A					
	N/A	N/A	N/A	N/A	N/A
	N/A	N/A	N/A	N/A	N/A
	N/A	N/A	N/A	N/A	N/A
N/A					
	N/A	N/A	N/A	N/A	N/A
	N/A	N/A	N/A	N/A	N/A
	N/A	N/A	N/A	N/A	N/A
	N/A	N/A	N/A	N/A	N/A
	N/A	N/A	N/A	N/A	N/A
	N/A	N/A	N/A	N/A	N/A
N/A					
N/A					
N/A					
	N/A	N/A	N/A	N/A	N/A

Price Cap Tariff Review Plan
Allocation of Pool Revenues to MLB PICC & MLB EUCL

Total Jurisdiction (a)	No Zone / Zone A (b)	Zone B (c)	Zone C (d)	Zone D (e)	Other Zone (f)
	N/A	N/A	N/A	N/A	N/A
	N/A	N/A	N/A	N/A	N/A
	N/A	N/A	N/A	N/A	N/A
	N/A	N/A	N/A	N/A	N/A
	N/A	N/A	N/A	N/A	N/A
	N/A	N/A	N/A	N/A	N/A
	N/A	N/A	N/A	N/A	N/A
	N/A	N/A	N/A	N/A	N/A
	N/A	N/A	N/A	N/A	N/A
	N/A	N/A	N/A	N/A	N/A
	N/A	N/A	N/A	N/A	N/A
	N/A	N/A	N/A	N/A	N/A
N/A					
N/A					
	N/A	N/A	N/A	N/A	N/A

Price Cap Tariff Review Plan
Verification of Recovered CMT Revenue

Total Jurisdiction
(a)

0
0

0
0

0

0

0

Agg.Rate 0

Agg.Rate

0

0 ok

0

LEC

FCC

Delta

Flag

0.00 *
0.00 *
0.00 *
0.00 *
0.00 *
0.00 *

0 0 0 *
0 0 0 *
0 0 0 *
0 Agg.Rate 0 *
0 Agg.Rate 0 *
0 0 0 *
0 0 0 *
0 0 0 *
*
*

Price Cap Tariff Review Plan
 Calculation of EUCL Limits, PICC Rate and CCL Rates

Total Jurisdiction (a)	No Zone / Zone A (b)	Zone B (c)	Zone C (d)	Zone D (e)	Other Zone * (f)
0	0	0	0	0	0
0	0	0	0	0	0
0	0	0	0	0	0
0	0	0	0	0	0
0	N/A	N/A	N/A	N/A	N/A
0	N/A	N/A	N/A	N/A	N/A
0	N/A	N/A	N/A	N/A	N/A
0	N/A	N/A	N/A	N/A	N/A
0	N/A	N/A	N/A	N/A	N/A
0	N/A	N/A	N/A	N/A	N/A
0	N/A	N/A	N/A	N/A	N/A
6.50	N/A	N/A	N/A	N/A	N/A
7.00	N/A	N/A	N/A	N/A	N/A
9.20	N/A	N/A	N/A	N/A	N/A
0.000000	N/A	N/A	N/A	N/A	N/A
0.000000	N/A	N/A	N/A	N/A	N/A
1.000000	N/A	N/A	N/A	N/A	N/A
0.000000	N/A	N/A	N/A	N/A	N/A

Price Cap Tariff Review Plan
 Calculation of EUCL Limits, PICC Rate and CCL Rates

Total Jurisdiction (a)	No Zone / Zone A (b)	Zone B (c)	Zone C (d)	Zone D (e)	Other Zone * (f)
0	N/A	N/A	N/A	N/A	N/A
0	N/A	N/A	N/A	N/A	N/A
0	N/A	N/A	N/A	N/A	N/A
0	N/A	N/A	N/A	N/A	N/A
0	N/A	N/A	N/A	N/A	N/A
0	N/A	N/A	N/A	N/A	N/A
0	N/A	N/A	N/A	N/A	N/A
0	N/A	N/A	N/A	N/A	N/A
0	N/A	N/A	N/A	N/A	N/A
0	N/A	N/A	N/A	N/A	N/A
0	N/A	N/A	N/A	N/A	N/A
0.000000	N/A	N/A	N/A	N/A	N/A
0	N/A	N/A	N/A	N/A	N/A
0.000000	N/A	N/A	N/A	N/A	N/A
0.000000	N/A	N/A	N/A	N/A	N/A
0	N/A	N/A	N/A	N/A	N/A
0	N/A	N/A	N/A	N/A	N/A
0	N/A	N/A	N/A	N/A	N/A
0.000000	N/A	N/A	N/A	N/A	N/A
0.000000	N/A	N/A	N/A	N/A	N/A
0	N/A	N/A	N/A	N/A	N/A
0.000000	N/A	N/A	N/A	N/A	N/A
0.000000	N/A	N/A	N/A	N/A	N/A
0	N/A	N/A	N/A	N/A	N/A
0	N/A	N/A	N/A	N/A	N/A
0	N/A	N/A	N/A	N/A	N/A
YES	N/A	N/A	N/A	N/A	N/A
No	N/A	N/A	N/A	N/A	N/A
No	N/A	N/A	N/A	N/A	N/A
	N/A	N/A	N/A	N/A	N/A
	N/A	N/A	N/A	N/A	N/A
	N/A	N/A	N/A	N/A	N/A

Price Cap Tariff Review Plan
Manual Input of EUCL Rates - No PICC or MOU Rates

Total Jurisdiction
(a)

0
0
0

0.00
0.00
0.00

0.00
0.00
0.00

0
0
0
0

0

Price Cap Tariff Review Plan
 Calculation of Minimum & Maximum EU Rates

Total Jurisdiction (a)	No Zone / Zone A (b)	Zone B (c)	Zone C (d)	Zone D (e)	Other Zone * (f)
CAP2	N/A	N/A	N/A	N/A	N/A
CAP2	N/A	N/A	N/A	N/A	N/A
CAP2	N/A	N/A	N/A	N/A	N/A
CAP2	CAP2	CAP2	CAP2	CAP2	CAP2
N/A	CAP2	CAP2	CAP2	CAP2	CAP2
N/A	CAP2	CAP2	CAP2	CAP2	CAP2
CAP2	CAP2	CAP2	CAP2	CAP2	CAP2
CAP2	N/A	N/A	N/A	N/A	N/A
CAP2	N/A	N/A	N/A	N/A	N/A
CAP2	CAP2	CAP2	CAP2	CAP2	CAP2
CAP2	N/A	N/A	N/A	N/A	N/A
N/A	CAP2	CAP2	CAP2	CAP2	CAP2
CAP2	N/A	N/A	N/A	N/A	N/A
CAP2	N/A	N/A	N/A	N/A	N/A
CAP2	CAP2	CAP2	CAP2	CAP2	CAP2
CAP2	N/A	N/A	N/A	N/A	N/A
CAP2	N/A	N/A	N/A	N/A	N/A
CAP2	N/A	N/A	N/A	N/A	N/A
CAP2	N/A	N/A	N/A	N/A	N/A
CAP2	N/A	N/A	N/A	N/A	N/A
N/A	CAP2	CAP2	CAP2	CAP2	CAP2
N/A	CAP2	CAP2	CAP2	CAP2	CAP2
N/A	CAP2	CAP2	CAP2	CAP2	CAP2
CAP2	CAP2	CAP2	CAP2	CAP2	CAP2
CAP2	CAP2	CAP2	CAP2	CAP2	CAP2
CAP2	CAP2	CAP2	CAP2	CAP2	CAP2
CAP2	CAP2	CAP2	CAP2	CAP2	CAP2
CAP2	N/A	N/A	N/A	N/A	N/A

Price Cap Tariff Review Plan
Allocation of Pool Revenues to MLB PICC & MLB EUCL

Total Jurisdiction (a)	No Zone / Zone A (b)	Zone B (c)	Zone C (d)	Zone D (e)	Other Zone * (f)
No Pooling	N/A	N/A	N/A	N/A	N/A
No Pooling	N/A	N/A	N/A	N/A	N/A
No Pooling	N/A	N/A	N/A	N/A	N/A
No Pooling	N/A	N/A	N/A	N/A	N/A
No Pooling	N/A	N/A	N/A	N/A	N/A
No Pooling	N/A	N/A	N/A	N/A	N/A
No Pooling	N/A	N/A	N/A	N/A	N/A
No Pooling	N/A	N/A	N/A	N/A	N/A
No Pooling	N/A	N/A	N/A	N/A	N/A
No Pooling	N/A	N/A	N/A	N/A	N/A
No Pooling	N/A	N/A	N/A	N/A	N/A
No Pooling	N/A	N/A	N/A	N/A	N/A
No Pooling	N/A	N/A	N/A	N/A	N/A
No Pooling	N/A	N/A	N/A	N/A	N/A
No Pooling	N/A	N/A	N/A	N/A	N/A
No Pooling	No Pooling	No Pooling	No Pooling	No Pooling	No Pooling
N/A	No Pooling	No Pooling	No Pooling	No Pooling	No Pooling
No Pooling	No Pooling	No Pooling	No Pooling	No Pooling	No Pooling
No Pooling	No Pooling	No Pooling	No Pooling	No Pooling	No Pooling
N/A	No Pooling	No Pooling	No Pooling	No Pooling	No Pooling
No Pooling	No Pooling	No Pooling	No Pooling	No Pooling	No Pooling
No Pooling	N/A	N/A	N/A	N/A	N/A

Price Cap Tariff Review Plan
Verification of Recovered CMT Revenue

Total Jurisdiction
(a)

0
0

0
0

0

0

0

0
0

0

0

0

0

Price Cap Tariff Review Plan
 Calculation of EUCL Limits, PICC Rate and CCL Rates

Total Jurisdiction (a)	No Zone / Zone A (b)	Zone B (c)	Zone C (d)	Zone D (e)	Other Zone * (f)
0	0	0	0	0	0
0	0	0	0	0	0
0	0	0	0	0	0
0	0	0	0	0	0
0	N/A	N/A	N/A	N/A	N/A
0	N/A	N/A	N/A	N/A	N/A
0	N/A	N/A	N/A	N/A	N/A
0	N/A	N/A	N/A	N/A	N/A
0	N/A	N/A	N/A	N/A	N/A
0	N/A	N/A	N/A	N/A	N/A
0	N/A	N/A	N/A	N/A	N/A
6.50	N/A	N/A	N/A	N/A	N/A
7.00	N/A	N/A	N/A	N/A	N/A
9.20	N/A	N/A	N/A	N/A	N/A
0.000000	N/A	N/A	N/A	N/A	N/A
0.000000	N/A	N/A	N/A	N/A	N/A
0.000000	N/A	N/A	N/A	N/A	N/A
0.000000	N/A	N/A	N/A	N/A	N/A

Price Cap Tariff Review Plan
Manual Input of EUCL Rates - No PICC or MOU Rates

Total Jurisdiction
(a)

0

0

0

0.00

0.00

0.00

0.00

0.00

0.00

0

0

0

0

0

Price Cap Tariff Review Plan
 Calculation of Minimum & Maximum EU Rates

	Total Jurisdiction (a)	No Zone / Zone A (b)	Zone B (c)	Zone C (d)	Zone D (e)	Other Zone * (f)
	0	N/A	N/A	N/A	N/A	N/A
	0	N/A	N/A	N/A	N/A	N/A
	0	N/A	N/A	N/A	N/A	N/A
	0	0	0	0	0	0
N/A		0.00	0.00	0.00	0.00	0.00
N/A		0.00	0.00	0.00	0.00	0.00
	0	0	0	0	0	0
	0	N/A	N/A	N/A	N/A	N/A
	0	N/A	N/A	N/A	N/A	N/A
	0	0	0	0	0	0
	0	N/A	N/A	N/A	N/A	N/A
N/A		0	0	0	0	0
	0	N/A	N/A	N/A	N/A	N/A
	0	N/A	N/A	N/A	N/A	N/A
	0	0	0	0	0	0
	0	N/A	N/A	N/A	N/A	N/A
	0	N/A	N/A	N/A	N/A	N/A
	0	N/A	N/A	N/A	N/A	N/A
	0	N/A	N/A	N/A	N/A	N/A
	0	N/A	N/A	N/A	N/A	N/A
N/A		0.00	0.00	0.00	0.00	0.00
N/A		0.00	0.00	0.00	0.00	0.00
N/A		0.00	0.00	0.00	0.00	0.00
	0	0	0	0	0	0
	0	0	0	0	0	0
	0	0	0	0	0	0
	0	0	0	0	0	0
	0	N/A	N/A	N/A	N/A	N/A

Price Cap Tariff Review Plan
Allocation of Pool Revenues to MLB PICC & MLB EUCL

Total Jurisdiction (a)	No Zone / Zone A (b)	Zone B (c)	Zone C (d)	Zone D (e)	Other Zone * (f)
No Pooling	N/A	N/A	N/A	N/A	N/A
No Pooling	N/A	N/A	N/A	N/A	N/A
No Pooling	N/A	N/A	N/A	N/A	N/A
No Pooling	N/A	N/A	N/A	N/A	N/A
No Pooling	N/A	N/A	N/A	N/A	N/A
No Pooling	N/A	N/A	N/A	N/A	N/A
No Pooling	N/A	N/A	N/A	N/A	N/A
No Pooling	N/A	N/A	N/A	N/A	N/A
No Pooling	N/A	N/A	N/A	N/A	N/A
No Pooling	N/A	N/A	N/A	N/A	N/A
No Pooling	N/A	N/A	N/A	N/A	N/A
No Pooling	N/A	N/A	N/A	N/A	N/A
No Pooling	N/A	N/A	N/A	N/A	N/A
No Pooling	N/A	N/A	N/A	N/A	N/A
No Pooling	N/A	N/A	N/A	N/A	N/A
No Pooling	N/A	N/A	N/A	N/A	N/A
No Pooling	No Pooling	No Pooling	No Pooling	No Pooling	No Pooling
N/A	No Pooling	No Pooling	No Pooling	No Pooling	No Pooling
No Pooling	No Pooling	No Pooling	No Pooling	No Pooling	No Pooling
No Pooling	No Pooling	No Pooling	No Pooling	No Pooling	No Pooling
N/A	No Pooling	No Pooling	No Pooling	No Pooling	No Pooling
No Pooling	No Pooling	No Pooling	No Pooling	No Pooling	No Pooling
No Pooling	N/A	N/A	N/A	N/A	N/A

Price Cap Tariff Review Plan
Verification of Recovered CMT Revenue

Total Jurisdiction
(a)

0
0

0
0

0

0

0

0
0

0

0

0

0

Price Cap Tariff Review Plan
 Calculation of EUCL Limits, PICC Rate and CCL Rates

Total Jurisdiction (a)	No Zone / Zone A (b)	Zone B (c)	Zone C (d)	Zone D (e)	Other Zone (f)
0	0	0	0	0	0
0	0	0	0	0	0
0	0	0	0	0	0
0	0	0	0	0	0
0	N/A	N/A	N/A	N/A	N/A
0	N/A	N/A	N/A	N/A	N/A
0	N/A	N/A	N/A	N/A	N/A
0	N/A	N/A	N/A	N/A	N/A
0	N/A	N/A	N/A	N/A	N/A
0	N/A	N/A	N/A	N/A	N/A
0	N/A	N/A	N/A	N/A	N/A
6.50	N/A	N/A	N/A	N/A	N/A
7.00	N/A	N/A	N/A	N/A	N/A
9.20	N/A	N/A	N/A	N/A	N/A
0.000000	N/A	N/A	N/A	N/A	N/A
0.000000	N/A	N/A	N/A	N/A	N/A
0.000000	N/A	N/A	N/A	N/A	N/A
0.000000	N/A	N/A	N/A	N/A	N/A

Price Cap Tariff Review Plan
Manual Input of EUCL Rates - No PICC or MOU Rates

Total Jurisdiction
(a)

ok
ok
ok

Price Cap Tariff Review Plan
 Calculation of Minimum & Maximum EU Rates

Total Jurisdiction (a)	No Zone / Zone A (b)	Zone B (c)	Zone C (d)	Zone D (e)	Other Zone (f)
	N/A	N/A	N/A	N/A	N/A
	N/A	N/A	N/A	N/A	N/A
	N/A	N/A	N/A	N/A	N/A
N/A					
N/A					
	N/A	N/A	N/A	N/A	N/A
	N/A	N/A	N/A	N/A	N/A
	N/A	N/A	N/A	N/A	N/A
N/A					
	N/A	N/A	N/A	N/A	N/A
	N/A	N/A	N/A	N/A	N/A
	N/A	N/A	N/A	N/A	N/A
	N/A	N/A	N/A	N/A	N/A
	N/A	N/A	N/A	N/A	N/A
	N/A	N/A	N/A	N/A	N/A
N/A					
N/A					
N/A					
	N/A	N/A	N/A	N/A	N/A

Price Cap Tariff Review Plan
Allocation of Pool Revenues to MLB PICC & MLB EUCL

Total Jurisdiction (a)	No Zone / Zone A (b)	Zone B (c)	Zone C (d)	Zone D (e)	Other Zone (f)
---------------------------	-------------------------	---------------	---------------	---------------	-------------------

	N/A	N/A	N/A	N/A	N/A
	N/A	N/A	N/A	N/A	N/A

	N/A	N/A	N/A	N/A	N/A
	N/A	N/A	N/A	N/A	N/A

	N/A	N/A	N/A	N/A	N/A
	N/A	N/A	N/A	N/A	N/A
	N/A	N/A	N/A	N/A	N/A
	N/A	N/A	N/A	N/A	N/A

	N/A	N/A	N/A	N/A	N/A
--	-----	-----	-----	-----	-----

	N/A	N/A	N/A	N/A	N/A
	N/A	N/A	N/A	N/A	N/A
	N/A	N/A	N/A	N/A	N/A
	N/A	N/A	N/A	N/A	N/A
	N/A	N/A	N/A	N/A	N/A
	N/A	N/A	N/A	N/A	N/A

N/A

N/A

	N/A	N/A	N/A	N/A	N/A
--	-----	-----	-----	-----	-----

Price Cap Tariff Review Plan
Verification of Recovered CMT Revenue

Total Jurisdiction
(a)

0
0

0
0

0

0

0

Agg.Rate 0

Agg.Rate

0

0 ok

0

LEC

FCC

Delta

Flag

0.00 *
0.00 *
0.00 *
0.00 *
0.00 *
0.00 *

0 0 0 *
0 0 0 *
0 0 0 *
0 Agg.Rate 0 *
0 Agg.Rate 0 *
0 0 0 *
0 0 0 *
0 0 0 *
*
*

Price Cap Tariff Review Plan
 Calculation of EUCL Limits, PICC Rate and CCL Rates

Total Jurisdiction (a)	No Zone / Zone A (b)	Zone B (c)	Zone C (d)	Zone D (e)	Other Zone (f)
0	0	0	0	0	0
0	0	0	0	0	0
0	0	0	0	0	0
0	0	0	0	0	0
0	N/A	N/A	N/A	N/A	N/A
0	N/A	N/A	N/A	N/A	N/A
0	N/A	N/A	N/A	N/A	N/A
0	N/A	N/A	N/A	N/A	N/A
0	N/A	N/A	N/A	N/A	N/A
0	N/A	N/A	N/A	N/A	N/A
0	N/A	N/A	N/A	N/A	N/A
6.50	N/A	N/A	N/A	N/A	N/A
7.00	N/A	N/A	N/A	N/A	N/A
9.20	N/A	N/A	N/A	N/A	N/A
0.000000	N/A	N/A	N/A	N/A	N/A
0.000000	N/A	N/A	N/A	N/A	N/A
0.0000	N/A	N/A	N/A	N/A	N/A
0.000000	N/A	N/A	N/A	N/A	N/A

Price Cap Tariff Review Plan
Calculation of EUCL Limits, PICC Rate and CCL Rates

Total Jurisdiction	No Zone / Zone A	Zone B	Zone C	Zone D	Other Zone
(a)	(b)	(c)	(d)	(e)	(f)
	0	N/A	N/A	N/A	N/A
	0	N/A	N/A	N/A	N/A
	0	N/A	N/A	N/A	N/A
	0	N/A	N/A	N/A	N/A
	0	N/A	N/A	N/A	N/A
	0	N/A	N/A	N/A	N/A
	0	N/A	N/A	N/A	N/A
	0	N/A	N/A	N/A	N/A
	0	N/A	N/A	N/A	N/A
	0	N/A	N/A	N/A	N/A
Agg.Rate	N/A	N/A	N/A	N/A	N/A
Agg.Rate	N/A	N/A	N/A	N/A	N/A
Agg.Rate	N/A	N/A	N/A	N/A	N/A
Agg.Rate	N/A	N/A	N/A	N/A	N/A
Agg.Rate	N/A	N/A	N/A	N/A	N/A
Agg.Rate	N/A	N/A	N/A	N/A	N/A
Agg.Rate	N/A	N/A	N/A	N/A	N/A
Agg.Rate	N/A	N/A	N/A	N/A	N/A
Agg.Rate	N/A	N/A	N/A	N/A	N/A
Agg.Rate	N/A	N/A	N/A	N/A	N/A
Agg.Rate	N/A	N/A	N/A	N/A	N/A
Agg.Rate	N/A	N/A	N/A	N/A	N/A
Agg.Rate	N/A	N/A	N/A	N/A	N/A
Agg.Rate	N/A	N/A	N/A	N/A	N/A
Agg.Rate	N/A	N/A	N/A	N/A	N/A
YES	N/A	N/A	N/A	N/A	N/A
NO	N/A	N/A	N/A	N/A	N/A
No	N/A	N/A	N/A	N/A	N/A
	N/A	N/A	N/A	N/A	N/A
	N/A	N/A	N/A	N/A	N/A
	N/A	N/A	N/A	N/A	N/A

Price Cap Tariff Review Plan
Manual Input of EUCL Rates - No PICC or MOU Rates

Total Jurisdiction
(a)

ok
ok
ok

Price Cap Tariff Review Plan
 Calculation of Minimum & Maximum EU Rates

Total Jurisdiction (a)	No Zone / Zone A (b)	Zone B (c)	Zone C (d)	Zone D (e)	Other Zone (f)
	N/A	N/A	N/A	N/A	N/A
	N/A	N/A	N/A	N/A	N/A
	N/A	N/A	N/A	N/A	N/A
N/A					
N/A					
	N/A	N/A	N/A	N/A	N/A
	N/A	N/A	N/A	N/A	N/A
	N/A	N/A	N/A	N/A	N/A
N/A					
	N/A	N/A	N/A	N/A	N/A
	N/A	N/A	N/A	N/A	N/A
	N/A	N/A	N/A	N/A	N/A
	N/A	N/A	N/A	N/A	N/A
	N/A	N/A	N/A	N/A	N/A
N/A					
N/A					
N/A					
	N/A	N/A	N/A	N/A	N/A

Price Cap Tariff Review Plan
Verification of Recovered CMT Revenue

Total Jurisdiction
(a)

0
0

0
0

0

0

0

Agg. Rate

0

Agg. Rate

0

0 ok

0

LEC

FCC

Delta

Flag

0.00 *
0.00 *
0.00 *
0.00 *
0.00 *
0.00 *

0 0 0 *
0 0 0 *
0 0 0 *
0 Agg.Rate 0 *
0 Agg.Rate 0 *
0 0 0 *
0 0 0 *
0 0 0 *
*
*

Price Cap Tariff Review Plan
 Calculation of EUCL Limits, PICC Rate and CCL Rates

Total Jurisdiction (a)	No Zone / Zone A (b)	Zone B (c)	Zone C (d)	Zone D (e)	Other Zone * (f)
0	0	0	0	0	0
0	0	0	0	0	0
0	0	0	0	0	0
0	0	0	0	0	0
0	N/A	N/A	N/A	N/A	N/A
0	N/A	N/A	N/A	N/A	N/A
0	N/A	N/A	N/A	N/A	N/A
0	N/A	N/A	N/A	N/A	N/A
0	N/A	N/A	N/A	N/A	N/A
0	N/A	N/A	N/A	N/A	N/A
0	N/A	N/A	N/A	N/A	N/A
6.50	N/A	N/A	N/A	N/A	N/A
7.00	N/A	N/A	N/A	N/A	N/A
9.20	N/A	N/A	N/A	N/A	N/A
0.000000	N/A	N/A	N/A	N/A	N/A
0.000000	N/A	N/A	N/A	N/A	N/A
1.000000	N/A	N/A	N/A	N/A	N/A
0.000000	N/A	N/A	N/A	N/A	N/A

Price Cap Tariff Review Plan
 Calculation of EUCL Limits, PICC Rate and CCL Rates

Total Jurisdiction (a)	No Zone / Zone A (b)	Zone B (c)	Zone C (d)	Zone D (e)	Other Zone * (f)
0	N/A	N/A	N/A	N/A	N/A
0	N/A	N/A	N/A	N/A	N/A
0	N/A	N/A	N/A	N/A	N/A
0	N/A	N/A	N/A	N/A	N/A
0	N/A	N/A	N/A	N/A	N/A
0	N/A	N/A	N/A	N/A	N/A
0	N/A	N/A	N/A	N/A	N/A
0	N/A	N/A	N/A	N/A	N/A
0	N/A	N/A	N/A	N/A	N/A
0	N/A	N/A	N/A	N/A	N/A
0	N/A	N/A	N/A	N/A	N/A
0.000000	N/A	N/A	N/A	N/A	N/A
0	N/A	N/A	N/A	N/A	N/A
0.000000	N/A	N/A	N/A	N/A	N/A
0.000000	N/A	N/A	N/A	N/A	N/A
0	N/A	N/A	N/A	N/A	N/A
0	N/A	N/A	N/A	N/A	N/A
0	N/A	N/A	N/A	N/A	N/A
0.000000	N/A	N/A	N/A	N/A	N/A
0.000000	N/A	N/A	N/A	N/A	N/A
0	N/A	N/A	N/A	N/A	N/A
0.000000	N/A	N/A	N/A	N/A	N/A
0.000000	N/A	N/A	N/A	N/A	N/A
0	N/A	N/A	N/A	N/A	N/A
0	N/A	N/A	N/A	N/A	N/A
0	N/A	N/A	N/A	N/A	N/A
YES	N/A	N/A	N/A	N/A	N/A
No	N/A	N/A	N/A	N/A	N/A
No	N/A	N/A	N/A	N/A	N/A
	N/A	N/A	N/A	N/A	N/A
	N/A	N/A	N/A	N/A	N/A
	N/A	N/A	N/A	N/A	N/A

Price Cap Tariff Review Plan
Manual Input of EUCL Rates - No PICC or MOU Rates

Total Jurisdiction
(a)

0
0
0

0.00
0.00
0.00

0.00
0.00
0.00

0
0
0
0

0

Price Cap Tariff Review Plan
 Calculation of Minimum & Maximum EU Rates

Total Jurisdiction (a)	No Zone / Zone A (b)	Zone B (c)	Zone C (d)	Zone D (e)	Other Zone * (f)
CAP2	N/A	N/A	N/A	N/A	N/A
CAP2	N/A	N/A	N/A	N/A	N/A
CAP2	N/A	N/A	N/A	N/A	N/A
CAP2	CAP2	CAP2	CAP2	CAP2	CAP2
N/A	CAP2	CAP2	CAP2	CAP2	CAP2
N/A	CAP2	CAP2	CAP2	CAP2	CAP2
CAP2	CAP2	CAP2	CAP2	CAP2	CAP2
CAP2	N/A	N/A	N/A	N/A	N/A
CAP2	N/A	N/A	N/A	N/A	N/A
CAP2	CAP2	CAP2	CAP2	CAP2	CAP2
CAP2	N/A	N/A	N/A	N/A	N/A
N/A	CAP2	CAP2	CAP2	CAP2	CAP2
CAP2	N/A	N/A	N/A	N/A	N/A
CAP2	N/A	N/A	N/A	N/A	N/A
CAP2	CAP2	CAP2	CAP2	CAP2	CAP2
CAP2	N/A	N/A	N/A	N/A	N/A
CAP2	CAP2	CAP2	CAP2	CAP2	CAP2
CAP2	N/A	N/A	N/A	N/A	N/A
CAP2	N/A	N/A	N/A	N/A	N/A
CAP2	N/A	N/A	N/A	N/A	N/A
CAP2	N/A	N/A	N/A	N/A	N/A
CAP2	N/A	N/A	N/A	N/A	N/A
CAP2	CAP2	CAP2	CAP2	CAP2	CAP2
CAP2	CAP2	CAP2	CAP2	CAP2	CAP2
CAP2	CAP2	CAP2	CAP2	CAP2	CAP2
CAP2	CAP2	CAP2	CAP2	CAP2	CAP2
CAP2	N/A	N/A	N/A	N/A	N/A

Price Cap Tariff Review Plan
Allocation of Pool Revenues to MLB PICC & MLB EUCL

Total Jurisdiction (a)	No Zone / Zone A (b)	Zone B (c)	Zone C (d)	Zone D (e)	Other Zone * (f)
No Pooling	N/A	N/A	N/A	N/A	N/A
No Pooling	N/A	N/A	N/A	N/A	N/A
No Pooling	N/A	N/A	N/A	N/A	N/A
No Pooling	N/A	N/A	N/A	N/A	N/A
No Pooling	N/A	N/A	N/A	N/A	N/A
No Pooling	N/A	N/A	N/A	N/A	N/A
No Pooling	N/A	N/A	N/A	N/A	N/A
No Pooling	N/A	N/A	N/A	N/A	N/A
No Pooling	N/A	N/A	N/A	N/A	N/A
No Pooling	N/A	N/A	N/A	N/A	N/A
No Pooling	N/A	N/A	N/A	N/A	N/A
No Pooling	N/A	N/A	N/A	N/A	N/A
No Pooling	N/A	N/A	N/A	N/A	N/A
No Pooling	N/A	N/A	N/A	N/A	N/A
No Pooling	N/A	N/A	N/A	N/A	N/A
No Pooling	No Pooling	No Pooling	No Pooling	No Pooling	No Pooling
N/A	No Pooling	No Pooling	No Pooling	No Pooling	No Pooling
No Pooling	No Pooling	No Pooling	No Pooling	No Pooling	No Pooling
No Pooling	No Pooling	No Pooling	No Pooling	No Pooling	No Pooling
N/A	No Pooling	No Pooling	No Pooling	No Pooling	No Pooling
No Pooling	No Pooling	No Pooling	No Pooling	No Pooling	No Pooling
No Pooling	N/A	N/A	N/A	N/A	N/A

Price Cap Tariff Review Plan
Verification of Recovered CMT Revenue

Total Jurisdiction
(a)

0
0

0
0

0

0

0

0
0

0

0

0

0

Price Cap Tariff Review Plan
 Calculation of EUCL Limits, PICC Rate and CCL Rates

Total Jurisdiction (a)	No Zone / Zone A (b)	Zone B (c)	Zone C (d)	Zone D (e)	Other Zone * (f)
0	0	0	0	0	0
0	0	0	0	0	0
0	0	0	0	0	0
0	0	0	0	0	0
0	N/A	N/A	N/A	N/A	N/A
0	N/A	N/A	N/A	N/A	N/A
0	N/A	N/A	N/A	N/A	N/A
0	N/A	N/A	N/A	N/A	N/A
0	N/A	N/A	N/A	N/A	N/A
0	N/A	N/A	N/A	N/A	N/A
0	N/A	N/A	N/A	N/A	N/A
6.50	N/A	N/A	N/A	N/A	N/A
7.00	N/A	N/A	N/A	N/A	N/A
9.20	N/A	N/A	N/A	N/A	N/A
0.000000	N/A	N/A	N/A	N/A	N/A
0.000000	N/A	N/A	N/A	N/A	N/A
0.000000	N/A	N/A	N/A	N/A	N/A
0.000000	N/A	N/A	N/A	N/A	N/A

Price Cap Tariff Review Plan
 Calculation of EUCL Limits, PICC Rate and CCL Rates

Total Jurisdiction (a)	No Zone / Zone A (b)	Zone B (c)	Zone C (d)	Zone D (e)	Other Zone * (f)
0	N/A	N/A	N/A	N/A	N/A
0	N/A	N/A	N/A	N/A	N/A
0	N/A	N/A	N/A	N/A	N/A
0	N/A	N/A	N/A	N/A	N/A
0	N/A	N/A	N/A	N/A	N/A
0	N/A	N/A	N/A	N/A	N/A
0	N/A	N/A	N/A	N/A	N/A
0	N/A	N/A	N/A	N/A	N/A
0	N/A	N/A	N/A	N/A	N/A
0	N/A	N/A	N/A	N/A	N/A
0	N/A	N/A	N/A	N/A	N/A
0.000000	N/A	N/A	N/A	N/A	N/A
0	N/A	N/A	N/A	N/A	N/A
0.000000	N/A	N/A	N/A	N/A	N/A
0.000000	N/A	N/A	N/A	N/A	N/A
0	N/A	N/A	N/A	N/A	N/A
0	N/A	N/A	N/A	N/A	N/A
0	N/A	N/A	N/A	N/A	N/A
0.000000	N/A	N/A	N/A	N/A	N/A
0.000000	N/A	N/A	N/A	N/A	N/A
0	N/A	N/A	N/A	N/A	N/A
0.000000	N/A	N/A	N/A	N/A	N/A
0.000000	N/A	N/A	N/A	N/A	N/A
0	N/A	N/A	N/A	N/A	N/A
0	N/A	N/A	N/A	N/A	N/A
0	N/A	N/A	N/A	N/A	N/A
YES	N/A	N/A	N/A	N/A	N/A
No	N/A	N/A	N/A	N/A	N/A
No	N/A	N/A	N/A	N/A	N/A
N/A	N/A	N/A	N/A	N/A	N/A
N/A	N/A	N/A	N/A	N/A	N/A
N/A	N/A	N/A	N/A	N/A	N/A

Price Cap Tariff Review Plan
Manual Input of EUCL Rates - No PICC or MOU Rates

Total Jurisdiction
(a)

0
0
0

0.00
0.00
0.00

0.00
0.00
0.00

0
0
0
0

0

Price Cap Tariff Review Plan
 Calculation of Minimum & Maximum EU Rates

	Total Jurisdiction (a)	No Zone / Zone A (b)	Zone B (c)	Zone C (d)	Zone D (e)	Other Zone * (f)
	0	N/A	N/A	N/A	N/A	N/A
	0	N/A	N/A	N/A	N/A	N/A
	0	N/A	N/A	N/A	N/A	N/A
	0	0	0	0	0	0
N/A		0.00	0.00	0.00	0.00	0.00
N/A		0.00	0.00	0.00	0.00	0.00
	0	0	0	0	0	0
	0	N/A	N/A	N/A	N/A	N/A
	0	N/A	N/A	N/A	N/A	N/A
	0	0	0	0	0	0
	0	N/A	N/A	N/A	N/A	N/A
N/A		0	0	0	0	0
	0	N/A	N/A	N/A	N/A	N/A
	0	N/A	N/A	N/A	N/A	N/A
	0	0	0	0	0	0
	0	N/A	N/A	N/A	N/A	N/A
	0	N/A	N/A	N/A	N/A	N/A
	0	N/A	N/A	N/A	N/A	N/A
	0	N/A	N/A	N/A	N/A	N/A
	0	N/A	N/A	N/A	N/A	N/A
N/A		0.00	0.00	0.00	0.00	0.00
N/A		0.00	0.00	0.00	0.00	0.00
N/A		0.00	0.00	0.00	0.00	0.00
	0	0	0	0	0	0
	0	0	0	0	0	0
	0	0	0	0	0	0
	0	0	0	0	0	0
	0	N/A	N/A	N/A	N/A	N/A

Price Cap Tariff Review Plan
Allocation of Pool Revenues to MLB PICC & MLB EUCL

Total Jurisdiction (a)	No Zone / Zone A (b)	Zone B (c)	Zone C (d)	Zone D (e)	Other Zone * (f)
No Pooling	N/A	N/A	N/A	N/A	N/A
No Pooling	N/A	N/A	N/A	N/A	N/A
No Pooling	N/A	N/A	N/A	N/A	N/A
No Pooling	N/A	N/A	N/A	N/A	N/A
No Pooling	N/A	N/A	N/A	N/A	N/A
No Pooling	N/A	N/A	N/A	N/A	N/A
No Pooling	N/A	N/A	N/A	N/A	N/A
No Pooling	N/A	N/A	N/A	N/A	N/A
No Pooling	N/A	N/A	N/A	N/A	N/A
No Pooling	N/A	N/A	N/A	N/A	N/A
No Pooling	N/A	N/A	N/A	N/A	N/A
No Pooling	N/A	N/A	N/A	N/A	N/A
No Pooling	N/A	N/A	N/A	N/A	N/A
No Pooling	N/A	N/A	N/A	N/A	N/A
No Pooling	No Pooling	No Pooling	No Pooling	No Pooling	No Pooling
N/A	No Pooling	No Pooling	No Pooling	No Pooling	No Pooling
No Pooling	No Pooling	No Pooling	No Pooling	No Pooling	No Pooling
No Pooling	No Pooling	No Pooling	No Pooling	No Pooling	No Pooling
N/A	No Pooling	No Pooling	No Pooling	No Pooling	No Pooling
No Pooling	No Pooling	No Pooling	No Pooling	No Pooling	No Pooling
No Pooling	N/A	N/A	N/A	N/A	N/A

Price Cap Tariff Review Plan
Verification of Recovered CMT Revenue

Total Jurisdiction
(a)

0
0

0
0

0

0

0

0
0

0

0

0

0

Price Cap Tariff Review Plan
 Calculation of EUCL Limits, PICC Rate and CCL Rates

Total Jurisdiction (a)	No Zone / Zone A (b)	Zone B (c)	Zone C (d)	Zone D (e)	Other Zone (f)
0	0	0	0	0	0
0	0	0	0	0	0
0	0	0	0	0	0
0	0	0	0	0	0
0	N/A	N/A	N/A	N/A	N/A
0	N/A	N/A	N/A	N/A	N/A
0	N/A	N/A	N/A	N/A	N/A
0	N/A	N/A	N/A	N/A	N/A
0	N/A	N/A	N/A	N/A	N/A
0	N/A	N/A	N/A	N/A	N/A
0	N/A	N/A	N/A	N/A	N/A
6.50	N/A	N/A	N/A	N/A	N/A
7.00	N/A	N/A	N/A	N/A	N/A
9.20	N/A	N/A	N/A	N/A	N/A
0.000000	N/A	N/A	N/A	N/A	N/A
0.000000	N/A	N/A	N/A	N/A	N/A
0.000000	N/A	N/A	N/A	N/A	N/A
0.000000	N/A	N/A	N/A	N/A	N/A

Price Cap Tariff Review Plan
Manual Input of EUCL Rates - No PICC or MOU Rates

Total Jurisdiction
(a)

ok
ok
ok

Price Cap Tariff Review Plan
 Calculation of Minimum & Maximum EU Rates

Total Jurisdiction (a)	No Zone / Zone A (b)	Zone B (c)	Zone C (d)	Zone D (e)	Other Zone (f)
	N/A	N/A	N/A	N/A	N/A
	N/A	N/A	N/A	N/A	N/A
	N/A	N/A	N/A	N/A	N/A
N/A					
N/A					
	N/A	N/A	N/A	N/A	N/A
	N/A	N/A	N/A	N/A	N/A
	N/A	N/A	N/A	N/A	N/A
N/A					
	N/A	N/A	N/A	N/A	N/A
	N/A	N/A	N/A	N/A	N/A
	N/A	N/A	N/A	N/A	N/A
	N/A	N/A	N/A	N/A	N/A
	N/A	N/A	N/A	N/A	N/A
	N/A	N/A	N/A	N/A	N/A
N/A					
N/A					
N/A					
	N/A	N/A	N/A	N/A	N/A

Price Cap Tariff Review Plan
Verification of Recovered CMT Revenue

Total Jurisdiction
(a)

0
0

0
0

0

0

0

Agg.Rate 0

Agg.Rate

0

0 ok

0

LEC

FCC

Delta

Flag

0.00 *
0.00 *
0.00 *
0.00 *
0.00 *
0.00 *

0 0 0 *
0 0 0 *
0 0 0 *
0 Agg.Rate 0 *
0 Agg.Rate 0 *
0 0 0 *
0 0 0 *
0 0 0 *
*
*

Price Cap Tariff Review Plan
 Calculation of EUCL Limits, PICC Rate and CCL Rates

Total Jurisdiction (a)	No Zone / Zone A (b)	Zone B (c)	Zone C (d)	Zone D (e)	Other Zone (f)
0	0	0	0	0	0
0	0	0	0	0	0
0	0	0	0	0	0
0	0	0	0	0	0
0	N/A	N/A	N/A	N/A	N/A
0	N/A	N/A	N/A	N/A	N/A
0	N/A	N/A	N/A	N/A	N/A
0	N/A	N/A	N/A	N/A	N/A
0	N/A	N/A	N/A	N/A	N/A
0	N/A	N/A	N/A	N/A	N/A
0	N/A	N/A	N/A	N/A	N/A
6.50	N/A	N/A	N/A	N/A	N/A
7.00	N/A	N/A	N/A	N/A	N/A
9.20	N/A	N/A	N/A	N/A	N/A
0.000000	N/A	N/A	N/A	N/A	N/A
0.000000	N/A	N/A	N/A	N/A	N/A
0.0000	N/A	N/A	N/A	N/A	N/A
0.000000	N/A	N/A	N/A	N/A	N/A

Price Cap Tariff Review Plan
Manual Input of EUCL Rates - No PICC or MOU Rates

Total Jurisdiction
(a)

ok
ok
ok

Price Cap Tariff Review Plan
 Calculation of Minimum & Maximum EU Rates

Total Jurisdiction (a)	No Zone / Zone A (b)	Zone B (c)	Zone C (d)	Zone D (e)	Other Zone (f)
	N/A	N/A	N/A	N/A	N/A
	N/A	N/A	N/A	N/A	N/A
	N/A	N/A	N/A	N/A	N/A
N/A					
N/A					
	N/A	N/A	N/A	N/A	N/A
	N/A	N/A	N/A	N/A	N/A
	N/A	N/A	N/A	N/A	N/A
N/A					
	N/A	N/A	N/A	N/A	N/A
	N/A	N/A	N/A	N/A	N/A
	N/A	N/A	N/A	N/A	N/A
	N/A	N/A	N/A	N/A	N/A
	N/A	N/A	N/A	N/A	N/A
N/A					
N/A					
N/A					
	N/A	N/A	N/A	N/A	N/A

Price Cap Tariff Review Plan
Verification of Recovered CMT Revenue

Total Jurisdiction
(a)

0
0

0
0

0

0

0

Agg.Rate 0

Agg.Rate

0

0 ok

0

LEC

FCC

Delta

Flag

0.00 *
0.00 *
0.00 *
0.00 *
0.00 *
0.00 *

0 0 0 *
0 0 0 *
0 0 0 *
0 Agg.Rate 0 *
0 Agg.Rate 0 *
0 0 0 *
0 0 0 *
0 0 0 *
*
*

Price Cap Tariff Review Plan
 Calculation of EUCL Limits, PICC Rate and CCL Rates

Total Jurisdiction (a)	No Zone / Zone A (b)	Zone B (c)	Zone C (d)	Zone D (e)	Other Zone * (f)
0	0	0	0	0	0
0	0	0	0	0	0
0	0	0	0	0	0
0	0	0	0	0	0
0	N/A	N/A	N/A	N/A	N/A
0	N/A	N/A	N/A	N/A	N/A
0	N/A	N/A	N/A	N/A	N/A
0	N/A	N/A	N/A	N/A	N/A
0	N/A	N/A	N/A	N/A	N/A
0	N/A	N/A	N/A	N/A	N/A
0	N/A	N/A	N/A	N/A	N/A
6.50	N/A	N/A	N/A	N/A	N/A
7.00	N/A	N/A	N/A	N/A	N/A
9.20	N/A	N/A	N/A	N/A	N/A
0.000000	N/A	N/A	N/A	N/A	N/A
0.000000	N/A	N/A	N/A	N/A	N/A
1.000000	N/A	N/A	N/A	N/A	N/A
0.000000	N/A	N/A	N/A	N/A	N/A

Price Cap Tariff Review Plan
Manual Input of EUCL Rates - No PICC or MOU Rates

Total Jurisdiction
(a)

0

0

0

0.00

0.00

0.00

0.00

0.00

0.00

0

0

0

0

0

Price Cap Tariff Review Plan
 Calculation of Minimum & Maximum EU Rates

Total Jurisdiction (a)	No Zone / Zone A (b)	Zone B (c)	Zone C (d)	Zone D (e)	Other Zone * (f)
CAP2	N/A	N/A	N/A	N/A	N/A
CAP2	N/A	N/A	N/A	N/A	N/A
CAP2	N/A	N/A	N/A	N/A	N/A
CAP2	CAP2	CAP2	CAP2	CAP2	CAP2
N/A	CAP2	CAP2	CAP2	CAP2	CAP2
N/A	CAP2	CAP2	CAP2	CAP2	CAP2
CAP2	CAP2	CAP2	CAP2	CAP2	CAP2
CAP2	N/A	N/A	N/A	N/A	N/A
CAP2	N/A	N/A	N/A	N/A	N/A
CAP2	CAP2	CAP2	CAP2	CAP2	CAP2
CAP2	N/A	N/A	N/A	N/A	N/A
N/A	CAP2	CAP2	CAP2	CAP2	CAP2
CAP2	N/A	N/A	N/A	N/A	N/A
CAP2	N/A	N/A	N/A	N/A	N/A
CAP2	CAP2	CAP2	CAP2	CAP2	CAP2
CAP2	N/A	N/A	N/A	N/A	N/A
CAP2	CAP2	CAP2	CAP2	CAP2	CAP2
CAP2	N/A	N/A	N/A	N/A	N/A
CAP2	N/A	N/A	N/A	N/A	N/A
CAP2	N/A	N/A	N/A	N/A	N/A
CAP2	N/A	N/A	N/A	N/A	N/A
CAP2	N/A	N/A	N/A	N/A	N/A
CAP2	CAP2	CAP2	CAP2	CAP2	CAP2
CAP2	CAP2	CAP2	CAP2	CAP2	CAP2
CAP2	CAP2	CAP2	CAP2	CAP2	CAP2
CAP2	CAP2	CAP2	CAP2	CAP2	CAP2
CAP2	N/A	N/A	N/A	N/A	N/A

Price Cap Tariff Review Plan
Allocation of Pool Revenues to MLB PICC & MLB EUCL

Total Jurisdiction (a)	No Zone / Zone A (b)	Zone B (c)	Zone C (d)	Zone D (e)	Other Zone * (f)
No Pooling	N/A	N/A	N/A	N/A	N/A
No Pooling	N/A	N/A	N/A	N/A	N/A
No Pooling	N/A	N/A	N/A	N/A	N/A
No Pooling	N/A	N/A	N/A	N/A	N/A
No Pooling	N/A	N/A	N/A	N/A	N/A
No Pooling	N/A	N/A	N/A	N/A	N/A
No Pooling	N/A	N/A	N/A	N/A	N/A
No Pooling	N/A	N/A	N/A	N/A	N/A
No Pooling	N/A	N/A	N/A	N/A	N/A
No Pooling	N/A	N/A	N/A	N/A	N/A
No Pooling	N/A	N/A	N/A	N/A	N/A
No Pooling	N/A	N/A	N/A	N/A	N/A
No Pooling	N/A	N/A	N/A	N/A	N/A
No Pooling	N/A	N/A	N/A	N/A	N/A
No Pooling	N/A	N/A	N/A	N/A	N/A
No Pooling	No Pooling	No Pooling	No Pooling	No Pooling	No Pooling
N/A	No Pooling	No Pooling	No Pooling	No Pooling	No Pooling
No Pooling	No Pooling	No Pooling	No Pooling	No Pooling	No Pooling
No Pooling	No Pooling	No Pooling	No Pooling	No Pooling	No Pooling
N/A	No Pooling	No Pooling	No Pooling	No Pooling	No Pooling
No Pooling	No Pooling	No Pooling	No Pooling	No Pooling	No Pooling
No Pooling	N/A	N/A	N/A	N/A	N/A

Price Cap Tariff Review Plan
Verification of Recovered CMT Revenue

Total Jurisdiction
(a)

0
0

0
0

0

0

0

0
0

0

0

0

0

Price Cap Tariff Review Plan
 Calculation of EUCL Limits, PICC Rate and CCL Rates

Total Jurisdiction (a)	No Zone / Zone A (b)	Zone B (c)	Zone C (d)	Zone D (e)	Other Zone * (f)
0	0	0	0	0	0
0	0	0	0	0	0
0	0	0	0	0	0
0	0	0	0	0	0
0	N/A	N/A	N/A	N/A	N/A
0	N/A	N/A	N/A	N/A	N/A
0	N/A	N/A	N/A	N/A	N/A
0	N/A	N/A	N/A	N/A	N/A
0	N/A	N/A	N/A	N/A	N/A
0	N/A	N/A	N/A	N/A	N/A
0	N/A	N/A	N/A	N/A	N/A
6.50	N/A	N/A	N/A	N/A	N/A
7.00	N/A	N/A	N/A	N/A	N/A
9.20	N/A	N/A	N/A	N/A	N/A
0.000000	N/A	N/A	N/A	N/A	N/A
0.000000	N/A	N/A	N/A	N/A	N/A
0.000000	N/A	N/A	N/A	N/A	N/A
0.000000	N/A	N/A	N/A	N/A	N/A

Price Cap Tariff Review Plan
Manual Input of EUCL Rates - No PICC or MOU Rates

Total Jurisdiction
(a)

0

0

0

0.00

0.00

0.00

0.00

0.00

0.00

0

0

0

0

0

Price Cap Tariff Review Plan
 Calculation of Minimum & Maximum EU Rates

	Total Jurisdiction (a)	No Zone / Zone A (b)	Zone B (c)	Zone C (d)	Zone D (e)	Other Zone * (f)
	0	N/A	N/A	N/A	N/A	N/A
	0	N/A	N/A	N/A	N/A	N/A
	0	N/A	N/A	N/A	N/A	N/A
	0	0	0	0	0	0
N/A		0.00	0.00	0.00	0.00	0.00
N/A		0.00	0.00	0.00	0.00	0.00
	0	0	0	0	0	0
	0	N/A	N/A	N/A	N/A	N/A
	0	N/A	N/A	N/A	N/A	N/A
	0	0	0	0	0	0
	0	N/A	N/A	N/A	N/A	N/A
N/A		0	0	0	0	0
	0	N/A	N/A	N/A	N/A	N/A
	0	N/A	N/A	N/A	N/A	N/A
	0	0	0	0	0	0
	0	N/A	N/A	N/A	N/A	N/A
	0	N/A	N/A	N/A	N/A	N/A
	0	N/A	N/A	N/A	N/A	N/A
	0	N/A	N/A	N/A	N/A	N/A
	0	N/A	N/A	N/A	N/A	N/A
N/A		0.00	0.00	0.00	0.00	0.00
N/A		0.00	0.00	0.00	0.00	0.00
N/A		0.00	0.00	0.00	0.00	0.00
	0	0	0	0	0	0
	0	0	0	0	0	0
	0	0	0	0	0	0
	0	0	0	0	0	0
	0	N/A	N/A	N/A	N/A	N/A

Price Cap Tariff Review Plan
Allocation of Pool Revenues to MLB PICC & MLB EUCL

Total Jurisdiction (a)	No Zone / Zone A (b)	Zone B (c)	Zone C (d)	Zone D (e)	Other Zone * (f)
No Pooling	N/A	N/A	N/A	N/A	N/A
No Pooling	N/A	N/A	N/A	N/A	N/A
No Pooling	N/A	N/A	N/A	N/A	N/A
No Pooling	N/A	N/A	N/A	N/A	N/A
No Pooling	N/A	N/A	N/A	N/A	N/A
No Pooling	N/A	N/A	N/A	N/A	N/A
No Pooling	N/A	N/A	N/A	N/A	N/A
No Pooling	N/A	N/A	N/A	N/A	N/A
No Pooling	N/A	N/A	N/A	N/A	N/A
No Pooling	N/A	N/A	N/A	N/A	N/A
No Pooling	N/A	N/A	N/A	N/A	N/A
No Pooling	N/A	N/A	N/A	N/A	N/A
No Pooling	N/A	N/A	N/A	N/A	N/A
No Pooling	N/A	N/A	N/A	N/A	N/A
No Pooling	N/A	N/A	N/A	N/A	N/A
No Pooling	N/A	N/A	N/A	N/A	N/A
No Pooling	No Pooling	No Pooling	No Pooling	No Pooling	No Pooling
N/A	No Pooling	No Pooling	No Pooling	No Pooling	No Pooling
No Pooling	No Pooling	No Pooling	No Pooling	No Pooling	No Pooling
No Pooling	No Pooling	No Pooling	No Pooling	No Pooling	No Pooling
N/A	No Pooling	No Pooling	No Pooling	No Pooling	No Pooling
No Pooling	No Pooling	No Pooling	No Pooling	No Pooling	No Pooling
No Pooling	N/A	N/A	N/A	N/A	N/A

Price Cap Tariff Review Plan
Verification of Recovered CMT Revenue

Total Jurisdiction
(a)

0
0

0
0

0

0

0

0
0

0

0

0

0

Price Cap Tariff Review Plan
 Calculation of EUCL Limits, PICC Rate and CCL Rates

Total Jurisdiction (a)	No Zone / Zone A (b)	Zone B (c)	Zone C (d)	Zone D (e)	Other Zone (f)
0	0	0	0	0	0
0	0	0	0	0	0
0	0	0	0	0	0
0	0	0	0	0	0
0	N/A	N/A	N/A	N/A	N/A
0	N/A	N/A	N/A	N/A	N/A
0	N/A	N/A	N/A	N/A	N/A
0	N/A	N/A	N/A	N/A	N/A
0	N/A	N/A	N/A	N/A	N/A
0	N/A	N/A	N/A	N/A	N/A
0	N/A	N/A	N/A	N/A	N/A
6.50	N/A	N/A	N/A	N/A	N/A
7.00	N/A	N/A	N/A	N/A	N/A
9.20	N/A	N/A	N/A	N/A	N/A
0.000000	N/A	N/A	N/A	N/A	N/A
0.000000	N/A	N/A	N/A	N/A	N/A
0.000000	N/A	N/A	N/A	N/A	N/A
0.000000	N/A	N/A	N/A	N/A	N/A

Price Cap Tariff Review Plan
Manual Input of EUCL Rates - No PICC or MOU Rates

Total Jurisdiction
(a)

ok
ok
ok

Price Cap Tariff Review Plan
 Calculation of Minimum & Maximum EU Rates

Total Jurisdiction (a)	No Zone / Zone A (b)	Zone B (c)	Zone C (d)	Zone D (e)	Other Zone (f)
	N/A	N/A	N/A	N/A	N/A
	N/A	N/A	N/A	N/A	N/A
	N/A	N/A	N/A	N/A	N/A
N/A					
N/A					
	N/A	N/A	N/A	N/A	N/A
	N/A	N/A	N/A	N/A	N/A
	N/A	N/A	N/A	N/A	N/A
N/A					
	N/A	N/A	N/A	N/A	N/A
	N/A	N/A	N/A	N/A	N/A
	N/A	N/A	N/A	N/A	N/A
	N/A	N/A	N/A	N/A	N/A
	N/A	N/A	N/A	N/A	N/A
N/A					
N/A					
N/A					
	N/A	N/A	N/A	N/A	N/A

Price Cap Tariff Review Plan
 Allocation of Pool Revenues to MLB PICC & MLB EUCL

Total Jurisdiction (a)	No Zone / Zone A (b)	Zone B (c)	Zone C (d)	Zone D (e)	Other Zone (f)
	N/A	N/A	N/A	N/A	N/A
	N/A	N/A	N/A	N/A	N/A
	N/A	N/A	N/A	N/A	N/A
	N/A	N/A	N/A	N/A	N/A
	N/A	N/A	N/A	N/A	N/A
	N/A	N/A	N/A	N/A	N/A
	N/A	N/A	N/A	N/A	N/A
	N/A	N/A	N/A	N/A	N/A
	N/A	N/A	N/A	N/A	N/A
	N/A	N/A	N/A	N/A	N/A
	N/A	N/A	N/A	N/A	N/A
N/A					
N/A					
	N/A	N/A	N/A	N/A	N/A

Price Cap Tariff Review Plan
Verification of Recovered CMT Revenue

Total Jurisdiction
(a)

0
0

0
0

0

0

0

Agg.Rate 0

Agg.Rate

0

0 ok

0

LEC

FCC

Delta

Flag

0.00 *
0.00 *
0.00 *
0.00 *
0.00 *
0.00 *

0 0 0 *
0 0 0 *
0 0 0 *
0 Agg.Rate 0 *
0 Agg.Rate 0 *
0 0 0 *
0 0 0 *
0 0 0 *
*
*

Price Cap Tariff Review Plan
 Calculation of EUCL Limits, PICC Rate and CCL Rates

Total Jurisdiction (a)	No Zone / Zone A (b)	Zone B (c)	Zone C (d)	Zone D (e)	Other Zone (f)
0	0	0	0	0	0
0	0	0	0	0	0
0	0	0	0	0	0
0	0	0	0	0	0
0	N/A	N/A	N/A	N/A	N/A
0	N/A	N/A	N/A	N/A	N/A
0	N/A	N/A	N/A	N/A	N/A
0	N/A	N/A	N/A	N/A	N/A
0	N/A	N/A	N/A	N/A	N/A
0	N/A	N/A	N/A	N/A	N/A
0	N/A	N/A	N/A	N/A	N/A
6.50	N/A	N/A	N/A	N/A	N/A
7.00	N/A	N/A	N/A	N/A	N/A
9.20	N/A	N/A	N/A	N/A	N/A
0.000000	N/A	N/A	N/A	N/A	N/A
0.000000	N/A	N/A	N/A	N/A	N/A
0.0000	N/A	N/A	N/A	N/A	N/A
0.000000	N/A	N/A	N/A	N/A	N/A

Price Cap Tariff Review Plan
Manual Input of EUCL Rates - No PICC or MOU Rates

Total Jurisdiction
(a)

ok
ok
ok

Price Cap Tariff Review Plan
 Calculation of Minimum & Maximum EU Rates

Total Jurisdiction (a)	No Zone / Zone A (b)	Zone B (c)	Zone C (d)	Zone D (e)	Other Zone (f)
	N/A	N/A	N/A	N/A	N/A
	N/A	N/A	N/A	N/A	N/A
	N/A	N/A	N/A	N/A	N/A
N/A					
N/A					
	N/A	N/A	N/A	N/A	N/A
	N/A	N/A	N/A	N/A	N/A
	N/A	N/A	N/A	N/A	N/A
N/A					
	N/A	N/A	N/A	N/A	N/A
	N/A	N/A	N/A	N/A	N/A
	N/A	N/A	N/A	N/A	N/A
	N/A	N/A	N/A	N/A	N/A
	N/A	N/A	N/A	N/A	N/A
N/A					
N/A					
N/A					
	N/A	N/A	N/A	N/A	N/A

Price Cap Tariff Review Plan
Verification of Recovered CMT Revenue

Total Jurisdiction
(a)

0
0

0
0

0

0

0

Agg.Rate 0

Agg.Rate

0

0 ok

0

LEC

FCC

Delta

Flag

0.00 *
0.00 *
0.00 *
0.00 *
0.00 *
0.00 *

0 0 0 *
0 0 0 *
0 0 0 *
0 Agg.Rate 0 *
0 Agg.Rate 0 *
0 0 0 *
0 0 0 *
0 0 0 *
*
*

Price Cap Tariff Review Plan
 Calculation of EUCL Limits, PICC Rate and CCL Rates

Total Jurisdiction (a)	No Zone / Zone A (b)	Zone B (c)	Zone C (d)	Zone D (e)	Other Zone * (f)
0	0	0	0	0	0
0	0	0	0	0	0
0	0	0	0	0	0
0	0	0	0	0	0
0	N/A	N/A	N/A	N/A	N/A
0	N/A	N/A	N/A	N/A	N/A
0	N/A	N/A	N/A	N/A	N/A
0	N/A	N/A	N/A	N/A	N/A
0	N/A	N/A	N/A	N/A	N/A
0	N/A	N/A	N/A	N/A	N/A
0	N/A	N/A	N/A	N/A	N/A
6.50	N/A	N/A	N/A	N/A	N/A
7.00	N/A	N/A	N/A	N/A	N/A
9.20	N/A	N/A	N/A	N/A	N/A
0.000000	N/A	N/A	N/A	N/A	N/A
0.000000	N/A	N/A	N/A	N/A	N/A
1.000000	N/A	N/A	N/A	N/A	N/A
0.000000	N/A	N/A	N/A	N/A	N/A

Price Cap Tariff Review Plan
 Calculation of EUCL Limits, PICC Rate and CCL Rates

Total Jurisdiction (a)	No Zone / Zone A (b)	Zone B (c)	Zone C (d)	Zone D (e)	Other Zone * (f)
0	N/A	N/A	N/A	N/A	N/A
0	N/A	N/A	N/A	N/A	N/A
0	N/A	N/A	N/A	N/A	N/A
0	N/A	N/A	N/A	N/A	N/A
0	N/A	N/A	N/A	N/A	N/A
0	N/A	N/A	N/A	N/A	N/A
0	N/A	N/A	N/A	N/A	N/A
0	N/A	N/A	N/A	N/A	N/A
0	N/A	N/A	N/A	N/A	N/A
0	N/A	N/A	N/A	N/A	N/A
0	N/A	N/A	N/A	N/A	N/A
0.000000	N/A	N/A	N/A	N/A	N/A
0	N/A	N/A	N/A	N/A	N/A
0.000000	N/A	N/A	N/A	N/A	N/A
0.000000	N/A	N/A	N/A	N/A	N/A
0	N/A	N/A	N/A	N/A	N/A
0	N/A	N/A	N/A	N/A	N/A
0	N/A	N/A	N/A	N/A	N/A
0.000000	N/A	N/A	N/A	N/A	N/A
0.000000	N/A	N/A	N/A	N/A	N/A
0	N/A	N/A	N/A	N/A	N/A
0.000000	N/A	N/A	N/A	N/A	N/A
0.000000	N/A	N/A	N/A	N/A	N/A
0	N/A	N/A	N/A	N/A	N/A
0	N/A	N/A	N/A	N/A	N/A
0	N/A	N/A	N/A	N/A	N/A
YES	N/A	N/A	N/A	N/A	N/A
No	N/A	N/A	N/A	N/A	N/A
No	N/A	N/A	N/A	N/A	N/A
	N/A	N/A	N/A	N/A	N/A
	N/A	N/A	N/A	N/A	N/A
	N/A	N/A	N/A	N/A	N/A

Price Cap Tariff Review Plan
Manual Input of EUCL Rates - No PICC or MOU Rates

Total Jurisdiction
(a)

0

0

0

0.00

0.00

0.00

0.00

0.00

0.00

0

0

0

0

0

Price Cap Tariff Review Plan
 Calculation of Minimum & Maximum EU Rates

Total Jurisdiction (a)	No Zone / Zone A (b)	Zone B (c)	Zone C (d)	Zone D (e)	Other Zone * (f)
CAP2	N/A	N/A	N/A	N/A	N/A
CAP2	N/A	N/A	N/A	N/A	N/A
CAP2	N/A	N/A	N/A	N/A	N/A
CAP2	CAP2	CAP2	CAP2	CAP2	CAP2
N/A	CAP2	CAP2	CAP2	CAP2	CAP2
N/A	CAP2	CAP2	CAP2	CAP2	CAP2
CAP2	CAP2	CAP2	CAP2	CAP2	CAP2
CAP2	N/A	N/A	N/A	N/A	N/A
CAP2	N/A	N/A	N/A	N/A	N/A
CAP2	CAP2	CAP2	CAP2	CAP2	CAP2
CAP2	N/A	N/A	N/A	N/A	N/A
N/A	CAP2	CAP2	CAP2	CAP2	CAP2
CAP2	N/A	N/A	N/A	N/A	N/A
CAP2	N/A	N/A	N/A	N/A	N/A
CAP2	CAP2	CAP2	CAP2	CAP2	CAP2
CAP2	N/A	N/A	N/A	N/A	N/A
CAP2	N/A	N/A	N/A	N/A	N/A
CAP2	N/A	N/A	N/A	N/A	N/A
CAP2	N/A	N/A	N/A	N/A	N/A
CAP2	N/A	N/A	N/A	N/A	N/A
N/A	CAP2	CAP2	CAP2	CAP2	CAP2
N/A	CAP2	CAP2	CAP2	CAP2	CAP2
N/A	CAP2	CAP2	CAP2	CAP2	CAP2
CAP2	CAP2	CAP2	CAP2	CAP2	CAP2
CAP2	CAP2	CAP2	CAP2	CAP2	CAP2
CAP2	CAP2	CAP2	CAP2	CAP2	CAP2
CAP2	CAP2	CAP2	CAP2	CAP2	CAP2
CAP2	N/A	N/A	N/A	N/A	N/A

Price Cap Tariff Review Plan
Allocation of Pool Revenues to MLB PICC & MLB EUCL

Total Jurisdiction (a)	No Zone / Zone A (b)	Zone B (c)	Zone C (d)	Zone D (e)	Other Zone * (f)
No Pooling	N/A	N/A	N/A	N/A	N/A
No Pooling	N/A	N/A	N/A	N/A	N/A
No Pooling	N/A	N/A	N/A	N/A	N/A
No Pooling	N/A	N/A	N/A	N/A	N/A
No Pooling	N/A	N/A	N/A	N/A	N/A
No Pooling	N/A	N/A	N/A	N/A	N/A
No Pooling	N/A	N/A	N/A	N/A	N/A
No Pooling	N/A	N/A	N/A	N/A	N/A
No Pooling	N/A	N/A	N/A	N/A	N/A
No Pooling	N/A	N/A	N/A	N/A	N/A
No Pooling	N/A	N/A	N/A	N/A	N/A
No Pooling	N/A	N/A	N/A	N/A	N/A
No Pooling	N/A	N/A	N/A	N/A	N/A
No Pooling	N/A	N/A	N/A	N/A	N/A
No Pooling	No Pooling	No Pooling	No Pooling	No Pooling	No Pooling
N/A	No Pooling	No Pooling	No Pooling	No Pooling	No Pooling
No Pooling	No Pooling	No Pooling	No Pooling	No Pooling	No Pooling
No Pooling	No Pooling	No Pooling	No Pooling	No Pooling	No Pooling
N/A	No Pooling	No Pooling	No Pooling	No Pooling	No Pooling
No Pooling	No Pooling	No Pooling	No Pooling	No Pooling	No Pooling
No Pooling	N/A	N/A	N/A	N/A	N/A

Price Cap Tariff Review Plan
Verification of Recovered CMT Revenue

Total Jurisdiction
(a)

0
0

0
0

0

0

0

0
0

0

0

0

0

Price Cap Tariff Review Plan
 Calculation of EUCL Limits, PICC Rate and CCL Rates

Total Jurisdiction (a)	No Zone / Zone A (b)	Zone B (c)	Zone C (d)	Zone D (e)	Other Zone * (f)
0	0	0	0	0	0
0	0	0	0	0	0
0	0	0	0	0	0
0	0	0	0	0	0
0	N/A	N/A	N/A	N/A	N/A
0	N/A	N/A	N/A	N/A	N/A
0	N/A	N/A	N/A	N/A	N/A
0	N/A	N/A	N/A	N/A	N/A
0	N/A	N/A	N/A	N/A	N/A
0	N/A	N/A	N/A	N/A	N/A
0	N/A	N/A	N/A	N/A	N/A
6.50	N/A	N/A	N/A	N/A	N/A
7.00	N/A	N/A	N/A	N/A	N/A
9.20	N/A	N/A	N/A	N/A	N/A
0.000000	N/A	N/A	N/A	N/A	N/A
0.000000	N/A	N/A	N/A	N/A	N/A
0.000000	N/A	N/A	N/A	N/A	N/A
0.000000	N/A	N/A	N/A	N/A	N/A

Price Cap Tariff Review Plan
 Calculation of EUCL Limits, PICC Rate and CCL Rates

Total Jurisdiction (a)	No Zone / Zone A (b)	Zone B (c)	Zone C (d)	Zone D (e)	Other Zone * (f)
0	N/A	N/A	N/A	N/A	N/A
0	N/A	N/A	N/A	N/A	N/A
0	N/A	N/A	N/A	N/A	N/A
0	N/A	N/A	N/A	N/A	N/A
0	N/A	N/A	N/A	N/A	N/A
0	N/A	N/A	N/A	N/A	N/A
0	N/A	N/A	N/A	N/A	N/A
0	N/A	N/A	N/A	N/A	N/A
0	N/A	N/A	N/A	N/A	N/A
0	N/A	N/A	N/A	N/A	N/A
0	N/A	N/A	N/A	N/A	N/A
0	N/A	N/A	N/A	N/A	N/A
0.000000	N/A	N/A	N/A	N/A	N/A
0	N/A	N/A	N/A	N/A	N/A
0.000000	N/A	N/A	N/A	N/A	N/A
0.000000	N/A	N/A	N/A	N/A	N/A
0	N/A	N/A	N/A	N/A	N/A
0	N/A	N/A	N/A	N/A	N/A
0	N/A	N/A	N/A	N/A	N/A
0.000000	N/A	N/A	N/A	N/A	N/A
0.000000	N/A	N/A	N/A	N/A	N/A
0	N/A	N/A	N/A	N/A	N/A
0.000000	N/A	N/A	N/A	N/A	N/A
0.000000	N/A	N/A	N/A	N/A	N/A
0	N/A	N/A	N/A	N/A	N/A
0	N/A	N/A	N/A	N/A	N/A
0	N/A	N/A	N/A	N/A	N/A
YES	N/A	N/A	N/A	N/A	N/A
No	N/A	N/A	N/A	N/A	N/A
No	N/A	N/A	N/A	N/A	N/A
N/A	N/A	N/A	N/A	N/A	N/A
N/A	N/A	N/A	N/A	N/A	N/A
N/A	N/A	N/A	N/A	N/A	N/A

Price Cap Tariff Review Plan
Manual Input of EUCL Rates - No PICC or MOU Rates

Total Jurisdiction
(a)

0

0

0

0.00

0.00

0.00

0.00

0.00

0.00

0

0

0

0

0

Price Cap Tariff Review Plan
 Calculation of Minimum & Maximum EU Rates

	Total Jurisdiction (a)	No Zone / Zone A (b)	Zone B (c)	Zone C (d)	Zone D (e)	Other Zone * (f)
	0	N/A	N/A	N/A	N/A	N/A
	0	N/A	N/A	N/A	N/A	N/A
	0	N/A	N/A	N/A	N/A	N/A
	0	0	0	0	0	0
N/A		0.00	0.00	0.00	0.00	0.00
N/A		0.00	0.00	0.00	0.00	0.00
	0	0	0	0	0	0
	0	N/A	N/A	N/A	N/A	N/A
	0	N/A	N/A	N/A	N/A	N/A
	0	0	0	0	0	0
	0	N/A	N/A	N/A	N/A	N/A
N/A		0	0	0	0	0
	0	N/A	N/A	N/A	N/A	N/A
	0	N/A	N/A	N/A	N/A	N/A
	0	0	0	0	0	0
	0	N/A	N/A	N/A	N/A	N/A
	0	N/A	N/A	N/A	N/A	N/A
	0	N/A	N/A	N/A	N/A	N/A
	0	N/A	N/A	N/A	N/A	N/A
	0	N/A	N/A	N/A	N/A	N/A
N/A		0.00	0.00	0.00	0.00	0.00
N/A		0.00	0.00	0.00	0.00	0.00
N/A		0.00	0.00	0.00	0.00	0.00
	0	0	0	0	0	0
	0	0	0	0	0	0
	0	0	0	0	0	0
	0	0	0	0	0	0
	0	N/A	N/A	N/A	N/A	N/A

Price Cap Tariff Review Plan
Allocation of Pool Revenues to MLB PICC & MLB EUCL

Total Jurisdiction (a)	No Zone / Zone A (b)	Zone B (c)	Zone C (d)	Zone D (e)	Other Zone * (f)
No Pooling	N/A	N/A	N/A	N/A	N/A
No Pooling	N/A	N/A	N/A	N/A	N/A
No Pooling	N/A	N/A	N/A	N/A	N/A
No Pooling	N/A	N/A	N/A	N/A	N/A
No Pooling	N/A	N/A	N/A	N/A	N/A
No Pooling	N/A	N/A	N/A	N/A	N/A
No Pooling	N/A	N/A	N/A	N/A	N/A
No Pooling	N/A	N/A	N/A	N/A	N/A
No Pooling	N/A	N/A	N/A	N/A	N/A
No Pooling	N/A	N/A	N/A	N/A	N/A
No Pooling	N/A	N/A	N/A	N/A	N/A
No Pooling	N/A	N/A	N/A	N/A	N/A
No Pooling	N/A	N/A	N/A	N/A	N/A
No Pooling	N/A	N/A	N/A	N/A	N/A
No Pooling	N/A	N/A	N/A	N/A	N/A
No Pooling	No Pooling	No Pooling	No Pooling	No Pooling	No Pooling
N/A	No Pooling	No Pooling	No Pooling	No Pooling	No Pooling
No Pooling	No Pooling	No Pooling	No Pooling	No Pooling	No Pooling
No Pooling	No Pooling	No Pooling	No Pooling	No Pooling	No Pooling
N/A	No Pooling	No Pooling	No Pooling	No Pooling	No Pooling
No Pooling	No Pooling	No Pooling	No Pooling	No Pooling	No Pooling
No Pooling	N/A	N/A	N/A	N/A	N/A

Price Cap Tariff Review Plan
Verification of Recovered CMT Revenue

Total Jurisdiction
(a)

0
0

0
0

0

0

0

0
0

0

0

0

0

Price Cap Tariff Review Plan
 Calculation of EUCL Limits, PICC Rate and CCL Rates

Total Jurisdiction (a)	No Zone / Zone A (b)	Zone B (c)	Zone C (d)	Zone D (e)	Other Zone (f)
0	0	0	0	0	0
0	0	0	0	0	0
0	0	0	0	0	0
0	0	0	0	0	0
0	N/A	N/A	N/A	N/A	N/A
0	N/A	N/A	N/A	N/A	N/A
0	N/A	N/A	N/A	N/A	N/A
0	N/A	N/A	N/A	N/A	N/A
0	N/A	N/A	N/A	N/A	N/A
0	N/A	N/A	N/A	N/A	N/A
0	N/A	N/A	N/A	N/A	N/A
6.50	N/A	N/A	N/A	N/A	N/A
7.00	N/A	N/A	N/A	N/A	N/A
9.20	N/A	N/A	N/A	N/A	N/A
0.000000	N/A	N/A	N/A	N/A	N/A
0.000000	N/A	N/A	N/A	N/A	N/A
0.000000	N/A	N/A	N/A	N/A	N/A
0.000000	N/A	N/A	N/A	N/A	N/A

Price Cap Tariff Review Plan
Manual Input of EUCL Rates - No PICC or MOU Rates

Total Jurisdiction
(a)

ok
ok
ok

Price Cap Tariff Review Plan
 Calculation of Minimum & Maximum EU Rates

Total Jurisdiction (a)	No Zone / Zone A (b)	Zone B (c)	Zone C (d)	Zone D (e)	Other Zone (f)
	N/A	N/A	N/A	N/A	N/A
	N/A	N/A	N/A	N/A	N/A
	N/A	N/A	N/A	N/A	N/A
N/A					
N/A					
	N/A	N/A	N/A	N/A	N/A
	N/A	N/A	N/A	N/A	N/A
	N/A	N/A	N/A	N/A	N/A
N/A					
	N/A	N/A	N/A	N/A	N/A
	N/A	N/A	N/A	N/A	N/A
	N/A	N/A	N/A	N/A	N/A
	N/A	N/A	N/A	N/A	N/A
	N/A	N/A	N/A	N/A	N/A
N/A					
N/A					
N/A					
	N/A	N/A	N/A	N/A	N/A

Price Cap Tariff Review Plan
Allocation of Pool Revenues to MLB PICC & MLB EUCL

Total Jurisdiction (a)	No Zone / Zone A (b)	Zone B (c)	Zone C (d)	Zone D (e)	Other Zone (f)
	N/A	N/A	N/A	N/A	N/A
	N/A	N/A	N/A	N/A	N/A
	N/A	N/A	N/A	N/A	N/A
	N/A	N/A	N/A	N/A	N/A
	N/A	N/A	N/A	N/A	N/A
	N/A	N/A	N/A	N/A	N/A
	N/A	N/A	N/A	N/A	N/A
	N/A	N/A	N/A	N/A	N/A
	N/A	N/A	N/A	N/A	N/A
	N/A	N/A	N/A	N/A	N/A
	N/A	N/A	N/A	N/A	N/A
N/A					
N/A					
	N/A	N/A	N/A	N/A	N/A

Price Cap Tariff Review Plan
Verification of Recovered CMT Revenue

Total Jurisdiction
(a)

0
0

0
0

0

0

0

Agg.Rate 0

Agg.Rate

0

0 ok

0

LEC

FCC

Delta

Flag

0.00 *
0.00 *
0.00 *
0.00 *
0.00 *
0.00 *

0 0 0 *
0 0 0 *
0 0 0 *
0 Agg.Rate 0 *
0 Agg.Rate 0 *
0 0 0 *
0 0 0 *
0 0 0 *
*
*

Price Cap Tariff Review Plan
 Calculation of EUCL Limits, PICC Rate and CCL Rates

Total Jurisdiction (a)	No Zone / Zone A (b)	Zone B (c)	Zone C (d)	Zone D (e)	Other Zone (f)
0	0	0	0	0	0
0	0	0	0	0	0
0	0	0	0	0	0
0	0	0	0	0	0
0	N/A	N/A	N/A	N/A	N/A
0	N/A	N/A	N/A	N/A	N/A
0	N/A	N/A	N/A	N/A	N/A
0	N/A	N/A	N/A	N/A	N/A
0	N/A	N/A	N/A	N/A	N/A
0	N/A	N/A	N/A	N/A	N/A
0	N/A	N/A	N/A	N/A	N/A
6.50	N/A	N/A	N/A	N/A	N/A
7.00	N/A	N/A	N/A	N/A	N/A
9.20	N/A	N/A	N/A	N/A	N/A
0.000000	N/A	N/A	N/A	N/A	N/A
0.000000	N/A	N/A	N/A	N/A	N/A
0.0000	N/A	N/A	N/A	N/A	N/A
0.000000	N/A	N/A	N/A	N/A	N/A

Price Cap Tariff Review Plan
Manual Input of EUCL Rates - No PICC or MOU Rates

Total Jurisdiction
(a)

ok
ok
ok

Price Cap Tariff Review Plan
 Calculation of Minimum & Maximum EU Rates

Total Jurisdiction (a)	No Zone / Zone A (b)	Zone B (c)	Zone C (d)	Zone D (e)	Other Zone (f)
	N/A	N/A	N/A	N/A	N/A
	N/A	N/A	N/A	N/A	N/A
	N/A	N/A	N/A	N/A	N/A
N/A					
N/A					
	N/A	N/A	N/A	N/A	N/A
	N/A	N/A	N/A	N/A	N/A
	N/A	N/A	N/A	N/A	N/A
N/A					
	N/A	N/A	N/A	N/A	N/A
	N/A	N/A	N/A	N/A	N/A
	N/A	N/A	N/A	N/A	N/A
	N/A	N/A	N/A	N/A	N/A
	N/A	N/A	N/A	N/A	N/A
N/A					
N/A					
N/A					
	N/A	N/A	N/A	N/A	N/A

Price Cap Tariff Review Plan
Verification of Recovered CMT Revenue

Total Jurisdiction
(a)

0
0

0
0

0

0

0

Agg.Rate 0

Agg.Rate

0

0 ok

0

LEC

FCC

Delta

Flag

0.00 *
0.00 *
0.00 *
0.00 *
0.00 *
0.00 *

0 0 0 *
0 0 0 *
0 0 0 *
0 Agg.Rate 0 *
0 Agg.Rate 0 *
0 0 0 *
0 0 0 *
0 0 0 *
*
*

Price Cap Tariff Review Plan
 Calculation of EUCL Limits, PICC Rate and CCL Rates

Total Jurisdiction (a)	No Zone / Zone A (b)	Zone B (c)	Zone C (d)	Zone D (e)	Other Zone * (f)
0	0	0	0	0	0
0	0	0	0	0	0
0	0	0	0	0	0
0	0	0	0	0	0
0	N/A	N/A	N/A	N/A	N/A
0	N/A	N/A	N/A	N/A	N/A
0	N/A	N/A	N/A	N/A	N/A
0	N/A	N/A	N/A	N/A	N/A
0	N/A	N/A	N/A	N/A	N/A
0	N/A	N/A	N/A	N/A	N/A
0	N/A	N/A	N/A	N/A	N/A
6.50	N/A	N/A	N/A	N/A	N/A
7.00	N/A	N/A	N/A	N/A	N/A
9.20	N/A	N/A	N/A	N/A	N/A
0.000000	N/A	N/A	N/A	N/A	N/A
0.000000	N/A	N/A	N/A	N/A	N/A
1.000000	N/A	N/A	N/A	N/A	N/A
0.000000	N/A	N/A	N/A	N/A	N/A

Price Cap Tariff Review Plan
 Calculation of EUCL Limits, PICC Rate and CCL Rates

Total Jurisdiction (a)	No Zone / Zone A (b)	Zone B (c)	Zone C (d)	Zone D (e)	Other Zone * (f)
0	N/A	N/A	N/A	N/A	N/A
0	N/A	N/A	N/A	N/A	N/A
0	N/A	N/A	N/A	N/A	N/A
0	N/A	N/A	N/A	N/A	N/A
0	N/A	N/A	N/A	N/A	N/A
0	N/A	N/A	N/A	N/A	N/A
0	N/A	N/A	N/A	N/A	N/A
0	N/A	N/A	N/A	N/A	N/A
0	N/A	N/A	N/A	N/A	N/A
0	N/A	N/A	N/A	N/A	N/A
0	N/A	N/A	N/A	N/A	N/A
0	N/A	N/A	N/A	N/A	N/A
0.000000	N/A	N/A	N/A	N/A	N/A
0	N/A	N/A	N/A	N/A	N/A
0.000000	N/A	N/A	N/A	N/A	N/A
0.000000	N/A	N/A	N/A	N/A	N/A
0	N/A	N/A	N/A	N/A	N/A
0	N/A	N/A	N/A	N/A	N/A
0	N/A	N/A	N/A	N/A	N/A
0.000000	N/A	N/A	N/A	N/A	N/A
0.000000	N/A	N/A	N/A	N/A	N/A
0	N/A	N/A	N/A	N/A	N/A
0.000000	N/A	N/A	N/A	N/A	N/A
0.000000	N/A	N/A	N/A	N/A	N/A
0	N/A	N/A	N/A	N/A	N/A
0	N/A	N/A	N/A	N/A	N/A
0	N/A	N/A	N/A	N/A	N/A
YES	N/A	N/A	N/A	N/A	N/A
No	N/A	N/A	N/A	N/A	N/A
No	N/A	N/A	N/A	N/A	N/A
	N/A	N/A	N/A	N/A	N/A
	N/A	N/A	N/A	N/A	N/A
	N/A	N/A	N/A	N/A	N/A

Price Cap Tariff Review Plan
Manual Input of EUCL Rates - No PICC or MOU Rates

Total Jurisdiction
(a)

0

0

0

0.00

0.00

0.00

0.00

0.00

0.00

0

0

0

0

0

Price Cap Tariff Review Plan
 Calculation of Minimum & Maximum EU Rates

Total Jurisdiction (a)	No Zone / Zone A (b)	Zone B (c)	Zone C (d)	Zone D (e)	Other Zone * (f)
CAP2	N/A	N/A	N/A	N/A	N/A
CAP2	N/A	N/A	N/A	N/A	N/A
CAP2	N/A	N/A	N/A	N/A	N/A
CAP2	CAP2	CAP2	CAP2	CAP2	CAP2
N/A	CAP2	CAP2	CAP2	CAP2	CAP2
N/A	CAP2	CAP2	CAP2	CAP2	CAP2
CAP2	CAP2	CAP2	CAP2	CAP2	CAP2
CAP2	N/A	N/A	N/A	N/A	N/A
CAP2	N/A	N/A	N/A	N/A	N/A
CAP2	CAP2	CAP2	CAP2	CAP2	CAP2
CAP2	N/A	N/A	N/A	N/A	N/A
N/A	CAP2	CAP2	CAP2	CAP2	CAP2
CAP2	N/A	N/A	N/A	N/A	N/A
CAP2	N/A	N/A	N/A	N/A	N/A
CAP2	CAP2	CAP2	CAP2	CAP2	CAP2
CAP2	N/A	N/A	N/A	N/A	N/A
CAP2	N/A	N/A	N/A	N/A	N/A
CAP2	N/A	N/A	N/A	N/A	N/A
CAP2	N/A	N/A	N/A	N/A	N/A
CAP2	N/A	N/A	N/A	N/A	N/A
N/A	CAP2	CAP2	CAP2	CAP2	CAP2
N/A	CAP2	CAP2	CAP2	CAP2	CAP2
N/A	CAP2	CAP2	CAP2	CAP2	CAP2
CAP2	CAP2	CAP2	CAP2	CAP2	CAP2
CAP2	CAP2	CAP2	CAP2	CAP2	CAP2
CAP2	CAP2	CAP2	CAP2	CAP2	CAP2
CAP2	CAP2	CAP2	CAP2	CAP2	CAP2
CAP2	N/A	N/A	N/A	N/A	N/A

Price Cap Tariff Review Plan
Allocation of Pool Revenues to MLB PICC & MLB EUCL

Total Jurisdiction (a)	No Zone / Zone A (b)	Zone B (c)	Zone C (d)	Zone D (e)	Other Zone * (f)
No Pooling	N/A	N/A	N/A	N/A	N/A
No Pooling	N/A	N/A	N/A	N/A	N/A
No Pooling	N/A	N/A	N/A	N/A	N/A
No Pooling	N/A	N/A	N/A	N/A	N/A
No Pooling	N/A	N/A	N/A	N/A	N/A
No Pooling	N/A	N/A	N/A	N/A	N/A
No Pooling	N/A	N/A	N/A	N/A	N/A
No Pooling	N/A	N/A	N/A	N/A	N/A
No Pooling	N/A	N/A	N/A	N/A	N/A
No Pooling	N/A	N/A	N/A	N/A	N/A
No Pooling	N/A	N/A	N/A	N/A	N/A
No Pooling	N/A	N/A	N/A	N/A	N/A
No Pooling	N/A	N/A	N/A	N/A	N/A
No Pooling	N/A	N/A	N/A	N/A	N/A
No Pooling	N/A	N/A	N/A	N/A	N/A
No Pooling	N/A	N/A	N/A	N/A	N/A
No Pooling	No Pooling	No Pooling	No Pooling	No Pooling	No Pooling
N/A	No Pooling	No Pooling	No Pooling	No Pooling	No Pooling
No Pooling	No Pooling	No Pooling	No Pooling	No Pooling	No Pooling
No Pooling	No Pooling	No Pooling	No Pooling	No Pooling	No Pooling
N/A	No Pooling	No Pooling	No Pooling	No Pooling	No Pooling
No Pooling	No Pooling	No Pooling	No Pooling	No Pooling	No Pooling
No Pooling	N/A	N/A	N/A	N/A	N/A

Price Cap Tariff Review Plan
Verification of Recovered CMT Revenue

Total Jurisdiction
(a)

0
0

0
0

0

0

0

0
0

0

0

0

0

Price Cap Tariff Review Plan
 Calculation of EUCL Limits, PICC Rate and CCL Rates

Total Jurisdiction (a)	No Zone / Zone A (b)	Zone B (c)	Zone C (d)	Zone D (e)	Other Zone * (f)
0	0	0	0	0	0
0	0	0	0	0	0
0	0	0	0	0	0
0	0	0	0	0	0
0	N/A	N/A	N/A	N/A	N/A
0	N/A	N/A	N/A	N/A	N/A
0	N/A	N/A	N/A	N/A	N/A
0	N/A	N/A	N/A	N/A	N/A
0	N/A	N/A	N/A	N/A	N/A
0	N/A	N/A	N/A	N/A	N/A
0	N/A	N/A	N/A	N/A	N/A
6.50	N/A	N/A	N/A	N/A	N/A
7.00	N/A	N/A	N/A	N/A	N/A
9.20	N/A	N/A	N/A	N/A	N/A
0.000000	N/A	N/A	N/A	N/A	N/A
0.000000	N/A	N/A	N/A	N/A	N/A
0.000000	N/A	N/A	N/A	N/A	N/A
0.000000	N/A	N/A	N/A	N/A	N/A

Price Cap Tariff Review Plan
Calculation of EUCL Limits, PICC Rate and CCL Rates

Total Jurisdiction (a)	No Zone / Zone A (b)	Zone B (c)	Zone C (d)	Zone D (e)	Other Zone * (f)
	0	N/A	N/A	N/A	N/A
	0	N/A	N/A	N/A	N/A
	0	N/A	N/A	N/A	N/A
	0	N/A	N/A	N/A	N/A
	0	N/A	N/A	N/A	N/A
	0	N/A	N/A	N/A	N/A
	0	N/A	N/A	N/A	N/A
	0	N/A	N/A	N/A	N/A
	0	N/A	N/A	N/A	N/A
	0.000000	N/A	N/A	N/A	N/A
	0	N/A	N/A	N/A	N/A
	0.000000	N/A	N/A	N/A	N/A
	0.000000	N/A	N/A	N/A	N/A
	0	N/A	N/A	N/A	N/A
	0	N/A	N/A	N/A	N/A
	0	N/A	N/A	N/A	N/A
	0.000000	N/A	N/A	N/A	N/A
	0.000000	N/A	N/A	N/A	N/A
	0	N/A	N/A	N/A	N/A
	0.000000	N/A	N/A	N/A	N/A
	0.000000	N/A	N/A	N/A	N/A
	0	N/A	N/A	N/A	N/A
	0	N/A	N/A	N/A	N/A
	0	N/A	N/A	N/A	N/A
YES		N/A	N/A	N/A	N/A
No		N/A	N/A	N/A	N/A
No		N/A	N/A	N/A	N/A
		N/A	N/A	N/A	N/A
		N/A	N/A	N/A	N/A
		N/A	N/A	N/A	N/A

Price Cap Tariff Review Plan
Manual Input of EUCL Rates - No PICC or MOU Rates

Total Jurisdiction
(a)

0
0
0

0.00
0.00
0.00

0.00
0.00
0.00

0
0
0
0

0

Price Cap Tariff Review Plan
 Calculation of Minimum & Maximum EU Rates

	Total Jurisdiction (a)	No Zone / Zone A (b)	Zone B (c)	Zone C (d)	Zone D (e)	Other Zone * (f)
	0	N/A	N/A	N/A	N/A	N/A
	0	N/A	N/A	N/A	N/A	N/A
	0	N/A	N/A	N/A	N/A	N/A
	0	0	0	0	0	0
N/A		0.00	0.00	0.00	0.00	0.00
N/A		0.00	0.00	0.00	0.00	0.00
	0	0	0	0	0	0
	0	N/A	N/A	N/A	N/A	N/A
	0	N/A	N/A	N/A	N/A	N/A
	0	0	0	0	0	0
	0	N/A	N/A	N/A	N/A	N/A
N/A		0	0	0	0	0
	0	N/A	N/A	N/A	N/A	N/A
	0	N/A	N/A	N/A	N/A	N/A
	0	0	0	0	0	0
	0	N/A	N/A	N/A	N/A	N/A
	0	N/A	N/A	N/A	N/A	N/A
	0	N/A	N/A	N/A	N/A	N/A
	0	N/A	N/A	N/A	N/A	N/A
	0	N/A	N/A	N/A	N/A	N/A
N/A		0.00	0.00	0.00	0.00	0.00
N/A		0.00	0.00	0.00	0.00	0.00
N/A		0.00	0.00	0.00	0.00	0.00
	0	0	0	0	0	0
	0	0	0	0	0	0
	0	0	0	0	0	0
	0	0	0	0	0	0
	0	N/A	N/A	N/A	N/A	N/A

Price Cap Tariff Review Plan
Allocation of Pool Revenues to MLB PICC & MLB EUCL

Total Jurisdiction (a)	No Zone / Zone A (b)	Zone B (c)	Zone C (d)	Zone D (e)	Other Zone * (f)
No Pooling	N/A	N/A	N/A	N/A	N/A
No Pooling	N/A	N/A	N/A	N/A	N/A
No Pooling	N/A	N/A	N/A	N/A	N/A
No Pooling	N/A	N/A	N/A	N/A	N/A
No Pooling	N/A	N/A	N/A	N/A	N/A
No Pooling	N/A	N/A	N/A	N/A	N/A
No Pooling	N/A	N/A	N/A	N/A	N/A
No Pooling	N/A	N/A	N/A	N/A	N/A
No Pooling	N/A	N/A	N/A	N/A	N/A
No Pooling	N/A	N/A	N/A	N/A	N/A
No Pooling	N/A	N/A	N/A	N/A	N/A
No Pooling	N/A	N/A	N/A	N/A	N/A
No Pooling	N/A	N/A	N/A	N/A	N/A
No Pooling	N/A	N/A	N/A	N/A	N/A
No Pooling	N/A	N/A	N/A	N/A	N/A
No Pooling	N/A	N/A	N/A	N/A	N/A
No Pooling	N/A	N/A	N/A	N/A	N/A
No Pooling	No Pooling	No Pooling	No Pooling	No Pooling	No Pooling
N/A	No Pooling	No Pooling	No Pooling	No Pooling	No Pooling
No Pooling	No Pooling	No Pooling	No Pooling	No Pooling	No Pooling
No Pooling	No Pooling	No Pooling	No Pooling	No Pooling	No Pooling
N/A	No Pooling	No Pooling	No Pooling	No Pooling	No Pooling
No Pooling	No Pooling	No Pooling	No Pooling	No Pooling	No Pooling
No Pooling	N/A	N/A	N/A	N/A	N/A

Price Cap Tariff Review Plan
Verification of Recovered CMT Revenue

Total Jurisdiction
(a)

0
0

0
0

0

0

0

0
0

0

0

0

0

Price Cap Tariff Review Plan
 Calculation of EUCL Limits, PICC Rate and CCL Rates

Total Jurisdiction (a)	No Zone / Zone A (b)	Zone B (c)	Zone C (d)	Zone D (e)	Other Zone (f)
0	0	0	0	0	0
0	0	0	0	0	0
0	0	0	0	0	0
0	0	0	0	0	0
0	N/A	N/A	N/A	N/A	N/A
0	N/A	N/A	N/A	N/A	N/A
0	N/A	N/A	N/A	N/A	N/A
0	N/A	N/A	N/A	N/A	N/A
0	N/A	N/A	N/A	N/A	N/A
0	N/A	N/A	N/A	N/A	N/A
0	N/A	N/A	N/A	N/A	N/A
6.50	N/A	N/A	N/A	N/A	N/A
7.00	N/A	N/A	N/A	N/A	N/A
9.20	N/A	N/A	N/A	N/A	N/A
0.000000	N/A	N/A	N/A	N/A	N/A
0.000000	N/A	N/A	N/A	N/A	N/A
0.000000	N/A	N/A	N/A	N/A	N/A
0.000000	N/A	N/A	N/A	N/A	N/A

Price Cap Tariff Review Plan
Manual Input of EUCL Rates - No PICC or MOU Rates

Total Jurisdiction
(a)

ok
ok
ok

Price Cap Tariff Review Plan
 Calculation of Minimum & Maximum EU Rates

Total Jurisdiction (a)	No Zone / Zone A (b)	Zone B (c)	Zone C (d)	Zone D (e)	Other Zone (f)
	N/A	N/A	N/A	N/A	N/A
	N/A	N/A	N/A	N/A	N/A
	N/A	N/A	N/A	N/A	N/A
N/A					
N/A					
	N/A	N/A	N/A	N/A	N/A
	N/A	N/A	N/A	N/A	N/A
	N/A	N/A	N/A	N/A	N/A
N/A					
	N/A	N/A	N/A	N/A	N/A
	N/A	N/A	N/A	N/A	N/A
	N/A	N/A	N/A	N/A	N/A
	N/A	N/A	N/A	N/A	N/A
	N/A	N/A	N/A	N/A	N/A
	N/A	N/A	N/A	N/A	N/A
N/A					
N/A					
N/A					
	N/A	N/A	N/A	N/A	N/A

Price Cap Tariff Review Plan
Verification of Recovered CMT Revenue

Total Jurisdiction
(a)

0
0

0
0

0

0

0

Agg.Rate 0

Agg.Rate

0

0 ok

0

LEC

FCC

Delta

Flag

0.00 *
0.00 *
0.00 *
0.00 *
0.00 *
0.00 *

0 0 0 *
0 0 0 *
0 0 0 *
0 Agg.Rate 0 *
0 Agg.Rate 0 *
0 0 0 *
0 0 0 *
0 0 0 *
*
*

Price Cap Tariff Review Plan
 Calculation of EUCL Limits, PICC Rate and CCL Rates

Total Jurisdiction (a)	No Zone / Zone A (b)	Zone B (c)	Zone C (d)	Zone D (e)	Other Zone (f)
0	0	0	0	0	0
0	0	0	0	0	0
0	0	0	0	0	0
0	0	0	0	0	0
0	N/A	N/A	N/A	N/A	N/A
0	N/A	N/A	N/A	N/A	N/A
0	N/A	N/A	N/A	N/A	N/A
0	N/A	N/A	N/A	N/A	N/A
0	N/A	N/A	N/A	N/A	N/A
0	N/A	N/A	N/A	N/A	N/A
0	N/A	N/A	N/A	N/A	N/A
6.50	N/A	N/A	N/A	N/A	N/A
7.00	N/A	N/A	N/A	N/A	N/A
9.20	N/A	N/A	N/A	N/A	N/A
0.000000	N/A	N/A	N/A	N/A	N/A
0.000000	N/A	N/A	N/A	N/A	N/A
0.0000	N/A	N/A	N/A	N/A	N/A
0.000000	N/A	N/A	N/A	N/A	N/A

Price Cap Tariff Review Plan
Manual Input of EUCL Rates - No PICC or MOU Rates

Total Jurisdiction
(a)

ok
ok
ok

Price Cap Tariff Review Plan
 Calculation of Minimum & Maximum EU Rates

Total Jurisdiction (a)	No Zone / Zone A (b)	Zone B (c)	Zone C (d)	Zone D (e)	Other Zone (f)
	N/A	N/A	N/A	N/A	N/A
	N/A	N/A	N/A	N/A	N/A
	N/A	N/A	N/A	N/A	N/A
N/A					
N/A					
	N/A	N/A	N/A	N/A	N/A
	N/A	N/A	N/A	N/A	N/A
	N/A	N/A	N/A	N/A	N/A
N/A					
	N/A	N/A	N/A	N/A	N/A
	N/A	N/A	N/A	N/A	N/A
	N/A	N/A	N/A	N/A	N/A
	N/A	N/A	N/A	N/A	N/A
	N/A	N/A	N/A	N/A	N/A
N/A					
N/A					
N/A					
	N/A	N/A	N/A	N/A	N/A

Price Cap Tariff Review Plan
 Allocation of Pool Revenues to MLB PICC & MLB EUCL

Total Jurisdiction (a)	No Zone / Zone A (b)	Zone B (c)	Zone C (d)	Zone D (e)	Other Zone (f)
	N/A	N/A	N/A	N/A	N/A
	N/A	N/A	N/A	N/A	N/A
	N/A	N/A	N/A	N/A	N/A
	N/A	N/A	N/A	N/A	N/A
	N/A	N/A	N/A	N/A	N/A
	N/A	N/A	N/A	N/A	N/A
	N/A	N/A	N/A	N/A	N/A
	N/A	N/A	N/A	N/A	N/A
	N/A	N/A	N/A	N/A	N/A
	N/A	N/A	N/A	N/A	N/A
	N/A	N/A	N/A	N/A	N/A
	N/A	N/A	N/A	N/A	N/A
	N/A	N/A	N/A	N/A	N/A
N/A					
N/A					
	N/A	N/A	N/A	N/A	N/A

Price Cap Tariff Review Plan
Verification of Recovered CMT Revenue

Total Jurisdiction
(a)

0
0

0
0

0

0

0

Agg.Rate 0

Agg.Rate

0

0 ok

0

LEC

FCC

Delta

Flag

0.00 *
0.00 *
0.00 *
0.00 *
0.00 *
0.00 *

0 0 0 *
0 0 0 *
0 0 0 *
0 Agg.Rate 0 *
0 Agg.Rate 0 *
0 0 0 *
0 0 0 *
0 0 0 *
*
*

Price Cap Tariff Review Plan
 Calculation of EUCL Limits, PICC Rate and CCL Rates

Total Jurisdiction (a)	No Zone / Zone A (b)	Zone B (c)	Zone C (d)	Zone D (e)	Other Zone * (f)
0	0	0	0	0	0
0	0	0	0	0	0
0	0	0	0	0	0
0	0	0	0	0	0
0	N/A	N/A	N/A	N/A	N/A
0	N/A	N/A	N/A	N/A	N/A
0	N/A	N/A	N/A	N/A	N/A
0	N/A	N/A	N/A	N/A	N/A
0	N/A	N/A	N/A	N/A	N/A
0	N/A	N/A	N/A	N/A	N/A
0	N/A	N/A	N/A	N/A	N/A
6.50	N/A	N/A	N/A	N/A	N/A
7.00	N/A	N/A	N/A	N/A	N/A
9.20	N/A	N/A	N/A	N/A	N/A
0.000000	N/A	N/A	N/A	N/A	N/A
0.000000	N/A	N/A	N/A	N/A	N/A
1.000000	N/A	N/A	N/A	N/A	N/A
0.000000	N/A	N/A	N/A	N/A	N/A

Price Cap Tariff Review Plan
 Calculation of EUCL Limits, PICC Rate and CCL Rates

Total Jurisdiction (a)	No Zone / Zone A (b)	Zone B (c)	Zone C (d)	Zone D (e)	Other Zone * (f)
0	N/A	N/A	N/A	N/A	N/A
0	N/A	N/A	N/A	N/A	N/A
0	N/A	N/A	N/A	N/A	N/A
0	N/A	N/A	N/A	N/A	N/A
0	N/A	N/A	N/A	N/A	N/A
0	N/A	N/A	N/A	N/A	N/A
0	N/A	N/A	N/A	N/A	N/A
0	N/A	N/A	N/A	N/A	N/A
0	N/A	N/A	N/A	N/A	N/A
0	N/A	N/A	N/A	N/A	N/A
0	N/A	N/A	N/A	N/A	N/A
0.000000	N/A	N/A	N/A	N/A	N/A
0	N/A	N/A	N/A	N/A	N/A
0.000000	N/A	N/A	N/A	N/A	N/A
0.000000	N/A	N/A	N/A	N/A	N/A
0	N/A	N/A	N/A	N/A	N/A
0	N/A	N/A	N/A	N/A	N/A
0	N/A	N/A	N/A	N/A	N/A
0.000000	N/A	N/A	N/A	N/A	N/A
0.000000	N/A	N/A	N/A	N/A	N/A
0	N/A	N/A	N/A	N/A	N/A
0.000000	N/A	N/A	N/A	N/A	N/A
0.000000	N/A	N/A	N/A	N/A	N/A
0	N/A	N/A	N/A	N/A	N/A
0	N/A	N/A	N/A	N/A	N/A
0	N/A	N/A	N/A	N/A	N/A
YES	N/A	N/A	N/A	N/A	N/A
No	N/A	N/A	N/A	N/A	N/A
No	N/A	N/A	N/A	N/A	N/A
	N/A	N/A	N/A	N/A	N/A
	N/A	N/A	N/A	N/A	N/A
	N/A	N/A	N/A	N/A	N/A

Price Cap Tariff Review Plan
Manual Input of EUCL Rates - No PICC or MOU Rates

Total Jurisdiction
(a)

0

0

0

0.00

0.00

0.00

0.00

0.00

0.00

0

0

0

0

0

Price Cap Tariff Review Plan
 Calculation of Minimum & Maximum EU Rates

Total Jurisdiction (a)	No Zone / Zone A (b)	Zone B (c)	Zone C (d)	Zone D (e)	Other Zone * (f)
CAP2	N/A	N/A	N/A	N/A	N/A
CAP2	N/A	N/A	N/A	N/A	N/A
CAP2	N/A	N/A	N/A	N/A	N/A
CAP2	CAP2	CAP2	CAP2	CAP2	CAP2
N/A	CAP2	CAP2	CAP2	CAP2	CAP2
N/A	CAP2	CAP2	CAP2	CAP2	CAP2
CAP2	CAP2	CAP2	CAP2	CAP2	CAP2
CAP2	N/A	N/A	N/A	N/A	N/A
CAP2	N/A	N/A	N/A	N/A	N/A
CAP2	CAP2	CAP2	CAP2	CAP2	CAP2
CAP2	N/A	N/A	N/A	N/A	N/A
N/A	CAP2	CAP2	CAP2	CAP2	CAP2
CAP2	N/A	N/A	N/A	N/A	N/A
CAP2	N/A	N/A	N/A	N/A	N/A
CAP2	CAP2	CAP2	CAP2	CAP2	CAP2
CAP2	N/A	N/A	N/A	N/A	N/A
CAP2	N/A	N/A	N/A	N/A	N/A
CAP2	N/A	N/A	N/A	N/A	N/A
CAP2	N/A	N/A	N/A	N/A	N/A
CAP2	N/A	N/A	N/A	N/A	N/A
CAP2	N/A	N/A	N/A	N/A	N/A
N/A	CAP2	CAP2	CAP2	CAP2	CAP2
N/A	CAP2	CAP2	CAP2	CAP2	CAP2
N/A	CAP2	CAP2	CAP2	CAP2	CAP2
CAP2	CAP2	CAP2	CAP2	CAP2	CAP2
CAP2	CAP2	CAP2	CAP2	CAP2	CAP2
CAP2	CAP2	CAP2	CAP2	CAP2	CAP2
CAP2	CAP2	CAP2	CAP2	CAP2	CAP2
CAP2	N/A	N/A	N/A	N/A	N/A

Price Cap Tariff Review Plan
Allocation of Pool Revenues to MLB PICC & MLB EUCL

Total Jurisdiction (a)	No Zone / Zone A (b)	Zone B (c)	Zone C (d)	Zone D (e)	Other Zone * (f)
No Pooling	N/A	N/A	N/A	N/A	N/A
No Pooling	N/A	N/A	N/A	N/A	N/A
No Pooling	N/A	N/A	N/A	N/A	N/A
No Pooling	N/A	N/A	N/A	N/A	N/A
No Pooling	N/A	N/A	N/A	N/A	N/A
No Pooling	N/A	N/A	N/A	N/A	N/A
No Pooling	N/A	N/A	N/A	N/A	N/A
No Pooling	N/A	N/A	N/A	N/A	N/A
No Pooling	N/A	N/A	N/A	N/A	N/A
No Pooling	N/A	N/A	N/A	N/A	N/A
No Pooling	N/A	N/A	N/A	N/A	N/A
No Pooling	N/A	N/A	N/A	N/A	N/A
No Pooling	N/A	N/A	N/A	N/A	N/A
No Pooling	N/A	N/A	N/A	N/A	N/A
No Pooling	No Pooling	No Pooling	No Pooling	No Pooling	No Pooling
N/A	No Pooling	No Pooling	No Pooling	No Pooling	No Pooling
No Pooling	No Pooling	No Pooling	No Pooling	No Pooling	No Pooling
No Pooling	No Pooling	No Pooling	No Pooling	No Pooling	No Pooling
N/A	No Pooling	No Pooling	No Pooling	No Pooling	No Pooling
No Pooling	No Pooling	No Pooling	No Pooling	No Pooling	No Pooling
No Pooling	N/A	N/A	N/A	N/A	N/A

Price Cap Tariff Review Plan
Verification of Recovered CMT Revenue

Total Jurisdiction
(a)

0
0

0
0

0

0

0

0
0

0

0

0

0

Price Cap Tariff Review Plan
 Calculation of EUCL Limits, PICC Rate and CCL Rates

Total Jurisdiction (a)	No Zone / Zone A (b)	Zone B (c)	Zone C (d)	Zone D (e)	Other Zone * (f)
0	0	0	0	0	0
0	0	0	0	0	0
0	0	0	0	0	0
0	0	0	0	0	0
0	N/A	N/A	N/A	N/A	N/A
0	N/A	N/A	N/A	N/A	N/A
0	N/A	N/A	N/A	N/A	N/A
0	N/A	N/A	N/A	N/A	N/A
0	N/A	N/A	N/A	N/A	N/A
0	N/A	N/A	N/A	N/A	N/A
0	N/A	N/A	N/A	N/A	N/A
6.50	N/A	N/A	N/A	N/A	N/A
7.00	N/A	N/A	N/A	N/A	N/A
9.20	N/A	N/A	N/A	N/A	N/A
0.000000	N/A	N/A	N/A	N/A	N/A
0.000000	N/A	N/A	N/A	N/A	N/A
0.000000	N/A	N/A	N/A	N/A	N/A
0.000000	N/A	N/A	N/A	N/A	N/A

Price Cap Tariff Review Plan
Manual Input of EUCL Rates - No PICC or MOU Rates

Total Jurisdiction
(a)

0

0

0

0.00

0.00

0.00

0.00

0.00

0.00

0

0

0

0

0

Price Cap Tariff Review Plan
 Calculation of Minimum & Maximum EU Rates

	Total Jurisdiction (a)	No Zone / Zone A (b)	Zone B (c)	Zone C (d)	Zone D (e)	Other Zone * (f)
	0	N/A	N/A	N/A	N/A	N/A
	0	N/A	N/A	N/A	N/A	N/A
	0	N/A	N/A	N/A	N/A	N/A
	0	0	0	0	0	0
N/A		0.00	0.00	0.00	0.00	0.00
N/A		0.00	0.00	0.00	0.00	0.00
	0	0	0	0	0	0
	0	N/A	N/A	N/A	N/A	N/A
	0	N/A	N/A	N/A	N/A	N/A
	0	0	0	0	0	0
	0	N/A	N/A	N/A	N/A	N/A
N/A		0	0	0	0	0
	0	N/A	N/A	N/A	N/A	N/A
	0	N/A	N/A	N/A	N/A	N/A
	0	0	0	0	0	0
	0	N/A	N/A	N/A	N/A	N/A
	0	N/A	N/A	N/A	N/A	N/A
	0	N/A	N/A	N/A	N/A	N/A
	0	N/A	N/A	N/A	N/A	N/A
	0	N/A	N/A	N/A	N/A	N/A
N/A		0.00	0.00	0.00	0.00	0.00
N/A		0.00	0.00	0.00	0.00	0.00
N/A		0.00	0.00	0.00	0.00	0.00
	0	0	0	0	0	0
	0	0	0	0	0	0
	0	0	0	0	0	0
	0	0	0	0	0	0
	0	N/A	N/A	N/A	N/A	N/A

Price Cap Tariff Review Plan
 Allocation of Pool Revenues to MLB PICC & MLB EUCL

Total Jurisdiction (a)	No Zone / Zone A (b)	Zone B (c)	Zone C (d)	Zone D (e)	Other Zone * (f)
No Pooling	N/A	N/A	N/A	N/A	N/A
No Pooling	N/A	N/A	N/A	N/A	N/A
No Pooling	N/A	N/A	N/A	N/A	N/A
No Pooling	N/A	N/A	N/A	N/A	N/A
No Pooling	N/A	N/A	N/A	N/A	N/A
No Pooling	N/A	N/A	N/A	N/A	N/A
No Pooling	N/A	N/A	N/A	N/A	N/A
No Pooling	N/A	N/A	N/A	N/A	N/A
No Pooling	N/A	N/A	N/A	N/A	N/A
No Pooling	N/A	N/A	N/A	N/A	N/A
No Pooling	N/A	N/A	N/A	N/A	N/A
No Pooling	N/A	N/A	N/A	N/A	N/A
No Pooling	N/A	N/A	N/A	N/A	N/A
No Pooling	N/A	N/A	N/A	N/A	N/A
No Pooling	No Pooling	No Pooling	No Pooling	No Pooling	No Pooling
N/A	No Pooling	No Pooling	No Pooling	No Pooling	No Pooling
No Pooling	No Pooling	No Pooling	No Pooling	No Pooling	No Pooling
No Pooling	No Pooling	No Pooling	No Pooling	No Pooling	No Pooling
N/A	No Pooling	No Pooling	No Pooling	No Pooling	No Pooling
No Pooling	No Pooling	No Pooling	No Pooling	No Pooling	No Pooling
No Pooling	N/A	N/A	N/A	N/A	N/A

Price Cap Tariff Review Plan
Verification of Recovered CMT Revenue

Total Jurisdiction
(a)

0
0

0
0

0

0

0

0
0

0

0

0

0
0
0

Price Cap Tariff Review Plan
 Calculation of EUCL Limits, PICC Rate and CCL Rates

Total Jurisdiction (a)	No Zone / Zone A (b)	Zone B (c)	Zone C (d)	Zone D (e)	Other Zone (f)
0	0	0	0	0	0
0	0	0	0	0	0
0	0	0	0	0	0
0	0	0	0	0	0
0	N/A	N/A	N/A	N/A	N/A
0	N/A	N/A	N/A	N/A	N/A
0	N/A	N/A	N/A	N/A	N/A
0	N/A	N/A	N/A	N/A	N/A
0	N/A	N/A	N/A	N/A	N/A
0	N/A	N/A	N/A	N/A	N/A
0	N/A	N/A	N/A	N/A	N/A
6.50	N/A	N/A	N/A	N/A	N/A
7.00	N/A	N/A	N/A	N/A	N/A
9.20	N/A	N/A	N/A	N/A	N/A
0.000000	N/A	N/A	N/A	N/A	N/A
0.000000	N/A	N/A	N/A	N/A	N/A
0.000000	N/A	N/A	N/A	N/A	N/A
0.000000	N/A	N/A	N/A	N/A	N/A

Price Cap Tariff Review Plan
 Calculation of EUCL Limits, PICC Rate and CCL Rates

Total Jurisdiction (a)	No Zone / Zone A (b)	Zone B (c)	Zone C (d)	Zone D (e)	Other Zone (f)
	0	N/A	N/A	N/A	N/A
	0	N/A	N/A	N/A	N/A
	0	N/A	N/A	N/A	N/A
	0	N/A	N/A	N/A	N/A
	0	N/A	N/A	N/A	N/A
	0	N/A	N/A	N/A	N/A
	0	N/A	N/A	N/A	N/A
	0	N/A	N/A	N/A	N/A
	0	N/A	N/A	N/A	N/A
Agg.Rate	N/A	N/A	N/A	N/A	N/A
Agg.Rate	N/A	N/A	N/A	N/A	N/A
Agg.Rate	N/A	N/A	N/A	N/A	N/A
Agg.Rate	N/A	N/A	N/A	N/A	N/A
Agg.Rate	N/A	N/A	N/A	N/A	N/A
Agg.Rate	N/A	N/A	N/A	N/A	N/A
Agg.Rate	N/A	N/A	N/A	N/A	N/A
Agg.Rate	N/A	N/A	N/A	N/A	N/A
Agg.Rate	N/A	N/A	N/A	N/A	N/A
Agg.Rate	N/A	N/A	N/A	N/A	N/A
Agg.Rate	N/A	N/A	N/A	N/A	N/A
Agg.Rate	N/A	N/A	N/A	N/A	N/A
Agg.Rate	N/A	N/A	N/A	N/A	N/A
Agg.Rate	N/A	N/A	N/A	N/A	N/A
Agg.Rate	N/A	N/A	N/A	N/A	N/A
YES	N/A	N/A	N/A	N/A	N/A
NO	N/A	N/A	N/A	N/A	N/A
No	N/A	N/A	N/A	N/A	N/A
	N/A	N/A	N/A	N/A	N/A
	N/A	N/A	N/A	N/A	N/A
	N/A	N/A	N/A	N/A	N/A

Price Cap Tariff Review Plan
Manual Input of EUCL Rates - No PICC or MOU Rates

Total Jurisdiction
(a)

ok
ok
ok

Price Cap Tariff Review Plan
 Calculation of Minimum & Maximum EU Rates

Total Jurisdiction (a)	No Zone / Zone A (b)	Zone B (c)	Zone C (d)	Zone D (e)	Other Zone (f)
	N/A	N/A	N/A	N/A	N/A
	N/A	N/A	N/A	N/A	N/A
	N/A	N/A	N/A	N/A	N/A
N/A					
N/A					
	N/A	N/A	N/A	N/A	N/A
	N/A	N/A	N/A	N/A	N/A
	N/A	N/A	N/A	N/A	N/A
N/A					
	N/A	N/A	N/A	N/A	N/A
	N/A	N/A	N/A	N/A	N/A
	N/A	N/A	N/A	N/A	N/A
	N/A	N/A	N/A	N/A	N/A
	N/A	N/A	N/A	N/A	N/A
	N/A	N/A	N/A	N/A	N/A
N/A					
N/A					
N/A					
	N/A	N/A	N/A	N/A	N/A

Price Cap Tariff Review Plan
 Allocation of Pool Revenues to MLB PICC & MLB EUCL

Total Jurisdiction (a)	No Zone / Zone A (b)	Zone B (c)	Zone C (d)	Zone D (e)	Other Zone (f)
	N/A	N/A	N/A	N/A	N/A
	N/A	N/A	N/A	N/A	N/A
	N/A	N/A	N/A	N/A	N/A
	N/A	N/A	N/A	N/A	N/A
	N/A	N/A	N/A	N/A	N/A
	N/A	N/A	N/A	N/A	N/A
	N/A	N/A	N/A	N/A	N/A
	N/A	N/A	N/A	N/A	N/A
	N/A	N/A	N/A	N/A	N/A
	N/A	N/A	N/A	N/A	N/A
	N/A	N/A	N/A	N/A	N/A
N/A					
N/A					
	N/A	N/A	N/A	N/A	N/A

Price Cap Tariff Review Plan
Verification of Recovered CMT Revenue

Total Jurisdiction
(a)

0
0

0
0

0

0

0

Agg.Rate 0

Agg.Rate

0

0 ok

0

LEC

FCC

Delta

Flag

0.00 *
0.00 *
0.00 *
0.00 *
0.00 *
0.00 *

0 0 0 *
0 0 0 *
0 0 0 *
0 Agg.Rate 0 *
0 Agg.Rate 0 *
0 0 0 *
0 0 0 *
0 0 0 *
*
*

Price Cap Tariff Review Plan
 Calculation of EUCL Limits, PICC Rate and CCL Rates

Total Jurisdiction (a)	No Zone / Zone A (b)	Zone B (c)	Zone C (d)	Zone D (e)	Other Zone (f)
0	0	0	0	0	0
0	0	0	0	0	0
0	0	0	0	0	0
0	0	0	0	0	0
0	N/A	N/A	N/A	N/A	N/A
0	N/A	N/A	N/A	N/A	N/A
0	N/A	N/A	N/A	N/A	N/A
0	N/A	N/A	N/A	N/A	N/A
0	N/A	N/A	N/A	N/A	N/A
0	N/A	N/A	N/A	N/A	N/A
0	N/A	N/A	N/A	N/A	N/A
6.50	N/A	N/A	N/A	N/A	N/A
7.00	N/A	N/A	N/A	N/A	N/A
9.20	N/A	N/A	N/A	N/A	N/A
0.000000	N/A	N/A	N/A	N/A	N/A
0.000000	N/A	N/A	N/A	N/A	N/A
0.0000	N/A	N/A	N/A	N/A	N/A
0.000000	N/A	N/A	N/A	N/A	N/A

Price Cap Tariff Review Plan
Manual Input of EUCL Rates - No PICC or MOU Rates

Total Jurisdiction
(a)

ok
ok
ok

Price Cap Tariff Review Plan
 Calculation of Minimum & Maximum EU Rates

Total Jurisdiction (a)	No Zone / Zone A (b)	Zone B (c)	Zone C (d)	Zone D (e)	Other Zone (f)
	N/A	N/A	N/A	N/A	N/A
	N/A	N/A	N/A	N/A	N/A
	N/A	N/A	N/A	N/A	N/A
N/A					
N/A					
	N/A	N/A	N/A	N/A	N/A
	N/A	N/A	N/A	N/A	N/A
	N/A	N/A	N/A	N/A	N/A
N/A					
	N/A	N/A	N/A	N/A	N/A
	N/A	N/A	N/A	N/A	N/A
	N/A	N/A	N/A	N/A	N/A
	N/A	N/A	N/A	N/A	N/A
	N/A	N/A	N/A	N/A	N/A
N/A					
N/A					
N/A					
	N/A	N/A	N/A	N/A	N/A

Price Cap Tariff Review Plan
 Allocation of Pool Revenues to MLB PICC & MLB EUCL

Total Jurisdiction (a)	No Zone / Zone A (b)	Zone B (c)	Zone C (d)	Zone D (e)	Other Zone (f)
	N/A	N/A	N/A	N/A	N/A
	N/A	N/A	N/A	N/A	N/A
	N/A	N/A	N/A	N/A	N/A
	N/A	N/A	N/A	N/A	N/A
	N/A	N/A	N/A	N/A	N/A
	N/A	N/A	N/A	N/A	N/A
	N/A	N/A	N/A	N/A	N/A
	N/A	N/A	N/A	N/A	N/A
	N/A	N/A	N/A	N/A	N/A
	N/A	N/A	N/A	N/A	N/A
	N/A	N/A	N/A	N/A	N/A
	N/A	N/A	N/A	N/A	N/A
	N/A	N/A	N/A	N/A	N/A
N/A					
N/A					
	N/A	N/A	N/A	N/A	N/A

Price Cap Tariff Review Plan
Verification of Recovered CMT Revenue

Total Jurisdiction
(a)

0
0

0
0

0

0

0

Agg.Rate 0

Agg.Rate

0

0 ok

0

LEC

FCC

Delta

Flag

0.00 *
0.00 *
0.00 *
0.00 *
0.00 *
0.00 *

0 0 0 *
0 0 0 *
0 0 0 *
0 Agg.Rate 0 *
0 Agg.Rate 0 *
0 0 0 *
0 0 0 *
0 0 0 *
*
*

Total - Jurisdictions 1 through 52

Price Cap Tariff Review Plan
 Calculation of EUCL Limits, PICC Rate and CCL Rates

Total Jurisdiction (a)	No Zone / Zone A (b)	Zone B (c)	Zone C (d)	Zone D (e)	Other Zone * (f)
0	0	0	0	0	0
0	0	0	0	0	0
0	0	0	0	0	0
0	0	0	0	0	0
0	N/A	N/A	N/A	N/A	N/A
0	N/A	N/A	N/A	N/A	N/A
0	N/A	N/A	N/A	N/A	N/A
0	N/A	N/A	N/A	N/A	N/A
0	N/A	N/A	N/A	N/A	N/A
0	N/A	N/A	N/A	N/A	N/A
0	N/A	N/A	N/A	N/A	N/A
6.50	N/A	N/A	N/A	N/A	N/A
7.00	N/A	N/A	N/A	N/A	N/A
9.20	N/A	N/A	N/A	N/A	N/A
0.000000	N/A	N/A	N/A	N/A	N/A
0.000000	N/A	N/A	N/A	N/A	N/A
1.000000	N/A	N/A	N/A	N/A	N/A
0.000000	N/A	N/A	N/A	N/A	N/A

Total - Jurisdictions 1 through 52

Price Cap Tariff Review Plan
Manual Input of EUCL Rates - No PICC or MOU Rates

Total Jurisdiction
(a)

0
0
0

0
0
0
0
0

Total - Jurisdictions 1 through 52

Price Cap Tariff Review Plan
 Calculation of Minimum & Maximum EU Rates

Total Jurisdiction (a)	No Zone / Zone A (b)	Zone B (c)	Zone C (d)	Zone D (e)	Other Zone * (f)
	0 N/A	N/A	N/A	N/A	N/A
	0 N/A	N/A	N/A	N/A	N/A
	0 N/A	N/A	N/A	N/A	N/A
N/A	0	0	0	0	0
N/A	Jurisdictional	Jurisdictional	Jurisdictional	Jurisdictional	Jurisdictional
	0.00	0.00	0.00	0.00	0
	0	0	0	0	0
	0 N/A	N/A	N/A	N/A	N/A
	0 N/A	N/A	N/A	N/A	N/A
	0	0	0	0	0
	0 N/A	N/A	N/A	N/A	N/A
N/A		0	0	0	0
	0 N/A	N/A	N/A	N/A	N/A
	0 N/A	N/A	N/A	N/A	N/A
	0	0	0	0	0
	0 N/A	N/A	N/A	N/A	N/A
	0.00	0	0	0	0
	0 N/A	N/A	N/A	N/A	N/A
	0.00 N/A	N/A	N/A	N/A	N/A
	0.00 N/A	N/A	N/A	N/A	N/A
	0.00 N/A	N/A	N/A	N/A	N/A
	0.00 N/A	N/A	N/A	N/A	N/A
N/A		0.00	0.00	0.00	0
N/A		0.00	0.00	0.00	0
N/A		0.00	0.00	0.00	0
	0	0	0	0	0
	0	0	0	0	0
	0	0	0	0	0
	0	0	0	0	0
	0 N/A	N/A	N/A	N/A	N/A

Total - Jurisdictions 1 through 52

Price Cap Tariff Review Plan
Allocation of Pool Revenues to MLB PICC & MLB EUCL

Total Jurisdiction (a)	No Zone / Zone A (b)	Zone B (c)	Zone C (d)	Zone D (e)	Other Zone * (f)
Jurisdictional	0	N/A	N/A	N/A	N/A
		N/A	N/A	N/A	N/A
No Pooling		N/A	N/A	N/A	N/A
No Pooling		N/A	N/A	N/A	N/A
No Pooling	0	N/A	N/A	N/A	N/A
	0	N/A	N/A	N/A	N/A
		N/A	N/A	N/A	N/A
	0	N/A	N/A	N/A	N/A
No Pooling	0	N/A	N/A	N/A	N/A
No Pooling		N/A	N/A	N/A	N/A
No Pooling		N/A	N/A	N/A	N/A
No Pooling	0	N/A	N/A	N/A	N/A
No Pooling	0	N/A	N/A	N/A	N/A
No Pooling	0	N/A	N/A	N/A	N/A
N/A	0	0	0	0	0
	No Pooling	No Pooling	No Pooling	No Pooling	No Pooling
No Pooling	0	0	0	0	0
N/A	No Pooling	No Pooling	No Pooling	No Pooling	No Pooling
	No Pooling	No Pooling	No Pooling	No Pooling	No Pooling
	0	0	0	0	0
	0	N/A	N/A	N/A	N/A

Total - Jurisdictions 1 through 52

Price Cap Tariff Review Plan
Verification of Recovered CMT Revenue

Total Jurisdiction
(a)

0
0

0
0

0

0

0

0
0

EUCL revenue to be recovered by jurisdictional EUCL rates only
PICC revenue to be recovered by jurisdictional PICC rates only

0

CCL revenue to be recovered by jurisdictional CCL rates only

0

EUCL, PICC, and CCL revenue to be recovered by jurisdictional rates only

0

over- or under-recovery, as it relates to jurisdictional rates only





Vertical line on the left side of the page.

Subtotal - Jurisdictions 27 through 52

Price Cap Tariff Review Plan
 Calculation of EUCL Limits, PICC Rate and CCL Rates

Total Jurisdiction (a)	No Zone / Zone A (b)	Zone B (c)	Zone C (d)	Zone D (e)	Other Zone * (f)
0	0	0	0	0	0
0	0	0	0	0	0
0	0	0	0	0	0
0	0	0	0	0	0
0	N/A	N/A	N/A	N/A	N/A
0	N/A	N/A	N/A	N/A	N/A
0	N/A	N/A	N/A	N/A	N/A
0	N/A	N/A	N/A	N/A	N/A
0	N/A	N/A	N/A	N/A	N/A
0	N/A	N/A	N/A	N/A	N/A
0	N/A	N/A	N/A	N/A	N/A
6.50	N/A	N/A	N/A	N/A	N/A
7.00	N/A	N/A	N/A	N/A	N/A
9.20	N/A	N/A	N/A	N/A	N/A
4.31	N/A	N/A	N/A	N/A	N/A
0.000000	N/A	N/A	N/A	N/A	N/A
0.0000	N/A	N/A	N/A	N/A	N/A
0.000000	N/A	N/A	N/A	N/A	N/A

Subtotal - Jurisdictions 27 through 52

Price Cap Tariff Review Plan
Calculation of EUCL Limits, PICC Rate and CCL Rates

Total Jurisdiction (a)	No Zone / Zone A (b)	Zone B (c)	Zone C (d)	Zone D (e)	Other Zone * (f)
0	N/A	N/A	N/A	N/A	N/A
0	N/A	N/A	N/A	N/A	N/A
0	N/A	N/A	N/A	N/A	N/A
0	N/A	N/A	N/A	N/A	N/A
0	N/A	N/A	N/A	N/A	N/A
0	N/A	N/A	N/A	N/A	N/A
0	N/A	N/A	N/A	N/A	N/A
0	N/A	N/A	N/A	N/A	N/A
0	N/A	N/A	N/A	N/A	N/A
0	N/A	N/A	N/A	N/A	N/A
0	N/A	N/A	N/A	N/A	N/A
0	N/A	N/A	N/A	N/A	N/A
4.31	N/A	N/A	N/A	N/A	N/A
0	N/A	N/A	N/A	N/A	N/A
0.000000	N/A	N/A	N/A	N/A	N/A
0.000000	N/A	N/A	N/A	N/A	N/A
0	N/A	N/A	N/A	N/A	N/A
0	N/A	N/A	N/A	N/A	N/A
0	N/A	N/A	N/A	N/A	N/A
0.000000	N/A	N/A	N/A	N/A	N/A
0.000000	N/A	N/A	N/A	N/A	N/A
0	N/A	N/A	N/A	N/A	N/A
0.000000	N/A	N/A	N/A	N/A	N/A
0.000000	N/A	N/A	N/A	N/A	N/A
0	N/A	N/A	N/A	N/A	N/A
0	N/A	N/A	N/A	N/A	N/A
0	N/A	N/A	N/A	N/A	N/A
Jurisdictional	N/A	N/A	N/A	N/A	N/A
Jurisdictional	N/A	N/A	N/A	N/A	N/A
Jurisdictional	N/A	N/A	N/A	N/A	N/A
Jurisdictional	N/A	N/A	N/A	N/A	N/A
0	N/A	N/A	N/A	N/A	N/A
0	N/A	N/A	N/A	N/A	N/A
0	N/A	N/A	N/A	N/A	N/A

Subtotal - Jurisdictions 27 through 52

Price Cap Tariff Review Plan
Manual Input of EUCL Rates - No PICC or MOU Rates

Total Jurisdiction
(a)

Subtotal - Jurisdictions 27 through 52

Price Cap Tariff Review Plan
Calculation of Minimum & Maximum EU Rates

Total Jurisdiction (a)	No Zone / Zone A (b)	Zone B (c)	Zone C (d)	Zone D (e)	Other Zone * (f)
	0	N/A	N/A	N/A	N/A
	0	N/A	N/A	N/A	N/A
	0	N/A	N/A	N/A	N/A
	0	N/A	N/A	N/A	N/A
	0		0	0	0
N/A	Jurisdictional	Jurisdictional	Jurisdictional	Jurisdictional	Jurisdictional
N/A		0	0	0	0
	0	0	0	0	0
	0	N/A	N/A	N/A	N/A
	0	N/A	N/A	N/A	N/A
	0	0	0	0	0
	0	N/A	N/A	N/A	N/A
N/A		0	0	0	0
	0	N/A	N/A	N/A	N/A
	0	N/A	N/A	N/A	N/A
	0		0	0	0
	0	N/A	N/A	N/A	N/A
	0	N/A	N/A	N/A	N/A
	0	N/A	N/A	N/A	N/A
	0	N/A	N/A	N/A	N/A
	0	N/A	N/A	N/A	N/A
N/A		0	0	0	0
N/A		0	0	0	0
N/A		0	0	0	0
	0	0	0	0	0
	0	0	0	0	0
	0	0	0	0	0
	0	0	0	0	0
	0	N/A	N/A	N/A	N/A

Subtotal - Jurisdictions 27 through 52

Price Cap Tariff Review Plan
Allocation of Pool Revenues to MLB PICC & MLB EUCL

	Total Jurisdiction (a)	No Zone / Zone A (b)	Zone B (c)	Zone C (d)	Zone D (e)	Other Zone * (f)
Jurisdictional	0	N/A N/A	N/A N/A	N/A N/A	N/A N/A	N/A N/A
No Pooling		N/A	N/A	N/A	N/A	N/A
No Pooling		N/A	N/A	N/A	N/A	N/A
No Pooling	0	N/A	N/A	N/A	N/A	N/A
	0	N/A	N/A	N/A	N/A	N/A
		N/A	N/A	N/A	N/A	N/A
	0	N/A	N/A	N/A	N/A	N/A
No Pooling	0	N/A	N/A	N/A	N/A	N/A
		N/A	N/A	N/A	N/A	N/A
		N/A	N/A	N/A	N/A	N/A
No Pooling	0	N/A	N/A	N/A	N/A	N/A
	0	N/A	N/A	N/A	N/A	N/A
		N/A	N/A	N/A	N/A	N/A
	0	N/A	N/A	N/A	N/A	N/A
N/A	0	No Pooling	No Pooling	No Pooling	No Pooling	No Pooling
	0	No Pooling	No Pooling	No Pooling	No Pooling	No Pooling
		No Pooling	No Pooling	No Pooling	No Pooling	No Pooling
No Pooling	0	No Pooling	No Pooling	No Pooling	No Pooling	No Pooling
		No Pooling	No Pooling	No Pooling	No Pooling	No Pooling
N/A	0	N/A	N/A	N/A	N/A	N/A

Total - Jurisdictions 27 through 52

Price Cap Tariff Review Plan
Verification of Recovered CMT Revenue

Total Jurisdiction
(a)

0
0

0
0

0

0

0

0
0

0

0

0





Total - Jurisdictions 1 through 52

Price Cap Tariff Review Plan
 Calculation of EUCL Limits, PICC Rate and CCL Rates

Total (a)	No Zone / Zone A (b)	Zone B (c)	Zone C (d)	Zone D (e)	Other Zone (f)
0	0	0	0	0	0
0	0	0	0	0	0
0	0	0	0	0	0
0	0	0	0	0	0
0					
0					
0					
0					
0					
0					
0					
6.50					
7.00					
9.20					
0.000000					
Juris 1 to 52	Juris 1 to 26	Juris 27 to 52			
0.000000					
0.000000					
0.000000					

Total - Jurisdictions 1 through 52

Price Cap Tariff Review Plan
Manual Input of EUCL Rates - No PICC or MOU Rates

Total
(a)

0
0
0

0
0
0
0
0

Total - Jurisdictions 1 through 52

Price Cap Tariff Review Plan
Calculation of Minimum & Maximum EU Rates

Total (a)	No Zone / Zone A (b)	Zone B (c)	Zone C (d)	Zone D (e)	Other Zone (f)
0					
0					
0					
0	0	0	0	0	0
0	0	0	0	0	0
0	0	0	0	0	0
0	0	0	0	0	0
0	0	0	0	0	0
0					
0	0	0	0	0	0
0					
0					
0	0	0	0	0	0
0	0	0	0	0	0
0	0	0	0	0	0
0	0	0	0	0	0
0					

Total - Jurisdictions 1 through 52

Price Cap Tariff Review Plan
Allocation of Pool Revenues to MLB PICC & MLB EUCL

Total (a)	No Zone / Zone A (b)	Zone B (c)	Zone C (d)	Zone D (e)	Other Zone (f)
0					
0					
0					
0					
0					
0					
0	0	0	0	0	0
0	0	0	0	0	0
0	0	0	0	0	0
0					

Total - Jurisdictions 1 through 52

Price Cap Tariff Review Plan
Verification of Recovered CMT Revenue

Total (a)
0
0
0
0
0
0
0
0

Juris 1 to 52

Juris 1 to 26 Juris 27 to 52

0	EUCL revenue to be recovered by jurisdictional EUCL rates only
0	PICC revenue to be recovered by jurisdictional PICC rates only
0	CCL revenue to be recovered by jurisdictional CCL rates only
0	EUCL, PICC, and CCL revenue to be recovered by jurisdictional rates only
0	over- or under-recovery, as it relates to jurisdictional rates only
0	



Vertical line on the left side of the page.

Total - Jurisdictions 27 through 52

Price Cap Tariff Review Plan
 Calculation of EUCL Limits, PICC Rate and CCL Rates

Total (a)	No Zone / Zone A (b)	Zone B (c)	Zone C (d)	Zone D (e)	Other Zone (f)
0	0	0	0	0	0
0	0	0	0	0	0
0	0	0	0	0	0
0	0	0	0	0	0
0					
0					
0					
0					
0					
0					
0					
0.000000					
0.0000					
0.000000					

Total - Jurisdictions 27 through 52

Price Cap Tariff Review Plan
Calculation of EUCL Limits, PICC Rate and CCL Rates

Total (a)	No Zone / Zone A (b)	Zone B (c)	Zone C (d)	Zone D (e)	Other Zone (f)
--------------	-------------------------	---------------	---------------	---------------	-------------------

0					
0					
0					
0					
0					
0					
0					
0					

0					
---	--	--	--	--	--

0.000000					
0					
0.000000					
0.000000					
0					
0					
0					

0.000000					
0.000000					
0					
0.000000					
0.000000					
0					
0					
0					

0					
0					
0					

Total - Jurisdictions 27 through 52

Price Cap Tariff Review Plan
Manual Input of EUCL Rates - No PICC or MOU Rates

Total
(a)

0
0
0

0
0
0
0
0

Total - Jurisdictions 27 through 52

Price Cap Tariff Review Plan
Calculation of Minimum & Maximum EU Rates

Total (a)	No Zone / Zone A (b)	Zone B (c)	Zone C (d)	Zone D (e)	Other Zone (f)
0					
0					
0					
0	0	0	0	0	0
0	0	0	0	0	0
0	0	0	0	0	0
0	0	0	0	0	0
0	0	0	0	0	0
0					
0	0	0	0	0	0
0					
0					
0	0	0	0	0	0
0	0	0	0	0	0
0	0	0	0	0	0
0	0	0	0	0	0
0					

Total - Jurisdictions 27 through 52

Price Cap Tariff Review Plan
Allocation of Pool Revenues to MLB PICC & MLB EUCL

Total (a)	No Zone / Zone A (b)	Zone B (c)	Zone C (d)	Zone D (e)	Other Zone (f)
0					
0					
0					
0					
0					
0					
0	0	0	0	0	0
0	0	0	0	0	0
0	0	0	0	0	0
0					

Total - Jurisdictions 27 through 52

Price Cap Tariff Review Plan
Verification of Recovered CMT Revenue

Total
(a)

0
0

0
0

0

0

0

0 EUCL revenue to be recovered by jurisdictional EUCL rates only

0 PICC revenue to be recovered by jurisdictional PICC rates only

0 CCL revenue to be recovered by jurisdictional CCL rates only

0 EUCL, PICC, and CCL revenue to be recovered by jurisdictional rates only

0 over- or under-recovery, as it relates to jurisdictional rates only

0