

ACCESS SERVICE

7. Special Access ServiceMAPPING OF BASIC SERVICE ELEMENTS

(N) (x)

The following is a list of the NYNEX Telephone Companies Open Network (N) (x)
Architecture (ONA) Special Access optional features which were presented in the (N) (x)
NYNEX ONA Plan as Basic Service Element (BSE) offerings. This list provides a (N) (x)
mapping from the industry standard feature name to the feature name utilized in (N) (x)
this tariff. (N) (x)

Industry Standard:NYNEX Telephone Companies

Automatic Protection Switching	Automatic Loop Transfer	(M) (x) (S) (y)
Bridging	C.O. Bridging Capability	(M) (x) (S) (y)
Bridging	Series Bridging	(M) (x) (S) (y)
Bridging	Telegraph Bridging	(M) (x) (S) (y)
Bridging	Three Premises Bridging	(M) (x) (S) (y)
Conditioning	C-Type Conditioning	(M) (x) (S) (y)
Multiplexing Digital	Central Office Multiplexing	(M) (x) (S) (y)
Multiplexing Digital	Multiplexing	(M) (x) (S) (y)
N/A	Conditioning	(M) (x) (S) (y)
N/A	Diversity	(M) (x) (S) (y)
N/A	Four-Wire/Two-Wire Conversion	(M) (x) (S) (y)
N/A	Gain Conditioning	(M) (x) (S) (y)

(x) Issued on not less than 5 days' notice under authority of Special Permission No. 92-77 of the Federal Communications Commission.

(y) Material scheduled to become effective February 1, 1992 under Transmittal No. 57.

Regulations previously found on this page can now be found on Original Page 7-1.2.

Certain regulations on this page formerly appeared on Original Page 54.2.

Issued: January 27, 1992

Effective: ~~February 1, 1992~~
February 2, 1992

ACCESS SERVICE

7. Special Access Service (Cont'd)MAPPING OF BASIC SERVICE ELEMENTS (Cont'd)

<u>Industry Standard:</u>	<u>NYNEX Telephone Companies</u>	
N/A	Provision of Services	
N/A	Sealing Current Conditioning	
N/A	Signaling Capability	
N/A	Technical Specification Packages	
N/A	Transfer Arrangement	
Network Reconfiguration	NYNEX Enterprise Network Reconfiguration Service	(C)
Route Diversity	Avoidance	
Secondary Channel Capability	Secondary Channel Capability	

(This page filed under Transmittal No. 501)

Issued: May 22, 1998

Effective: June 6, 1998

ACCESS SERVICE

7. Special Access Service (Cont'd)7.1 General

Special Access Service provides a transmission path to connect customer designated premises, a customer designated premises and a WATS Serving Office (WSO), a customer designated premises and a Network Controller location or a customer designated premises and an Expanded Interconnection multiplexing node or virtual collocation arrangement. Except for Expanded Interconnection, the connection may be made either directly or through a Telephone Company Hub where bridging, multiplexing, Vertical Service (i.e., NRS or FRS) or NYNEX Enterprise Service functions are performed. For Expanded Interconnection, the connection may be made either directly or through a Telephone Company Hub where multiplexing functions or Frame Relay Service functions are performed. Special Access Service includes all exchange access not utilizing Telephone Company end office switches. (C)

In addition, certain Video and Advanced Video Services may provide the transmission path to connect a customer designated premises and a Telephone Company Hub where the Telephone Company will connect compatible services together at the customer's request.

The connections provided by Special Access Service can be either analog or digital. Analog connections are differentiated by spectrum and bandwidth. Digital connections are differentiated by bit rate.

The following Telephone Company locations are considered to be customer premises for purposes of administering regulations and rates contained in this tariff and, in the case of Direct Inward Dialing (DID) facility locations, only to permit customers to provide DID Service to Radio Common Carriers:

- Answering Service Concentrators
- Centrex-CO switches
- DID facility locations
- Digital Automatic Call Distribution Service central offices
- INTELLIHUB dedicated network service nodes
- Packet switches other than those set forth in Section 17. following
- INFOPATH packet switching service ports
- V PATH custom network service serving nodes
- NESPNS customer surveillance points

(This page filed under Transmittal No. 494)

Issued: April 2, 1998

Effective: ~~April 17, 1998~~
April 18, 1998

Vice President - Access and Network Interconnection Marketing
222 Bloomingdale Rd., White Plains, NY 10605

ACCESS SERVICE

7. Special Access Service (Cont'd)7.1 General (Cont'd)7.1.1 Channel Types

There are sixteen types of channels used to provide Special Access Service. Eight of these channel types are classified as Basic Serving Arrangements (BSAs) under the Open Network Architecture structure. Each type has its own characteristics. All are usually subdivided by one or more of the following: (C)

- Transmission specifications
- Bandwidth
- Speed (i.e., bit rate)
- Spectrum

Customers can order a basic channel and select, from a list of available transmission parameters and channel interfaces, those that they desire to meet specific communications requirements.

For purposes of ordering channels, each has been identified as a type of Special Access Service. However, such identification is not intended to limit a customer's use of the channel nor to imply that the channel is limited to a particular use. For example, if a customer's equipment is capable of transmitting voice over a channel that is identified as a Metallic Service in this tariff, there is no restriction against doing so.

Following is a brief description of each type of channel:

Metallic BSA - a channel for the transmission of low speed varying signals at rates up to 30 baud.

Telegraph Grade BSA - a channel for the transmission of binary signals at rates of 0 to 75 baud or 0 to 150 baud.

Voice Grade BSA - a channel for the transmission of analog signals within an approximate bandwidth of 300-3000 Hz.

Program Audio BSA - a channel for the transmission of audio signals. The nominal frequency bandwidths are from 50 to 15000 Hz, from 200 to 3500 Hz, from 100 to 5000 Hz or from 50 to 8000 Hz.

(This page filed under Transmittal No. 503)

Issued: June 15, 1998

Effective: June 30, 1998

ACCESS SERVICE

7. Special Access Service (Cont'd)7.1 General (Cont'd)7.1.1 Channel Types (Cont'd)

Broadcast Video BSA – a channel for the transmission of a standard 525 line/60 field monochrome or National Television Systems Committee color video signal of broadcast quality and its associated 5 or 15 kHz audio signals. The bandwidth for a Broadcast Video channel is either 30 Hz to 4.5 MHz or 30 Hz to 6.6 MHz.

(C)

Multichannel Video – a channel for the Frequency Modulation (FM) one-way transmission of up to sixteen standard 525 line/60 field monochrome or National Television Systems Committee color video signals of less than broadcast quality and their associated audio signal(s). The bandwidth for each video signal within the MVS channel is 6 MHz.

Supertrunking Transport Video Service – a channel with a bandwidth of up to 750 MHz for the transmission of multiple Amplitude Modulation (AM) standard 525 line/60 field monochrome or National Television Systems Committee (NTSC) color video signals and monaural or Broadcast Television Systems Committee (BTSC) stereo audio signals over fiber optic facilities.

Wideband Analog – a channel for the transmission of wideband signals. The bandwidths are from 60 to 108 kHz (Group), from 312 to 552 kHz (Supergroup), from 300 Hz to 18 kHz, from 29 to 44 kHz or from 28 to 44 kHz.

Wideband Data – an analog channel for the transmission of synchronous serial data at rates of 19.2, 50.0 or 230.4 kbps or asynchronous serial data at rates of up to 19.2, 50.0 or 230.4 kbps.

Digital Data BSA – a channel for the digital transmission of synchronous serial data at rates of 2.4, 4.8, 9.6 or 56.0 kbps.

High Capacity BSA – a channel for the transmission of isochronous serial digital data at rates of 1.544 or 44.736 Mbps.

High Capacity – a channel for the transmission of isochronous serial digital data at rates of 3.152 Mbps.

WATS Access Line (WAL) – a channel between a customer designated premises and a WATS Serving Office.

(This page filed under Transmittal No. 399)

Issued: November 21, 1995

Effective: January 5, 1996

ACCESS SERVICE

7. Special Access Service (Cont'd)7.1 General (Cont'd)7.1.1 Channel Types (Cont'd)

DIGIPATH® digital service II – a channel for the simultaneous, synchronous transmission of digital data at the rate of 2.4, 4.8, 9.6, 19.2 or 56.0 kbps.

DOVPATHSM service BSA – a channel derived from local exchange service for the transmission of data at speeds of 2.4, 4.8, 9.6 or 19.2 kbps.

NYNEX Enterprise DS0 Service – a digital DS0 channel for the transmission of analog or digital signals over NES fiber optic facilities.

NYNEX Enterprise Fractional DS1 Service – a digital channel provided over adjacent (contiguous) channels through a common interface at transmission rates of 128.0, 256.0, 384.0, 512.0 and 768.0 kbps.

NYNEX Enterprise DS1 Service – a channel for the transmission of isochronous serial digital data at rates of 1.544 Mbps over NES fiber optic facilities.

NYNEX Enterprise DS3 Service – a channel for the transmission of isochronous serial digital data at rates of 44.736 Mbps over NES fiber optic facilities.

Advanced Uncompressed Digital Video Service – a channel for the digital transmission of multiple one-way uncompressed 8 bit or 10 bit encoded standard 525 line/60 field monochrome, or National Television Systems Committee (NTSC) color, video signals and their associated audio signals.

Advanced Broadcast Video Service – a channel for digital transmission, at a rate of 44.736 Mbps, of a broadcast quality standard 525 line/60 field monochrome, or National Television Systems Committee (NTSC) color, video signal and up to four associated 15 kHz audio signals.

Serial Component Video Service – a channel for one-way transmission, at a rate of 270 Mbps, of broadcast quality 4:2:2 component video signals in serial digital format conforming to the American National Standard Institute/Society of Motion Picture and Television Engineers (ANSI/SMPTE) Standard 259M. (S) (x)
(S) (x)
(S) (x)
(S) (x)
(S) (x)

- (x) Material scheduled to become effective November 28, 1998 under Transmittal No. 529.
(y) Issued on not less than 3 days' notice under authority of Special Permission No. 98-261 of the Federal Communications Commission to revise tariff page to 8th Revised Page 7-3.1. 7th Revised Page 7-3.1 was inadvertently filed as 6th Revised Page 7-3.1 under Transmittal No. 529.

Certain regulations previously found on this page can now be found on Original Page 7-3.2.
(This page filed under Transmittal No. 530)

Issued: November 25, 1998

Effective: November 28, 1998

ACCESS SERVICE

7. Special Access Service (Cont'd)7.1 General (Cont'd)7.1.1 Channel Types (Cont'd)

Channel Extension Service - a channel for broadband transmission between mainframe computers and peripheral data devices at a data rate of 200 Mbps conforming to the ESCON® protocol. (M)
(M)
(M)

Facilities Management Service - a service option that provides for Telephone Company management of engineering and design of a customer's Special Access Service network from the customer's designated primary premises to serving wire centers of secondary locations within the same LATA. (T) (y)
(T) (y)
(T) (y)
(T) (y)
(T) (y)

(y) Issued on not less than 3 days' notice under authority of Special Permission No. 98-261 of the Federal Communications Commission to display effective regulations which were inadvertently dropped from non-related revisions filed under Transmittal No. 529.

Regulations on this page formerly appeared on 6th Revised Page 7-3.1.

(This page filed under Transmittal No. 530)

Issued: November 25, 1998

Effective: November 28, 1998

Vice President - Access and Network Interconnection Marketing
222 Bloomingdale Rd., White Plains, NY 10605

ACCESS SERVICE

7. Special Access Service (Cont'd)7.1 General (Cont'd)7.1.1 Channel Types (Cont'd)

Detailed descriptions of each of the channel types are provided in 7.2 following.

The customer also has the option of ordering Voice Grade and digital high capacity facilities (i.e., 1.544 Mbps, 3.152 Mbps and 44.736 Mbps) to a Telephone Company Hub for multiplexing to individual channels of a lower capacity. NES channels may be ordered to a Telephone Company NES Hub for grooming to other NES channels of a different bandwidth. Descriptions of the types of multiplexing or grooming available at the Hubs, as well as the number of individual channels which may be derived from each type of facility are set forth in 7.2 following. Additionally, the customer may specify optional features or Basic Service Elements (BSEs) for the individual channels derived from the facility to further tailor the channel to meet specific communications requirements. Descriptions of the optional features and functions and BSEs available are also set forth in 7.2 following.

Certain Special Access Services may be ordered in conjunction with NYNEX Enterprise Network Reconfiguration Service (NRS). NRS enables Special Access Services to be reconfigured by cross-connecting services at Telephone Company Hubs where NRS functions are performed. (N)
(N)
(N)
(N)

For example, a customer may order a 1.544 Mbps facility from a customer designated premises to a Telephone Company Hub for multiplexing to twenty-four Voice Grade channels. The Voice Grade channels may be further multiplexed at the same or a different Hub to Telegraph Grade channels or may be extended to other customer designated premises. Optional features or BSEs may be added to the 1.544 Mbps, the Voice Grade or the Telegraph Grade channels.

In addition, certain video services, as provided in 7.2.5 and 7.2.14 following, may be ordered to a Telephone Company Hub where the Telephone Company will connect compatible services together at the customer's request.

Certain regulations previously found on this page can now be found on Original Page 7-4.1.

(This page filed under Transmittal No. 473)

Issued: September 25, 1997

Effective: October 10, 1997

ACCESS SERVICE

7. Special Access Service (Cont'd)

7.1 General (Cont'd)

7.1.2 Rate Categories

(M)

There are three basic rate categories which apply to Special Access Service:

(M)

(M)

- Channel Termination (described in 7.1.2(A) following)

(M)

- Channel Mileage (described in 7.1.2(B) following)

(M)

- Optional Features and Functions or BSEs (described in 7.1.2(C) following)

(M)

(M)

Regulations on this page formerly appeared on 3rd Revised Page 7-4.

(This page filed under Transmittal No. 473)

Issued: September 25, 1997

Effective: October 10, 1997

Vice President - Access and Network Interconnection Marketing
222 Bloomingdale Rd., White Plains, NY 10605

ACCESS SERVICE

7. Special Access Service (Cont'd)7.1 General (Cont'd)7.1.2 Rate Categories (Cont'd)(A) Channel Termination

The Channel Termination rate element is divided into three categories, (C)
Standard Channel Termination, Office Channel Termination Cross Connect (C)
and Virtual Office Channel Termination (VOCT). (C)

The Standard Channel Termination rate category provides for the communications path between a customer designated premises and the serving wire center of that premises or for the communications path within a building which connects a customer's facilities with a customer designated premises without routing through the serving wire center. The Office Channel Termination Cross Connect rate category provides for the communications path between customer provided fiber optic or microwave facilities and transmission equipment and the Telephone Company serving wire center. The Virtual Office Channel Termination rate category provides for the communications path between customer provided fiber optic facilities and transmission equipment and the Telephone Company serving wire center. Included as part of either the Standard Channel Termination, Office Channel Termination Cross Connect or Virtual Office Channel Termination is a standard channel interface arrangement which defines the technical characteristics associated with the type of facilities to which the access service is to be connected at the Point of Termination (POT) and the type of signaling capability, if any. The signaling capability itself is provided as either an optional feature or a BSE as set forth in (C) following. (C)

- (1) One Standard Channel Termination applies per channel terminated at each customer designated premises.

The Standard Channel Termination rate element will apply for all Telephone Company Access connections except High Capacity or NYNEX Enterprise Services utilizing an Expanded Interconnection multiplexing node or virtual collocation arrangement. A Standard Channel Termination monthly rate will apply even when the customer designated premises and the serving wire center are located in the same Telephone Company building unless the customer establishes an Expanded Interconnection multiplexing node or virtual collocation arrangement, in which case the rates and charges set forth in (2) following will apply. (C)

(This page filed under Transmittal No. 494)

Issued: April 2, 1998

Effective: ~~April 17, 1998~~
April 18, 1998

ACCESS SERVICE

7. Special Access Service (Cont'd)

7.1 General (Cont'd)

7.1.2 Rate Categories (Cont'd)

(A) Channel Termination (Cont'd)

- (2) An Office Channel Termination (OCT) Cross Connect will apply in lieu of the Standard Channel Termination for each High Capacity or NYNEX Enterprise Service channel terminated at an Expanded Interconnection multiplexing node. In addition, an OCT Termination Charge applies for each Office Channel Termination cross-connected to either a Telephone Company-provided POT Bay or a customer-provided, Telephone Company-maintained POT Bay at an Expanded Interconnection multiplexing node. A Virtual Office Channel Termination (VOCT) will apply in lieu of the Standard Channel Termination for each High Capacity or NYNEX Enterprise Service channel terminated at a virtual collocation arrangement. (C)
(C)
(C)
(C)

(This page filed under Transmittal No. 494)

Issued: April 2, 1998

Effective: ~~April 17, 1998~~
April 18, 1998

Vice President - Access and Network Interconnection Marketing
222 Bloomingdale Rd., White Plains, NY 10605

ACCESS SERVICE

7. Special Access Service (Cont'd)7.1 General (Cont'd)7.1.2 Rate Categories (Cont'd)(B) Channel Mileage

The Channel Mileage rate category provides for the transmission facilities between the serving wire centers associated with two customer designated premises; between a serving wire center associated with an end user premises and a WATS Serving Office (WSO), a Network Controller location or a Telephone Company Hub; between the serving wire center associated with a customer designated premises and an Expanded Interconnection multiplexing node or virtual collocation arrangement; between an Expanded Interconnection multiplexing node or a virtual collocation arrangement and a Telephone Company multiplexing Hub, grooming Hub or Frame Relay Service Hub; or between two Telephone Company Hubs, except when Frame Relay Service provides the transport between the Hubs. Channel Mileage is portrayed in mileage bands. Except as specified otherwise under the description and rates and charges for a service, there are two rates that apply for each band, i.e., a fixed rate per band and a rate per mile.

(C)
(C)
(C)

In addition to the channel mileage rates, a nonrecurring charge (Mid-Link Charge) applies to Channel Mileage between:

- two Telephone Company Hubs where cascade multiplexing is performed, unless the two Hubs are located in the same wire center or NYNEX Enterprise Service provides the transport between Hubs; or
- two Telephone Company Hubs where NYNEX Enterprise Network Reconfiguration Service functions are performed, unless the two Hubs are located in the same wire center or NYNEX Enterprise Service provides the transport between Hubs.

(This page filed under Transmittal No. 494)

Issued: April 2, 1998Effective: ~~April 17, 1998~~
April 18, 1998

ACCESS SERVICE

7. Special Access Service (Cont'd)7.1 General (Cont'd)7.1.2 Rate Categories (Cont'd)(B) Channel Mileage (Cont'd)

The Channel Mileage rate category also applies for the transmission facilities between two Telephone Company Intermediate or Super-Intermediate Hubs for the purpose of interconnecting two multiplexed facilities with a channel of lesser capacity or between two NES Hubs for the purpose of interconnecting two groomed facilities with a channel of lesser capacity. Channel mileage rates and a nonrecurring charge (ThruPath Connection Charge) apply for each lesser capacity channel arranged between the two multiplexed or groomed facilities. The charge applies whether the two Telephone Company Hubs are located in the same or different wire center. Except for the following hub locations, High Capacity ThruPath Service connections are available at or between all Intermediate or Super-Intermediate Hubs, subject to the regulations set forth in 7.4.7 following.

- Essex Junction, VT
- Mansfield, MA
- Maynard, MA
- Natick, MA
- New Bedford, MA
- North Chelmsford, MA
- Rehoboth, MA

NYNEX Enterprise Service ThruPath connections are available at or between all NES Hubs.

A Mid-Link Nonrecurring Charge does not apply to a ThruPath Service connection.

(This page filed under Transmittal No. 473)

Issued: September 25, 1997

Effective: October 10, 1997

ACCESS SERVICE

7. Special Access Service (Cont'd)7.1 General (Cont'd)7.1.2 Rate Categories (Cont'd)(B) Channel Mileage (Cont'd)

The following regulations apply to WAL Service for use with Feature Groups A, B and D, CSL BSA, and CST BSA - Option 1 and 3 arranged for originating only calling, not equipped with the End Office End User Line Service Screening optional feature, as detailed in Section 6. preceding, or arranged for two way calling, and to WAL Service for use with Feature Groups A, B, CSL BSA and CST BSA - Option 1 arranged for terminating only calling. (C)

When the WSO which normally serves the customer designated premises (normal WSO) is not a suitably equipped WSO equipped with FGD or CST BSA - Option 3 capability, the WAL Service will be provided from the nearest WSO so equipped. Channel Mileage charges, if applicable, will apply only for the distance between the serving wire center of the customer designated premises and the normal WSO. (C)

When the normal WSO is modified to be a suitably equipped WSO equipped with FGD or CST BSA - Option 3 capability, the WAL Service will be rearranged to be provided from the normal WSO. No charge will apply for such rearrangement. At the option of the customer, however, the WAL Service may continue to be provided from other than the normal WSO. Channel Mileage charges will then apply for the distance between the serving wire center of the customer designated premises and the serving WSO. (C)

Issued: November 1, 1991Effective: February 1, 1992
February 2, 1992

ACCESS SERVICE

7. Special Access Service (Cont'd)7.1 General (Cont'd)7.1.2 Rate Categories (Cont'd)(C) Optional Features and Functions/Basic Service Elements

The Optional Features and Functions/Basic Service Element rate category provides for optional features and functions or BSEs which may be added to a Special Access Service to improve its quality or utility to meet specific communications requirements. These are not necessarily identifiable with specific equipment, but rather represent the end result in terms of performance characteristics which may be obtained. These characteristics may be obtained by using various combinations of equipment. Although the equipment necessary to perform a specified function may be installed at various locations along the path of the service, they will be charged for as a single rate element.

Examples of Optional Features and Functions/Basic Service Elements that are available include, but are not limited to, the following:

- Signaling Capability
- Central Office Bridging
- Central Office Multiplexing
- Conditioning
- Transfer Arrangements

Several Optional Features and Functions are performed from Telephone Company serving wire centers which have been designated as Telephone Company Hubs where certain functions are performed. For example, the bridging functions are to connect three or more customer designated premises in a multipoint arrangement while the multiplexing functions are to channelize analog or digital facilities to individual services requiring a lower capacity or bandwidth.

(C)

(C)

(This page filed under Transmittal No. 339)

Issued: October 17, 1994

Effective: December 1, 1994

ACCESS SERVICE

7. Special Access Service (Cont'd)

7.1 General (Cont'd)

7.1.2 Rate Categories (Cont'd)

(C) Optional Features and Functions/Basic Service Elements (Cont'd)

NATIONAL EXCHANGE CARRIER ASSOCIATION, INC. TARIFF F.C.C. NO. 4 (M)
identifies serving wire centers and the services available in each (M)
(e.g., DDS II and DOVPATH service), Hub locations and the type of (M)
bridging or multiplexing functions available, and serving wire centers (M)
that subtend DS3 to DS1 and DS1 to Voice multiplexing Hubs. (M)

Descriptions for each of the available Optional Features and (M)
Functions/Basic Service Elements are set forth in 7.2 following. (M)

Regulations on this page formerly appeared on 3rd Revised Page 7-7.

Issued: May 1, 1992

Effective: ~~June 15, 1992~~
August 29, 1992

Managing Director - Access Markets
222 Bloomingdale Rd., White Plains, NY 10605

ACCESS SERVICE

7. Special Access Service (Cont'd)7.1 General (Cont'd)7.1.3 Service Configurations

There are two types of service configurations over which Special Access Services are provided: two-point service and multipoint service.

(A) Two-Point Service

Except for Expanded Interconnection, two-point service connects two customer designated premises, or a customer designated premises and a WATS Serving Office, or a customer designated premises and a Network Controller location either on a directly connected basis or through a Hub where multiplexing, Vertical Service (i.e., NRS or FRS) or NYNEX Enterprise Service functions are performed. For Expanded Interconnection, a two-point service connects a customer designated premises and an Expanded Interconnection multiplexing node or virtual collocation arrangement either on a directly connected basis or through a Hub where multiplexing functions or Frame Relay Service functions are performed.

(C)
(C)

Applicable rate elements are:

- Channel Termination*
- Channel Mileage (as applicable)
- Optional Features and Functions (when applicable)

* The Channel Termination rate element applies as follows:

	<u>Service</u>	<u>Type of Channel Termination</u>
(1)	WATS Access line Service Extension Service provided for an additional termination of WAL Service as specified in 7.2.10(D)(2) following.	One Standard Channel Termination rate element applies at the customer designated premises.
(2)	Special Access Service provided to the Network Controller location as specified in Section 19. following.	One Standard Channel Termination rate element applies at the customer designated premises.

(This page filed under Transmittal No. 494)

Issued: April 2, 1998

Effective: ~~April 17, 1998~~
April 18, 1998

ACCESS SERVICE

7. Special Access Service (Cont'd)7.1 General (Cont'd)7.1.3 Service Configurations (Cont'd)(A) Two-Point Service (Cont'd)

<u>Service</u>	<u>Type of Channel Termination</u>	
(3) High Capacity Services (except 44.736 Mbps with an Optical Fiber Interface Option) provided between an Expanded Interconnection multiplexing node and		
- a customer designated premises	One Standard Channel Termination rate element applies at the customer designated premises and One Office Channel Termination Cross Connect rate element applies at the Expanded Interconnection multiplexing node*.	
- a Telephone Company Hub	One Office Channel Termination Cross Connect rate element applies at the Expanded Interconnection multiplexing node* .	
(4) High Capacity Services (except 44.736 Mbps with an Optical Fiber Interface Option) provided between an Expanded Interconnection virtual collocation arrangement and		(N)
		(N)
		(N)
		(N)
		(N)
- a customer designated premises	One Standard Channel Termination rate element applies at the customer designated premises and One Virtual Office Channel Termination rate element applies at the virtual collocation arrangement.	(N)
		(N)
- a Telephone Company Hub	One Virtual Office Channel Termination rate element applies at the virtual collocation arrangement.	(N)
		(N)
		(N)

* An OCT Termination Charge also applies for each Office Channel Termination cross-connected to either a Telephone Company-provided POT Bay or a customer-provided, Telephone Company-maintained POT Bay.

(This page filed under Transmittal No. 494)

Issued: April 2, 1998

Effective: ~~April 17, 1998~~
April 18, 1998

ACCESS SERVICE

7. Special Access Service (Cont'd)7.1 General (Cont'd)7.1.3 Service Configurations (Cont'd)(A) Two-Point Service (Cont'd)

<u>Service</u>	<u>Type of Channel Termination</u>	
(4) For all Special Access Services (except as specified in (1), (2) and (3) preceding provided between a customer designated premises and		(M) (M) (M) (M) (M)
- another customer designated premises	One Standard Channel Termination rate element applies at each customer designated premises.	(M) (M) (M) (M) (M)
- a Telephone Company Hub	One Standard Channel Termination rate element applies at the customer designated premises.	(M) (M) (M)

Regulations on this page formerly appeared on 3rd Revised Page 7-8.1.

(This page filed under Transmittal No. 165)

Issued: February 16, 1993

Effective: ~~May 17, 1993~~
June 16, 1993

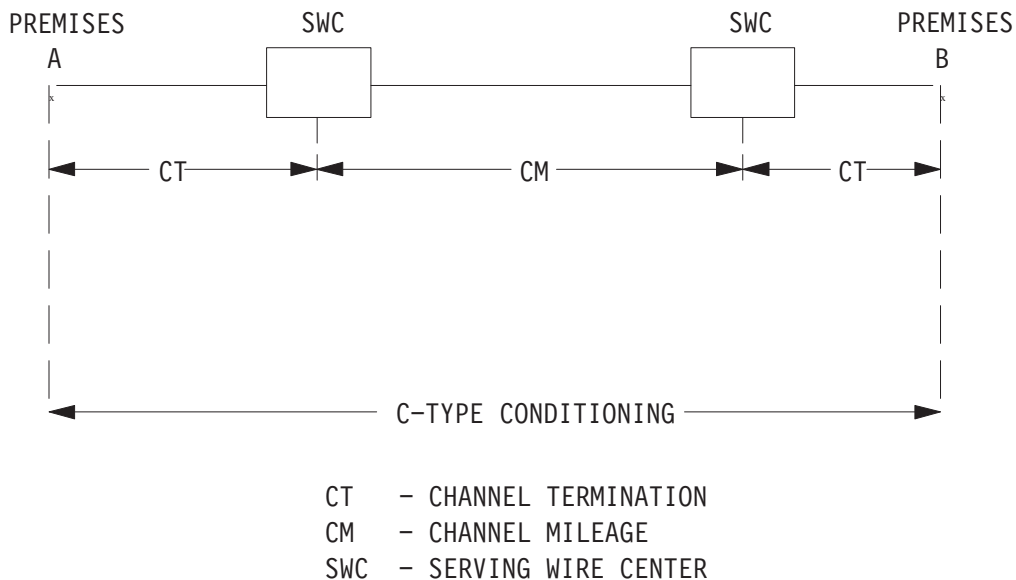
Managing Director - Access Markets
222 Bloomingdale Rd., White Plains, NY 10605

ACCESS SERVICE

7. Special Access Service (Cont'd)7.1 General (Cont'd)7.1.3 Service Configurations (Cont'd)(A) Two-Point Service (Cont'd)

In addition a Special Access Surcharge as set forth in 7.4.2 following may be applicable.

The following diagram depicts a two-point Voice Grade service connecting two customer designated premises located 15 miles apart. The service is provided with C-Type Conditioning.



Applicable rate elements are:

- Channel Terminations (2 applicable)
- Channel Mileage (mileage band Over 0 miles)
- C-Type Conditioning BSE

(C)

(This page filed under Transmittal No. 198)

Issued: June 8, 1993

Effective: July 13, 1993

7. Special Access Service (Cont'd)

7.1 General (Cont'd)

7.1.3 Service Configurations (Cont'd)

[illegible]

Issued: May 29, 1992

Effective: July 3, 1992

Managing Director - Access Markets
222 Bloomingdale Rd., White Plains, NY 10605

ACCESS SERVICE

7. Special Access Service (Cont'd)7.1 General (Cont'd)7.1.3 Service Configurations (Cont'd)(B) Multipoint Service

Multipoint service connects three or more* customer designated premises through a Telephone Company Hub. There is no limitation on the number of mid-links available with multipoint service, except for Video Service and Advanced Video Services which require that all services included in the multipoint arrangement be connected at a single Hub. However, where more than three mid-links are provided in tandem, the quality of the service may be degraded. A mid-link is a channel between Hubs (i.e., bridging locations). Only certain types of Special Access Service are provided as multipoint service. These are so designated in the Service Descriptions set forth in 7.2 following. (C)

Multipoint service utilizing a customized technical specifications package as set forth in 7.2 following will be provided when technically possible. If the Telephone Company determines that the requested characteristics for a multipoint service are not compatible, the customer will be advised and given the opportunity to change the order.

When ordering, the customer will specify the desired bridging Hub(s) selected from the NATIONAL EXCHANGE CARRIER ASSOCIATION, INC. TARIFF F.C.C. NO. 4, unless otherwise specified in this tariff.

This tariff identifies the type(s) of bridging functions which are available and the serving wire centers at which they are available.

Applicable Rate Elements are:

- Channel Terminations (one per customer designated premises)
- Channel Mileage (as applicable between each customer designated premises and the Hub and between Hubs)
- Bridging (one bridge port per point of a circuit which terminates [enters or exits] at a Bridging Cross Connect System or equivalent device)
- Additional Optional Features and Functions (when applicable)

In addition, a Special Access Surcharge as set forth in 7.4.2 following may be applicable.

- * For analog NYNEX Enterprise Service DSO channels, a maximum of forty-one customer designated premises may be connected in a multipoint configuration. (C)
For digital NYNEX Enterprise Service DSO Channels, a maximum of seventeen customer designated premises may be connected in a multipoint configuration. (C)

(This page filed under Transmittal No. 473)

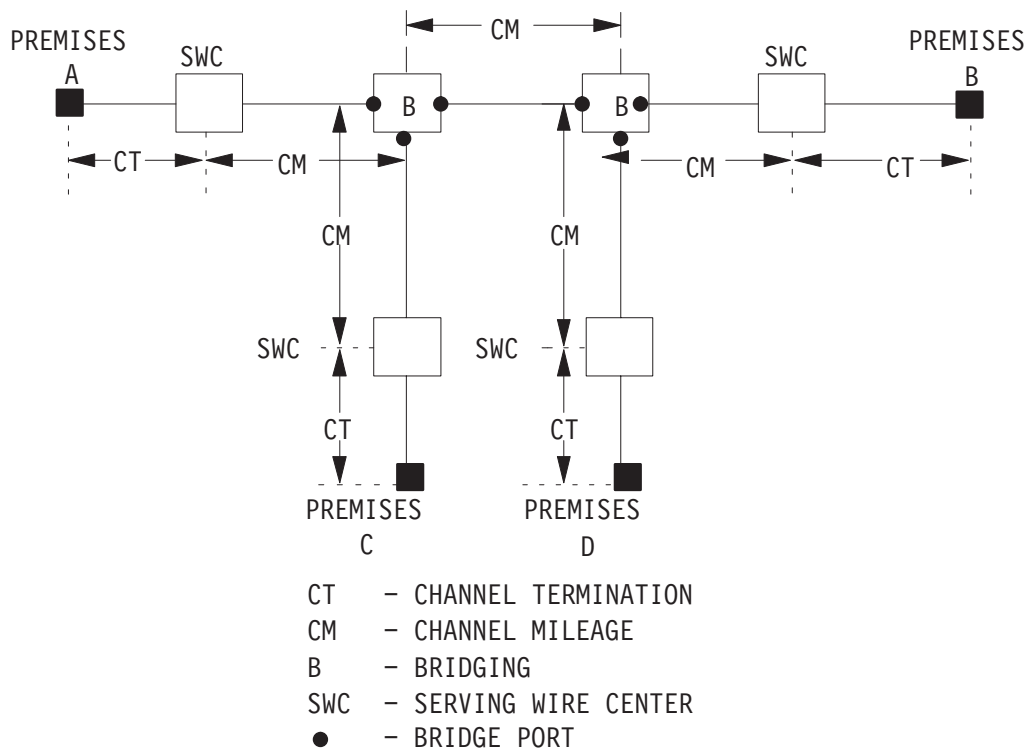
Issued: September 25, 1997

Effective: October 10, 1997

ACCESS SERVICE

7. Special Access Service (Cont'd)7.1 General (Cont'd)7.1.3 Service Configurations (Cont'd)(B) Multipoint Service (Cont'd)

Example: Voice Grade multipoint service connecting four customer designated premises via two customer specified bridging Hubs.



Applicable rate elements are:

- Channel Terminations (4 applicable)
- Channel Mileage (5 sections, each from appropriate mileage band)
- Bridging (6 applicable, i.e., each bridge port)

Issued: March 10, 1992

Effective: April 14, 1992

ACCESS SERVICE

7. Special Access Service (Cont'd)7.1 General (Cont'd)7.1.4 Alternate Use

Alternate Use occurs when a service is arranged by the Telephone Company so that the customer can select different types of transmission at different times. A customer may use a service in any privately beneficial manner. However, where technical or engineering changes are required to effectuate an alternate use, the Telephone Company will make such special arrangements available on an individual case basis.

The arrangement required to transfer the service from one operation to the other (i.e., the transfer relay and control leads) will be rated and provided on an ICB as set forth in Section 12., Specialized Service or Arrangements, and filed in 31.12 following. The customer will pay the stated tariff rates for the Access Service rate elements for the service ordered (i.e., Channel Terminations, Channel Mileage [as applicable] and Optional Features and Functions/BSEs [if any]).

(C)

7.1.5 Special Facilities Routing

A customer may request that the facilities used to provide Special Access Service be specially routed. The regulations, rates and charges for Special Facilities Routing (i.e., Enhanced Access Diversity, Alternate Serving Wire Center, Avoidance, Diversity and Cable-Only) are set forth in this section and in Section 11. following.

7.1.6 Design Layout Report

At the request of the customer, the Telephone Company will provide to the customer the make-up of the facilities and services provided under this tariff as Special Access Service to aid the customer in designing its overall service. This information will be provided in the form of a Design Layout Report. The Design Layout Report will be provided to the customer at no charge, and will be reissued or updated whenever these facilities are materially changed.

(This page filed under Transmittal No. 323)

Issued: August 22, 1994

Effective: October 6, 1994

ACCESS SERVICE

7. Special Access Service (Cont'd)7.1 General (Cont'd)7.1.7 Acceptance Testing

At no additional charge, the Telephone Company will, at the customer's request, cooperatively test, at the time of installation, the following parameters:

- (A) For Voice Grade analog services and WATS Access Line Services, acceptance tests will include tests for loss, 3-tone slope, DC continuity, operational signaling, C-notched noise, and C-message noise when these parameters are applicable and specified in the order for service. Additionally, for Voice Grade services, a balance (improved loss) test will be made if the customer has ordered the improved loss optional feature.
- (B) For other analog services (i.e., Metallic, Telegraph Grade, Program Audio, Video, Wideband Analog, Wideband Data and WATS Access Line) and for digital services (i.e., Digital Data Service, DIGIPATH digital service II, DOVPATH service, High Capacity Service and NYNEX Enterprise Service), acceptance tests will include tests for the parameters applicable to the service as specified in the order for service. (C)
(C)

In addition to the above tests, Additional Cooperative Acceptance Testing for Voice Grade Service to test other parameters, as described in Section 13.3.5(B) following, is available at the customer's request. All tests results will be made available to the customer upon request.

7.1.8 Ordering Options and Conditions

- Special Access Service is ordered under the Access Order provisions set forth in Section 5. preceding. Also included in that section are other charges which may be associated with ordering Special Access Service (e.g., Service Date Change Charges, Cancellation Charges, etc.).

(This page filed under Transmittal No. 127.)

Issued: October 22, 1992

Effective: ~~December 6, 1992~~
January 22, 1993

Managing Director - Access Markets
222 Bloomingdale Rd., White Plains, NY 10605

ACCESS SERVICE

7. Special Access Service (Cont'd)7.2 Service Descriptions

For the purposes of ordering, there are sixteen categories of Special Access Service. These are: (C)

- Metallic (MT)
- Telegraph Grade (TG)
- Voice Grade (VG)
- Program Audio (AP)
- Video (TV)
- Wideband Analog (WA)
- Wideband Data (WD)
- Digital Data (DA)
- High Capacity (HC)
- WATS Access Line (WAL)
- DIGIPATH digital service II (DDS II)
- DOVPATH service (DOV)
- NYNEX Enterprise Service (NES)
- Advanced Video Services
- Channel Extension Service
- Facilities Management Service (N)

Each service consists of a basic channel to which a technical specifications package (customized or predefined), if applicable, channel interface(s) and, when desired, optional features and functions or BSEs are added to construct the service desired by the customer. Each of the components of the service are described in this section.

Customized technical specifications packages will be provided where technically feasible. If the Telephone Company determines that the requested parameter specifications are not compatible, the customer will be advised and given the opportunity to change the order.

When a customized channel is ordered the customer will be notified whether Additional Engineering Charges apply. In such cases, the customer will be given an estimate of the hours to be billed before any further action is taken on the order.

(This page filed under Transmittal No. 503)

Issued: June 15, 1998

Effective: June 30, 1998

ACCESS SERVICE

7. Special Access Service (Cont'd)7.2 Service Descriptions (Cont'd)

The channel description specifies the characteristics of the basic channel and indicates whether the channel is provided between customer designated premises or between a customer designated premises and a Telephone Company Hub where functions such as bridging, multiplexing, Vertical Service (i.e., NRS or FRS) or NYNEX Enterprise Service are performed. (C)

Information pertaining to the technical specifications packages indicates the transmission parameters that are available with each package. This information is displayed in a matrix with the transmission parameters listed down the left side and the packages listed across the top. Each package is identified by a code, e.g., VGC. The first two letters of the code indicate the category of Special Access Service to which the parameters are applicable. These two letter codes are shown above in parentheses following the category of Special Access Service. The letter "C" following the two letter code indicates the technical specifications package for a customized service. A numeric or alpha-numeric designation following the two letter code indicates the specific predefined package. For a customized service, the customer may select any parameters available with that category of service as long as the parameters are compatible. When appropriate, the Technical Reference which contains detailed specifications for the parameters is shown following the matrix.

Channel interfaces at each Point of Termination on a two-point service may be symmetrical or asymmetrical. On a multipoint service they may also be symmetrical or asymmetrical, but communications can only be provided between compatible channel interfaces. Only certain channel interfaces are compatible. These are set forth in 7.3.5 following in a combination format.

(This page filed under Transmittal No. 339)

Issued: October 17, 1994

Effective: December 1, 1994

ACCESS SERVICE

7. Special Access Service (Cont'd)7.2 Service Descriptions (Cont'd)

Only certain channel interface combinations are available with the predefined technical specifications packages. These are delineated in the Technical References set forth at the end of this 7.2. When a customized channel is requested, all channel interface combinations available with the specified type of service are available with the customized channel.

The optional features and functions and BSEs available with each type of Special Access Service are described in this section. Where appropriate, the optional features and functions and BSE information also indicates with which technical specifications packages they are available. Such information is displayed in a matrix with the optional feature or function or BSE listed down the left side and the technical specifications package listed across the top.

(x) Issued on not less than one day's notice under authority of Special Permission No. 92-77 of the Federal Communications Commission.

Issued: February 13, 1992

Effective: February 14, 1992

ACCESS SERVICE

7. Special Access Service (Cont'd)7.2 Service Descriptions (Cont'd)

The Telephone Company will maintain existing transmission specifications on services installed prior to the effective date of this tariff except that the existing services with performance specifications exceeding the standards listed in this provision will be maintained at the performance levels specified in this tariff. All services installed after the effective date of this tariff will conform to the transmission specifications standards contained in this tariff or in the following Technical References for each category of service.

Metallic	TR-NPL-000336
Telegraph Grade	TR-NPL-000336
Voice Grade	TR-TSY-000335
	PUB 41004, Table 4
Program Audio	TR-NPL-000337
Video	NTR-74410, Issue No. 1
	TR-TSV-000338, Issue No. 2
	SN-INS-001532, Issue No. 1
	SR-NWT-001851
	SR-NPL-001434, Issue No. 1
Wideband Analog	TR-NPL-000339
Wideband Data	TR-NPL-000340
Digital Data	TR-NPL-000341
	PUB 62310
High Capacity	TR-INS-000342
	PUB 62411
	TR-NPL-000054
	TR-EOP-000063, Issue No. 3
	GR-253-CORE, Issue 1
WATS Access Line	TR-NWT-000334
	TR-NPL-000341

(D)
(N) (x)

(x) Issued under authority of Special Permission No. 97-305 of the Federal Communications Commission to replace Technical Publication TR-NWT-000253.

(This page filed under Transmittal No. 475)

Issued: November 24, 1997

Effective: December 9, 1997

ACCESS SERVICE

7. Special Access Service (Cont'd)7.2 Service Descriptions (Cont'd)

DIGIPATH digital service II	TR-NPL-000157 PUB 74380, Issue No. 1 NTR 74374, Issue No. 2 NTR 74375, Issue No. 2	
DOVPATH service	NTR 74374, Issue No. 2 NTR 74375, Issue No. 2	
NYNEX Enterprise Services	TR-TSY-000335 PUB 41004, Table 4 TR-NPL-000157 PUB 62310 NTR 74374, Issue No. 2 NTR 74375, Issue No. 2 TR-NPL-000054 PUB 62411 TR-INS-000342 PRD 0004	
Advanced Video Services	NTR-74415, Issue No. 1 TR-INS-000342 TR-NPL-000337 TR-TSV-000338, Issue No. 2	
Channel Extension Service	ANSI/SMPTE 259M - 1997 ESA 390/SA23-0394-00 ESA 390/SA22-7202-02 GA23-0383 ANSI X3.271	(N) (x)
Facilities Management Service	See Technical References for High Capacity Services, DIGIPATH digital service II and Voice Grade Services	

(x) Issued under authority of Special Permission No. 98-253 of the Federal Communications Commission.

(This page filed under Transmittal No. 529)

Issued: November 13, 1998

Effective: November 28, 1998

Vice President - Access and Network Interconnection Marketing
222 Bloomingdale Rd., White Plains, NY 10605

ACCESS SERVICE

7. Special Access Service (Cont'd)7.2 Service Descriptions (Cont'd)7.2.1 Metallic Service(A) Basic Channel Description

A Metallic channel is an unconditioned two-wire channel capable of transmitting low speed varying signals at rates up to 30 baud. This channel is provided by metallic or equivalent facilities. Metallic channels are provided between customer designated premises or between a customer designated premises and a Telephone Company Hub where bridging functions are performed. Interoffice metallic facilities will be limited in length to a total of five miles per channel.

(B) Technical Specifications Packages

<u>Parameter</u>	<u>C</u>	<u>Package MT-</u>		
		<u>1</u>	<u>2</u>	<u>3</u>
DC Resistance				
Between Conductors	X	X	X	
Loop Resistance	X			X
Shunt Capacitance	X			X

The technical specifications are delineated in Technical Reference TR-NPL-000336.

(C) Channel Interfaces

Compatible channel interfaces are set forth in 7.3.5(A) following.

ACCESS SERVICE

7. Special Access Service (Cont'd)7.2 Service Descriptions (Cont'd)7.2.1 Metallic Service (Cont'd)(D) Basic Service Elements (BSEs)

(C) (x)

(1) Central Office Bridging Capability

- (a) Three Premises Bridging - Provision of tip-to-tip and ring-to-ring connection in a central office of a metallic pair to a third customer designated premises.

- (b) Series Bridging of up to 26 customer designated premises.

The following table shows the technical specifications packages with which the Basic Service Elements are available.

(C) (x)

	Available with Technical Specifications Package MT-			
	<u>C</u>	<u>1</u>	<u>2</u>	<u>3</u>
Three Premises Bridging	X	X		X
Series Bridging	X		X	

7.2.2 Telegraph Grade Service(A) Basic Channel Description

A Telegraph Grade channel is an unconditioned channel capable of transmitting binary signals at rates of 0-75 baud or 0-150 baud. This channel is furnished for half-duplex or duplex operation. Telegraph Grade channels are provided between customer designated premises or between a customer designated premises and a Telephone Company Hub.

- (x) Issued on not less than one day's notice under authority of Special Permission No. 92-77 of the Federal Communications Commission.

Issued: February 13, 1992

Effective: February 14, 1992

ACCESS SERVICE

7. Special Access Service (Cont'd)7.2 Service Descriptions (Cont'd)7.2.2 Telegraph Grade Service (Cont'd)(B) Technical Specifications Packages

<u>Parameter</u>	<u>Package TG-</u>		
	<u>C</u>	<u>1</u>	<u>2</u>
Telegraph Distortion	X	X	X

The technical specifications are delineated in Technical Reference TR-NPL-000336.

(C) Channel Interfaces

Compatible channel interfaces are set forth in 7.3.5(B) following.

(D) Basic Service Elements (BSEs)

(C) (x)

- (1) Telegraph Bridging (two-wire and four-wire) The following table shows the technical specifications packages with which the Basic Service Elements are available.

(C) (x)

(C) (x)

<u>Parameter</u>	<u>Available with Technical Specifications Package TG-</u>		
	<u>C</u>	<u>1</u>	<u>2</u>
Telegraph Bridging	X	X	X

(x) Issued on not less than one day's notice under authority of Special Permission No. 92-77 of the Federal Communications Commission.

Issued: February 13, 1992

Effective: February 14, 1992

ACCESS SERVICE

7. Special Access Service (Cont'd)7.2 Service Descriptions (Cont'd)7.2.3 Voice Grade Service(A) Basic Channel Description

A Voice Grade channel is a channel which provides voice frequency transmission capability in the nominal frequency range of 300 to 3000 Hz and may be terminated two-wire or four-wire. Voice Grade channels are provided between customer designated premises or between a customer designated premises and a Telephone Company Hub.

(T) (x)

(D) (x)

(D) (x)

(D) (x)

(B) Technical Specifications Packages

<u>Parameter</u>	<u>Package VG-</u>												
	<u>C*</u>	<u>1</u>	<u>2</u>	<u>3</u>	<u>4</u>	<u>5</u>	<u>6</u>	<u>7</u>	<u>8</u>	<u>9</u>	<u>10</u>	<u>11</u>	<u>12</u>
Attenuation Distortion	X	X	X	X	X	X	X	X	X	X	X	X	X
C-Message Noise	X	X	X	X	X	X	X	X	X	X	X	X	X
Echo Control	X	X	X	X		X		X	X			X	X
Envelope Delay Distortion	X						X	X	X	X	X	X	X
Frequency Shift	X						X	X	X	X	X	X	X
Impulse Noise	X					X	X	X	X	X	X	X	X
Intermodulation Distortion	X						X	X	X	X	X	X	
Loss Deviation	X	X	X	X	X	X	X	X	X	X	X	X	X
Phase Hits, Gain Hits, and Dropouts	X												
Phase Jitter	X						X	X	X	X	X	X	
Signal-to-C Message Noise					X								
Signal-to-C Notch Noise	X					X	X	X	X	X	X	X	X

(D) (x)

* The desired parameters are selected by the customer from the list of available parameters.

(T) (x)

(x) Issued on not less than 3 days' notice under authority of Special Permission No. 92-292 of the Federal Communications Commission to delete before the effective date material originally filed under Transmittal No. 84 and to reinstate material presently in effect.

Issued: May 1, 1992

Effective: May 4, 1992

ACCESS SERVICE

7. Special Access Service (Cont'd)7.2 Service Descriptions (Cont'd)7.2.3 Voice Grade Service (Cont'd)(B) Technical Specifications Packages (Cont'd)

The technical specifications for these parameters (except for dropouts, gain hits, and phase hits) are delineated in Technical Reference TR-TSY-000335. The technical specifications for dropouts, phase hits, and gain hits are delineated in Technical Reference PUB 41004, Table 4. (T)

(C) Channel Interfaces

The following channel interfaces for Voice Grade service do not require signaling capability: DA, DB, DD, DE, DS, NO, PR and TF.

The following channel interfaces for Voice Grade service require signaling capability: AB, AC, CT, DX, DY, EA, EB, EC, EX, GO, GS, LA, LB, LC, LO, LR, LS, RV and SF.

Compatible channel interfaces are set forth in 7.3.5(C) following.

(D) Optional Features and Functions/Basic Service Elements (BSEs)(1) Central Office Bridging Capability BSE

- (a) Voice Bridging (two-wire and four-wire)
- (b) Data Bridging (two-wire and four-wire)
- (c) Telephoto Bridging (two-wire and four-wire)
- (d) DATAPHONE Select-A-Station Bridging with sequential arrangement ports or addressable arrangement ports

ACCESS SERVICE

7. Special Access Service (Cont'd)7.2 Service Descriptions (Cont'd)7.2.3 Voice Grade Service (Cont'd)(D) Optional Features and Functions/Basic Service Elements (BSEs) (Cont'd) (C) (x)(1) Central Office Bridging Capability BSE (Cont'd) (C) (x)

(e) Telemetry and Alarm Bridging

Split Band, Active Bridging

Passive Bridging

Summation, Active Bridging

(2) Central Office Multiplexing

Voice to Telegraph Grade: An arrangement that converts a Voice Grade channel to Telegraph Grade channels using frequency division multiplexing.

(3) Conditioning BSE (C) (x)

Conditioning provides more specific transmission characteristics for Voice Grade services. C-Type conditioning controls attenuation distortion and envelope delay distortion. Sealing Current helps maintain continuity on dry metallic loops.

For two-point services, the parameters apply to each service. For multipoint services, the parameters apply to each mid-link or end-link. C-Type conditioning and Data Capability may be combined on the same service.

(x) Issued on not less than one day's notice under authority of Special Permission No. 92-77 of the Federal Communications Commission.

Issued: February 13, 1992

Effective: February 14, 1992

ACCESS SERVICE

7. Special Access Service (Cont'd)7.2 Service Descriptions (Cont'd)7.2.3 Voice Grade Service (Cont'd)(D) Optional Features and Functions/Basic Service Elements (BSEs) (Cont'd) (C) (x)(3) Conditioning BSE (Cont'd) (C) (x)(a) C-Type Conditioning

C-Type Conditioning is provided for the additional control of attenuation distortion and envelope delay distortion on data services. The attenuation distortion and envelope delay distortion specifications for C-Type Conditioning are:

Attenuation Distortion (Frequency Response) Relative to 1004 Hz		Envelope Delay Distortion	
<u>Frequency Range (Hz)</u>	<u>Variation (dB)</u>	<u>Frequency Range (Hz)</u>	<u>Variation (dB)</u>
400-2800	-1.0 to +2.0	1000-2600	100
300-3000	-1.0 to +3.0	800-2600	200
3000-3200	-2.0 to +6.0	600-2600	300
		500-2800	600
		500-3000	3000

(x) Issued on not less than one day's notice under authority of Special Permission No. 92-77 of the Federal Communications Commission.

Issued: February 13, 1992

Effective: February 14, 1992

ACCESS SERVICE

7. Special Access Service (Cont'd)7.2 Service Descriptions (Cont'd)7.2.3 Voice Grade Service (Cont'd)(D) Optional Features and Functions/Basic Service Elements (BSEs) (Cont'd)(3) Conditioning BSE (Cont'd)(b) Sealing Current Conditioning

Sealing Current Conditioning is provided to help maintain continuity on dry metallic loops. It is usually associated with four-wire DA or NO type channel interfaces.

(4) Customer Specified Premises Receive Level

This option allows the customer to specify the receive level at the Point of Termination. The level must be within a specific range on effective four-wire transmission. The ranges are delineated in Technical Reference TR-TSY-000335.

(T)

(5) Improved Return Loss (Echo Control)

(a) Improved return loss at a four-wire Point of Termination will provide improved echo control via an upgraded ELEPL. Telephone Company equipment may be required at the customers' premises where this option is ordered. The improved echo control parameters are delineated in Technical Reference TR-TSY-000335.

(T)

(b) Improved return loss at a two-wire Point of Termination will provide improved echo control via an upgraded return loss limit. Telephone Company equipment may be required at the customers' premises where this option is ordered. The improved echo control parameters are delineated in Technical Reference TR-TSY-000335.

(T)

Issued: March 10, 1992

Effective: April 14, 1992

ACCESS SERVICE

7. Special Access Service (Cont'd)7.2 Service Descriptions (Cont'd)7.2.3 Voice Grade Service (Cont'd)(D) Optional Features and Functions/Basic Service Elements (BSEs) (Cont'd) (C) (x)(6) Data Capability

Data Capability (also known as D-Type Conditioning) provides transmission characteristics suitable for data communications. Specifically, Data Capability provides for the control of Signal to C-Notched Noise Ratio and intermodulation distortion. It is available for two-point services or multipoint services.

The Signal to C-Notched Noise Ratio and intermodulation distortion parameters for Data Capability are:

- Signal to C-Notched Noise Ratio is equal to or greater than 32dB
- Intermodulation distortion:
 - Signal to second order modulation products (R2) is equal to or greater than 38dB
 - Signal to third order modulation products (R3) is equal to or greater than 42dB

When a service equipped with Data Capability is used for voice communications, the quality of the voice transmission may not be satisfactory.

(x) Issued on not less than one day's notice under authority of Special Permission No. 92-77 of the Federal Communications Commission.

Issued: February 13, 1992

Effective: February 14, 1992

ACCESS SERVICE

7. Special Access Service (Cont'd)7.2 Service Descriptions (Cont'd)7.2.3 Voice Grade Service (Cont'd)(D) Optional Features and Functions/Basic Service Elements (BSEs) (Cont'd) (C) (x)(7) Telephoto Capability

Telephoto Capability provides transmission characteristics suitable for telephotographic communications. Specifically, Telephoto Capability is provided for the control of attenuation distortion and envelope delay distortion on telephotographic services. The attenuation distortion and envelope delay distortion parameters for Telephoto Capability are:

Attenuation Distortion
(2204 Hz Reference)

Envelope Delay
Distortion

Frequency
Range (Hz)

Variation
(dB)

Frequency
Range (Hz)

Variation
(mcs)

500-3000 -0.5 to +1.5

300-3200 -1.0 to +2.5

1000-2600

800-2800

110

180

(8) Signaling Capability BSE (C) (x)

Signaling Capability provides for the process by which one customer designated premises alerts another customer designated premises on the same service with which it wishes to communicate.

(9) Selective Signaling Arrangement

An arrangement that permits code selective ringing for up to ten codes on a multipoint service.

(x) Issued on not less than one day's notice under authority of Special Permission No. 92-77 of the Federal Communications Commission.

Issued: February 13, 1992

Effective: February 14, 1992

ACCESS SERVICE

7. Special Access Service (Cont'd)7.2 Service Descriptions (Cont'd)7.2.4 Voice Grade Service (Cont'd)(D) Optional Features and Functions/Basic Service Elements (BSEs) (Cont'd) (C) (x)(10) Transfer Arrangement BSE (C) (x)

An arrangement that affords the customer an additional measure of flexibility in the use of their access channel(s). The arrangement can be utilized to transfer a channel of a Special Access Service to another channel that terminates in either the same or a different customer designated premises. A key activated or dial-up control service is required to operate the transfer arrangement. A spare channel, if required, is not included as part of the option.

(11) Alternate Serving Wire Center*

An optional feature in which Voice Grade Channel Terminations are provided over an alternate route to a serving wire center other than that normally serving the customer's designated premises. The mileage used to determine the monthly rate for channel mileage is based on the normal serving wire center associated with the customer designated premises as described in 7.1.2 preceding. The rates for Alternate Serving Wire Center apply per point of termination.

When a customer orders the Alternate Serving Wire Center Optional Feature, the Alternate Serving Wire Center Rate as specified in 31.7.3(C)(11) following applies in addition to the Channel Termination and Channel Mileage Rates and charges for each applicable Voice Grade Service.

* Available in New York Telephone only.

(x) Issued on not less than one day's notice under authority of Special Permission No. 92-77 of the Federal Communications Commission.

Issued: February 13, 1992

Effective: February 14, 1992

ACCESS SERVICE

7. Special Access Service (Cont'd)7.2 Service Descriptions (Cont'd)7.2.3 Voice Grade Service (Cont'd)(D) Optional Features and Functions/Basic Service Elements (BSEs) (Cont'd) (C) (x)(11) Alternate Serving Wire Center* (Cont'd)

A Volume Discount Plan is available with Alternate Serving Wire Center Channel Terminations. The Volume Discount Plan is based on the number of channel terminations at each specific customer's building location. When a customer increases the number of Voice Grade Services with the Alternate Serving Wire Center feature the rate for the Alternate Serving Wire Center feature will decrease as specified in 31.7.9(C)(4) and (5) following.

Disconnection of any channel routed to an Alternate Serving Wire Center is based on ascending order (i.e., the last channel installed is the first channel removed). The First Alternate Serving Wire Center Rate remains in effect until all channels are disconnected.

* Available in New York Telephone only.

(x) Issued on not less than one day's notice under authority of Special Permission No. 92-77 of the Federal Communications Commission.

Issued: February 13, 1992

Effective: February 14, 1992

ACCESS SERVICE

7. Special Access Service (Cont'd)7.2 Service Descriptions (Cont'd)7.2.3 Voice Grade Service (Cont'd)(D) Optional Features and Functions/Basic Service Elements (BSEs) (Cont'd) (C) (x)

The following table shows the technical specifications packages with which the optional features and functions or BSEs are available. (C) (x)

	<u>Available with Technical Specifications Package</u>												
		<u>VG-</u>											
	<u>C</u>	<u>1</u>	<u>2</u>	<u>3</u>	<u>4</u>	<u>5</u>	<u>6</u>	<u>7</u>	<u>8</u>	<u>9</u>	<u>10</u>	<u>11</u>	<u>12</u>
Alternate Serving* Wire Center	X	X	X	X	X	X	X	X	X	X	X	X	X
C-Type Conditioning	X					X	X	X	X	X	X		
Central Office Bridging Capability	X		X			X	X				X	X	X
Central Office Multiplexing	X						X						
Customer Specified Premises Receive Level	X		X	X				X	X	X			
Data Capability	X						X	X			X		
Improved Return Loss (Echo Control)													
At the Four-Wire POT	X	X	X	X		X		X					
At the Two-Wire POT	X		X	X				X					
INFOPATH Service Port	X										X		
Sealing Current Conditioning	X						X						
Selective Signaling Arrangement	X		X										
Signaling Capability	X	X	X	X				X	X	X			
Telephoto Capability	X											X	
Transfer Arrangement	X	X	X	X	X	X	X	X	X	X	X	X	X

* Available in New York Telephone only.

(x) Issued on not less than one day's notice under authority of Special Permission No. 92-77 of the Federal Communications Commission.

Issued: February 13, 1992

Effective: February 14, 1992

7. Special Access Service (Cont'd)

7.2.3 Voice Grade Service (Cont'd)

When a customer requests that an effective four-wire channel be terminated with a two-wire channel interface at the customer designated premises, a four-wire to two-wire conversion is required. The rate for the conversion is included as part of the basic Channel Termination rate.

(D) (D) (D) (D) (D) (D) (D) (D) (D) (D) (D) (D) (D)

(D)

(This page filed under Transmittal No. 391)

Effective: October 14, 1995

(T)

ACCESS SERVICE

7. Special Access Service (Cont'd)

7.2 Service Descriptions (Cont'd)

(D)
(D)
(D)
(D)
(D)
(D)
(D)
(D)
(D)
(D)
(D)
(D)
(D)
(D)
(D)

7.2.4 Program Audio Service

(B) Basic Channel Description

A Program Audio channel is a channel measured in Hz for the transmission of a complex signal voltage. The actual bandwidth is a function of the channel interface selected by the customer. Only one-way transmission is provided. Program Audio channels are provided between customer designated premises or between a customer designated premises and a Telephone Company Hub.

(D)

(This page filed under Transmittal No. 391)

Issued: August 30, 1995

Effective: October 14, 1995

ACCESS SERVICE

7. Special Access Service (Cont'd)7.2 Service Descriptions (Cont'd)7.2.4 Program Audio Service (Cont'd)(B) Technical Specifications Packages

<u>Parameter</u>	<u>C*</u>	<u>Package AP-</u>			
		<u>1</u>	<u>2</u>	<u>3</u>	<u>4</u>
Actual Measured Loss	X	X	X	X	X
Amplitude Tracking	X				
Crosstalk	X	X	X	X	X
Distortion Tracking	X				
Gain/Frequency Distortion	X	X	X	X	X
Group Delay	X				
Noise	X	X	X	X	X
Phase Tracking	X				
Short-Term Gain Stability	X				
Short-Term Loss	X				
Total Distortion	X	X	X	X	X

The technical specifications are delineated in Technical Reference TR-NPL-000337.

- * The desired parameters are selected by the customer from the list of available parameters

ACCESS SERVICE

7. Special Access Service (Cont'd)7.2 Service Descriptions (Cont'd)7.2.4 Program Audio Service (Cont'd)(C) Channel Interfaces

The following channel interfaces (CIs) define the bandwidths that are available for a Program Audio channel:

<u>CI</u>	<u>Bandwidth</u>
PG-1	Nominal frequency from 50 to 15000 Hz
PG-3	Nominal frequency from 200 to 3500 Hz
PG-5	Nominal frequency from 100 to 5000 Hz
PG-8	Nominal frequency from 50 to 8000 Hz

Compatible channel interfaces are set forth in 7.3.5(D) following.

- (D) Optional Features and Functions/Basic Service Elements (BSEs) (C) (x)
- (1) Central Office Bridging Capability BSE (C) (x)
Distribution Amplifier
- (2) Gain Conditioning BSE (C) (x)
Control of 1004 Hz AML at initiation of service to 0dB \pm 0.5 dB.
- (3) Stereo
Provision of a pair of gain/phase equalized channels for stereo applications. (Additional AP channel must be ordered separately.)

(x) Issued on not less than one day's notice under authority of Special Permission No. 92-77 of the Federal Communications Commission.

Issued: February 13, 1992

Effective: February 14, 1992

ACCESS SERVICE

7. Special Access Service (Cont'd)7.2 Service Descriptions (Cont'd)7.2.4 Program Audio Service (Cont'd)(D) Optional Features and Functions/Basic Service Elements (BSEs)

The following table shows the technical specifications packages with which the optional features and functions or BSEs are available.

	Available with Technical Specifications Package AP-				
	C	1	2	3	4
Central Office Bridging Capability	X	X	X	X	X
Gain Conditioning	X	X	X	X	X
Stereo	X				X

7.2.5 Video Service

Video Service requires transmission facilities which are suitable for the delivery of an analog signal over the entire distance between the originating and terminating locations involved. Where such existing facilities can not deliver an analog signal over the distance required, the Telephone Company may, at its option, elect to specially construct facilities subject to the provisions of 2.1.4 Provision of Services, and 5.1.3 Special Construction preceding or the customer may, at its option, elect to order an Advanced Video Service in Section 7.2.14 following which utilizes digital transmission between the originating and terminating locations involved. (N)

(C) Channel Descriptions(1) Broadcast Video Service

A Broadcast Video channel is a channel with one-way transmission capability for a standard 525 line/60 field monochrome, or National Television Systems Committee color, video signal of broadcast quality and one or two associated 5 kHz or 15 kHz audio signal(s). These associated audio signal(s) may be either diplexed or provided as one or two separate channels. At the customer's option, up to four associated 15 kHz audio signals may be provided as separate channels. (N)

Certain regulations previously found on this page can now be found on 3rd Revised Page 7-33.1.

(This page filed under Transmittal No. 399)

Issued: November 21, 1995

Effective: January 5, 1996

ACCESS SERVICE

7. Special Access Service (Cont'd)7.2 Service Descriptions (Cont'd)7.2.5 Video Service (Cont'd)(A) Channel Descriptions (Cont'd)(1) Broadcast Video Service (Cont'd)

The third and/or fourth audio signal(s) are optional and will be provided as Additional Separate Audio Signals as set forth in (D)(2) following. The bandwidth for a video channel is either 30 Hz to 4.5 MHz or 30 Hz to 6.6 MHz. The provision and the bandwidth of the associated audio signal(s) is a function of the channel interface selected by the customer. Video channels are provided between customer designated premises or between a customer designated premises and a Telephone Company Hub.

(2) Supertrunking Transport Video Service

Supertrunking Transport Video Service (SVS) is a channel with a bandwidth of up to 750 MHz providing one-way transmission of multiple Amplitude Modulation (AM) standard 525 line/60 field monochrome or National Television Services Committee (NTSC) color video signals and monaural or Broadcast Television Systems Committee (BTSC) stereo audio signals over fiber optic facilities. SVS channels are provided over fiber optic facilities between two customer designated premises or between a customer designated premises and a Telephone Company Hub.

(D)
(D)
(D)

The signal performance and quality of the video channel may be degraded by the number of signals and the end to end distance of the channel. The Telephone Company will work cooperatively with the customer to determine the number of video signals which can be provided over a single SVS channel.

The technical specifications are delineated in Technical Publications SR-INS-001532, Issue No. 1; SR-NPL-001434, Issue No. 1 and SR-NWT-001851, Issue No. 1.

(This page filed under Transmittal No. 501)

Issued: May 22, 1998

Effective: June 6, 1998

ACCESS SERVICE

7. Special Access Service (Cont'd)7.2 Service Descriptions (Cont'd)7.2.5 Video Service (Cont'd)

(Z)

(A) Channel Descriptions (Cont'd)(2) Supertrunking Transport Video Service (Cont'd)

For two-point service configurations, a single channel termination at each customer designated premises transmits or receives all of the video signals transported over the SVS channel. For multipoint service configurations, each video signal is provided over a Transmit only channel termination at one of the designated premises involved and a Receive only channel termination at each of the other designated premises involved. A Transmit channel termination provides an electrical to optical conversion of the customer's video signals allowing the customer to transmit, or originate, AM signals for transport over the SVS channel to one or more Receive channel terminations. A Receive channel termination provides an optical to electrical conversion allowing the customer to receive the multiple amplitude modulation signals.

At the option of the customer, SVS channels may be provided under a Service Discount Plan as specified in 7.4.10 following.

SVS channels may be moved in accordance with the regulations set forth in 7.4.5(B) and 7.4.10(C)(5) following.

(This page filed under Transmittal No. 382)

Issued: June 12, 1995

Effective: July 27, 1995

ACCESS SERVICE

7. Special Access Service (Cont'd)7.2 Service Descriptions (Cont'd)7.2.5 Video Service (Cont'd)(A) Channel Descriptions (Cont'd)(4) Fiber Based Multichannel Video Service (MVS)

Fiber Based Multichannel Video Service provides one-way Frequency Modulation (FM) transmission of one to sixteen standard 525 line/60 field monochrome or National Television Systems Committee (NTSC) color, video signals of less than broadcast quality over a single video channel. The bandwidth for each video signal is 6 MHz. One audio signal is provided with each video signal. The customer may order up to three Additional Separate Audio Signals or may elect to replace the original audio signal with one BTSC Stereo Audio Signal. Audio signal options are specified in 7.2.5(D) following.

(D)
(D)

At the option of the customer, MVS may be provided under a Service Discount Plan as specified in 7.4.10 following.

MVS channels are provided over fiber optic facilities for one-way transmission between customer designated premises or between a customer designated premises and a Telephone Company Hub. MVS is subject to the availability of suitable transmission facilities between the customer designated premises or Hubs involved. The Telephone Company will determine if such transmission facilities are available, or can be made available, and advise the customer of the facility status.

The signal performance and quality of the video channel may be degraded by the number of video signals, audio options and the end to end distance of the channel. The technical specifications are delineated in Technical Reference NTR-74410, Issue No. 1.

(This page filed under Transmittal No. 476)

Issued: December 12, 1997

Effective: December 27, 1997

ACCESS SERVICE

7. Special Access Service (Cont'd)7.2 Service Descriptions (Cont'd)7.2.5 Video Service (Cont'd)

(Z)

(A) Channel Descriptions (Cont'd)(3) Fiber Based Multichannel Video Service (MVS) (Cont'd)

MVS channels are one-way only. For two-point service configurations, each video signal is provided over a Transmit only channel termination at one of the designated premises involved and a Receive only channel termination at the other designated premises involved. For multipoint service configurations, each video signal is provided over a Transmit only channel termination at one of the designated premises involved and a Receive only channel termination at each of the other designated premises involved. Each customer designated premises must have at least one Transmit only and one Receive only channel termination, unless service is ordered with the One-way Transport optional feature. The One-way Transport optional feature enables a customer designated premises to have either Transmit only channel termination(s) or Receive only channel termination(s), but not both. When service is provided without the One-way Transport option, separate MVS channels are required for the Transmit only and Receive only channel terminations at each customer designated premises.

(a) Transmit Channel Termination

The Transmit channel termination (USOC TU9TF, TU9TE) allows a customer to transmit, or originate, one video signal for transport over the video channel to one or more Receive channel terminations. For each two-point or multipoint video channel, Transmit channel terminations may be provided at one point of termination only.

(b) Receive Channel Termination

The Receive channel termination (USOC TU9RF, TU9RE) allows a customer to receive an incoming video signal as originated over a Transmit channel termination.

(This page filed under Transmittal No. 382)

Issued: June 12, 1995

Effective: July 27, 1995

ACCESS SERVICE

7. Special Access Service (Cont'd)7.2 Service Descriptions (Cont'd)7.2.5 Video Service (Cont'd)(B) Technical Specifications Packages

<u>Parameter</u>	<u>C*</u>	<u>Package TV-</u>	
		<u>1</u>	<u>2</u>
Amplitude vs. Frequency Response	X		
Chrominance/Luminance Inequalities			
Gain	X	X	X
Delay	X	X	X
Chrominance/Luminance Intermodulation	X		
Chrominance Nonlinear Gain	X		
Chrominance Nonlinear Phase	X		
Crosstalk	X		X
Differential Gain	X	X	X
Differential Phase	X	X	X
Dynamic Gain (picture and sync signal)	X		
Field-Time Distortion	X	X	X
Gain/Frequency Distortion	X	X	X
Gain Stability	X	X	X
Insertion Gain	X	X	X
Line-Time Distortion	X	X	X
Long-Time Distortion	X	X	X
Luminance Nonlinearity	X		
Luminance Signal/CCIR			
Weighted Noise	X	X	X
Short-Time Distortion			
2 T Pulse	X	X	X
T - Bar Ringing	X	X	X

Certain regulations previously found on this page can now be found on Original Page 7-34.1.

(This page filed under Transmittal No. 278)

Issued: February 18, 1994

Effective: April 4, 1994

ACCESS SERVICE

7. Special Access Service (Cont'd)7.2 Service Descriptions (Cont'd)7.2.5 Video Service (Cont'd)(B) Technical Specifications Packages (Cont'd)

<u>Parameter</u>	<u>C*</u>	<u>Package TV-</u>	
		<u>1</u>	<u>2</u>
Signal/15 kHz Flat Weighted Noise	X	X	X
Signal/Low Frequency Noise	X		
Stereo Gain Difference	X	X	
Stereo Phase Difference	X	X	
Total Harmonic Distortion	X	X	X
Transient Sync Signal Nonlinearity	X		
Video/Audio Delay Difference	X		

The technical specifications are delineated in Technical Reference
TR-TSV-000338, Issue No. 2 and NTR-74410, Issue No.1.

(C) (x)

(x) Issued under authority of Special Permission No. 94-492 of the Federal
Communications Commission.

(This page filed under Transmittal No. 293)

Issued: April 25, 1994

Effective: June 9, 1994

ACCESS SERVICE

7. Special Access Service (Cont'd)7.2 Service Descriptions (Cont'd)7.2.5 Video Service (Cont'd)(C) Channel Interfaces

The following channel interfaces (CIs) define the manner of provision and number of audio signal(s) associated with a video channel:

<u>CI</u>	<u>Description</u>	
2TV6-1	Combined video and one diplexed audio signal	
2TV6-2	Combined video and two diplexed audio signals	
2TV7-1	Combined video and one diplexed audio signal	
2TV7-2	Combined video and two diplexed audio signals	
4TV6-5	Video and one 5 kHz audio signal	
4TV6-15	Video and one 15 kHz audio signal	
4TV6-15A	Video and one 15 kHz audio signal	
4TV6-17	Video and one composite BTSC stereo audio signal	
4TV7-5	Video and one 5 kHz audio signal	
4TV7-15	Video and one 15 kHz audio signal	
4TV7-15A	Video and one 15 kHz audio signal	
4TV7-17	Video and one composite BTSC stereo audio signal	
6TV6-5	Video and two 5 kHz audio signal	
6TV6-15	Video and two 15 kHz audio signals	
6TV6-15A	Video and two 15 kHz audio signals	
6TV7-5	Video and two 5 kHz audio signal	
6TV7-15	Video and two 15 kHz audio signals	
6TV7-15A	Video and two 15 kHz audio signals	
8TV6-15A	Video and three 15 kHz audio signals	(N)
8TV7-15A	Video and three 15 kHz audio signals	(N)
10TV6-15A	Video and four 15 kHz audio signals	
10TV7-15A	Video and four 15 kHz audio signals	

Compatible channel interfaces are set forth in 7.3.5(E) following.

(This page filed under Transmittal No. 362)

Issued: January 12, 1995

Effective: February 26, 1995

ACCESS SERVICE

7. Special Access Service (Cont'd)7.2 Service Descriptions (Cont'd)7.2.5 Video Service (Cont'd)(D) Optional Features and Functions/Basic Service Elements (BSEs)(1) Video Bridging (USOC BCNVD)

Video Bridging enables Video Service to be provided in a multipoint configuration. The Video Bridging optional feature is not available for Part-time Broadcast Video Services.

(2) Additional Separate Audio Signals (USOC VAKS2, VAKS3, VAKS4)

Separate Audio Signals deliver individual audio baseband inputs as discrete audio signals. Up to two Additional Separate Audio Signals may be provided with a Broadcast Video Service which does not utilize microwave transmission facilities. Up to three Additional Separate Audio Signals may be provided for each video signal on a MVS channel. The audio signals associated with a single video signal on a MVS channel may not include a mix of Additional Separate Audio Signals and a BTSC Stereo Audio Signal.

(C)
(C)(3) BTSC Stereo Audio Signal* (USOC VAKBX)

A BTSC (Broadcast Television Systems Committee) Stereo Audio Signal is an audio signal of stereo quality. One BTSC Stereo Audio Signal may be provided for each video signal on a MVS channel. The audio signals associated with a single video signal may not include a mix of Additional Separate Audio Signals and a BTSC Stereo Audio Signal.

(4) Rf Subcarrier Transport * (USOC R9D1X, R9DAX)

The Rf Subcarrier Transport option partitions the fiber optic facilities and MVS video terminating equipment to enable analog transmission capability of up to T1 capacity in addition to the video signals. A maximum of four Rf Subcarrier Transport options may be associated with a single MVS channel.

(5) One-way Transport* (USOC VT0)

The One-way Transport option enables a customer designated premises to be equipped with a single MVS channel which is capable of either transmitting or receiving video and audio signals. Transmit only and Receive only channel terminations will not be provided at the same customer designated premises if the One-way Transport option is elected.

* Available with Fiber Based Multichannel Video Service only.
(This page filed under Transmittal No. 399)

ACCESS SERVICE

7. Special Access Service (Cont'd) (S) (y)7.2 Service Descriptions (Cont'd) (S) (y)7.2.6 Wideband Analog Service (S) (y)(A) Basic Channel Description (S) (y)

A Wideband Analog channel* is a channel with a bandwidth measured in kHz for the transmission of a wideband signal. The actual bandwidth is a function of the channel interface selected by the customer. Wideband Analog channels are provided between customer designated premises. (S) (y)

(B) Technical Specifications Packages (S) (y)

<u>Parameter</u>	<u>Package WA-</u>				(S) (y)
	<u>1</u>	<u>2</u>	<u>3</u>	<u>4</u>	(S) (y)
Amplitude Stability	X	X			(S) (y)
Background Noise	X	X	X	X	(S) (y)
Frequency Shift	X	X			(S) (y)
Gain/Frequency Characteristics of:					(S) (y)
– Group Connections	X		X	X	(S) (y)
– Supergroup Connections		X			(S) (y)
Impulse Noise	X	X			(S) (y)
Net Loss Variations	X	X	X	X	(S) (y)
Pilot Slot	X	X			(S) (y)
Spurious Single Frequency Tone	X	X			(S) (y)

The technical specifications are delineated in Technical Reference TR-NPL-000339. (S) (y)
(C) (y)

* New England Telephone only. (S) (y)

(x) Issued under authority of Special Permission No. 91-050 of the Federal Communications Commission.

(S)(y) Material scheduled to become effective February 9, 1991.

Issued: January 25, 1991

Effective: March 1, 1991

ACCESS SERVICE

7. Special Access Service (Cont'd)7.2 Service Descriptions (Cont'd)7.2.6 Wideband Analog Service (Cont'd)(C) Channel Interfaces

The following channel interfaces (CIs) define the bandwidths that are available for a Wideband Analog channel:

<u>CI</u>	<u>Bandwidth</u>
AH-B	60 kHz to 108 kHz (Group)
AH-C	312 kHz to 552 kHz (Supergroup)
WD-1	300 Hz to 18 kHz
WD-2	28 kHz to 44 kHz
WD-3	29 kHz to 44 kHz

Compatible channel interfaces are set forth in 7.3.5(F) following.

ACCESS SERVICE

7. Special Access Service (Cont'd)7.2 Service Descriptions (Cont'd)7.2.7 Wideband Data Service(A) Basic Channel Description

A Wideband Data channel is an analog channel for the transmission of synchronous serial data at the rate of 19.2, 50.0, or 230.4 kbps or of asynchronous serial data at rates of up to 19.2, 50.0, or 230.4 kbps. Optional arrangements are available for transmission of synchronous serial data at 18.75 or 40.8 kbps. The actual bit rate is a function of the channel interface selected by the customer. This service requires a 303 Data Station(s). The 303 Data Station provides coupling between the customer's equipment and the wideband data transmission medium. A voiceband coordinating channel is also provided. Wideband Data channels are provided between customer designated premises.

(B) Technical Specifications Packages

<u>Parameter</u>	<u>Package WD-</u>		
	<u>1</u>	<u>2</u>	<u>3</u>
Error-Free Seconds	X	X	X
While in service, the monthly average of error-free seconds will be equal to or greater than 98.75%.			

 Issued: January 25, 1991

Effective: February 9, 1991

ACCESS SERVICE

7. Special Access Service (Cont'd)7.2 Service Descriptions (Cont'd)7.2.7 Wideband Data Service (Cont'd)(C) Channel Interfaces

The following channel interfaces (CIs) define the bit rates that are available for a Wideband Data channel:

<u>CI</u>	<u>Bit Rate</u>
WB-18S	18.75 kbps, synchronous
WB-19A	up to 19.2 kbps, asynchronous
WB-19S	19.2 kbps, synchronous
WB-23A	up to 230.4 kbps, asynchronous
WB-23S	230.4 kbps, synchronous
WB-40S	40.8 kbps, synchronous
WB-50A	up to 50.0 kbps, asynchronous
WB-50S	50.0 kbps, synchronous

Compatible channel interfaces are set forth in 7.3.5(G) following.

(D) Optional Features and Functions(1) Key Activated Transfer Arrangement

An arrangement that affords the customer an additional measure of flexibility in the use of their access channel(s). The arrangement can be utilized to transfer a channel of a Special Access Service to either a spare or working channel that terminates in either the same or a different customer designated premises. A key activated control service is required to operate the transfer arrangement. A spare channel, if required, is not included as a part of the option.

ACCESS SERVICE

7. Special Access Service (Cont'd)7.2 Service Descriptions (Cont'd)7.2.7 Wideband Data Service (Cont'd)(D) Optional Features and Functions (Cont'd)

The following table shows the technical specifications packages with which the optional features and functions are available.

	Available with Technical Specifications Package WD-		
	<u>1</u>	<u>2</u>	<u>3</u>
Key Activated Transfer Arrangement	X	X	X

7.2.8 Digital Data Service(D) Basic Channel Description

A Digital Data channel is a channel for duplex four-wire transmission of synchronous serial data at the rate of 2.4, 4.8, 9.6, or 56.0 kbps. The actual bit rate is a function of the channel interface selected by the customer. The channel provides a synchronous service with timing provided by the Telephone Company through the Telephone Company's facilities to the customer in the received bit stream. Digital Data channels are only available via Telephone Company designated Hubs and are provided between customer designated premises or between a customer designated premises and a Telephone Company Hub.

ACCESS SERVICE

7. Special Access Service (Cont'd)7.2 Service Descriptions (Cont'd)7.2.8 Digital Data Service (Cont'd)(B) Technical Specifications Packages

<u>Parameter</u>	<u>Package DA-</u>			
	<u>1</u>	<u>2</u>	<u>3</u>	<u>4</u>
Error-Free Seconds	X	X	X	X

The Telephone Company will provide a channel capable of meeting a monthly average performance equal to or greater than 99.875% error-free seconds while the channel is in service, if it is measured through a CSU equivalent which is designed, manufactured, and maintained to conform with the specifications contained in Technical Reference PUB 62310.

Voltages which are compatible with Digital Data Service are delineated in Technical Reference TR-NPL-000341.

(T)

(C) Channel Interfaces

The following channel interfaces (CIs) define the bit rates that are available for a Digital Data channel:

<u>CI</u>	<u>Bit Rate</u>
DU-24	2.4 kbps
DU-48	4.8 kbps
DU-96	9.6 kbps
DU-56	56.0 kbps

Compatible channel interfaces are set forth in 7.3.5(H) following.

ACCESS SERVICE

7. Special Access Service (Cont'd)7.2 Service Descriptions (Cont'd)7.2.8 Digital Data Service (Cont'd)(D) Optional Features and Functions/Basic Service Elements (BSEs) (C) (x)(1) Central Office Bridging Capability BSE (C) (x)(2) Transfer Arrangement BSE (C) (x)

An arrangement that affords the customer an additional measure of protection and/or flexibility in the use of their access channel(s) on a 1xN basis. The arrangement can be utilized to transfer a channel of a Special Access Service to either a spare or working channel that terminates in either the same or a different customer designated premises. This arrangement is only available at a Telephone Company designated Hub. A key activated or dial up control service is required to operate the transfer arrangement. A spare channel, if required, is not included as a part of the option.

(3) Secondary Channel Capability (SCC) BSE (C) (x)

Channel conditioning, provided from suitably equipped Hubs, that permits a 56 kbps channel to be used with a compatible customer-provided Data Service Unit which can derive a lower speed secondary channel at a synchronous rate of 2.666 kbps as described in Technical Reference TR-NPL-000157. The secondary channel operates in parallel with the primary 56 kbps channel and can provide simultaneous two-way transmission. The SCC is used for diverse network capabilities including, but not limited to, providing a lower speed data channel or access to a network management system to perform on line diagnostics and testing, data monitoring, traffic measurement, etc. This feature is available on a point to point or multipoint basis, where facilities permit, but is not available with INFOPATH packet switching service or DDS channels which require regenerative repeaters in the loop to the customer premises. Customers must agree to out-of-service periods required to add this feature to an existing 56 kbps channel.

(x) Issued on not less than one day's notice under authority of Special Permission No. 92-77 of the Federal Communications Commission.

Issued: February 13, 1992

Effective: February 14, 1992

ACCESS SERVICE

7. Special Access Service (Cont'd)7.2 Service Descriptions (Cont'd)7.2.8 Digital Data Service (Cont'd)(D) Optional Features and Functions/Basic Service Elements (BSEs) (Cont'd) (C) (x)

The following table shows the technical specifications packages with which the optional features and functions or BSEs are available. (C) (x)

	Available with Technical Specifications Package DA-			
	<u>1</u>	<u>2</u>	<u>3</u>	<u>4</u>
Central Office Bridging Capability	X	X	X	X
Secondary Channel Capability				X
Transfer Arrangement	X	X	X	X

(x) Issued on not less than one day's notice under authority of Special Permission No. 92-77 of the Federal Communications Commission.

Issued: February 13, 1992

Effective: February 14, 1992

ACCESS SERVICE

7. Special Access Service (Cont'd)7.2 Service Descriptions (Cont'd)7.2.9 High Capacity Service(A) Basic Channel Description

A High Capacity channel is a digital channel for the transmission of nominal 64.0 kbps*, 1.544 Mbps (SUPERPATH^R 1.544 Mbps digital service), 3.152 Mbps** or 44.736 Mbps (SUPERPATH^R 45 Mbps digital service) isochronous serial data. The actual bit rate and framing formats are a function of the channel interface selected by the customer. High Capacity channels are provided between customer designated premises, between a customer designated premises and a Telephone Company Hub or between a customer designated premises, Telephone Company multiplexing Hub or Telephone Company Frame Relay Service Hub and an Expanded Interconnection multiplexing node or virtual collocation arrangement***. (C)

In addition, High Capacity channels may be connected to NYNEX Enterprise Services as specified in 7.2.13 following.

The High Capacity 44.736 Mbps Service is provided on digital optical equipment and lightwave facilities selected by the Telephone Company, and it is provided only through serving wire centers equipped to furnish such service. At the customer designated premises, an optical fiber interface and digital optical equipment convert the signal from optical to electrical. A 110 volt AC, 15 amperes, separately fused, non-switched controlled, single power outlet must be provided by the customer at the customer designated premises.

* Available only as a channel of a 1.544 Mbps facility between two Telephone Company digital Hubs or as a cross connect of two 2.4, 4.8, 9.6, 56.0 or 64.0 kbps channels of two 1.544 Mbps facilities at a digital Hub(s). The customer must provide system and channel assignment data. Digital Hubs include both Digital Data Hubs and High Capacity Multiplexing Hubs.

** New England Telephone only.

*** Expanded Interconnection is not available with 3.152 Mbps or 44.736 Mbps High Capacity Service provided with an optical fiber interface.
(This page filed under Transmittal No. 494)

Issued: April 2, 1998Effective: ~~April 17, 1998~~
April 18, 1998

ACCESS SERVICE

7. Special Access Service (Cont'd)7.2 Service Descriptions (Cont'd)7.2.9 High Capacity Service (Cont'd)(A) Basic Channel Description (Cont'd)Optical Fiber Interface Option

At the option of the customer, 44.736 Mbps (DS3) Service may be provided with an optical interface at four levels of capacity, (i.e., as three (C)
(135 Mbps), nine (405 Mbps)*, twelve (560 Mbps) or 48 (2.488 Gbps) (C)
groups of 44.736 Mbps channels. The customer may order a minimum of 1
and a maximum of 3 DS3 channels for the 135 Mbps capacity; a minimum of 2
and a maximum of 9 DS3 channels for the 405 Mbps capacity; a minimum
of 2 and a maximum of 12 DS3 channels for the 560 Mbps capacity; or a (C)
minimum of 7 and a maximum of 48 DS3 channels for the 2.488 Gbps (C)
capacity. This service may be provided between a customer designated
premises and a Telephone Company Hub subject to the availability of
facilities under the following two options.

* New York Telephone only.

(This page filed under Transmittal No. 289)

Issued: April 15, 1994

Effective: May 30, 1994

Managing Director - Access Markets
222 Bloomingdale Rd., White Plains, NY 10605

ACCESS SERVICE

7. Special Access Service (Cont'd)7.2 Service Descriptions (Cont'd)7.2.9 High Capacity Service (Cont'd)(A) Basic Channel Description (Cont'd)Optical Fiber Interface Option (Cont'd)(1) Option 1

An optical channel from a Telephone Company Serving Wire Center equipped to furnish such service to an optical fiber interface at the customer's premises. The customer will provide Optical Line Terminating Multiplexing (OLTMT) or SONET equipment in lieu of Telephone Company provided digital optical equipment. (C)

(2) Option 2

The customer's optical cable is spliced to the Telephone Company's optical cable at a Telephone Company designated fiber meet point, or the customer shall make available at the meet point an additional length of fiber optic cable for the purpose of connecting the fiber optic cable to the Telephone Company's central office. The latter option of providing an additional length of fiber optic cable shall be available to the customer only where facilities permit. The location of the fiber meet point is considered to be a customer designated premises for purposes of administering regulations and rates contained in this tariff. The customer provides the OLTMT at the customer designated premises. The Telephone Company will work cooperatively with the customer to select the Telephone Company designated fiber meet point which may be associated with the normal serving wire center or, at the customer's option, the fiber meet point may be at a location associated with an alternate serving wire center. In the latter case, the mileage for either derived channel terminations which are distance sensitive or interoffice channel mileage will be calculated from the alternate serving wire center.

(This page filed under Transmittal No. 289)

Issued: April 15, 1994

Effective: May 30, 1994

ACCESS SERVICE

7. Special Access Service (Cont'd)7.2 Service Descriptions (Cont'd)7.2.9 High Capacity Service (Cont'd)(A) Basic Channel Description (Cont'd)Optical Fiber Interface Option (Cont'd)(2) Option 2 (Cont'd)

Under Option 2, the customer's fiber for the midspan meet must be compatible with the fiber employed by the Telephone Company. The Telephone Company will perform the splice at a charge as specified in 31.7.9(E) following. Responsibility for maintenance, repair and disconnection of the splice shall be with the Telephone Company. (C)

When an additional length of fiber optic cable is made available by a customer at the meet point location, the Telephone Company shall designate the length of the additional fiber optic cable and shall complete the installation of the fiber optic cable to the central office. All rights, title and interest in the additional length of fiber optic cable shall be transferred, free of any and all liens and encumbrances, by the customer to the Telephone Company for \$1.00, the receipt and sufficiency of which is hereby acknowledged by the customer. The Telephone Company shall clearly mark the fiber optic cable at the meet point location so as to designate where the customer provided portion of the cable ends and where the Telephone Company cable begins. The transfer shall be deemed to have taken place as of the time the Telephone Company assumes physical control of the additional length of fiber optic cable to begin connection of that cable to the Telephone Company's central office.

(This page filed under Transmittal No. 323)

Issued: August 22, 1994

Effective: October 6, 1994

ACCESS SERVICE

7. Special Access Service (Cont'd)7.2 Service Descriptions (Cont'd)7.2.9 High Capacity Service (Cont'd)(A) Basic Channel Description (Cont'd)Optical Fiber Interface Option (Cont'd)

Within each capacity level, individual 44.736 Mbps channels may be derived from OLTM equipment at the Telephone Company's Hub. The customer may request that the OLTM be located in a wire center other than the normal serving wire center. The appropriate Channel Mileage rate will apply between the normal serving wire center and the wire center designated by the customer. The customer-provided OLTM must be compatible with the OLTM equipment employed by the Telephone Company as listed below. The customer may also employ any device that supports an OC3, OC12 or OC48 interface as described in GR-253-CORE, Issue 1 for Synchronous Optical Network (SONET) Transport Systems. The Telephone Company employs the following OLTM equipment:

(C) (x)

New England Telephone (NET)

- NEC Model 1840A for 135 Mbps capacity
- Rockwell Model 1565D for 560 Mbps capacity

New York Telephone (NYT)

- NEC Model 1840A or Rockwell Model 3X50 for 135 Mbps capacity
- AT&T Model FT Series G for 405 Mbps capacity
- NEC Model 31201A or Rockwell Model 1565D for 560 Mbps capacity

The selection of the OLTM will determine the characteristics of the standard interface. The Telephone Company may request cooperative testing through the customer provided equipment (e.g., fiber, OLTM, etc.) at the time of installation or in the event of a transmission failure.

- (x) Issued under authority of Special Permission No. 97-305 of the Federal Communications Commission to replace Technical Publication TR-NWT-000253.

(This page filed under Transmittal No. 475)

Issued: November 24, 1997

Effective: December 9, 1997

ACCESS SERVICE

7. Special Access Service (Cont'd)7.2 Service Descriptions (Cont'd)7.2.9 High Capacity Service (Cont'd)(B) Technical Specifications Packages

<u>Parameters</u>	<u>Package HC-</u>			
	<u>0</u>	<u>1</u>	<u>1C</u>	<u>3</u>
Error-Free Seconds		X		
Bit Error Rate				X
Error-Free Transmission				X

A channel with technical specifications package HC1 will be capable of an error-free second performance of 98.75% over a continuous 24 hour period as measured at the 1.544 Mbps rate through a CSU equivalent which is designed, manufactured, and maintained to conform with the specifications contained in Technical References PUB 62411 and TR-NPL-000054.

A Channel with technical specifications package HC3 is designed to provide an average performance of at least 99% error-free transmission measured over a continuous 24 hour period at the Company interface. The Technical Specifications are delineated in TR-INS-000342.

The technical specifications for High Capacity Service provided to an Expanded Interconnection multiplexing node are delineated in the Technical Reference Publications specified in Section 28.1.5 and 28.4.5 following.

(C)
(C)
(C)

(x) Issued under authority of Special Permission No. 93-161 of the Federal Communications Commission.

(This page filed under Transmittal No. 165)

Issued: February 16, 1993

Effective: ~~May 17, 1993~~
June 15, 1993

ACCESS SERVICE

7. Special Access Service (Cont'd)7.2 Service Descriptions (Cont'd)7.2.9 High Capacity Service (Cont'd)(C) Channel Interfaces

The following channel interfaces (CIs) define the bit rates that are available for a High Capacity and/or NYNEX Enterprise SONET Access Services channel:

<u>CI</u>	<u>Bit Rate</u>	
CS-15*	1.544 Mbps (DS1)	
DU-1KN#, 1SN#, BN# or KN#	1.544 Mbps (DS1)	(N)
DS-1S, 1K#, 1KN# or BN#	1.544 Mbps (DS1)	(N)
DS-15*	1.544 Mbps (DS1)	
DS-31	3.152 Mbps (DS1C)	
DS-44, 44C# or 44G#	44.736 Mbps (DS3)	(C)
FC-13	135 Mbps - Optical	
FC-40 or 45#	405 Mbps - Optical	(C)
FC-54	560 Mbps - Optical	
SO-A**,C**,E**, OR F**	155.520 Mbps - Optical (SONET)	
SO-A**,B**,C**,D**,E**, OR F**	622.080 Mbps and 2.488 Gbps - Optical (SONET)	
ST-A	51.840 Mbps (STS-1)	

Compatible channel interfaces are set forth in 7.3.5(I) following.

* A 64.0 kbps channel is available as a channel(s) of a 1.544 Mbps facility to a Telephone Company Hub.

** B OR U

Available only on service which originates in the North New Jersey LATA of the New York - New Jersey Corridor. (N)
(N)

(This page filed under Transmittal No. 419)

Issued: June 26, 1996

Effective: July 31, 1996

ACCESS SERVICE

7. Special Access Service (Cont'd)7.2 Service Descriptions (Cont'd)7.2.9 High Capacity Service (Cont'd)(D) Optional Features and Functions/Basic Service Elements (BSEs) (C) (x)(1) Automatic Loop Transfer BSE (C) (x)

The Automatic Loop Transfer provides protection on a 1xN basis against failure of the facilities between a customer designated premises and the wire center serving that premises. Protection is furnished through the use of a switching arrangement that automatically switches to a spare channel when a working channel fails. The spare channel is not included as a part of the option. This option requires compatible equipment at both the serving wire center and the customer designated premises. The equipment at the customer's designated premises must be compatible with that provided by the Telephone Company in the serving wire center. The customer is responsible for providing the equipment at its premises. This option is not available for channels with the Clear Channel Capability feature.

(2) Transfer Arrangement BSE (C) (x)

An arrangement, available in New England Telephone, that affords the customer an additional measure of flexibility in the use of their access channel(s). The arrangement can be utilized to transfer a channel of a Special Access Service to either a spare or working channel that terminates in either the same or a different customer designated premises. A key activated or dial-up control service is required to operate the transfer arrangement. A spare channel, if required, is not included as part of the option.

(x) Issued on not less than one day's notice under authority of Special Permission No. 92-77 of the Federal Communications Commission.

Issued: February 13, 1992

Effective: February 14, 1992

ACCESS SERVICE

7. Special Access Service (Cont'd)7.2 Service Descriptions (Cont'd)7.2.9 High Capacity Service (Cont'd)(D) Optional Features and Functions/Basic Service Elements (BSEs) (Cont'd) (C) (x)(3) Central Office Multiplexing

NATIONAL EXCHANGE CARRIER ASSOCIATION, INC. TARIFF F.C.C. NO. 4 identifies the serving wire centers where the following Central Office Multiplexing BSEs or options are available.

(C) (x)

(a) DS3 to DS1 BSE

(C) (x)

An arrangement that converts a 44.736 Mbps channel to 28 DS1 channels using digital time division multiplexing.

(b) DS1C to DS1

An arrangement that converts a 3.152 Mbps channel to two DS1 channels using digital time division multiplexing.

(c) DS1 to Voice (New England Telephone) BSE

(C) (x)

An arrangement that converts a 1.544 Mbps channel to 24 channels for use with Voice Grade Services. A channel(s) of this DS1 to the Hub can also be used for a Digital Data Service, DIGIPATH digital service II, DOVPATH service, Program Audio or Metallic Service.

(d) DS1 to Voice (New York Telephone) BSE

(C) (x)

An arrangement that converts a 1.544 Mbps channel to 24 channels for use with Voice Grade Services. A channel(s) of this DS1 to the HUB can also be used for a Digital Data, Program Audio or Metallic Service.

or

An arrangement that converts a 1.544 Mbps channel to 24 channels for use with Voice Grade Service, DIGIPATH digital service II* and DOVPATH service.

(S) (y)

* When a 1.544 Mbps channel is converted to 24 channels for use with DIGIPATH digital service II and the DIGIPATH digital service II channels are provided in conjunction with Network Reconfiguration Service as specified in Section 19. following, DS1 to Voice central office multiplexing may be provided in all serving wire centers.

(S) (y)

(S) (y)

(S) (y)

(S) (y)

(S) (y)

(x) Issued on not less than one day's notice under authority of Special Permission No. 92-77 of the Federal Communications Commission.

(y) Material became effective February 10, 1992.

Issued: February 13, 1992

Effective: February 14, 1992

ACCESS SERVICE

7. Special Access Service (Cont'd)7.2 Service Descriptions (Cont'd)7.2.9 High Capacity Service (Cont'd)(D) Optional Features and Functions/Basic Service Elements (BSEs) (Cont'd)(3) Central Office Multiplexing (Cont'd)(e) DS1 to DS0 BSE

An arrangement that converts a 1.544 Mbps channel to 24 64.0 kbps channels using digital time division multiplexing.

(f) DS0 to Subrate BSE

An arrangement that converts a 64.0 kbps channel to subspeeds of up to twenty 2.4 kbps, ten 4.8 kbps, or five 9.6 kbps channels using digital time division multiplexing. This arrangement is available with Digital Data Service only.

(C)
(C)

(4) Clear Channel Capability (CCC)

CCC provides a Bipolar with Eight Zero Substitution (B8ZS) encoding technique that allows a customer to transport 1.536 Mbps information rate signals over a 1.544 Mbps High Capacity Channel with no constraint on the quantity or sequence of ones (mark) and zero (space) bits. This arrangement allows customers to derive 64 kbps clear channels. This service is provided only on 1.544 Mbps High Capacity Channels between two customer designated premises and is subject to availability of facilities. This arrangement requires the customer-provided multiplexing equipment to be compatible with the B8ZS line code as specified in Technical Reference TR-NPL-000054 and TR-INS-000342.

(This page filed under Transmittal No. 278)

Issued: February 18, 1994

Effective: April 4, 1994

ACCESS SERVICE

7. Special Access Service (Cont'd)7.2 Service Descriptions (Cont'd)7.2.9 High Capacity Service (Cont'd)(D) Optional Features and Functions/Basic Service Elements (BSEs) (Cont'd)(5) Alternate Serving Wire Center

An optional feature in which High Capacity Channel Terminations are provided over an alternate route to a serving wire center other than that normally serving the customer's designated premises. The Telephone Company will designate the serving wire center to be used, however, the mileage used to determine the monthly rate for distance sensitive channel terminations is based on the airline distance directly between the customer's designated premises and the normal serving wire center for that premises. The mileage used to determine the monthly rate for channel mileage is based on the normal serving wire center associated with the customer designated premises as described in 7.1.2 preceding. This feature is not available with Shared Use Digital High Capacity Services or 44.736 Mbps High Capacity Service with the Optical Fiber Interface Option provided under Option 2.

When a customer orders the Alternate Serving Wire Center Optional Feature, the Alternate Serving Wire Center Rate as specified in 31.7.9(C)(5) following applies in addition to the Channel Termination and Channel Mileage Rates and Charges for each applicable High Capacity Service.

(C)

(This page filed under Transmittal No. 323)

Issued: August 22, 1994

Effective: October 6, 1994

ACCESS SERVICE

7. Special Access Service (Cont'd)

7.2 Service Descriptions (Cont'd)

7.2.9 High Capacity Service (Cont'd)

(D) Optional Features and Functions/Basic Service Elements (BSEs) (Cont'd)

(5) Alternate Serving Wire Center (Cont'd)

The rates for Alternate Serving Wire Center apply per point of termination.

(C)
(D)
(D)
(D)
(D)
(D)
(D)
(D)
(D)
(D)
(D)
(D)

Subject to the provisions of 2.1.4, Provision of Services, and 5.1.3, Special Construction preceding, Alternate Serving Wire Center will be provided within one year from receiving a customer request in any New York Telephone exchange and in the following New England Telephone exchanges:

Boston, MA
Cambridge, MA
Waltham, MA
Portland, ME
Nashua, NH
Manchester, NH
Providence, RI
Burlington, VT

(This page filed under Transmittal No. 227)

Issued: September 17, 1993

Effective: November 1, 1993

Managing Director - Access Markets
222 Bloomingdale Rd., White Plains, NY 10605

ACCESS SERVICE

7. Special Access Service (Cont'd)7.2 Service Descriptions (Cont'd)7.2.9 High Capacity Service (Cont'd)(D) Optional Features and Functions/Basic Service Elements (BSEs) (Cont'd) (C) (x)(5) Alternate Serving Wire Center (Cont'd)

In all other exchanges, in New England Telephone, the provisioning interval is within two years. In the case of special construction, the provisioning intervals are within one or two years, as specified preceding, from the date the special construction agreement is signed by the customer.

In New York Telephone, a Volume Discount Plan is available with Alternate Serving Wire Center Channel Terminations for 1.544 Mbps and 44.736 Mbps High Capacity Service. The Volume Discount Plan is based on the number of channel terminations at each specific customer's building location. When a customer increases the number of channels with the Alternative Serving Wire Center feature the rate for the Alternate Serving Wire Center feature will decrease as specified in 31.7.9(C)(4) and (5) following.

(x) Issued on not less than one day's notice under authority of Special Permission No. 92-77 of the Federal Communications Commission.

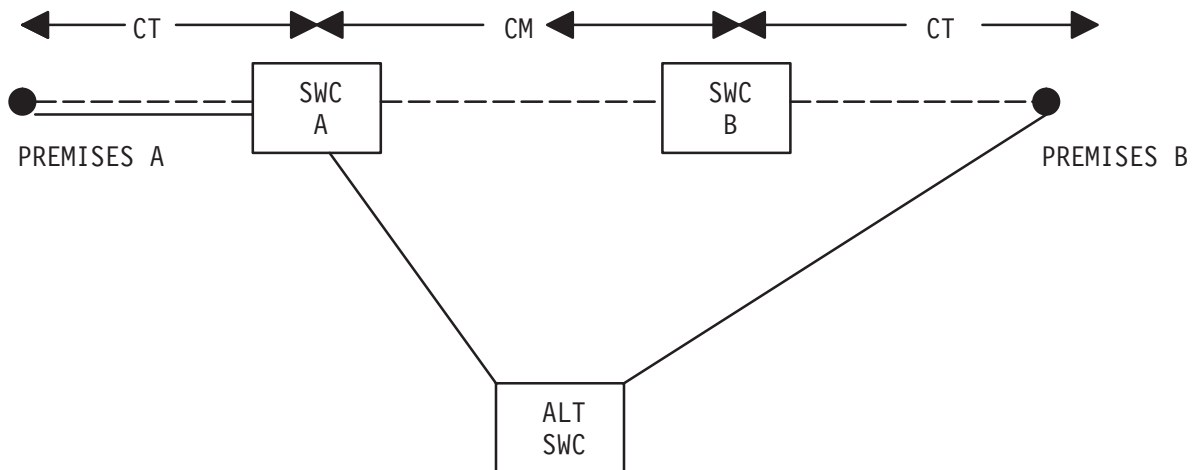
Issued: February 13, 1992

Effective: February 14, 1992

ACCESS SERVICE

7. Special Access Service (Cont'd)7.2 Service Descriptions (Cont'd)7.2.9 High Capacity Service (Cont'd)(D) Optional Features and Functions (Cont'd)(5) Alternate Serving Wire Center (Cont'd)

Example: High Capacity Service connecting two customer designated premises with the Alternate Serving Wire Center Optional Feature at Premises B.



---- Billed Route for High Capacity Service
 ---- Physical Route for High Capacity Service
 CT - Channel Termination*
 CM - Channel Mileage*
 SWC - Serving Wire Center
 ALT SWC - Alternate Serving Wire Center**

Applicable Rate Elements Are:

- Channel Termination (2 applicable)
- Channel Mileage (1 section)
- Alternate Serving Wire Center Optional Feature (1 applicable)

* The Channel Mileage and Channel Termination Rates are calculated as if the service were physically routed through the normal serving wire center.

** The Alternate Serving Wire Center Optional Feature Rate applies in addition to the Channel Mileage and Channel Termination Rates.

Issued: January 25, 1991

Effective: February 9, 1991

ACCESS SERVICE

7. Special Access Service (Cont'd)7.2 Service Descriptions (Cont'd)7.2.9 High Capacity Service (Cont'd)

- (D) Optional Features and Functions/Basic Service Elements (BSEs) (Cont'd)
(6) Shared Billing Arrangement

A Shared Billing Arrangement allows for the connection of one or more Service Users' Special Access, Switched Access or Common Channel Signaling Access Services to a Host Customer's multiplexed High Capacity or NYNEX Enterprise SONET Private Network Service in Telephone Company serving wire centers designated as Hubs capable of multiplexing High Capacity services, with the Telephone Company maintaining separate records and billing for each. The Telephone Company will split the billing after the multiplexer for each service connected to the High Capacity or NYNEX Enterprise SONET Private Network Service (NESPNS) multiplexer. Each customer will be billed for those rate elements associated with its own portion of the service configuration. For ThruPath Service connections, the Service User (i.e., the ordering customer) will be billed for the channel between the two multiplexers of the High Capacity Services. Under no circumstances will the rates or charges for individual rate elements be split. This arrangement is only available when (1) a 44.736 Mbps High Capacity Service is multiplexed to a 1.544 Mbps High Capacity Service; or (2) when a 1.544 Mbps High Capacity Service is multiplexed to a Voice Grade or DDS II* service or a combination of Voice Grade and DDS II services; (3) a Switched Access or Common Channel Signaling Access Service is provided over a High Capacity facility under regulations set forth in Section 5.2.7 preceding or (4) NESPNS is provided to a CO Node for Add/Drop Multiplexing. Hubbing locations are set forth in the NATIONAL EXCHANGE CARRIER ASSOCIATION, INC., TARIFF F.C.C. NO. 4.

Each customer may order its individual portion of the multiplexed service separately from the Telephone Company. A ThruPath Service connection may only be ordered by the Service User. The ordering customer(s) must obtain and provide a copy of a signed letter(s) of authorization, as described in 5.2 preceding, to the Telephone Company when placing an order for a Shared Billing Arrangement. The letter of authorization must be signed by both the Host Customer and the Service User and include the applicable Connecting Facility Assignments and Billing Account Numbers of the customers involved.

- * DDS II and 1.544 Mbps High Capacity Service Hubs must be located in the same building.

(This page filed under Transmittal No. 340)

Issued: October 19, 1994

Effective: December 3, 1994

ACCESS SERVICE

7. Special Access Service (Cont'd)7.2 Service Descriptions (Cont'd)7.2.9 High Capacity Service (Cont'd)(D) Optional Features and Functions/Basic Service Elements (BSEs) (Cont'd)(6) Shared Billing Arrangement (Cont'd)

Each customer will be billed the applicable tariff rates and charges set forth in Section 31. following for its individual service(s). Except for ThruPath Service connections, the rates and charges for Central Office Multiplexing will be the responsibility of the Host Customer. For ThruPath Service connections, both the Host Customer and the Service User will be responsible for the rates and charges associated with their own Central Office Multiplexing arrangement.

Each customer shall be responsible for reporting service outages for its portion of the multiplexed service. Out of service adjustments will be handled in accordance with Credit Allowance for Service Interruptions as set forth in Section 2.4.4 preceding. The Maintenance of Service charge applies, as set forth in Section 13.3.1 following, to the customer whose service is reported in trouble.

Under a Shared Billing Arrangement, the Telephone Company may share with the Host Customer record information pertaining to the multiplexed service(s) of the Service User(s). For ThruPath Service connections, the Telephone Company may also share with the Service User record information pertaining to the multiplexed service(s) of the Host Customer(s). Such disclosure will be at the sole discretion of the Telephone Company as necessary to perform billing reconciliations or other functions required in connection with maintaining separate account records.

A customer may request a Shared Billing Arrangement for an existing multiplexed High Capacity or NYNEX Enterprise SONET Private Network Service with an existing Service Discount Plan or Commitment Discount Plan*. The regulations pertaining to such requests are set forth in Section 7.4.10 following for the Service Discount Plan or Section 25.1 following for the Commitment Discount Plan.

(C)
(C)
(C)
(C)

Section 7.4.11 contains rate regulations specific to Shared Billing Arrangements.

* NYNEX Enterprise SONET Private Network Service is not provided under a Commitment Discount Plan.

(N)
(N)

(This page filed under Transmittal No. 502)

Issued: June 15, 1998

Effective: June 30, 1998

ACCESS SERVICE

7. Special Access Service (Cont'd)7.2 Service Descriptions (Cont'd)7.2.9 High Capacity Service (Cont'd)(D) Optional Features and Functions/Basic Service Elements (BSEs) (Cont'd)(7) Enhanced Access Diversity (EAD)

EAD provides three levels of diversity on the transmission facilities for two or more 1.544 Mbps and 44.736 Mbps services provided over not more than two different physical routes. The customers with EAD will be advised on a quarterly basis of the design of each service with EAD. This offering utilizes existing physically diverse facilities. Should facilities not be available, the service may be subject to special construction as specified in 5.1.3 preceding. The levels are described following.

Supreme

This optional feature is only available for services with the ASWC feature and guarantees diversity of the interoffice facilities and central offices between the first manholes located outside the alternate serving wire centers.

When a customer orders the Supreme EAD Optional Feature, the Supreme Rate as specified in 31.7.9(C)(7) following applies in addition to the Channel Termination, Channel Mileage and ASWC Rates and Charges for each applicable High Capacity Service.

(C)

(This page filed under Transmittal No. 323)

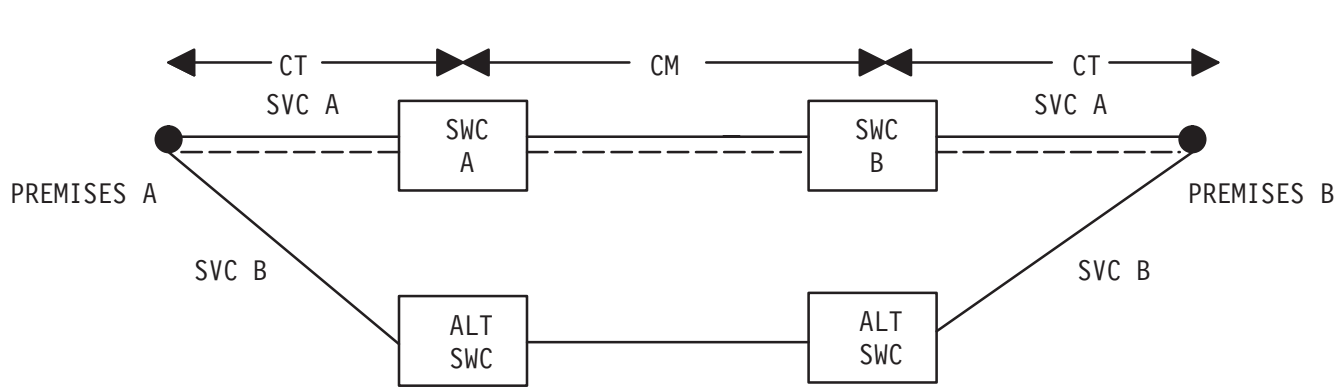
Issued: August 22, 1994

Effective: October 6, 1994

ACCESS SERVICE

7. Special Access Service (Cont'd)7.2 Service Descriptions (Cont'd)7.2.9 High Capacity Service (Cont'd)(D) Optional Features and Functions/Basic Service Elements (BSEs) (Cont'd)(7) Enhanced Access Diversity (EAD) (Cont'd)Supreme (Cont'd)

Example: High Capacity Service connecting two customer designated premises with the Supreme EAD and ASWC Optional Features.



---- Billed Route for both High Capacity Services
 _____ Physical Routes for High Capacity Services A and B
 CT - Channel Termination*
 CM - Channel Mileage*
 SWC - Serving Wire Center
 ALT SWC - Alternate Serving Wire Center

Applicable Rate Elements Are:

- Channel Termination (4 applicable)
- Channel Mileage (2 sections)
- Supreme EAD Optional Feature for Service B (1 applicable)**
- ASWC Optional Feature for Service B (2 applicable)**

* The Channel Mileage and Channel Termination Rates are calculated as if the service were routed through the normal serving wire center.

** The Supreme EAD and ASWC Optional Feature Rates for Service B apply in addition to the Channel Termination and Channel Mileage Rates.

(This page filed under Transmittal No. 227)

Issued: September 17, 1993

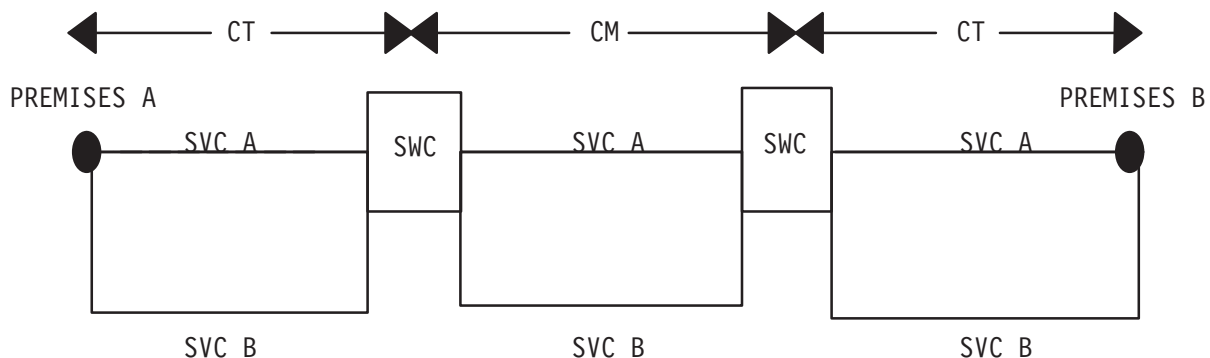
Effective: November 1, 1993

ACCESS SERVICE

7. Special Access Service (Cont'd)7.2 Service Descriptions (Cont'd)7.2.9 High Capacity Service (Cont'd)(D) Optional Features and Functions/Basic Service Elements (BSEs) (Cont'd)(7) Enhanced Access Diversity (EAD) (Cont'd)Deluxe

This optional feature for 1.544 Mbps and 44.736 Mbps Services provides for diverse routing of the Channel Terminations and Channel Mileage facilities for two or more services provided over not more than two different physical routes. This offering utilizes existing physically diverse facilities between the first manholes located outside the wire centers, or from the point of termination to the first manhole outside a customer premises. Should facilities not be available, the service may be subject to special construction as specified in 5.1.3 preceding.

Example: High Capacity Service connecting two customer designated premises with the Deluxe EAD Optional Feature.



CT - Channel Termination

CM - Channel Mileage

SWC - Serving Wire Center

Applicable Rate Elements Are:

- Channel Termination (4 applicable)

- Channel Mileage (2 applicable)

- Deluxe EAD Optional Feature (1 applicable)*

* The Deluxe EAD Optional Feature Rate for Service B applies in addition to the Channel Mileage and Channel Termination Rates.

(This page filed under Transmittal No. 227)

Issued: September 17, 1993

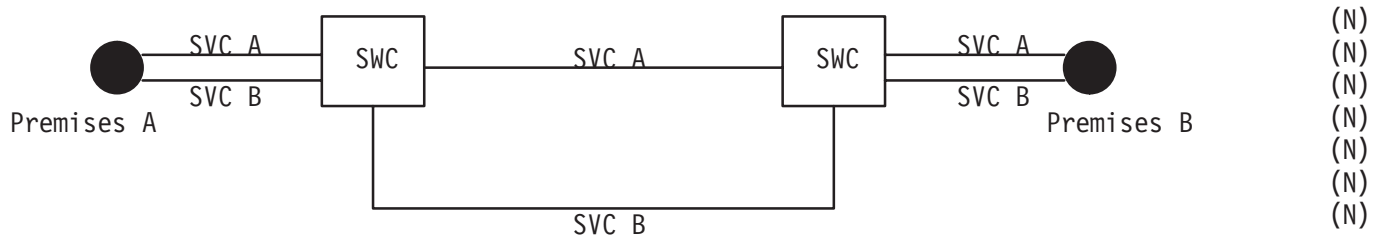
Effective: November 1, 1993

ACCESS SERVICE

7. Special Access Service (Cont'd) (N)7.2 Service Descriptions (Cont'd) (N)7.2.9 High Capacity Service (Cont'd) (N)(D) Optional Features and Functions/Basic Service Elements (BSEs) (Cont'd) (N)(7) Enhanced Access Diversity (EAD) (Cont'd) (N)Basic (N)

This optional feature for 1.544 Mbps and 44.736 Mbps Services provides (N)
 for diverse routing of the Channel Mileage facility for two or more (N)
 services provided over not more than two different physical routes. (N)
 This offering utilizes existing physically diverse facilities between (N)
 the first manholes located outside the wire centers. Should facilities (N)
 not be available, the service may be subject to special construction as (N)
 specified in 5.1.3 preceding. (N)

Example: High Capacity Service connecting two customer designated (N)
 premises with the Basic EAD Optional Feature. (N)



CT - Channel Termination (N)

CM - Channel Mileage (N)

SWC - Serving Wire Center (N)

Applicable Rate Elements Are: (N)

- Channel Termination (4 applicable) (N)

- Channel Mileage (2 applicable) (N)

- Basic EAD Optional Feature for Service B (1 applicable)* (N)

* The Basic EAD Optional Feature Rate for Service B applies in addition to the (N)
 Channel Mileage and Channel Termination Rates. (N)

(This page filed under Transmittal No. 227)

Issued: September 17, 1993

Effective: November 1, 1993

ACCESS SERVICE

7. Special Access Service (Cont'd)7.2 Service Descriptions (Cont'd)7.2.9 High Capacity Service (Cont'd)(D) Optional Features and Functions/Basic Service Elements (BSEs) (Cont'd)

The following table shows the technical specifications packages with which the optional features and functions or BSEs are available.

	Available with Technical Specifications Package HC-			
	<u>0</u>	<u>1</u>	<u>1C</u>	<u>3</u>
Automatic Loop Transfer*		X		X
Central Office Multiplexing:				
DS3 to DS1				X
DS1C to DS1			X	
DS1 to DS0		X		
DS0 to Subrate**	X			
Transfer Arrangement		X		
Clear Channel Capability		X		
Supreme EAD		X		X (N)
Deluxe EAD		X		X (N)
Basic EAD		X		X (N)

* Available in New England Telephone with 44.736 Mbps Service at ICB rates and charges.

** Available only on a channel of a 1.544 Mbps facility to a Telephone Company Hub.

(This page filed under Transmittal No. 227)

Issued: September 17, 1993

Effective: November 1, 1993

ACCESS SERVICE

7. Special Access Service (Cont'd)7.2 Service Descriptions (Cont'd)7.2.10 WATS Access Line (WAL) Service(A) Basic Channel Description

A WATS Access Line Service provides a channel for voice frequency transmission capability. The service provides a connection between a customer designated premises and a WATS Serving Office associated with the closed end of 800 Service, WATS or similar services. It is provided for use with Switched Access Service Arrangements as set forth in Section 6. preceding and subject to the following state requirements:

In Connecticut, as required by Connecticut State Law, Public Act 87-415, without routing of intra-Connecticut calls to the Feature Groups C, D or CST BSA - Option 2 or 3 Switched Access Service for customers who have not been issued a certificate of public convenience and necessity by the Department of Public Utility Control and who do not have an effective intrastate tariff for such service. (C)
(C)
(C)
(C)
(C)

In Massachusetts, in accordance with the Department of Public Utilities directive, "...intraLATA traffic will be blocked from those carriers who do not have an approved certificate of public convenience and necessity and an effective intrastate tariff on file with the Department of Public Utilities."

In New Hampshire, in compliance with the Public Utilities Commission's Order in Docket 86-310 and in Maine, in compliance with the Public Utilities Commission's Order in Docket 86-237, intraLATA traffic will be blocked from those carriers who do not have a certificate of public convenience and an effective intrastate tariff. In such cases, intraLATA traffic will be completed by New England Telephone and Telegraph Company.

(This page filed under Transmittal No. 278)

Issued: February 18, 1994

Effective: April 4, 1994

ACCESS SERVICE

7. Special Access Service (Cont'd)7.2 Service Descriptions (Cont'd)7.2.10 WATS Access Line (WAL) Service (Cont'd)(A) Basic Channel Description (Cont'd)

WAL Service may, at the option of the customer, be arranged for originating calling only, terminating calling only or two way calling. WAL Service arranged for originating calling only which is not equipped with the End Office End User Line Service Screening optional feature, as detailed in Section 6. preceding, for two way calling or (for FGA, FGB, CSL BSA and CST BSA - Option 1) for terminating calling only is available from suitably equipped equal access WATS Serving Offices with FGD or CST BSA - Option 3 capability. WAL Service arranged for two way calling is not available with Telephone Company Centrex-CO Service. (C)

As specified in Section 6. preceding, WAL Service is provided with either dial pulse or dual tone multifrequency address signaling and either loop start, ground start, E&M or reverse battery supervisory signaling. Reverse battery supervisory signaling is provided only for one-way WAL Service. The choice of the type of signaling is at the option of the customer and subject to the technical limitations identified in the Technical Reference TR-NWT-000334. WATS Access Line Service is provided as an effective two-wire or effective four-wire transmission path. (T)

Issued: November 1, 1991Effective: February 1, 1992
February 2, 1992

ACCESS SERVICE

7. Special Access Service (Cont'd)7.2 Service Descriptions (Cont'd)7.2.10 WATS Access Line (WAL) Service (Cont'd)(B) Technical Specification Packages

<u>Parameter</u>	<u>Package WAL -</u>	
	1	2
Attenuation distortion	X	X
C-Message Noise	X	X
Echo Control	X	X
Envelop Delay Distortion	X	X
Frequency Shift	X	X
Impulse Noise	X	X
Intermodulation Distortion	X	X
Loss Deviation	X	X
Phase Jitter	X	X
Signal-to-C Notch Noise	X	X

The technical specifications for acceptance limits and immediate action limits are delineated in Technical Reference TR-NWT-000334.

(T)

 Issued: May 29, 1992

Effective: July 3, 1992

(T)

ACCESS SERVICE

7. Special Access Service (Cont'd)7.2 Service Descriptions (Cont'd)7.2.10 WATS Access Line (WAL) Service (Cont'd)

(C) Channel Interfaces

The following channel interfaces are available with WAL Service: EA, EB, GO, GS, LO, LS, RV

Compatible channel interfaces are shown below:

<u>Premises Interface</u>	<u>WSO Supervisory Signaling</u>
6EA2-E	EA, EB
6EA2-M	EA, EB
8EB2-E	EA, EB
8EB2-M	EA, EB
2GS2	GO
2GS3	GO
4GS2	GO
2LS2	LO
2LS3	LO
4LS2	LO
2RV2-T	RV
2RV3-T	RV
2RV2-O	RV
2RV3-O	RV
4RV2-T	RV

Issued: January 25, 1991

Effective: February 9, 1991

ACCESS SERVICE

7. Special Access Service (Cont'd)7.2 Service Descriptions (Cont'd)7.2.10 WATS Access Line (WAL) Service (Cont'd)

(D) Optional Features and Functions

(1) Improved two-wire voice transmission specifications

(a) Loss Deviation

The maximum Loss Deviation of the 1004 Hz loss relative to the Expected Measured Loss (EML) is -4.0 dB to +4.0 dB.

(b) Attenuation Distortion

The maximum Attenuation Distortion in the 404 to 2804 Hz frequency band relative to loss at 1004 Hz is -2.0 dB to +6.0 dB.

(c) C-Message Noise

The maximum C-Message Noise for the transmission path at the route miles listed is less than:

<u>Route Miles</u>	<u>C-Message Noise</u>
less than 50	35 dBrnC0
51 to 100	37 dBrnC0
101 to 200	40 dBrnC0
201 to 400	43 dBrnC0
401 to 1000	45 dBrnC0

ACCESS SERVICE

7. Special Access Service (Cont'd)7.2 Service Descriptions (Cont'd)7.2.10 WATS Access Line (WAL) Service (Cont'd)

(A) Optional Features and Functions (Cont'd)

(1) Improved two-wire voice transmission specifications (Cont'd)

(d) Return Loss

The Return Loss, expressed as Echo Return Loss (ERL) and Singing Return Loss (SRL), is equal to or greater than:

ERL	13.0 dB
SRL	6.0 dB

(2) Extension Service

Extension Service provides for an additional termination(s) of WAL Service at another building(s) in the same or a different LATA.

A WAL Service channel termination charge applies for the communications path between the customer designated premises and the serving wire center of that premises. In addition, where the wire center for the customer designated premises is different from the serving wire center for the premises where the WAL Service is terminated, channel mileage charges apply for the transmission facilities between the serving wire center of the customer designated premises and the WATS Serving Office. The Special Access Surcharge as specified in 7.4.2 may be applicable.

ACCESS SERVICE

7. Special Access Service (Cont'd)7.2 Service Descriptions (Cont'd)7.2.10 WATS Access Line (WAL) Service (Cont'd)

(D) Optional Features and Functions (Cont'd)

(2) Extension Service (Cont'd)

Compatible channel interfaces are set forth in 7.3.5(J) following.

The following table shows the technical specifications packages with which the optional features and functions are available.

	<u>Available with Technical Specifications Package WAL-</u>	
	<u>1</u>	<u>2</u>
Improved Two Wire		
Voice Transmission Specifications	X	X
Extension Service	X	X

Certain other options associated with WAL Services are provided as either WATS Access Line Service, Line Termination or Common Switching Optional Features as defined in Section 6. preceding.

ACCESS SERVICE

7. Special Access Service (Cont'd)7.2 Service Descriptions (Cont'd)7.2.11 DIGIPATH Digital Service II

(A) Basic Channel Description

A DIGIPATH digital service II (DDS II) channel is a channel for the simultaneous transmission of digital data at the rate of 2.4, 4.8, 9.6, 19.2 or 56.0 kbps. The actual bit rate is a function of the channel interface selected by the customer. DDS II operates in a full-duplex, synchronous transmission mode over either two-wire* or four-wire facilities between customer designated premises or between a customer designated premises and a Telephone Company Hub. In New England Telephone DDS II may operate over two-wire facilities between a customer designated premises and a Network Controller location. 56.0 kbps transmission operates on four-wire facilities only.

At the option of the customer, DDS II may be provided under a Service Discount Plan as specified in 7.4.10 following, or when DDS II provides the access to Frame Relay Service, DDS II may be provided under the FRS Term Commitment Plan as specified in Section 17.3.2 following.

(N)
(N)
(N)
(N)

(B) Technical Specification Packages

<u>Parameter</u>	<u>Package DA-</u>				
	<u>1</u>	<u>2</u>	<u>3</u>	<u>4</u>	<u>5</u>
Error-Free Seconds	X	X	X	X	X

The Telephone Company will provide a channel capable of meeting a monthly average performance equal to or greater than 99.875% error-free seconds while the channel is in service, if it is measured through a CSU equivalent which is designed, manufactured, and maintained to conform with the specifications contained in NTR 74374, Issue No. 2, NTR 74375, Issue No. 2 and NTR-74380, Issue No. 1.

Voltages which are compatible with DIGIPATH digital data service II are delineated in Technical Reference TR-NPL-000341.

* New England Telephone only.

(This page filed under Transmittal No. 398)

Issued: November 7, 1995

Effective: ~~December 22, 1995~~
February 16, 1996

Vice President - Access and Network Interconnection Marketing
222 Bloomingdale Rd., White Plains, NY 10605

(T)

ACCESS SERVICE

7. Special Access Service (Cont'd)7.2 Service Descriptions (Cont'd)7.2.11 DIGIPATH Digital Service II (Cont'd)(C) Channel Interfaces

The following channel interfaces (CIs) define the bit rates that are available for a DIGIPATH digital service II channel:

<u>CI</u>	<u>Bit Rate</u>
DU-24	2.4 kbps
DU-48	4.8 kbps
DU-96	9.6 kbps
DU-19	19.2 kbps
DU-56	56.0 kbps

Compatible channel interfaces are set forth in 7.3.5(K) following.

(D) Optional Features and Functions(1) Central Office Bridging Capability

ACCESS SERVICE

7. Special Access Service (Cont'd)7.2 Service Descriptions (Cont'd)7.2.11 DIGIPATH Digital Service II (Cont'd)(D) Optional Features and Functions (Cont'd)(2) Secondary Channel Capability (SCC)

Channel conditioning, provided from suitably equipped Hubs, that permits a DDS II 4-wire channel to be used with a compatible customer-provided Data Service Unit which can derive a lower speed secondary channel at a synchronous rate as described in Technical Reference TR-NPL-000157. The secondary channel operates in parallel with the primary DDS II channel and can provide simultaneous two-way transmission of digital signals between customer premises. The SCC is used for diverse network capabilities including, but not limited to, providing a lower speed data channel or access to a network management system to perform on line diagnostics and testing, data monitoring, traffic measurement, etc. This feature is available on a point to point or multipoint basis, where facilities permit, but is not available with INFOPATH packet switching service or channels which require regenerative repeaters in the loop to the customer premises. Customers must agree to out-of-service periods required to add this feature to an existing channel.

(T)

0 The following table shows the technical specifications packages with which the optional features and functions are available.

	Available with Technical Specifications Package DA-				
	<u>1</u>	<u>2</u>	<u>3</u>	<u>4</u>	<u>5</u>
Central Office Bridging Capability	X	X	X	X	X
Secondary Channel Capability	X	X	X	X	X

 Issued: August 12, 1991

Effective: September 16, 1991

ACCESS SERVICE

7. Special Access Service (Cont'd)

7.2 Service Descriptions (Cont'd)

7.2.11 DIGIPATH Digital Service II (Cont'd)

(D)

(D)

(D)

(D)

(D)

(D)

(D)

(D)

(D)

(D)

(D)

(D)

(D)

(D)

(D)

(D)

(D)

(D)

(D)

(D)

(D)

(D)

(D)

(D)

(D)

(This page filed under Transmittal No. 391)

Issued: August 30, 1995

Effective: October 14, 1995

ACCESS SERVICE

7. Special Access Service (Cont'd)

7.2 Service Descriptions (Cont'd)

7.2.11 DIGIPATH Digital Service II (Cont'd)

(D)

(D)

(D)

(D)

(D)

(D)

(D)

(D)

(D)

(This page filed under Transmittal No. 391)

Issued: August 30, 1995

Effective: October 14, 1995

Vice President - Access and Network Interconnection Marketing
222 Bloomingdale Rd., White Plains, NY 10605

(T)

ACCESS SERVICE

7. Special Access Service (Cont'd)7.2 Service Descriptions (Cont'd)7.2.12 DOVPATH Service(A) Basic Channel Description

A DOVPATH service channel is a channel for both synchronous and asynchronous data transmission at speeds of 2.4, 4.8, 9.6 or 19.2* kbps. The actual bit rate is a function of the channel interface selected by the customer. A DOVPATH service Channel Termination is provided as a derived channel of a local exchange service. In New York Telephone, a DOVPATH service Channel Termination may also be provided on a two-wire Voice Grade Special Access Service. The customer may transmit data over the DOVPATH service channel simultaneous with a voice transmission. The customer must provide a data voice multiplexer, as appropriate, at each customer designated premises.

DOVPATH service is provided where suitable facilities are available subject to the transmission limitations of the facilities and equipment used by the Telephone Company. It is provided between customer designated premises or between a customer designated premises and a Telephone Company Hub where bridging or multiplexing functions are performed. In New England Telephone, DOVPATH service is also provided between a customer designated premises and a Network Controller Location.

(C)
(C)
(C)(B) Technical Specifications

The technical specifications for the customer-provided data voice multiplexer are delineated in Technical Reference NTR-74374, Issue 8 No. 2. The technical specifications for interfacing DOVPATH service with High Capacity Service are delineated in Technical Reference NTR-74375, Issue No. 2.

* New York Telephone only.

Issued: March 10, 1992

Effective: April 14, 1992

ACCESS SERVICE

7. Special Access Service (Cont'd)7.2 Service Descriptions (Cont'd)7.2.12 DOVPATH Service (Cont'd)(C) Channel Interfaces

The following channel interfaces (CIs) define the bit rates that are available for a DOVPATH service channel:

<u>CI</u>	<u>Bit Rate</u>	
DV-BA	2.4 kbps	(C)
DV-BB	4.8 kbps	(C)
DV-BC	9.6 kbps	(C)
DV-BL	19.2 kbps	(C)

(D) Optional Features and Functions(1) Digital Bridging Capability*

Digital Bridging Capability provides for the connection of three or more customer designated premises. The total number of customer designated premises may vary and is dependent on each customer's particular bridging requirements. The Telephone Company will work cooperatively to provide the number of customer designated premises which may be connected for each customer's specific bridging requirements. All locations must operate at the same transmission rate.

(D)

* New York Telephone only.

Issued: March 16, 1992

Effective: April 20, 1992

ACCESS SERVICE

7. Special Access Service (Cont'd)7.2 Service Descriptions (Cont'd)7.2.13 NYNEX Enterprise Services*(A) General

NYNEX Enterprise Services (NES) are digital channels operating at transmission speeds between 2.4 kbps and 44.736 Mbps with inherent grooming capability. The individual channel types are set forth in (C) following.

When NYNEX Enterprise Services are ordered without customer specified grooming or bridging functions, Frame Relay Service (FRS) functions or NYNEX Enterprise Network Reconfiguration Service (NRS) functions, the Telephone Company will design NYNEX Enterprise Services through one or more Telephone Company Hub(s) where NYNEX Enterprise Service functions are performed. These service configurations include:

- service provided between customer designated premises for which the customer does not specify grooming, bridging, FRS functions or NRS functions; or
- service provided between a customer designated premises and an Expanded Interconnection Multiplexing Node or virtual collocation arrangement (NES DS1 and NES DS3 only) for which the customer does not specify grooming or FRS functions. (C)
(C)

When NYNEX Enterprise Services are ordered with customer specified grooming or bridging functions, Frame Relay Service (FRS) functions or NYNEX Enterprise Network Reconfiguration Service (NRS) functions, the Telephone Company will design NYNEX Enterprise Services to the Hub specified by the customer. These service configurations include:

- service provided between customer designated premises through the Telephone Company Hub specified by the customer; or
- service provided between Telephone Company Hubs where grooming, bridging or NRS functions are performed; or
- service provided between a customer designated premises and an Expanded Interconnection Multiplexing Node or virtual collocation arrangement (DS1 and DS3 only) through the Telephone Company grooming or FRS Hub specified by the customer. (C)
(C)

When NYNEX Enterprise Services are ordered to a NESPNS CO Node equipped with Add/Drop Multiplexing capability, the Telephone Company will design NYNEX Enterprise Service to the NESPNS CO Node specified by the customer.

* New York Telephone only.

(This page filed under Transmittal No. 494)

Issued: April 2, 1998

Effective: ~~April 17, 1998~~
April 18, 1998

ACCESS SERVICE

7. Special Access Service (Cont'd)7.2 Service Descriptions (Cont'd)7.2.13 NYNEX Enterprise Services*

(A) General (Cont'd)

The following functions are performed at Telephone Company Hubs through which NYNEX Enterprise Services are configured.

(1) Grooming Functions

Basic grooming functions are performed at designated Telephone Company Hubs and provide for lower capacity services to ride channels of a higher capacity service. Up to twenty-four lower capacity services may be groomed on to a single NES DS1. The NES DS1 grooming arrangement may include any combination of lower capacity NES DS0, NES FDS1, NES SDA and/or NES Voice Services, provided that the combined bit rate of the derived services does not exceed the available bit rate of the NES DS1 facility. The Telephone Company will work cooperatively with the customer in determining the possible combinations for the NES DS1 grooming arrangement. At the customer's option, a NES DS1 facility may also be groomed on to a NES DS3 facility.

(D)
(D)
(D)
(D)

When more than one stage of grooming is requested (e.g., cascade grooming or ThruPath connections as described in Section 7.4.7 following), the grooming functions may be performed in the same or different Hub.

A maximum of twenty-eight NES DS1 Services or 1.544 Mbps High Capacity Services, or a combination of NES DS1 and 1.544 Mbps High Capacity Services, may be groomed on to a single NES DS3.

(D)
(D)

(2) Frame Relay Service Functions

Frame Relay Service Functions are described in Section 17.3 following.

(3) NYNEX Enterprise Network Reconfiguration Service Functions

NYNEX Enterprise Network Reconfiguration Service functions are described in Section 19. following.

* New York Telephone only.

(This page filed under Transmittal No. 501)

Issued: May 22, 1998

Effective: June 6, 1998

ACCESS SERVICE

7. Special Access Service (Cont'd)7.2 Service Descriptions (Cont'd)7.2.13 NYNEX Enterprise Services*

- (B) Connection of Voice Grade Service, DIGIPATH digital service II and High Capacity Services (C)
(C)

Where suitable NES facilities are unavailable to the customer premises, service may be configured as follows. (C)
(C)

- (1) The customer may order DIGIPATH digital service II (DDS II) or Voice Grade Special Access Service in conjunction with a NES DS0 channel or may groom the Voice Grade or DDS II Service on to a NES DS1 channel. (T)
(C)
(C)
The serving wire center associated with the customer designated premises of the DDS II or Voice Grade Service will be designated as a NYNEX Enterprise Services Extension Hub (NES Extension Hub) for the purpose of applying the rates and charges for the service provided. (C)
(C)
The application of rates and charges involving service provided through a NES Extension Hub are set forth in (H) following. (C)
(C)

If facilities which are suitable to provide NES DS0 to the customer designated premises become available, the Telephone Company will work cooperatively with the customer in determining if conversion to such facilities should occur. (C)
(C)
(C)
(C)

When NYNEX Enterprise Service is provided in conjunction with Voice Grade or DDS II, and that service is also to be provided with NYNEX Enterprise Network Reconfiguration Service (NRS) as set forth in Section 19. following, no more than fifty percent (50%) of the total services connected to NRS Network Access Ports at a single NRS Hub may be Voice Grade Service, DDS II or High Capacity Service provided in conjunction with NYNEX Enterprise Service. (N)
(N)
(N)
(N)
(N)
(N)
(N)
(N)

* New York Telephone only.

Certain regulations on this page formerly appeared on 2nd Revised Page 7-68.1.1.

(This page filed under Transmittal No. 473)

Issued: September 25, 1997

Effective: October 10, 1997

ACCESS SERVICE

7. Special Access Service (Cont'd)7.2 Service Descriptions (Cont'd)7.2.13 NYNEX Enterprise Services*

- (B) Connection of Voice Grade Service, DIGIPATH digital service II and High Capacity Service (Cont'd) (C)
(C)

- (2) The customer may order High Capacity 1.544 Mbps or 44.736 Mbps Service (C)
in conjunction with NES DS1 or NES DS3. For 1.544 Mbps High Capacity (C)
Service, the customer may also include that service in a grooming (C)
arrangement with NES DS3. The serving wire center associated with the (C)
customer designated premises of the High Capacity Service will be
designated as a NYNEX Enterprise Services Extension Hub (NES Extension
Hub) for the purpose of applying the rates and charges for the service (C)
provided. The application of rates and charges involving service (C)
provided through a NES Extension Hub are set forth in (H) following. (C)

If facilities which are suitable to provide NES DS1 or NES DS3, as (C)
applicable, become available, the Telephone Company will work (C)
cooperatively with the customer in determining if conversion to such (C)
facilities should occur. (C)

When NYNEX Enterprise Service is provided in conjunction with High (N)
Capacity Service, and that service is also to be provided with NYNEX (N)
Enterprise Network Reconfiguration Service (NRS) as set forth in (N)
Section 19. following, no more than fifty percent (50%) of the total (N)
services connected to NRS Network Access Ports at a single NRS Hub may (N)
be Voice Grade Service, DDS II or High Capacity Service provided in (N)
conjunction with NYNEX Enterprise Service. (N)

* New York Telephone only.

(This page filed under Transmittal No. 473)

Issued: September 25, 1997

Effective: October 10, 1997

ACCESS SERVICE

7. Special Access Service (Cont'd)

7.2 Service Descriptions (Cont'd)

7.2.13 NYNEX Enterprise Services* (Cont'd)

(C) NES Channel Descriptions

(C)

The following channels are available with NYNEX Enterprise Service.

- DS0 channels for the transmission of analog or digital signals at transmission speeds of 2.4, 4.8, 9.6, 19.2, 56.0 or 64.0 kbps.
- Fractional DS1 channels for the transmission of digital signals over the bandwidth of adjacent (contiguous) channels through a common interface at transmission speeds of 128.0, 256.0, 384.0, 512.0 and 768.0 kbps.
- DS1 channels for the transmission of digital signals at transmission speeds of 1.544 Mbps.
- DS3 channels for the transmission of digital signals at transmission speeds of 44.736 Mbps.
- Shared Digital Access for the 1.544 Mbps transmission of individual channels providing automatic or manual ring down functionality.
- Voice channels for the transmission of analog signals directly into a suitably equipped digital cross-connect system at a DS1 level.

Each channel is described in further detail in (1) through (6) following.

* New York Telephone only.

(This page filed under Transmittal No. 473)

ACCESS SERVICE

7. Special Access Service (Cont'd)7.2 Service Descriptions (Cont'd)7.2.13 NYNEX Enterprise Services* (Cont'd)(C) NES Channel Descriptions (Cont'd) (C)(1) DSO Channels

NES DSO channels are digital channels operating within a maximum bandwidth capacity of 64.0 kbps. NYNEX Enterprise Service DSO network management functions performed remotely from a single point of contact are (i) provisioning of network facilities and (ii) monitoring and surveillance for the purpose of maintaining and restoring network services. NYNEX Enterprise Service channel configurations are specified in (A) preceding. (C)

NES DSO channels operating at 56.0 kbps may also provide access to Frame Relay Service as set forth in Section 17.3 following. (C)

NES DSO channels may be provided in conjunction with NYNEX Enterprise Network Reconfiguration Service as set forth in Section 19. following. (C)

NES DSO channels are available in two service configurations as follows:

(a) NES DSO Standard Service

A NES DSO Standard Service consists of Telephone Company provided network equipment deployed at customer locations other than on the customer's designated premises. The Telephone Company's network equipment enables the Telephone Company to provision DSO circuits and to perform remotely, from a single point of contact, the network functions of monitoring and surveillance.

The technical specifications for NES DSO Standard Service are set forth in (D)(1) following. (T)

* New York Telephone only.

Certain regulations previously found on this page can now be found on 3rd Revised Page 7-68.1.1 and 3rd Revised Page 7-68.17.

(This page filed under Transmittal No. 473)

Issued: September 25, 1997

Effective: October 10, 1997

Vice President - Access and Network Interconnection Marketing
222 Bloomingdale Rd., White Plains, NY 10605

ACCESS SERVICE

7. Special Access Service (Cont'd)7.2 Service Descriptions (Cont'd)7.2.13 NYNEX Enterprise Services* (Cont'd)(C) NES Channel Descriptions (Cont'd) (C)(1) DSO Channels (Cont'd)(b) NES DSO Prime Service

A NES DSO Prime Service consists of customer provided equipment deployed on customer designated premises to enable the provision of NES DSO circuits. The customer must provide the necessary equipment at its premises to enable the Telephone Company to deliver NES DSO circuits and to perform remotely, from a single point of contact, the network functions of monitoring and surveillance.

The technical specifications and compatibility requirements associated with the customer provided equipment for NES DSO Prime Service are set forth in (D)(2) following. In addition, the customer provided equipment must be capable of delivering NES DSO Service to the specifications set forth in (D)(1) following. (T)

* New York Telephone only.

(This page filed under Transmittal No. 473)

Issued: September 25, 1997

Effective: October 10, 1997

Vice President - Access and Network Interconnection Marketing
222 Bloomingdale Rd., White Plains, NY 10605

(T)

ACCESS SERVICE

7. Special Access Service (Cont'd)

7.2 Service Descriptions (Cont'd)

7.2.13 NYNEX Enterprise Services* (Cont'd)

(C) NES Channel Descriptions (Cont'd)

(C)

(1) DSO Channels (Cont'd)

(b) NES DSO Prime Service (Cont'd)

In order to prevent false indication of an inoperative condition and to protect security of communications, the customer must notify the Telephone Company prior to accessing customer provided equipment deployed on its premises to enable the the provision of NYNEX Enterprise Service in a NES DSO Prime Service configuration.

(D)

(D)

(D)

(D)

(D)

(D)

(D)

(D)

(D)

(D)

* New York Telephone only.

(This page filed under Transmittal No. 473)

Issued: September 25, 1997

Effective: October 10, 1997

ACCESS SERVICE

7. Special Access Service (Cont'd)

7.2 Service Descriptions (Cont'd)

7.2.13 NYNEX Enterprise Services* (Cont'd)

(C) NES Channel Descriptions (Cont'd)

(1) DSO Channels (Cont'd)

(T)

(D)

(D)

(D)

(D)

(D)

(D)

(D)

(D)

(D)

(D)

(D)

(D)

(D)

(D)

(D)

(D)

(D)

(D)

(D)

(D)

(D)

(D)

* New York Telephone only.

(This page filed under Transmittal No. 473)

Issued: September 25, 1997

Effective: October 10, 1997

Vice President - Access and Network Interconnection Marketing
222 Bloomingdale Rd., White Plains, NY 10605

(T)

ACCESS SERVICE

7. Special Access Service (Cont'd)7.2 Service Descriptions (Cont'd)7.2.13 NYNEX Enterprise Services* (Cont'd)(C) NES Channel Descriptions (Cont'd) (C)(1) DSO Channels (Cont'd)

A NES DSO Service may be provisioned with a combination of one Standard Service and one Prime Service. NES DSO Standard channels and NES DSO Prime channels may be groomed on to the same NES DS1 channel at the NES Hub.

The type of channel termination (i.e., analog or digital) is a function of the channel interface selected by the customer. Analog channel interfaces may be either two-wire or four-wire interfaces for the transmission of analog signals over the digital facility. Digital channel interfaces are four-wire interfaces for the transmission of digital signals at transmission speeds of 2.4, 4.8, 9.6, 19.2, 56.0 or 64.0 kbps.

Channel mileage, when applicable, will apply as set forth in (H) (T)
following.

The channel interfaces for NES DSO channels are specified in (E) (T)
following.

The Optional Features and Functions which are available for use with NES DSO channels are specified in (F) following. (T)

* New York Telephone only.

(This page filed under Transmittal No. 473)

Issued: September 25, 1997

Effective: October 10, 1997

Vice President - Access and Network Interconnection Marketing
222 Bloomingdale Rd., White Plains, NY 10605

ACCESS SERVICE

7. Special Access Service (Cont'd)7.2 Service Descriptions (Cont'd)7.2.13 NYNEX Enterprise Services* (Cont'd)(C) NES Channel Descriptions (Cont'd) (C)(2) Fractional DS1 Channels

NES Fractional DS1 channels are digital channels operating over the combined bandwidth of adjacent channels to create a contiguous bit rate. The bandwidth provided to the customer is fractional (proportional) to the 1.544 Mbps of bandwidth provided with NES DS1 channels (e.g., 384.0 kbps is one fourth of the available bandwidth of NES DS1). NES Fractional DS1 network management functions performed remotely from a single point of contact are (i) provisioning of network facilities and (ii) monitoring and surveillance for the purpose of maintaining and restoring network services.

NES Fractional DS1 channels provide simultaneous, two-way digital transmission at contiguous bit rates of 128.0, 256.0, 384.0, 512.0 or 768.0 kbps. NES Fractional DS1 channels may provide access to Frame Relay Service as set forth in Section 17.3 following. NES Fractional DS1 channels may also be provided in conjunction with NYNEX Enterprise Network Reconfiguration Service as set forth in Section 19. following. NYNEX Enterprise Service channel configurations are specified in (A) preceding.

(C)
(C)
(C)
(C)
(C)
(C)

* New York Telephone only.

(D)

(This page filed under Transmittal No. 473)

Issued: September 25, 1997

Effective: October 10, 1997

ACCESS SERVICE

7. Special Access Service (Cont'd)

7.2 Service Descriptions (Cont'd)

7.2.13 NYNEX Enterprise Services* (Cont'd)

(C) NES Channel Descriptions (Cont'd) (C)

(2) Fractional DS1 Channels (Cont'd)

The contiguous bit rate is determined by the channel interface selected by the customer. The channel interfaces for NES Fractional DS1 channels are specified in (E) following. (T)

Network equipment to enable the provision of NYNEX Enterprise Fractional DS1 Service shall be deployed in common space within the building and not on customer premises.

Channel mileage, when applicable, will apply as set forth in (H) following. (T)

The Optional Features and Functions which are available for use with NES Fractional DS1 channels are specified in (F) following. (T)

* New York Telephone only.

(This page filed under Transmittal No. 473)

Issued: September 25, 1997

Effective: October 10, 1997

Vice President - Access and Network Interconnection Marketing
222 Bloomingdale Rd., White Plains, NY 10605

ACCESS SERVICE

7. Special Access Service (Cont'd)7.2 Service Descriptions (Cont'd)7.2.13 NYNEX Enterprise Services* (Cont'd)(C) NES Channel Descriptions (Cont'd) (C)(3) DS1 Channels

NES DS1 channels are digital channels for the simultaneous, two-way digital transmission of 1.544 Mbps isochronous serial data. The actual bit rate and framing formats are a function of the channel interface selected by the customer. NES DS1 channel configurations are specified in (A) preceding. (C)
(C)

NES DS1 channels may be used to access Frame Relay Service as set forth in Section 17.3 following. (C)
(C)

NES DS1 may also be provided in conjunction with NYNEX Enterprise Network Reconfiguration Service as set forth in Section 19. following. (C)
(C)

Channel mileage, when applicable, will apply as set forth in (H) following. (C)
(C)

The channel interfaces for NES DS1 channels are specified in (E) following. (T)

The Optional Features and Functions which are available for use with NES DS1 channels are specified in (F) following. (T)

* New York Telephone only.

Certain regulations previously found on this page can now be found on 10th Revised Page 7-68.1.

(This page filed under Transmittal No. 473)

Issued: September 25, 1997

Effective: October 10, 1997

Vice President - Access and Network Interconnection Marketing
222 Bloomingdale Rd., White Plains, NY 10605

ACCESS SERVICE

7. Special Access Service (Cont'd)

7.2 Service Descriptions (Cont'd)

7.2.13 NYNEX Enterprise Services* (Cont'd)

(C) NES Channel Descriptions (Cont'd) (C)

(4) DS3 Channels

NES DS3 channels are digital channels for the simultaneous, two-way transmission of 44.736 Mbps isochronous serial data. The actual bit rate and framing formats are a function of the channel interface selected by the customer. NYNEX Enterprise Service channel configurations are specified in (A) preceding. (C)
(C)

NES DS3 may be provided in conjunction with NYNEX Enterprise Network Reconfiguration Service as specified in Section 19. following. (C)
(C)

Channel mileage, when applicable, will apply as set forth in (H) following. (C)
(C)

The channel interfaces for NES DS3 channels are specified in (E) following. (T)

The Optional Features and Functions which are available for use with NES DS3 channels are specified in (F) following. (T)

* New York Telephone only.

Certain regulations previously found on this page can now be found on 10th Revised Page 7-68.1 and 3rd Revised Page 7-68.1.1.

(This page filed under Transmittal No. 473)

Issued: September 25, 1997

Effective: October 10, 1997

ACCESS SERVICE

7. Special Access Service (Cont'd)7.2 Service Descriptions (Cont'd)7.2.13 NYNEX Enterprise Services* (Cont'd)(C) NES Channel Descriptions (Cont'd) (C)(5) Shared Digital Access (SDA)

NES SDA are channel terminations which provide for the 1.544 Mbps transmission of channels which are arranged for manual or automatic ring down functionality. These channel terminations must be provided in conjunction with NES DS0 channels which are also arranged for manual or automatic ring down functionality or may be groomed on to a NES DS1 facility. If the serving wire center of the customer designated premises is not a NES Hub, the serving wire center will be designated as a NYNEX Enterprise Service Extension Hub (NES Extension Hub). When the serving wire center is designated as a NES Extension Hub, NES DS0 channel mileage will apply as set forth in (H) following to each channel within the 1.544 Mbps signal. Connection to other NES SDA channel terminations is prohibited. The customer must provide compatible equipment which is capable of deriving the individual channels from the 1.544 Mbps digital signal. Such equipment must meet the technical requirements delineated in Technical Reference Pub 62411. (C)

The channel interfaces for NES SDA are the NES DS0 channel interfaces which are capable of providing manual or automatic ring down functionality. NES DS0 channel interfaces are specified in (E)(1) following. (T)

The Telephone Company will maintain separate billing and records for the individual channels within the 1.544 Mbps signal.

The Optional Features and Functions which are available for NES SDA are set forth in (F) following. (T)

* New York Telephone only.

(This page filed under Transmittal No. 473)

Issued: September 25, 1997

Effective: October 10, 1997

ACCESS SERVICE

7. Special Access Service (Cont'd)7.2 Service Descriptions (Cont'd)7.2.13 NYNEX Enterprise Services* (Cont'd)(C) NES Channel Descriptions (Cont'd) (C)(6) NYNEX Enterprise Voice

NYNEX Enterprise Voice Service (NES Voice) consists of channel terminations which utilize subscriber line carrier technology and fiber optic facilities for the transmission of analog signals between a customer designated premises and its serving wire center. These channels must be provided in conjunction with NES DS0 channels of the same speed or type. At the customer's option, NES Voice channels may be groomed to a NES DS1 facility. If the serving wire center of the customer designated premises to which NES Voice channels are provided is not a NES Hub, the serving wire center will be designated as a NYNEX Enterprise Service Extension Hub (NES Extension Hub). When the serving wire center is designated as a NES Extension Hub, NES DS0 channel mileage will apply as set forth in (H) following for each NES Voice channel. Connection to other NES Voice channel terminations is prohibited. (C)

Due to limited availability of suitable facilities and equipment, NES Voice will only be provided where suitable fiber optic facilities, digital cross-connect technology and subscriber line carrier technology already exist for such service. (C)

The channel interfaces for NES Voice are the analog, 2-wire channel interfaces specified for NES DS0 in (E)(1) following. (T)

The Optional Features and Functions which are available for NES Voice are set forth in (F) following. (T)

The technical specifications for NES Voice channels are delineated in Technical Reference TR-TSY-000335.

* New York Telephone only.

(This page filed under Transmittal No. 473)

Issued: September 25, 1997

Effective: October 10, 1997

ACCESS SERVICE

7. Special Access Service (Cont'd)7.2 Service Descriptions (Cont'd)7.2.13 NYNEX Enterprise Services* (Cont'd)(D) Technical Specifications

(T)

Technical equipment requirements, compatibility requirements, technical specifications, features and functions, and performance parameters for NYNEX Enterprise Services channels are contained in:

(1) NES DS0 Standard Service

Technical References TR-TSY-000335, PUB 41004, Table 4 and TR-NPL-000157, PUB 62310, NTR 74374, Issue No. 2 and NTR 74375, Issue No. 2.

(2) NES DS0 Prime Service

Customer provided equipment requirements for NES DS0 Prime Service are contained in Newbridge Intelligent Network Node Interface Specification, PRD 0004.

(3) NES Fractional DS1 Service

Technical Reference PUB 62411.

(4) NES DS1 Service

Technical References TR-NPL-000054 and PUB 62411.

(5) NES DS3 Service

Technical Reference TR-INS-000342.

(6) NES SDA

Technical Reference PUB 62411.

(7) NES Voice

Technical Reference TR-TSY-000335.

* New York Telephone only.

(This page filed under Transmittal No. 473)

Issued: September 25, 1997

Effective: October 10, 1997

(T)

ACCESS SERVICE

7. Special Access Service (Cont'd)7.2 Service Descriptions (Cont'd)7.2.13 NYNEX Enterprise Services* (Cont'd)(E) Channel Interfaces

(T)

The following channel interfaces (CIs) are available with NYNEX Enterprise Service:

(1) DSO Channel Interfaces

CI (Analog)

2AC2	4EA2-E
2LA2	4EA2-M
2LB2	6EA2-E
2LC2	6EA2-M
2LR2-A	6EB2-E
2LS2	6EB2-M
4DA2	8EB2-E
4N02	8EB2-M

CI (Digital)

4DU5-24	2.4 kbps
4DU5-48	4.8 kbps
4DU5-96	9.6 kbps
4DU5-19	19.2 kbps
4DU5-56	56.0 kbps
4DU5-64	64.0 kbps

Compatible channel interfaces are set forth in 7.3.5(M) following.

* New York Telephone only.

(This page filed under Transmittal No. 473)

Issued: September 25, 1997

Effective: October 10, 1997

Vice President - Access and Network Interconnection Marketing
222 Bloomingdale Rd., White Plains, NY 10605

(T)

ACCESS SERVICE

7. Special Access Service (Cont'd)7.2 Service Descriptions (Cont'd)7.2.13 NYNEX Enterprise Services* (Cont'd)(E) Channel Interfaces (Cont'd)

(T)

(2) Fractional DS1 Channel Interfaces

CI

4DS9.15B*

4DS9.15S*

4DS9.1S*

* Applicable for 128.0, 256.0, 384.0, 512.0 or 768.0 kbps.

Compatible channel interfaces are set forth in 7.3.5(M) following.

(3) DS1 Channel Interfaces

CICICI

4CS9.1K**

4DS9.1K**

4DU9.1KN**

4CS9.1S**

4DS9.1S**

4DU9.1SN**

4CS9.15**

4DS9.15**

4DU9.BN**

4CS9.15B

4DS9.15B

4DU9.KN**

4CS9.15K**

4DS9.15S

4CS9.15S

Compatible channel interfaces are set forth in 7.3.5(M) following.

(4) DS3 Channel Interfaces

CICI

4CS9.44

4DS6.44C**

4DS9.44

4DS6.44G**

Compatible channel interfaces are set forth in 7.3.5(M) following.

* New York Telephone only.

** Available only on service which originates in the North New Jersey LATA of the New York - New Jersey Corridor.

(This page filed under Transmittal No. 473)

Issued: September 25, 1997

Effective: October 10, 1997

ACCESS SERVICE

7. Special Access Service (Cont'd)

7.2 Service Descriptions (Cont'd)

7.2.13 NYNEX Enterprise Services* (Cont'd)

(E) Channel Interfaces (Cont'd)

(T)

(5) Shared Digital Access Channel Interfaces

CI

Channel Interfaces for Shared Digital Access are the NES DS0 channel interfaces which are capable of providing automatic or manual ring down functionality. NES DS0 channel interfaces are specified in (1) preceding.

(6) Voice Channel Interfaces

CI

Channel Interfaces for NES Voice are the two-wire analog channel interfaces for NES DS0 as specified in (1) preceding.

* New York Telephone only.

(This page filed under Transmittal No. 473)

Issued: September 25, 1997

Effective: October 10, 1997

Vice President - Access and Network Interconnection Marketing
222 Bloomingdale Rd., White Plains, NY 10605

(T)

ACCESS SERVICE

7. Special Access Service (Cont'd)7.2 Service Descriptions (Cont'd)7.2.13 NYNEX Enterprise Services* (Cont'd)(F) Optional Features and Functions

(T)

The following matrix identifies the Optional Features and Functions which are available for NYNEX Enterprise Services. A description of each feature or function is set forth following the matrix.

<u>Feature or Function</u>	<u>DS0</u>	<u>FDS1</u>	<u>DS1</u>	<u>DS3</u>	<u>SDA</u>	<u>Voice</u>	(T)
Flexible DS0 Data Speed	X						
Central Office Bridging	X						
Reconfiguration Capability	X	X	X	X	X	X	(C)
Bandwidth on Request		X					(C)
Network Emergency Planning							(C)
							(D)
							(D)
							(D)
							(D)
Dual Homing	X	X	X	X	X	X	
Standby Circuits			X	X			(N)
Corridor Service Single							
Ordering and Billing Option			X	X			

* New York Telephone only.

Certain regulations previously found on this page can now be found on Original Page 7-68.10.1.

(This page filed under Transmittal No. 473)

Issued: September 25, 1997

Effective: October 10, 1997

ACCESS SERVICE

7. Special Access Service (Cont'd)7.2 Service Descriptions (Cont'd)7.2.13 NYNEX Enterprise Services* (Cont'd)(F) Optional Features and Functions (Cont'd) (T)(1) Flexible DSO Data Speed (M)

An arrangement which enables a change in the data rate (e.g., from 2.4 kbps to 9.6 kbps) at which a NES DSO channel is provided over a digital four-wire channel interface. The data rate may be changed to 2.4 kbps, 4.8 kbps, 9.6 kbps, 19.2 kbps, 56.0 kbps or 64.0 kbps. This option is not available with NES DSO which is provided over an analog channel interface, included in a multipoint arrangement or provided in conjunction with DDS II. (M)
(M)
(T)
(T)
(C)
(C)
(C)

The charge for Flexible Data Speed is set forth in Section 31.7.15 following. (C)
(C)

(2) DSO Central Office Bridging (M)

An arrangement to connect three or more customer designated premises in a multipoint arrangement. For analog channels, a maximum of forty-one customer designated premises may be included in the multipoint arrangement. For digital channels, a maximum of seventeen customer designated premises may be included in the multipoint arrangement. All channels included in the multipoint arrangement must have the same type of channel interface (i.e., all analog channel interfaces or all digital channel interfaces operating at the same transmission speed). (M)
(M)
(C)
(C)
(M)
(M)
(M)
(M)
(M)

* New York Telephone only.

Certain regulations on this page formerly appeared on 3rd Revised Page 7-68.10.

(This page filed under Transmittal No. 473)

Issued: September 25, 1997

Effective: October 10, 1997

ACCESS SERVICE

7. Special Access Service (Cont'd)7.2 Service Descriptions (Cont'd)7.2.13 NYNEX Enterprise Services* (Cont'd)(F) Optional Features and Functions (Cont'd)(3) Reconfiguration Capability

An arrangement which enables a NYNEX Enterprise Services to be reconfigured to an alternate configuration. The customer must have available adequate bandwidth capacity between the locations involved for the alternate configuration. The Telephone Company will work cooperatively with the customer in determining the availability of such facilities. The services to be redirected between the primary and alternate configurations must have the same operating characteristics (e.g., same speed or type) and have compatible channel interfaces. A prearranged reconfiguration plan which includes a primary configuration and an alternate configuration must be created and maintained for use in responding to customer requests for service redirection. (N)
(N)
(N)
(N)
(N)

The following reconfiguration capability options are available to all NES bandwidth capacities.

(a) Requested Reconfiguration

Requested Reconfiguration enables NYNEX Enterprise Service to be reconfigured to an alternate configuration in response to the customer requesting that service be redirected.

Requested Reconfiguration requires that the customer's NYNEX Enterprise Services be ordered in conjunction with NYNEX Enterprise Network Reconfiguration Service as set forth in Section 19. following.

The rates and charges for Requested Reconfiguration are the rates and charges specified for NYNEX Enterprise Network Reconfiguration Service as set forth in Section 19. following.

* New York Telephone only.

(This page filed under Transmittal No. 501)

Issued: May 22, 1998

Effective: June 6, 1998

ACCESS SERVICE

7. Special Access Service (Cont'd)7.2 Service Descriptions (Cont'd)7.2.13 NYNEX Enterprise Services* (Cont'd)(F) Optional Features and Functions (Cont'd) (T)(3) Reconfiguration Capability (Cont'd)

(b) Scheduled Reconfiguration

Scheduled Reconfiguration enables NYNEX Enterprise Services to be reconfigured to an alternate configuration on a scheduled basis. For each bandwidth capacity, the customer must provide the Telephone Company with a schedule consisting of (i) the primary configuration, (ii) the alternate configuration, (iii) the time and day(s) the alternate configuration is to be activated (e.g., daily at 8:00 PM) and (iv) the duration for which the alternate configuration is to be in effect before the service is restored to its primary configuration. Each scheduled reconfiguration must have a duration of fifteen (15) minutes or more. The scheduled reconfiguration may not be repeated more than once in a twenty-four hour period. (T)

Scheduled Reconfiguration requires that the customer's NYNEX Enterprise Services be ordered in conjunction with NYNEX Enterprise Network Reconfiguration Service as set forth in Section 19. following. (C)

The rates and charges for Scheduled Reconfiguration are the rates and charges specified for NYNEX Enterprise Network Reconfiguration Service as set forth in Section 19. following. (C)

* New York Telephone only.

(This page filed under Transmittal No. 473)

Issued: September 25, 1997

Effective: October 10, 1997

ACCESS SERVICE

7. Special Access Service (Cont'd)7.2 Service Descriptions (Cont'd)7.2.13 NYNEX Enterprise Services* (Cont'd)

- (F) Optional Features and Functions (Cont'd) (T)
- (3) Reconfiguration Capability (Cont'd) (T)
- (c) Emergency Reconfiguration (C)
- Emergency Reconfiguration allows for the customer to plan for an (C)
emergency or failure which renders its NYNEX Enterprise Services (M)
inoperative. (C)
- With this option, NYNEX Enterprise Services may be reconfigured to an (T)
alternate configuration following an emergency (as defined by the (M)
customer) or failure which renders the service inoperative, provided (M)
the alternate configuration is not affected by the emergency or (M)
failure. The customer must have available adequate bandwidth (M)
capacity for the alternate configuration between the locations (M)
involved. Each NYNEX Enterprise Service may be included in several (M)
alternate configurations for different emergency conditions. The (T)
customer may also assign priority levels to each of the services. (M)
The priority level will determine the order in which the services are (M)
reconfigured. The Telephone Company will work cooperatively with the (M)
customer in determining the availability of such facilities. (M)

* New York Telephone only.

Certain regulations on this page formerly appeared on 3rd Revised Page 7-68.14.

Certain regulations previously found on this page can now be found on 2nd Revised
Page 7-68.16.

(This page filed under Transmittal No. 473)

Issued: September 25, 1997

Effective: October 10, 1997

ACCESS SERVICE

7. Special Access Service (Cont'd)7.2 Service Descriptions (Cont'd)7.2.13 NYNEX Enterprise Services* (Cont'd)(F) Optional Features and Functions (Cont'd) (T)(3) Reconfiguration Capability (Cont'd) (C)(c) Emergency Reconfiguration (Cont'd) (C)

A prearranged restoration plan must be created and maintained for use (C)
in the event of an emergency or failure. The restoration plan must (M)
include a primary configuration, the alternate configuration(s) and (M)
when appropriate the service priority level. In addition, when (M)
different alternate configurations are assigned for different (M)
emergency conditions, the customer must identify the condition along (M)
with its associated alternate configuration in the restoration plan. (M)

* New York Telephone only.

Certain regulations on this page formerly appeared on 1st Revised Page 7-68.15.

Certain regulations previously found on this page can now be found on 2nd Revised
Page 7-68.13.

(This page filed under Transmittal No. 473)

Issued: September 25, 1997

Effective: October 10, 1997

ACCESS SERVICE

7. Special Access Service (Cont'd)7.2 Service Descriptions (Cont'd)7.2.13 NYNEX Enterprise Services* (Cont'd)(F) Optional Features and Functions (Cont'd) (T)(3) Reconfiguration Capability (Cont'd)

(c) Emergency Reconfiguration (Cont'd) (C)

In the event of an emergency or failure, the Telephone Company will (M)
reconfigure the affected services in accordance with instructions (T)
previously provided by the customer in its restoration plan. (M)

Emergency Reconfiguration requires that the customer's NYNEX (C)
Enterprise Services be ordered in conjunction with NYNEX Enterprise (C)
Network Reconfiguration Service as specified in Section 19. (C)
following. (C)

The rates and charges for Emergency Planning are the rates and (C)
charges for NYNEX Enterprise Network Reconfiguration Service as (C)
specified in Section 19. following. (C)

* New York Telephone only.

Certain regulations on this page formerly appeared on 1st Revised Page 7-68.16.

Certain regulations previously found on this page can now be found on 4th Revised
Page 7-68.14.

(This page filed under Transmittal No. 473)

Issued: September 25, 1997

Effective: October 10, 1997

ACCESS SERVICE

7. Special Access Service (Cont'd)7.2 Service Descriptions (Cont'd)7.2.13 NYNEX Enterprise Services* (Cont'd)(F) Optional Features and Functions (Cont'd) (T)(4) Bandwidth on Request (C)

An arrangement which establishes additional temporary NES Fractional DS1 bandwidth between a customer designated premises and a NES Hub for a specified period of time. The time periods for which bandwidth on demand may be activated are 4 hours, 8 hours, 12 hours or 24 hours. (C)
(M)
(M)
(M)

Bandwidth on Request is subject to the availability of capacity within the transmission facilities connecting the customer designated premises and the Telephone Company Hub to which the bandwidth is requested. The customer must specify the total bandwidth desired (e.g., 512.0 kbps). The bit rate of the requested bandwidth, when combined with the bit rate of the bandwidth already being utilized, may not exceed the available capacity of the 1.544 Mbps facility. (C)
(M)
(M)
(C)
(C)
(C)
(C)

The rates and charges for use of the temporary bandwidth apply per point of termination and are determined by the time period specified by the customer and the data rate of the service provided. The customer may extend its use of the temporary bandwidth by combining two or more time periods in which case the charge for each time period will apply. For example, if eight hours of bandwidth on demand is ordered, the customer may combine the 8 hour time period with another time period of 12 hours to extend its use of the bandwidth to 20 hours. The charge to the customer will be the rates and charges for the initial time period of 8 hours and the charge for the additional time period of 12 hours. (C)
(C)
(C)
(M)
(M)
(M)
(M)
(M)
(C)
(M)
(M)

At the NES Hub, the temporary bandwidth may be connected to other temporary bandwidth of the same bandwidth capacity or groomed to available capacity of a higher bit rate NES channel as specified in (A) preceding. (M)
(M)
(M)
(M)

* New York Telephone only.

Certain regulations on this page formerly appeared on 1st Revised Page 7-68.13.

Certain regulations previously found on this page can now be found on 2nd Revised Page 7-68.15.

(This page filed under Transmittal No. 473)

Issued: September 25, 1997

Effective: October 10, 1997

ACCESS SERVICE

7. Special Access Service (Cont'd)7.2 Service Descriptions (Cont'd)7.2.13 NYNEX Enterprise Services* (Cont'd)(F) Optional Features and Functions (Cont'd) (T)(5) Network Emergency Planning (T)

(a) Dual Homing (T)

A Dual Homing arrangement allows NES channel terminations to be provided through a wire center other than the wire center that normally serves the customer's premises.

A Dual Homing arrangement consists of an alternate route channel termination between the customer designated premises and a wire center other than the normal serving wire center for that premises. The wire center associated with the alternate route will be specified by the Telephone Company. When applicable, the mileage used to determine the channel mileage rate for the Dual Homing channels is based on the wire center to which the Dual Homing channel termination is ordered.

A monthly rate applies for each channel termination provided to a wire center other than the wire center which would normally serve the customer premises. The monthly rate for Dual Homing applies for each channel termination in addition to all other rates and charges associated with the NES channel's alternate route.

* New York Telephone only.

(This page filed under Transmittal No. 473)

Issued: September 25, 1997

Effective: October 10, 1997

Vice President - Access and Network Interconnection Marketing
222 Bloomingdale Rd., White Plains, NY 10605

ACCESS SERVICE

7. Special Access Service (Cont'd)

7.2 Service Descriptions (Cont'd)

7.2.13 NYNEX Enterprise Services* (Cont'd)

(F) Optional Features and Functions (Cont'd)

(5) Network Emergency Planning (Cont'd)

(T)

(C)

(D)

(D)

(D)

(D)

(D)

(D)

(D)

(D)

(D)

(D)

(D)

(D)

(D)

(D)

(D)

(D)

* New York Telephone only.

(This page filed under Transmittal No. 473)

Issued: September 25, 1997

Effective: October 10, 1997

Vice President - Access and Network Interconnection Marketing
222 Bloomingdale Rd., White Plains, NY 10605

(T)

ACCESS SERVICE

7. Special Access Service (Cont'd)

7.2 Service Descriptions (Cont'd)

7.2.13 NYNEX Enterprise Services* (Cont'd)

(F) Optional Features and Functions (Cont'd)

(5) Network Emergency Planning (Cont'd)

(T)

(C)

(D)

(D)

(D)

(D)

(D)

(D)

(D)

(D)

(D)

(D)

(D)

(D)

(D)

(D)

(D)

(D)

(D)

(D)

(D)

(D)

(D)

(D)

(D)

* New York Telephone only.

(T)

(This page filed under Transmittal No. 473)

Issued: September 25, 1997

Effective: October 10, 1997

Vice President - Access and Network Interconnection Marketing
222 Bloomingdale Rd., White Plains, NY 10605

(T)

ACCESS SERVICE

7. Special Access Service (Cont'd)

7.2 Service Descriptions (Cont'd)

7.2.13 NYNEX Enterprise Services* (Cont'd)

(F) Optional Features and Functions (Cont'd)

(5) Network Emergency Planning (Cont'd)

(T)

(C)

(D)

(D)

(D)

(D)

(D)

(D)

(D)

(D)

(D)

(D)

(D)

(D)

(D)

(D)

(D)

(D)

(D)

(D)

(D)

(D)

(D)

(D)

(D)

(D)

(D)

(D)

(D)

(D)

(D)

(D)

(D)

* New York Telephone only.

(This page filed under Transmittal No. 473)

Issued: September 25, 1997

Effective: October 10, 1997

7. Special Access Service (Cont'd)

7.2.13 NYNEX Enterprise Services* (Cont'd)

(T)

(C)

(D)

(D)

(D)

(D)

(D)

(D)

(D)

(D)

(D)

(D)

(D)

(D)

(D)

(D)

(D)

(D)

(D)

(D)

(D)

(D)

(D)

(D)

(D)

(D)

(D)

(D)

(D)

(T)

Effective: October 10, 1997

Vice President - Access and Network Interconnection Marketing
222 Bloomingdale Rd., White Plains, NY 10605

ACCESS SERVICE

7. Special Access Service (Cont'd)7.2 Service Descriptions (Cont'd)7.2.13 NYNEX Enterprise Services* (Cont'd)(F) Optional Features and Functions (Cont'd) (T)(5) Network Emergency Planning (Cont'd) (C)

(b) Standby Circuits (N)

This optional feature provides for the customer's NES DS1 or NES DS3 Service to be protected by a standby (inactive) circuit which may be activated in the event of a service affecting failure at the customer's designated premises. A standby circuit must work in conjunction with one or more working (active) circuits allowing for interchanging a working circuit with the standby circuit in the event of a failure. The standby circuit may include only the portion of the service between the customer designated premises and the NES Hub or may include interoffice facilities between NES Hubs as well. Should an event occur at the customer designated premises which interrupts a working service, the customer must contact the Telephone Company SPOC to reconfigure the standby circuit to an active condition and to make the service which was previously working inactive. Only one of the circuits (i.e., a working or the standby) may be active at a time. Both the working service(s) and the standby service must be connected to NYNEX Enterprise Network Reconfiguration Service Network Access Ports as set forth in Section 19. following allowing for a working service to be interchanged with the standby service. (N)

The monthly rates for this optional feature include a standby channel termination, standby NRS Network Access Port as set forth in Section 31.19 following, and, when applicable, standby channel mileage. These rates apply in addition to the rates applicable to the primary (working) service(s). In addition, each working circuit must be connected to a non-standby NRS Network Access Port as set forth in Section 31.19.2(G) or (I) following. NYNEX Enterprise Network Reconfiguration SPOC Access as set forth in Section 19.4.1 following is also required. Access to the SPOC provides the customer with the ability to contact the Telephone Company SPOC attendant to interchange a working circuit with a standby circuit. (N)

* New York Telephone only. (T)

(This page filed under Transmittal No. 473)

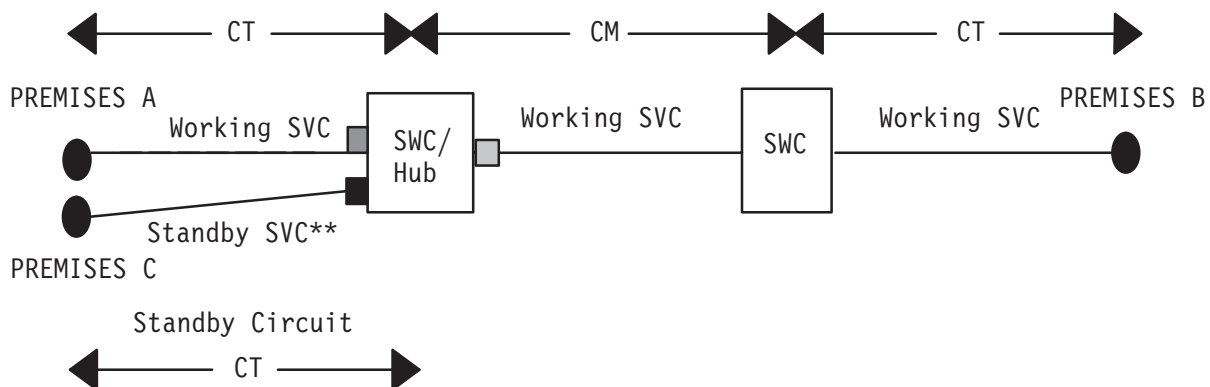
Issued: September 25, 1997

Effective: October 10, 1997

ACCESS SERVICE

7. Special Access Service (Cont'd)7.2 Service Descriptions (Cont'd)7.2.13 NYNEX Enterprise Services* (Cont'd)(F) Optional Features and Functions (Cont'd)(5) Network Emergency Planning (Cont'd)(b) Standby Circuits (Cont'd)

Example: NES connecting two customer designated premises, one of which is protected by a standby circuit



CT - Channel Termination

CM - Channel Mileage

SWC - Serving Wire Center

■ - NRS Standby Network Access Port

□ - NRS Network Access Port

Applicable Rate Elements Are:

- Channel Termination (2 applicable for the working service)

- Standby Channel Termination (1 applicable)

- Channel Mileage (1 section)

- NRS Standby Network Access Port (1 applicable)

- NRS Network Access Port (2 applicable)

* New York Telephone only.

** Requires NYNEX Enterprise Network Reconfiguration Service SPOC Access as set forth in Section 19.4.1(B)(4) following and Network Access Ports as set forth in Section 19.4.2 following.

(This page filed under Transmittal No. 473)

Issued: September 25, 1997

Effective: October 10, 1997

ACCESS SERVICE

7. Special Access Service (Cont'd)7.2 Service Descriptions (Cont'd)7.2.13 NYNEX Enterprise Services* (Cont'd)(F) Optional Features and Functions (Cont'd)

(T)

(7) Shared Billing Arrangement

(T)

A Shared Billing Arrangement allows for the connection of one or more Service Users' Special Access, Switched Access or Common Channel Signaling Access Services to a Host Customer's groomed NYNEX Enterprise DS1 or DS3 Service in Telephone Company wire centers designated as NES Hubs, with the Telephone Company maintaining separate records and billing for each. The Telephone Company will split the billing at the NES Hub for each service connected to the NYNEX Enterprise DS1 or DS3 service. Each customer will be billed for those rate elements associated with its own portion of the service configuration. Under no circumstances will the rates or charges for individual rate elements be split. This arrangement is only available when (1) a NES DS3 is groomed to a NES DS1; or (2) when a NES DS1 is groomed to a NES Fractional DS1, a NES DS0, a NES SDA, and/or a NES Voice service; or (3) a Switched Access or Common Channel Signaling Access Service is provided over a NYNEX Enterprise Service facility under regulations set forth in Section 5.2.7 preceding. Hubbing locations are set forth in the NATIONAL EXCHANGE CARRIER ASSOCIATION, INC., TARIFF F.C.C. No. 4.

(T)

Each customer may order its individual portion of the groomed service separately from the Telephone Company. However, the ordering customer must obtain and provide a copy of a signed letter(s) of authorization, as described in Section 5.2 preceding, to the Telephone Company when placing an order for a Shared Billing Arrangement. The letter of authorization must be signed by both the Host Customer and the Service User and include the Connecting Facility Assignment and Billing Account Number of the Host Customer's service.

Each customer will be billed the applicable tariff rates and charges set forth in Section 31. following for its individual service(s).

* New York Telephone only.

(This page filed under Transmittal No. 473)

Issued: September 25, 1997

Effective: October 10, 1997

ACCESS SERVICE

7. Special Access Service (Cont'd)7.2 Service Descriptions (Cont'd)7.2.13 NYNEX Enterprise Services* (Cont'd)(F) Optional Features and Functions (Cont'd) (T)(7) Shared Billing Arrangement (Cont'd) (T)

Each customer shall be responsible, when applicable, for reporting service outages for its portion of the groomed service. Out of service adjustments will be handled in accordance with Credit Allowance for Service Interruptions as set forth in Section 2.4.4 preceding. The Maintenance of Service charge applies, as set forth in Section 13.3.1 following, to the customer whose service is reported in trouble.

Under a Shared Billing Arrangement, the Telephone Company may share with the Host Customer record information pertaining to the groomed service(s) of the Service User(s). Such disclosure will be at the sole discretion of the Telephone Company as necessary to perform billing reconciliations or other functions required in connection with maintaining separate account records.

A customer may request a Shared Billing Arrangement for an existing NYNEX Enterprise DS1 or DS3 Service with an existing Service Discount Plan. The regulations pertaining to such requests are set forth in Section 7.4.10 following.

Section 7.4.11 contains rate regulations specific to Shared Billing Arrangements.

* New York Telephone only.

(This page filed under Transmittal No. 473)

Issued: September 25, 1997

Effective: October 10, 1997

ACCESS SERVICE

7. Special Access Service (Cont'd)7.2 Service Descriptions (Cont'd)7.2.13 NYNEX Enterprise Services* (Cont'd)(F) Optional Features and Functions (Cont'd) (T)(8) Corridor Service Single Ordering and Billing Option (T)

The Corridor Service Single Company Ordering and Billing Option enables the customer to place, with the Telephone Company, a single Access order for point to point NES DS1 and NES DS3 services provided between two customer designated premises in the New York-New Jersey Corridor.

The Telephone Company will be responsible for all provisioning and maintenance functions associated with the service(s) provided between the two Exchange Telephone Companies serving the New York- New Jersey Corridor including, but not limited to, arrangement for any provisioning and maintenance which involves the other Exchange Telephone Company.

In addition, the Telephone Company will provide a single monthly bill for the service(s) provided between the New York-New Jersey Corridor. The Telephone Company will apply the NES DS1 or NES DS3 channel termination and channel mileage monthly rate elements specified in Section 31. following to the end to end service. In addition, a Corridor Service Single Ordering and Billing Option monthly rate, as specified in Section 31.7 following, will apply per NES DS1 or NES DS3 service provided with the Corridor Service Single Ordering and Billing Option. Regulations specified in 7.4.1(C)(1) following will apply to the end to end service in the event that service is disconnected prior to satisfying the NES DS1 or NES DS3 nonrecurring charge recovery period.

Optional Features and Functions and Vertical Services (i.e., NRS or FRS), normally available with NES DS1 and DS3 service, will not be provided with services which are ordered under this option. (T)
(T)

* New York Telephone only.

(This page filed under Transmittal No. 473)

Issued: September 25, 1997

Effective: October 10, 1997

ACCESS SERVICE

7. Special Access Service (Cont'd)7.2 Service Descriptions (Cont'd)7.2.13 NYNEX Enterprise Services* (Cont'd)(G) Availability of Facilities (T)

NYNEX Enterprise Services, and when applicable, NES optional features and functions, are provided where suitable NES fiber optic facilities exist to provide such service. Where suitable NES fiber optic facilities do not exist, subject to the provisions of 2.1.4 Provision of Services, and 5.1.3 Special Construction preceding, NYNEX Enterprise Services will be provided within one year from receiving a customer's request for service or, in the case of special construction, within one year from the date the special construction agreement is signed by the customer or a mutually agreed upon alternative is found. (C)

The NATIONAL EXCHANGE CARRIER ASSOCIATION, INC. TARIFF F.C.C. NO. 4 identifies the serving wire centers through which NYNEX Enterprise Services are available, the bandwidth capacities available and the grooming functions performed in each wire center. (T)
(T)

(H) Rate Regulations (T)

Rates and charges for NYNEX Enterprise Services channel terminations apply per point of termination and are differentiated by type of service (e.g., analog or digital) and the bandwidth capacity involved. NYNEX Enterprise Services channel mileage, when applicable, applies as follows.

- (1) For two point service which is not groomed, channel mileage applies between the serving wire centers associated with the locations involved. (T)
(C)

- (2) For multipoint service, channel mileage applies between each customer designated premises and the NES Hub where the bridging function is performed. (T)

* New York Telephone only.

(This page filed under Transmittal No. 473)

Issued: September 25, 1997

Effective: October 10, 1997

ACCESS SERVICE

7. Special Access Service (Cont'd)7.2 Service Descriptions (Cont'd)7.2.13 NYNEX Enterprise Services* (Cont'd)(H) Rate Regulations (Cont'd)

- (3) For groomed services, channel mileage applies between the serving wire center associated with each customer designated premises, Expanded Interconnection multiplexing node or virtual collocation arrangement and the NES Hub where the grooming is performed, or between NES Hubs if grooming is performed at different NES Hubs. (C)
- (4) When NES provides the access to Frame Relay Service, channel mileage applies between the serving wire center associated with the customer designated premises, Expanded Interconnection multiplexing node, virtual collocation arrangement or NES Hub, as applicable, and the FRS Hub to which the service is connected. (C)
- (5) When NES is provided in conjunction with NYNEX Enterprise Network Reconfiguration Service, channel mileage applies between the serving wire center associated with the customer designated premises or NES Hub, as applicable, and the Telephone Company Hub where the NYNEX Enterprise Network Reconfiguration Service functions are performed.
- (6) For service provided through a NES Extension Hub, channel mileage, when applicable, will apply as NYNEX Enterprise Service channel mileage.

* New York Telephone only.

(This page filed under Transmittal No. 494)

Issued: April 2, 1998

Effective: ~~April 17, 1998~~
April 18, 1998

Vice President - Access and Network Interconnection Marketing
222 Bloomingdale Rd., White Plains, NY 10605

ACCESS SERVICE

7. Special Access Service (Cont'd)7.2 Service Descriptions (Cont'd)7.2.13 NYNEX Enterprise Services* (Cont'd)(H) Rate Regulations (Cont'd)

The rates and charges for NYNEX Enterprise Services are set forth in Section 31.7.15 following. When NYNEX Enterprise Services are provided in conjunction with NYNEX Enterprise Network Reconfiguration Service, the rates and charges for NYNEX Enterprise Network Reconfiguration Service as set forth in Section 31.19 following also apply. When NYNEX Enterprise Services provide the access to Frame Relay Service, the rates and charges for Frame Relay Service as set forth in Section 31.17.3 following also apply.

At the option of the customer, NYNEX Enterprise Services may be provided under a Service Discount Plan as specified in 7.4.10 following or a Commitment Discount Plan as specified in 25.1 following.

(C)
(C)

When service is configured with Voice Grade Service, DIGIPATH digital service II or High Capacity Service through a serving wire center which has been designated as a NES Extension Hub, the applicable channel termination rates and charges for the type of service being provided apply for the portion of the service between the customer designated premises and the associated serving wire center (NES Extension Hub). The rates and charges for Voice Grade Service, DIGIPATH digital service II and High Capacity Service channel terminations are set forth in 31.7.3, 31.7.12 and 31.7.9 following, respectively.

Minimum period requirements and nonrecurring charge liability requirements will not be affected by changes to NYNEX Enterprise Services performed in compliance with the Telephone Company's deployment of facilities suitable for the provision of NES as set forth in (B) preceding.

* New York Telephone only.

(This page filed under Transmittal No. 502)

Issued: June 15, 1998

Effective: June 30, 1998

ACCESS SERVICE

7. Special Access Service (Cont'd)7.2 Service Descriptions (Cont'd)7.2.14 Advanced Video Services(A) Advanced Uncompressed Digital Video Service(1) Channel Description

Advanced Uncompressed Digital Video Service (AUDVS) is a channel with one-way optical transmission capability of multiple, uncompressed, 8 bit or 10 bit encoded standard 525 line/60 field monochrome, or National Television Systems Committee (NTSC) color, video signals and their associated audio signals. When arranged with 8 bit encoding, each video signal within the AUDVS channel includes up to two associated 20 kHz audio signals or one Broadcast Television Systems Committee (BTSC) stereo audio signal. When arranged with 10 bit encoding, each video signal within the AUDVS channel includes up to four associated 20 kHz audio signals.

(Z)

(Z)

AUDVS channels are provided between customer designated premises for two-point configurations or between customer designated premises and a Telephone Company Hub where service may be bridged into a multipoint configuration.

(This page filed under Transmittal No. 399)

Issued: November 21, 1995

Effective: January 5, 1996

ACCESS SERVICE

7. Special Access Service (Cont'd)7.2 Service Descriptions (Cont'd)7.2.14 Advanced Video Services (Cont'd) (N)(A) Advanced Uncompressed Digital Video Service (Cont'd) (N)(1) Channel Description (Cont'd) (N)

The Telephone Company will deploy the necessary video enabling equipment in order to satisfy the customer's order for its video and audio signal requirements. The customer must specify the audio signal(s) which are to be associated with each video signal within the AUDVS channel. The number and type of audio signal(s) are a function of the channel interface selected by the customer. Each video signal and its associated audio signal(s) will be designated as a channel termination for the purpose of applying the regulations and rates and charges for AUDVS as follows. (N)

- Transmit Channel Termination (First or Additional) (N)

The Transmit Channel Termination allows one video signal and its associated audio signal(s) to be transmitted, or originated, over the AUDVS channel to one or more Receive Channel Terminations. (N)

- Receive Channel Termination (First or Additional) (N)

The Receive Channel Termination allows receipt of one incoming video signal and its associated audio signal(s). (N)

- Dual Transit Channel Termination (N)

The Dual Transmit Channel Termination allows the identical video and audio signals of one AUDVS channel to be transmitted over a second AUDVS channel. The Dual Transmit Channel Termination will also allow the identical video and audio signals which are received over one AUDVS channel to be retransmitted over a second AUDVS channel. In either case, the Dual Transmit Channel Termination will apply in lieu of any applicable Transmit Channel Terminations which would normally be required to transmit the video and audio signals over the second channel. (N)

(This page filed under Transmittal No. 339)

Issued: October 17, 1994

Effective: December 1, 1994

ACCESS SERVICE

7. Special Access Service (Cont'd)7.2 Service Descriptions (Cont'd)7.2.14 Advanced Video Services (Cont'd)

- (A) Advanced Uncompressed Digital Video Service (Cont'd) (N)
- (1) Channel Description (Cont'd) (N)
- Dual Transmit Channel Termination (Cont'd) (N)
- The Dual Transmit Channel Termination is available only where two (N)
AUDVS channels are provided at the same customer designated (N)
premises. One channel shall utilize the Dual Transmit Channel (N)
Termination and the other channel must utilize the applicable (N)
Transmit or Receive Channel Terminations required for the number of (N)
video signals provided. (N)
- AUDVS will be provided where suitable single mode fiber optic (N)
facilities exist to provide such service. Where suitable single mode (N)
fiber optic facilities do not exist, subject to the provisions of (N)
2.1.4 Provision of Services, and 5.1.3 Special Construction preceding, (N)
AUDVS will be provided within one year from receiving a customer's (N)
request for service, or in the case of special construction, within (N)
one year from the date the special construction agreement is signed by (N)
the customer. (N)
- The technical specifications for AUDVS are delineated in Technical (N) (x)
Publications TR-INS-000342, TR-NPL-000337 and TR-TSV-000338, Issue No. (N) (x)
2. (N) (x)
- At the option of the customer, AUDVS may be provided under a Service (N)
Discount Plan as set forth in 7.4.10 following. (N)
- (2) Optional Features and Functions (N)
- (b) Video Bridging (USOC BCNVD) (N)
- Video bridging enables AUDVS to be provided in a multipoint service (N)
configuration. With Video Bridging, the same video signal that is (N)
transmitted from one customer designated premises is received by all (N)
other customer designated premises included in the multipoint (N)
arrangement. Bridging of AUDVS channels will be performed at (N)
Telephone Company Hubs. For the purpose of Video Bridging, all (N)
Telephone Company serving wire centers have been designated as (N)
Telephone Company Hubs. (N)
- (x) Issued under authority of Special Permission No. 94-1166 of the Federal
Communications Commission.
(This page filed under Transmittal No. 339)

Issued: October 17, 1994

Effective: December 1, 1994

ACCESS SERVICE

7. Special Access Service (Cont'd)7.2 Service Descriptions (Cont'd)7.2.14 Advanced Video Services (Cont'd)(A) Advanced Uncompressed Digital Video Service (Cont'd)(3) Channel Interfaces

The following channel interfaces (CIs) define the manner of provision and number of audio signal(s) associated with a AUDVS channel:

<u>CI</u>	<u>Description</u>	
4TV6-0	Video signal only (no audio)	
4TV6-20	Video and one 20 kHz audio signal	(D)
4TV6-17	Video and one composite BTSC stereo audio signal	
6TV6-20	Video and two 20 kHz audio signals	(D)
10TV6-20	Video and four 20 kHz audio signals	(T)

Compatible channel interfaces are set forth in 7.3.5(N) following.

(This page filed under Transmittal No. 410)

Issued: March 20, 1996

Effective: May 4, 1996

ACCESS SERVICE

7. Special Access Service (Cont'd)7.2 Service Descriptions (Cont'd)7.2.14 Advanced Video Services (Cont'd)(B) Advanced Broadcast Video Service (N)(1) Channel Description (N)

Advanced Broadcast Video Service (ABVS) is a digital channel with (N)
one-way or two-way transmission capability at a rate of 44.736 Mbps (N)
for a standard 525 line/60 field monochrome, or National Television (N)
Systems Committee (NTSC) color, video signal of broadcast quality and (N)
up to four associated 15 kHz audio signals. The audio signals are (N)
provided as one, up to four, separate channels as specified by the (N)
channel interface selected by the customer. (N)

(This page filed under Transmittal No. 339)

Issued: October 17, 1994

Effective: December 1, 1994

Vice President - Access and Network Interconnection Marketing
222 Bloomingdale Rd., White Plains, NY 10605

(T)

ACCESS SERVICE

7. Special Access Service (Cont'd)

7.2 Service Descriptions (Cont'd)

7.2.14 Advanced Video Services (Cont'd)

(B) Advanced Broadcast Video Service (Cont'd)

(1) Channel Description (Cont'd)

ABVS channels are provided on a full-time or part-time basis between customer designated premises or between a customer designated premises and a Telephone Company Hub where compatible ABVS channels may be connected together into a Hubbing Arrangement. The hubbing arrangement may not include services other than ABVS.

The technical specifications for ABVS channels are delineated in Technical Publications NTR-74415, Issue No. 1, TR-INS-000342, TR-NPL-000337 and TR-TSV-000338, Issue No. 2.

ABVS will be provided with baseband interfaces or a combination of baseband and digital interfaces. Each ABVS channel must include at least one baseband interface as specified by the channel interface selected by the customer. The channel interface also specifies the receipt, or hand-off, of the video and associated audio signal(s) at the customer designated premises.

(D)
(D)

(This page filed under Transmittal No. 399)

Issued: November 21, 1995

Effective: January 5, 1996

Vice President - Access and Network Interconnection Marketing
222 Bloomingdale Rd., White Plains, NY 10605

ACCESS SERVICE

7. Special Access Service (Cont'd)7.2 Service Descriptions (Cont'd)7.2.14 Advanced Video Services (Cont'd)(B) Advanced Broadcast Video Service (Cont'd) (N)(1) Channel Description (Cont'd) (N)

The customer may request that compatible Full-time and/or Part-time
ABVS channels be connected together at a Telephone Company Hub. The
Telephone Company will establish the following service configurations
involving ABVS channels. (N)

Full-time to Full-time (N)

Full-time to Part-time (N)

Part-time to Part-time (N)

The charge for each service connected shall be the charge specified
for Other Labor as set forth in Section 13.2.5 following. (N)

(2) Reserved for Future Use (N)

(This page filed under Transmittal No. 339)

Issued: October 17, 1994

Effective: December 1, 1994

ACCESS SERVICE

7. Special Access Service (Cont'd)7.2 Service Descriptions (Cont'd)7.2.14 Advanced Video Services (Cont'd)(B) Advanced Broadcast Video Service (Cont'd)(3) Channel Interfaces

The following channel interfaces (CIs) define the manner of provision and number of audio signal(s) associated with an ABVS channel:

<u>CI</u>	<u>Description</u>
4TV6-15	Video and one 15kHz audio signal
4TV6-15A	Video and one 15kHz audio signal
4DS6-44A	Digitized Video and one 15kHz audio signal
6TV6-15	Video and two 15 kHz audio signals
6TV6-15A	Video and two 15 kHz audio signals
6DS6-44A	Digitized Video and two 15kHz audio signals
8TV6-15A	Video and three 15 kHz audio signals
8DS6-44A	Digitized Video and three 15kHz audio signals
10TV6-15A	Video and four 15 kHz audio signals
10DS6-44A	Digitized Video and four 15kHz audio signals

(D)

Compatible channel interfaces are set forth in 7.3.5(N) following.

(This page filed under Transmittal No. 362)

Issued: January 12, 1995

Effective: February 26, 1995

Vice President - Access and Network Interconnection Marketing
222 Bloomingdale Rd., White Plains, NY 10605

ACCESS SERVICE

7. Special Access Service (Cont'd)7.2 Service Descriptions (Cont'd)7.2.14 Advanced Video Services (Cont'd)(C) Serial Component Video Service (N)(1) Channel Description (N)

Serial Component Video Service (SCVS or D1 Service) is a broadband, (N)
digital video transport channel with one-way transmission capability (N)
of 270 Mbps high quality video as defined in American National (N)
Standard Institute/The Society of Motion Picture and Television (N)
Engineers (ANSI/SMPTE) Standard 259M. This standard describes a (N)
serial digital interface for System M, 525 line/60 field National (N)
Television Systems Committee (NTSC) digital television equipment (N)
operating with 4:2:2 serial component signals that conform to (N)
ANSI/SMPTE 259M-1997 serial digital format. The service may include (N)
up to four 20 kHz Audio Engineering Society (AES)/European (N)
Broadcasting Union (EBU) digital audio signals. (N)

SCVS is provided over digital network facilities between the customer (N)
designated premises involved. Where suitable facilities are not (N)
available to provide SCVS, Special Construction charges as set forth (N)
in Section 5.1.3 preceding may apply. At the customer designated (N)
premises, the Telephone Company will install coaxial cable for the (N)
transmission facilities within the building up to the channel (N)
interface. The channel interface enables delivery of digital audio (N)
signals which are embedded in the digital transmission stream. The (N)
customer is responsible for embedding the audio and ancillary data in (N)
the digital transmission. The quality of the video signal may be (N)
impaired if the distance of the coaxial cable results in transmission (N)
parameters which are not within the limits specified in the technical (N)
publication set forth in (2) following. (N)

(2) Technical Specifications (N)

The technical specifications for SCVS are delineated in Technical (N) (x)
Publications ANSI/SMPTE 259M - 1997. (N) (x)

The Telephone Company will only accept a 75-ohm impedance interface (N)
to/from customer-provided, high quality coaxial cable that meets (N)
Telephone Company transmission requirements. (N)

(x) Issued under authority of Special Permission No. 98-253 of the Federal
Communications Commission.

(This page filed under Transmittal No. 529)

Issued: November 13, 1998

Effective: November 28, 1998

ACCESS SERVICE

7. Special Access Service (Cont'd)7.2 Service Descriptions (Cont'd)7.2.14 Advanced Video Services (Cont'd)(C) Serial Component Video Service (Cont'd) (N)

(3) Channel Interfaces (N)

The following channel interface (CI) defines the provision and number
of audio signal(s) associated with SCVS. (N)

<u>CI</u>	<u>Description</u>	
02TD6.E	Uncompressed serial component digital video	(N)
	transport with ancillary channels through the	(N)
	serial digital interface	(N)

Compatible channel interfaces are set forth in 7.3.5(N) following. (N)

(4) Rate Regulations (N)

A channel termination rate applies for each termination of SCVS on a
Transmit only or Receive only basis. Included as part of the channel
termination is the use of up to twenty-five (25) feet of coaxial cable
from the point at which the video service enters the customer's
building to the channel interface. In the event that the customer
requests that the Telephone Company extend the location of the channel
interface beyond 25 feet, and the Telephone Company agrees to extend
the communications path, the charges set forth for Other Labor in
Section 13.2.5 following will apply for the extended portion of the
communications path. The extended communications path is subject to
distance limitations which are specific to the communications path
being extended. (N)

The Channel Mileage rate element applies on a fixed and per mile basis
for the transmission facilities between the serving wire centers of
the premises involved and is subject to the mileage bands specified in
Section 31.7.16 following. (N)

SCVS is subject to the Access Order regulations set forth in Section
5. preceding. (N)

The minimum period for SCVS is one year, subject to the regulations
set forth in Section 5.2.5 preceding. (N)

(This page filed under Transmittal No. 529)

Issued: November 13, 1998

Effective: November 28, 1998

ACCESS SERVICE

7. Special Access Service (Cont'd)7.2 Service Descriptions (Cont'd)7.2.15 Channel Extension Service

(A) General

Channel Extension Service provides broadband transmission of data between mainframe computers and peripheral devices at a data rate of 200 Mbps conforming to the ESCON® protocol. Channel Extension Service is provided between customer designated premises at which the customer must provide the Telephone Company with a 200 Mbps ESCON signal which conforms to the specification delineated in the technical references specified in (C) following.

Each Channel Extension Service channel consists of two fiber optic strands connecting the network interfaces at the customer designated premises involved. The Telephone Company cannot guarantee the successful performance of this service when the distance between the premises involved exceeds 20 kilometers or when transmission loss is greater than 14db. In these instances, a repeater is required. The maximum distance from end to end is approximately 43 kilometers and the maximum number of repeaters per channel is one. The Telephone Company will determine the wire center in which such repeater will be utilized.

The Telephone Company will provide monitoring of the ESCON signal to the parameters specified in the technical specifications for the service.

- (x) Material scheduled to become effective May 22, 1998 under Transmittal No. 499.
- (y) Issued on not less than 1 day's notice under authority of Special Permission No. 98-106 of the Federal Communications Commission.

(This page filed under Transmittal No. 500)

Issued: May 21, 1998

Effective: May 22, 1998

ACCESS SERVICE

7. Special Access Service (Cont'd)7.2 Service Descriptions (Cont'd)7.2.15 Channel Extension Service

(S) (x)

(B) Service Availability

(S) (x)

Channel Extension Service is available where suitable single mode fiber optic facilities exist to provide such service. Where suitable facilities do not exist to provide the service, the Telephone Company may require that facilities be specially constructed subject to the provisions set forth in Sections 2.1.4, Provision of Services, and 5.1.3, Special Construction, preceding.

(S) (x)

(S) (x)

(S) (x)

(S) (x)

(S) (x)

(S) (x)

Network maintenance and network upgrades for Channel Extension Service are performed between 11:00pm and 8:00am. At times, during the hours of maintenance activity, it will be necessary to place a customer's service in an inactive (out of service) condition. The amount of time that this scheduled out of service condition exist is called a "maintenance window". The Telephone Company will provide notice to the customer prior to the maintenance window. Down time during a maintained window does not qualify for credit allowance as a service outage.

(C) (y)

(C) (y)

(C) (y)

(C) (y)

(C) (y)

(C) (y)

(C) (y)

(C) (y)

(C) Technical Specifications

(S) (x)

The technical specifications for Channel Extension Service are delineated in Technical References Enterprise System Architecture (ESA)/390 ESCON I/O Interface Physical Layer SA23-0394-00, Enterprise Systems Architecture/390 ESCON I/O Interface SA22-7202-02, GA23-0383 and ANSI X3.271 Fibre Channel Single-byte Command Code Sets Connection Architecture (SBCON).

(S) (x)

(S) (x)

(S) (x)

(S) (x)

(S) (x)

(S) (x)

(x) Material scheduled to become effective May 22, 1998 under Transmittal No. 499.

(y) Issued on not less than 1 day's notice under authority of Special Permission No. 98-106 of the Federal Communications Commission.

(This page filed under Transmittal No. 500)

Issued: May 21, 1998

Effective: May 22, 1998

ACCESS SERVICE

7. Special Access Service (Cont'd)7.2 Service Descriptions (Cont'd)7.2.15 Channel Extension Service (Cont'd)

- | | | |
|-----|---|---|
| | | (S) (x) |
| (D) | Channel Interfaces | (S) (x) |
| | The channel interface for Channel Extension Service is 02FCF.20. | (S) (x) |
| (E) | Rate Regulations | (S) (x) |
| (1) | The rates and charges for Channel Extension Service include channel termination, channel mileage and repeater rate elements which apply in accordance with the rate regulations set forth in Section 7.4.9(C) following. Channel Extension Service is provided under a 3 year term plan or a 5 year term plan as selected by the customer. The rates and charges for Channel Extension Service are shown as a 3 year rate or a 5 year rate which applies each month during the term selected by the customer. | (S) (x)
(S) (x)
(S) (x)
(S) (x)
(S) (x)
(S) (x)
(S) (x) |
| (2) | At any time prior to the expiration of the selected term plan, the customer may change its 3 year term plan to a 5 year term plan by cancelling the 3 year term plan and establishing a new 5 year term plan. Early Termination Charges as set forth in 7.4.1(D) following will not apply to the cancelled 3 year term plan. | (S) (x)
(S) (x)
(S) (x)
(S) (x)
(S) (x) |
| (3) | At the expiration of the term plan, the customer's Channel Extension Service will automatically be renewed at the currently effective 3 year or 5 year rate, as applicable, or the customer may subscribe to a new term plan. | (C) (y)
(C) (y)
(C) (y)
(C) (y) |
| (4) | The minimum period for Channel Extension Service is 3 years. | (S) (x) |

(x) Material scheduled to become effective May 22, 1998 under Transmittal No. 499.

(y) Issued on not less than 1 day's notice under authority of Special Permission No. 98-106 of the Federal Communications Commission.

(This page filed under Transmittal No. 500)

Issued: May 21, 1998

Effective: May 22, 1998

ACCESS SERVICE

7. Special Access Service (Cont'd)7.2 Service Descriptions (Cont'd)7.2.16 Facilities Management Service

(A) General

Facilities Management Service (FMS) is a service option that provides for Telephone Company management of engineering and design of a customer's Special Access Service network from the customer's designated primary premises location(s) to serving wire centers of secondary locations within the same LATA. With FMS, the Telephone Company assumes responsibility for the facility assignment and routing of the customer's dedicated circuits over the Telephone Company's Special Access Service network in order to maximize network efficiencies and to optimize economic efficiencies.

(B) Definitions

The following definitions are specific to FMS and are in addition to the definitions set forth in Section 2.6 preceding.

DS0 Equivalency

The term "DS0 Equivalency" denotes a measure of DS0 channels which are the basic building block for high capacity digital services. The DS0 equivalency for the service levels provided with FMS are as follows.

<u>Service Level</u>	<u>DS0 Equivalency</u>
DS3 High Capacity	672
DS1 High Capacity	24
DIGIPATH digital service II	1
Voice Grade Service	1

FMS Entrance Facility

The term "FMS Entrance Facility" denotes the transmission facilities between a customer's network interface at its designated primary premises and the associated serving wire center.

(This page filed under Transmittal No. 503)

Issued: June 15, 1998

Effective: June 30, 1998

ACCESS SERVICE

7. Special Access Service (Cont'd)7.2 Service Descriptions (Cont'd)7.2.16 Facilities Management Service (Cont'd)

(B) Definitions (Cont'd)

Network Interface

The term "Network Interface" denotes the interface point at a customer's designated primary premises where connection is made between the FMS network and the customer's network. FMS network interfaces include electrical DS1 and DS3.

Primary Premises

The term "Primary Premises" denotes a location (i.e., customer designated premises or Expanded Interconnection multiplexing node) designated by the customer where an FMS circuit/channel is either originated or terminated. Only one end of the circuit can be designated a primary premises. Such primary premises must meet the criteria for one of the following two types as follows.

Type 1: a location with an FMS Entrance Facility of a minimum of 672 Special Access in-service DS0 equivalent channel terminations provided over an electrical DS3 network interface(s), or an Expanded Interconnection multiplexing node with service cross-connected at the DS3 level and an electrical DS3 interface.

Type 2: a location with an FMS Entrance Facility of a minimum of 144 Special Access in-service DS0 equivalent channel terminations provided over DS1 network interface(s), or an Expanded Interconnection multiplexing node with service cross-connected at the DS1 level and a DS1 interface.

Secondary Premises

The term "Secondary Premises" denotes a customer designated premises other than the primary premises. Secondary premises are not included as part of FMS.

(This page filed under Transmittal No. 503)

Issued: June 15, 1998

Effective: June 30, 1998

Vice President - Access and Network Interconnection Marketing
222 Bloomingdale Rd., White Plains, NY 10605

ACCESS SERVICE

7. Special Access Service (Cont'd)7.2 Service Descriptions (Cont'd)7.2.16 Facilities Management Service (Cont'd)

- (C) Service Description (N)
- With FMS, Voice Grade, DIGIPATH digital service II and High Capacity Special Access Services are provided to the customer over discrete channels. Engineering of the service from the FMS entrance facility at the customer's designated primary premises to the serving wire center connection of the customer's secondary premises is done by the Telephone Company over its Special Access network. The customer may not designate the channel assignment of a High Capacity Service facility or its routing over the Telephone Company's network. (N)
- FMS provides the customer with an alternative to being responsible for management of its network of standard Special Access Service channels. (N)
- FMS is available in all of the Telephone Company's operating territories and is provided on a LATA-wide basis. (N)
- Facilities Management Service is provided on a month-to-month basis or, at the option of the customer, under a three year term plan or a five year term plan. The minimum period for FMS is one year. (N)
- (D) Minimum Service Requirements (N)
- The customer must have at least one premises within a LATA which is designated as its primary premises for FMS as defined in (B) preceding. (N)
- All services terminated at the customer's designated primary premises and the associated Voice Grade, DIGIPATH digital service II or High Capacity Special Access Services must be included in the FMS plan for that LATA. However, a single plan may not include a mix of Type 1 and Type 2 primary premises as defined in (B) preceding. (N)
- The minimum requirements for Type 1 or Type 2 Primary Premises are as set forth in (B) preceding. (N)

(This page filed under Transmittal No. 503)

Issued: June 15, 1998

Effective: June 30, 1998

Vice President - Access and Network Interconnection Marketing
222 Bloomingdale Rd., White Plains, NY 10605

ACCESS SERVICE

7. Special Access Service (Cont'd)7.2 Service Descriptions (Cont'd)7.2.16 Facilities Management Service (Cont'd) (N)

(E) Terms and Conditions (N)

- (1) In its initial order for FMS, the customer will designate the LATA, type of primary premises and whether FMS will be provided on a month-to-month basis or under a term plan as selected by the customer. (N)
(N)
- (2) Only one FMS plan is allowed per LATA. The plan may be provided on a month-to-month basis or under a single term commitment as selected by the customer, but not both. (N)
(N)
(N)
- (3) When FMS is provided under a term plan of 3 or 5 years the customer must maintain an annual minimum of ninety percent (90%) of the initial commitment of DS0 equivalent services for the preceding twelve months. The Telephone Company will conduct a true-up which compares the average number of DS0 equivalents actually in service over the preceding twelve months to the annual minimum of ninety percent (90%) of the initial commitment. (N)
(N)
(N)
(N)
(N)
(N)
- (4) In the event that the annual average number of DS0 equivalent services falls below 90% of the commitment level for the plan, the customer has the following options. (N)
(N)
(N)
- (c) Buy down the commitment level by paying termination liability on the shortfall between the commitment level and the annual average for the preceding 12 months. Termination liability is as set forth in (G)(3) following. The new commitment level may not be less than the minimum service requirements for FMS as described for Type 1 or Type 2 Primary Premises in (B) preceding; or (N)
(N)
(N)
(N)

(This page filed under Transmittal No. 503)

Issued: June 15, 1998

Effective: June 30, 1998

Vice President - Access and Network Interconnection Marketing
222 Bloomingdale Rd., White Plains, NY 10605

ACCESS SERVICE

7. Special Access Service (Cont'd)7.2 Service Descriptions (Cont'd)7.2.16 Facilities Management Service (Cont'd)

(E) Terms and Conditions (Cont'd)

(4) (Cont'd)

- (d) Retain the original commitment level and pay 12 months of charges for the DS0 equivalent shortfall using the customer's average DS0 rate based on the previous 12 months billing. The Telephone Company will calculate the shortfall charges as follows.

(Step 1) The Telephone Company will calculate the average number of DS0 equivalent channel terminations which were in-service over the preceding twelve months by summing the actual number of DS0 equivalent channel terminations for each of the last twelve months and dividing by twelve. The resulting number represents the average DS0 equivalent channel terminations per month.

(Step 2) The Telephone Company will calculate the average DS0 rate for an equivalent DS0 by first summing the total monthly charges associated with each DS0 which was in-service over the preceding twelve months and dividing by twelve. The resulting amount is then divided by the average monthly DS0 equivalent channel terminations determined in Step 1.

(Step 3) The Telephone Company will determine the shortfall by subtracting the average number of DS0 equivalent channel terminations determined in Step 1 from the number of DS0 equivalent channel terminations in the original commitment level, and multiplying the difference by the average rate per DS0 equivalent determined in Step 2. The resulting amount is the shortfall charge due from the customer. Such charge is not subject to any late payment factor as specified in Section 2.4.1 preceding.

- (e) Apply Time In-Service Credits (TISCs) as set forth in (G)(1) following to offset the shortfall.

(This page filed under Transmittal No. 503)

Issued: June 15, 1998

Effective: June 30, 1998

ACCESS SERVICE

7. Special Access Service (Cont'd)7.2 Service Descriptions (Cont'd)7.2.16 Facilities Management Service (Cont'd) (N)

(E) Terms and Conditions (Cont'd) (N)

- (5) If the FMS term plans in multiple LATAs share a common expiration date and the same type of primary premises, the associated commitment levels will be aggregated into a single total. Fulfillment of the commitment level will be determined as stated in (E)(3) preceding; however, the calculation will be on the aggregate level for all eligible LATAs. (N)
- (6) The customer will provide either DS1 or electrical DS3 network interfaces at each primary premises. (N)
- (7) The FMS customer, when ordering Voice Grade Service, DIGIPATH digital service II or High Capacity Service, must specify the type of service and the locations involved, one of which must be a primary premises. (N)
- (8) The Telephone Company will designate all Connecting Facility Assignments (CFAs) for services in the FMS plan and supply the customer with the CFA for such services. (N)
- (9) The Telephone Company will provide the same service intervals and quality standards for services in an FMS plan as are provided for non-FMS Special Access Services. (N)
- (10) When both Switched Access Service and Special Access Service terminate at the same primary premises, the Telephone Company will apply a Switched Access Service offset in the determination of the applicable rate band of FMS Channel Termination charges. This offset will be calculated by including up to seventy-five percent (75%) of the Feature Group B and D trunks in the DS0 equivalency total with each trunk being counted as a single DS0 equivalent. FMS rate bands are as set forth in Section 31.7.18 following. (N)

(This page filed under Transmittal No. 503)

Issued: June 15, 1998

Effective: June 30, 1998

ACCESS SERVICE

7. Special Access Service (Cont'd)7.2 Service Descriptions (Cont'd)7.2.16 Facilities Management Service (Cont'd)

(E) Terms and Conditions (Cont'd)

(11) FMS is not applicable to the following services and service options:

- NYNEX Enterprise SONET Private Network Service
- NYNEX Enterprise Services
- Enterprise SONET Service
- Services provided under a Service Discount Plan or a Commitment Discount Plan, except as specified in (13) following
- Central Office Multiplexing optional features or BSEs
- Automatic Loop Transfer
- Transfer Arrangement
- Special Access Service not specified in (B) preceding
- Premises other than Primary Premises as defined in (B) preceding
- Service provided under a Shared Billing Arrangement as specified in Section 5.2 preceding, except as specified in (12) following.

(12) Services provided under FMS may not be included in Shared Billing Arrangements. Any service already provided under a Shared Billing Arrangement at the time of subscription to FMS must be converted within the first twelve months of the effective date of establishing FMS.

Prior to conversion, such services will not be included in the DSO calculation to determine the customer's FMS Rate Band for billing of Primary Premise channel terminations. However, these services will be billed at the same FMS rates as those applicable to the customer's other services provided under FMS.

The customer must remove the Shared Billing Arrangements prior to the end of the one year transition period. The Telephone Company will notify the customer sixty (60) days prior to the end of the transition period of any Shared Billing Arrangements that remain on the customer's account. Failure to eliminate such arrangements will result in termination of service with termination liability charges being applied.

(This page filed under Transmittal No. 503)

Issued: June 15, 1998

Effective: June 30, 1998

ACCESS SERVICE

7. Special Access Service (Cont'd)7.2 Service Descriptions (Cont'd)7.2.16 Facilities Management Service (Cont'd)

(E) Terms and Conditions (Cont'd)

- (13) The Alternate Serving Wire Center optional feature may be provided on services included in the FMS rate plan. Channel terminations to secondary locations and this optional feature must be provided under either a Service Discount Plan or a Commitment Discount plan with a commitment period equal to that of the associated service provided under FMS.

(F) Application of Rates

At the customer's option, FMS is provided on a month-to-month basis, under a 3 year term plan or under a 5 year term plan. The rates for FMS include Standard FMS Channel Terminations, Office FMS Channel Terminations, FMS Channel Mileage, FMS Multiplexing and a rate per DS0 equivalent for Administration. The rates and charges for any other service or option not provided under the FMS rate plan are subject to the rates and charges for the type of service or option being provided. The FMS rate elements and the manner in which such elements apply are described in 1 through 5 following.

(5) Primary Premises Standard Channel Termination

The Primary Premises Standard Channel Termination is a DS0 equivalent channel provided over the FMS entrance facilities connecting the customer's primary premises to its serving wire center. At the customer's primary premises, standard channel terminations will be terminated over either an electrical DS3 interface or a DS1 interface.

The DS0 channel terminations provided over a DS3 interface are differentiated as being one of the initial 0 through 672 DS0 equivalent channel terminations, for which a flat rate applies, or as being one the the DS0 channel terminations over the initial 672, for which a rate for each DS0 equivalent channel over 672 DS0 equivalent channel terminations applies as specified in Section 31.7.18. For term plan billing, a rate per DS0 equivalent channel applies for each DS0 channel termination provided and is further subject to the rate bands specified in Section 31.7.18(B)(1) following.

(This page filed under Transmittal No. 503)

Issued: June 15, 1998

Effective: June 30, 1998

ACCESS SERVICE

7. Special Access Service (Cont'd)7.2 Service Descriptions (Cont'd)7.2.16 Facilities Management Service (Cont'd)

(F) Application of Rates (Cont'd)

(1) Primary Premises Standard Channel Termination (Cont'd)

The DS0 channel terminations provided over a DS1 interface are differentiated as being one of the initial 0 through 144 DS0 equivalent channel terminations, for which a flat rate applies, or as being one of the DS0 channel terminations over the initial 144, for which a rate for each DS0 equivalent channel over 144 DS0 equivalent channel terminations applies as specified in Section 31.7.18 following.

(2) Primary Premises Office Channel Termination

The Primary Premises Office Channel Termination provides for termination of FMS channel terminations to an Expanded Interconnection multiplexing node. At the customer's multiplexing node designated as its primary premises, office channel terminations will be terminated over an electrical DS3 interface or a DS1 interface.

For the DS3 interface, the rates for the primary premises office channel terminations are differentiated as being one of the initial 672 DS0 equivalent channel terminations, for which a flat rate applies, or as being one of the DS0 channel terminations over the initial 672, for which a rate for each DS0 equivalent channel over 672 DS0 equivalent channel terminations applies as specified in Section 31.7.18 following. The rates are further differentiated by the type of billing arrangement (i.e., month-to-month billing or term plan billing).

For the DS1 interface, the rates for the primary premises office channel terminations are differentiated as being one of the initial 144 DS0 equivalent channel terminations, for which a flat rate applies, or as being one of the DS0 channel terminations over the initial 144, for which a rate for each DS0 equivalent channel over 144 DS0 equivalent channel terminations applies as specified in Section 31.7.18 following. The rates are further differentiated by the type of billing arrangement (i.e., month-to-month billing or term plan billing).

(This page filed under Transmittal No. 503)

Issued: June 15, 1998

Effective: June 30, 1998

ACCESS SERVICE

7. Special Access Service (Cont'd)7.2 Service Descriptions (Cont'd)7.2.16 Facilities Management Service (Cont'd)

(F) Application of Rates (Cont'd)

(3) Channel Mileage

The FMS Channel Mileage rate element applies as a fixed rate and a rate per mile for each DS0 equivalent channel provided as FMS. For DS3 FMS channel mileage, the rates are further differentiated as being basic or direct channel mileage. Basic channel mileage applies when the channel interface at the secondary premises has a signal rate which is less than the DS3 channel interface code at the primary premises (i.e., asymmetrical channel interface codes). Direct channel mileage applies when the channel interface codes at both the primary premises and the secondary premises provide for a DS3 signal rate (i.e., symmetrical channel interface codes).

The mileage is determined by calculating the airline distance between the serving wire center associated with the primary premises and the serving wire center associated with the other customer designated premises involved. To determine the rate to be billed, first compute the mileage using the method described in 7.4.6 following and apply the rates shown in Section 31.7.18 following.

(4) FMS Multiplexing

FMS multiplexing applies for each DS0 equivalent channel provided as FMS. The rate for FMS multiplexing is differentiated by the level of multiplexing performed (i.e., DS3 to DS1 or DS1 to DS0).

(5) Administration Fee

An administration fee applies for network administration performed by the Telephone Company. The fee applies for each DS0 equivalent channel provided as FMS.

(This page filed under Transmittal No. 503)

Issued: June 15, 1998

Effective: June 30, 1998

ACCESS SERVICE

7. Special Access Service (Cont'd)7.2 Service Descriptions (Cont'd)7.2.16 Facilities Management Service (Cont'd)

(G) FMS Term Plans

When FMS is provided under a term plan, the customer must select a commitment period of either 3 or 5 years. For new installations, the FMS term plan shall be effective with the first bill following the establishment of FMS. When converting service from a Service Discount Plan to an FMS term plan, no termination liability charges will apply to the Service Discount Plan being discontinued. Additionally, if twenty-four months or more are remaining in the Service Discount Plan being discontinued, the portion of the commitment period already elapsed shall be applied to the FMS term plan on a Time-In Service Credit basis as specified in (1) following.

(1) Time In-Service Credit (TISC)

TISCs are granted on a per DS0 equivalent basis for each Special Access Service converted from a Service Discount Plan to an FMS term plan when the plan being converted has at least twenty-four months remaining in the commitment period. TISCs are granted as follows.

- One TISC is given for each month or major fraction thereof that the service involved was provided under a Service Discount Plan. The maximum number of TISCs granted for a DS0 equivalent channel may not exceed sixty (60), i.e., sixty months of credit, for time in-service. For example, at the time of conversion to FMS, a DS3 service under a Service Discount Plan that has been in-service for the past 30 months with 480 of the 672 available channels provisioned will be granted 14,400 TISCs (480 DS0 equivalents x 30 months in-service).
- One TISC can be used to offset, or buy down, 1 month of termination liability on a per DS0 equivalent basis.
- Twelve (12) TISCs can be used to offset one FMS channel service below the minimum commitment level for a year as described in (E)(4)(c) preceding.

(This page filed under Transmittal No. 503)

Issued: June 15, 1998

Effective: June 30, 1998

ACCESS SERVICE

7. Special Access Service (Cont'd)7.2 Service Descriptions (Cont'd)7.2.16 Facilities Management Service (Cont'd)

(G) FMS Term Plans (Cont'd)

(2) Renewal, Discontinuance or Conversion of an FMS Term Plan

The customer must provide the Telephone Company with at least three months' written notice prior to expiration of the commitment period of its desire to renew, discontinue or convert its FMS Term Plan.

(a) Renewal of the FMS Term Plan

At the customer's option, the expiring FMS term plan may be renewed for either a 3 year term or a 5 year term.

(b) Discontinuance of an FMS Term Plan

When the customer notifies the Telephone Company of its desire to discontinue its FMS term plan upon expiration of the commitment period, the Telephone Company will, upon request, assist the customer in designing a dedicated Special Access Service network which supports the customer's traffic requirements.

In the event that the customer wishes to discontinue FMS and establish a new network arrangement, nonrecurring charges will not apply to convert the in-service channel terminations to a new network arrangement. Nonrecurring charges will apply for the installation of any additional channel terminations or optional features being established with the new network arrangement.

(This page filed under Transmittal No. 503)

Issued: June 15, 1998

Effective: June 30, 1998

ACCESS SERVICE

7. Special Access Service (Cont'd)7.2 Service Descriptions (Cont'd)7.2.16 Facilities Management Service (Cont'd)

(G) FMS Term Plans (Cont'd)

(2) Renewal, Discontinuance or Conversion of an FMS Term Plan (Cont'd)

(c) Conversion of an FMS Term Plan

When the customer notifies the Telephone Company of its desire to convert its FMS Services to standard Special Access Services, FMS rates will continue to apply after expiration of the FMS term plan until such time as the conversion is complete. Such FMS rates will apply only to the services not yet converted, through the date of conversion.

In the event that the Telephone Company does not receive written notification from the customer of its desire to renew, discontinue or convert its FMS Term Plan upon expiration of the term plan, the Telephone Company will convert billing on the customer's services to standard Special Access Services at month-to-month rates (i.e., non-discounted rates).

(This page filed under Transmittal No. 503)

Issued: June 15, 1998

Effective: June 30, 1998

ACCESS SERVICE

7. Special Access Service (Cont'd)7.2 Service Descriptions (Cont'd)7.2.16 Facilities Management Service (Cont'd)

(G) FMS Term Plans (Cont'd)

(3) Termination Liability

(a) When Termination Liability Does Not Apply

Termination Liability does not apply when FMS is disconnected for the following reasons.

(i) Cancellation of an FMS term plan due to a Telephone Company initiated rate increase on any rate applicable to FMS.

(ii) Conversion of an FMS term plan to an FMS term plan with a longer commitment period. The replacing FMS term plan will be subject to termination liability as specified in (b) following.

(iii) Conversion of an FMS term plan to a Service Discount Plan provided that the following conditions are met.

- FMS has been in-service for a minimum of twelve months; and
- the quantity of DSO equivalent channel terminations in the new plan is equal to, or greater than, ninety percent (90%) of the existing FMS primary premises channel terminations; and
- the commitment period for the new Service Discount Plan is equal to, or greater than, the time remaining in the FMS term plan being converted.

(This page filed under Transmittal No. 503)

Issued: June 15, 1998

Effective: June 30, 1998

ACCESS SERVICE

7. Special Access Service (Cont'd)7.2 Service Descriptions (Cont'd)7.2.16 Facilities Management Service (Cont'd)

(G) FMS Term Plans (Cont'd)

(3) Termination Liability (Cont'd)

(b) When Termination Liability Applies

Termination Liability applies when FMS is discontinued prior to the end of the selected commitment period, except as set forth in (a) preceding. The termination liability charge is computed as follows.

- (i) If FMS is discontinued within the first year of the selected commitment period, the termination liability charge is 100% of the total FMS monthly charges for each month and fraction thereof remaining in the twelve month minimum service period, plus 20% of the total monthly charges for each month and fraction thereof beginning the month following the minimum service period for the balance of the commitment period for the plan.
- (ii) If service is discontinued, or the customer wishes to buy down the commitment level as described in (E)(4)(a) preceding after the minimum service period has been satisfied but prior to the end of the selected commitment period, the termination liability charge is an amount equal to 20% of the total monthly charges for each month and fraction for the balance of the commitment period for the plan.
- (iii) When calculating the termination liability charge, the total monthly charges to be used will be the total monthly charges billable as of the date of discontinuance.

(This page filed under Transmittal No. 503)

Issued: June 15, 1998

Effective: June 30, 1998

ACCESS SERVICE

7. Special Access Service (Cont'd)7.3 Channel Interface and Network Channel Codes

This section explains the Channel Interface codes and Network Channel codes that the customer must specify when ordering Special Access Service. Included is an example which explains the specific characters of the code, a glossary of Channel Interface codes, impedance levels, Network Channel codes and compatible Channel Interfaces.

Example: If the customer specifies a NT Network Channel Code and a 2DC8-3 Channel Interface at the customer's designated premises, the following is being requested:

NT = Metallic Channel with a Predefined Technical Specification Package
(1)

2 = Number of physical wires at customer designated premises

DC = Facility interface for direct current or voltage

8 = Variable impedance level

3 = Metallic facilities (DC continuity) for direct current/low frequency control signals or slow speed data (30 baud)

7.3.1 Glossary of Channel Interface Codes and Options

<u>Code</u>	<u>Option</u>	<u>Definition</u>
AB -		accepts 20 Hz ringing signal at customer's Point of Termination
AC -		accepts 20 Hz ringing signal at customer's end user's Point of Termination
AH -		analog high capacity interface
- B		60 kHz to 108 kHz (12 channels)
- C		312 kHz to 552 kHz (60 channels)

Certain regulations previously found on this page can now be found on Original Page 7-69.1

Issued: March 16, 1992

Effective: April 20, 1992

ACCESS SERVICE

7. Special Access Service (Cont'd)7.3 Channel Interface and Network Channel Codes (Cont'd)7.3.1 Glossary of Channel Interface Codes and Options (Cont'd)

<u>Code</u>	<u>Option</u>	<u>Definition</u>	
CS-		digital hierarchy interface at a digital cross-connect system	
- 10R		reconfigurable through DCS at DS1 to DS0 level	
- 11R		reconfigurable through DCS at DS1 to DS1 level	
- 15		1.544 Mbps (DS1) format per PUB 62411 Plus D4	
- 15B*		1.544 Mbps (DS1) Superframe (SF) format and B8ZS clear channel capability	
- 15J*		1.544 Mbps (DS1) per PUB 62411	
- 15K*		1.544 Mbps (DS1) format per PUB 62411 plus extended framing format	
- 15L*		1.544 (DS1) format with SF signaling	
- 15S*		1.544 Mbps (DS1) format with B8ZS clear channel capability per Technical Reference PUB TR-INS-000342	
- 44		44.736 Mbps	
- 30R		reconfigurable through DCS at DS3 to DS0 level	
- 31R		reconfigurable through DCS at DS3 to DS1 level	(Z)
CT-		Centrex Tie Trunk Termination	
DA-		data stream in VF frequency band at customer's end user's Point of Termination	
DB-		data stream in VF frequency band at customer's Point of Termination	
- 10		Frequency shift (108 data set type)	
- 43		43A1 to 43B1 Carrier format	

* For mid-Link applications only.

(This page filed under Transmittal No. 362)

Issued: January 12, 1995

Effective: February 26, 1995

ACCESS SERVICE

7. Special Access Service (Cont'd)7.3 Channel Interface and Network Channel Codes (Cont'd)7.3.1 Glossary of Channel Interface Codes and Options (Cont'd)

<u>Code</u>	<u>Option</u>	<u>Definition</u>
DC-		direct current or voltage
- 1		monitoring interface with series RC combination (McCulloh format)
- 2		Telephone Company energized alarm channel
- 3		Metallic facilities (DC continuity) for direct current/low frequency control signals or slow speed data (30 baud)
DD-		DATAPHONE Select-A-Station (and TABS) interface at customer's Point of Termination
DE-		DATAPHONE Select-A-Station (and TABS) interface at the customer's end user's Point of Termination
DS-		digital hierarchy interface
- 1S		1.544 Mbps (DS1) ANSI T1.403-1989 Extended Superframe (ESF) and B8ZS Clear Channel Capability
- 15		1.544 Mbps (DS1) format per PUB 62411 plus D4
- 15B		1.544 Mbps (DS1) Superframe (SF) format and B8ZS Clear Channel Capability
- 15E		8-bit PCM encoded in one 64 kbps of the DS1 signal
- 15F		8-bit PCM encoded in two 64 kbps of the DS1 signal
- 15G		8-bit PCM encoded in three 64 kbps of the DS1 signal
- 15H		14/11-bit PCM encoded in six 64 kbps of the DS1 signal
- 15J		1.544 Mbps (DS1) format per PUB 62411
- 15K		1.544 Mbps (DS1) format per PUB 62411 plus extended framing format
- 15L		1.544 Mbps (DS1) with SF signaling
- 15S		1.544 Mbps (DS1) format with B8ZS Clear Channel Capability per Technical Reference PUB TR-INS-000342
- 31		3.152 Mbps (DS1C)
- 31L		3.152 Mbps (DS1C) with SF signaling
- 44		44.736 Mbps (DS3)
- 44A		44.736 Mbps digital video and audio
- 44L		44.736 Mbps (DS3) with SF signaling

(N)

(This page filed under Transmittal No. 339)

Issued: October 17, 1994

Effective: December 1, 1994

ACCESS SERVICE

7. Special Access Service (Cont'd)7.3 Channel Interface and Network Channel Codes (Cont'd)7.3.1 Glossary of Channel Interface Codes and Options (Cont'd)

<u>Code</u>	<u>Option</u>	<u>Definition</u>	
DU-		digital access interface	
- 19		19.2 kbps	
- 19S		19.2 kbps with Secondary Channel Capability	
- 24		2.4 kbps	
- 24S		2.4 kbps with Secondary Channel Capability	
- 48		4.8 kbps	
- 48S		4.8 kbps with Secondary Channel Capability	
- 56		56.0 kbps	
- 56S		56.0 kbps with Secondary Channel Capability	
- 96		9.6 kbps	
- 96S		9.6 kbps with Secondary Channel Capability	
- A		1.544 Mbps (DS1) format per PUB 62411	
- B		1.544 Mbps (DS1) format per PUB 62411 plus D4	
- 1K		1.544 Mbps (DS1) format per PUB 62411 plus extended framing format	(C)
- D		1.544 Mbps (DS1) Superframe (SF) format per TR-NPL-000054 with B8ZS Clear Channel Capability per TR-NPL-000054	
DV-		data/voice interface	(N)
- BA		2.4 kbps	(N)
- BB		4.8 kbps	(N)
- BC		9.6 kbps	(N)
- BL		19.2 kbps	(N)
DX-		duplex signaling interface at customer's Point of Termination	
DY-		duplex signaling interface at customer's end user's Point of Termination	

Certain regulations previously found on this page can now be found on Original Page 7-71.1.

Issued: March 16, 1992

Effective: April 20, 1992

ACCESS SERVICE

7. Special Access Service (Cont'd)7.3 Channel Interface and Network Channel Codes (Cont'd)7.3.1 Glossary of Channel Interface Codes and Options (Cont'd)

<u>Code</u>	<u>Option</u>	<u>Definition</u>	(M)
EA-	E	Type I E&M Lead Signaling. Customer at POT or customer's end user at POT originates on E Lead	(M)
EA-	M	Type I E&M Lead Signaling. Customer at POT or customer's end user at POT originates on M Lead	(M)
EB-	E	Type II E&M Lead Signaling. Customer at POT or customer's end user at POT originates on E Lead	(M)
EB-	M	Type II E&M Lead Signaling. Customer at POT or customer's end user at POT originates on M Lead	(M)
EC-		Type III E&M signaling at customer POT	(M)
EX-	A	tandem channel unit signaling for loop start or ground start and customer supplies open end (dial tone, etc.) functions	(M)
EX-	B	tandem channel unit signaling for loop start or ground start and customer supplies closed end (dial pulsing, etc.) functions	(M)

Regulations on this page formerly appeared on 1st Revised Page 7-71.

Issued: March 16, 1992

Effective: April 20, 1992

ACCESS SERVICE

7. Special Access Service (Cont'd)7.3 Channel Interface and Network Channel Codes (Cont'd)7.3.1 Glossary of Channel Interface Codes and Options (Cont'd)

<u>Code</u>	<u>Option</u>	<u>Definition</u>	
FC-		optical interface	
FC-	13	135 Mbps (3 - DS3s) optical interface transmission bit rate	
	20	200 Mbps optical interface transmission bit rate	(N) (N)
FC-	40	405 Mbps (9 - DS3s) optical interface transmission bit rate	
FC-	54	560 Mbps (12 - DS3s) optical interface transmission bit rate	
GO-		ground start loop signaling - open end function by customer or customer's end user	
GS-		ground start loop signaling - closed end function by customer or customer's end user	
	- C	Centrex foreign exchange termination	
	- M	for termination in central office located answering service concentrator	
IA-		E.I.A. (25 pin RS-232)	
LA-		end user loop start loop signaling - Type A OPS registered port open end	
LB-		end user loop start loop signaling - Type B OPS registered port open end	
LC-		end user loop start loop signaling - Type C OPS registered open end	
LO-		loop start signaling - open end function by customer or customer's end user	

(This page filed under Transmittal No. 499)

Issued: May 7, 1998

Effective: May 22, 1998

ACCESS SERVICE

7. Special Access Service (Cont'd)7.3 Channel Interface and Network Channel Codes (Cont'd)7.3.1 Glossary of Channel Interface Codes and Options (Cont'd)

<u>Code</u>	<u>Option</u>	<u>Definition</u>	
LR-		20 Hz automatic ringdown interface at customer POT with Telephone Company provided PLAR	
	- A*	DA Type PLAR channel unit signaling format	
	- B*	DS Type PLAR channel unit signaling format	
LS-		loop start loop signaling - closed end function by customer or customer's end user	
	- M	for terminating in central office located answering service concentrator	
NO-		no signaling interface, transmission only	
SO-		SONET Optical	(C)
	- AB	Long Range Multilongitudinal Mode (LR1-MLM) Bidirectional Ring	(C)
	- AU	LR1-MLM Unidirectional Ring	(C)
	- BB	Long Range Single Longitudinal Mode (LR1-SLM) Bidirectional Ring	(C)
	- BU	LR1-SLM Unidirectional Ring	(C)
	- CB	Intermediate Range Multilongitudinal Mode (IR1-MLM) Bidirectional Ring	(C)
	- CU	IR1-MLM Unidirectional Ring	(C)
	- DB	Intermediate Range Single Longitudinal Mode (IR1-SLM) Bidirectional Ring	(C)
	- DU	IR1-SLM Unidirectional Ring	(C)
	- EB	Short Range Multilongitudinal Mode Light Emitting Diode (SR-MLM/LED) Bidirectional Ring	(C)
	- EU	SR-MLM/LED Unidirectional Ring	(C)
	- FB	Short Range Multilongitudinal Mode (SR-MLM) Bidirectional Ring	(C)
	- FU	SR-MLM Unidirectional Ring	(C)
ST-		Synchronous Transmission Signal (STS)	(N)
	- A	STS-1 (51.840 Mbps)	(N)

* The designation of the A or B option signifies the type of channel unit employed at the distant end.

(This page filed under Transmittal No. 340)

Issued: October 19, 1994

Effective: December 3, 1994

ACCESS SERVICE

7. Special Access Service (Cont'd)7.3 Channel Interface and Network Channel Codes (Cont'd)7.3.1 Glossary of Channel Interface Codes and Options (Cont'd)

<u>Code</u>	<u>Option</u>	<u>Definition</u>	
PG-		program transmission - no dc signaling	
-	1	nominal frequency from 50 to 15000 Hz	
-	3	nominal frequency from 200 to 3500 Hz	
-	5	nominal frequency from 100 to 5000 Hz	
-	8	nominal frequency from 50 to 8000 Hz	
PR-		protective relaying*	
RV-	0	reverse battery signaling, one way operation, originate by customer	
-	T	reverse battery signaling, one way operation, terminate function by customer or customer's end user	
SF-		single frequency signaling with VF band at either customer POT or customer's end user POT	
TD	-0	serial component digital video-uncompressed (receive only)	(N)
	0-	serial component digital video-uncompressed (transmit only)	(N)
TF-		telephotograph interface	(N)
TT-		telegraph/teletypewriter interface at either customer POT or customer's end user POT	
-	2	20.0 milliamperes	
-	3	3.0 milliamperes	
-	6	62.5 milliamperes	

* Available only for the transmission of audio tone protective relaying signals used in the protection of electric power systems during fault conditions.

(This page filed under Transmittal No. 529)

Issued: November 13, 1998

Effective: November 28, 1998

ACCESS SERVICE

7. Special Access Service (Cont'd)7.3 Channel Interface and Network Channel Codes (Cont'd)7.3.1 Glossary of Channel Interface Codes and Options (Cont'd)

<u>Code</u>	<u>Option</u>	<u>Definition</u>	
TV-		television interface	
-	0	video signal only (no audio)	
-	1	combined (diplexed) video and one 15kHz audio signal	
-	2	combined (diplexed) video and two 15kHz audio signals	
-	5	video plus one (or two) two-wire 5 kHz audio signal(s)	
-	15	video plus one (or two) 15 kHz audio signal(s)	
-	15A	video plus one through four 15 kHz audio signal(s)	
-	17	video and composite BTSC stereo audio signal	
-	20	video plus one through four 20 kHz audio signal(s)	(N)
WA-		wideband bandwidth interface at customer's end user POT	
-	1	limited bandwidth	
-	2	nominal passband from 29000 to 44000 Hz	

(This page filed under Transmittal No. 399)

Issued: November 21, 1995

Effective: January 5, 1996

ACCESS SERVICE

7. Special Access Service (Cont'd)7.3 Channel Interface and Network Channel Codes (Cont'd)7.3.1 Glossary of Channel Interface Codes and Options (Cont'd)

<u>Code</u>	<u>Option</u>	<u>Definition</u>
WB-		wideband data interface at customer POT
- 18S		18.75 kbps, synchronous
- 19A		up to 19.2 kbps asynchronous
- 19S		19.2 kbps synchronous
- 23A		up to 230.4 kbps, asynchronous
- 23S		230.4 kbps, synchronous
- 40S		40.8 kbps, synchronous
- 50A		up to 50.0 kbps, asynchronous
- 50S		50.0 kbps, synchronous
WC-		wideband data interface at customer's end user POT
- 18		18.75 kbps, synchronous
- 19		for 12-wire interface: 19.2 kbps, synchronous for 10-wire interface: up to 19.2 kbps, asynchronous
- 23		up to 230.4 kbps, asynchronous
- 23S		230.4 kbps, synchronous
- 40		40.8 kbps, synchronous
- 50		for 12-wire interface: 50.0 kbps, synchronous for 10-wire interface: up to 50.0 kbps, asynchronous
		wideband bandwidth interface at customer POT
WD-		wideband bandwidth interface at customer POT
- 1		nominal passband from 300 to 18000 Hz
- 2		nominal passband from 28000 to 44000 Hz
- 3		nominal passband from 29000 to 44000 Hz

Issued: January 25, 1991

Effective: February 9, 1991

ACCESS SERVICE

7. Special Access Service (Cont'd)7.3 Channel Interface and Network Channel Codes (Cont'd)7.3.2 Impedance

The nominal reference impedance with which the channel will be terminated for the purpose of evaluating transmission performance:

<u>Value (ohms)</u>	<u>Code(s)</u>
110	0
150	1
600	2
900	3+
135	5
75	6
124	7
Variable	8
100	9

- + For those interface codes with a 4-wire transmission path at the customer designated POT, rather than a standard 900 ohm impedance, the code (3) denotes a customer provided transmission equipment termination. Such terminations were provided to customers in accordance with the F.C.C. Docket No. 20099 Settlement Agreement.

Issued: January 25, 1991

Effective: February 9, 1991

ACCESS SERVICE

7. Special Access Service (Cont'd)7.3 Channel Interface and Network Channel Codes (Cont'd)7.3.3 Digital Hierarchy Channel Interface Codes (4DS)

Customers selecting the multiplexed four-wire DS1 or higher facility interface option at the customer designated premises will be requested to provide subsequent system and channel assignment data. The various digital bit rates in the digital hierarchy employ the channel interface code 04STF, 4DS9, 4DS6 or 04SOF plus the speed options indicated below: (C)

<u>Interface Code and Speed Option</u>	<u>Nominal Bit Rate (Mbps)</u>	<u>Digital Hierarchy Level</u>	
4CS9-15	1.544	DS1	
4DS9-15	1.544	DS1	
4DS9-31	3.152	DS1C	
4DS6-44	44.736	DS3	
04STF-A	51.840	STS-1	(N)
<u>Optical Fiber Interface Option Code and Speed Option</u>	<u>Nominal Bit Rate (Mbps)</u>	<u>Number of Equivalent DS3s</u>	
2FCF-13	135	3	
2FCF-40	405	9	
2FCF-54	560	12	
04SOF-A*,C*,E* OR F*	155.520	3	(C)
04SOF-A*,B*,C*,D*,E* OR F*	622.080	12	(C) (C)
04SOF-A*,B*,C*,D*,E* OR F*	2488.320 (2.488 GBPS)	48	(C) (C)
* B or U			(N)

(This page filed under Transmittal No. 340)

Issued: October 19, 1994

Effective: December 3, 1994

ACCESS SERVICE

7. Special Access Service (Cont'd)7.3 Channel Interface and Network Channel Codes (Cont'd)7.3.4 Service Designator/Network Channel Code Conversion Table

The purpose of this table is to show the relationship between the service designator codes (e.g. VGC, MT2, etc.) and the network channel codes that are used for various administrative purposes.

Service Designator <u>Code</u>	Network Channel <u>Code</u>
MTC	MQ
MT1	NT
MT2	NU
MT3	NV
TGC	NQ
TG1	NW
TG2	NY
VGC	LQ
VG1	LB
VG2	LC

ACCESS SERVICE

7. Special Access Service (Cont'd)7.3 Channel Interface and Network Channel Codes (Cont'd)7.3.4 Service Designator/Network Channel Code Conversion Table (Cont'd)

Service Designator	Network Channel
<u>Code</u>	<u>Code</u>
VG3	LD
VG4	LE
VG5	LF
VG6	LG
VG7	LH
VG8	LJ
VG9	LK
VG10	LN
VG11	LP
VG12	LR
APC	PQ
AP1	PE
AP2	PF
AP3	PJ
AP4	PK
TVC	TQ
TVD	DS
TV1D	TV
TV1	TV
TV2	TW
TV3	TZ
WA1	WJ
WA2	WL
WA3	WN
WA4	WP
WD1	WB
WD2	WE

(N)
(N)

(This page filed under Transmittal No. 339)

Issued: October 17, 1994

Effective: December 1, 1994

ACCESS SERVICE

7. Special Access Service (Cont'd)7.3 Channel Interface and Network Channel Codes (Cont'd)7.3.4 Service Designator/Network Channel Code Conversion Table (Cont'd)

<u>Service Designator</u> <u>Code</u>	<u>Network Channel</u> <u>Code</u>	
WD3	WF	
DA1	XA	
DA2	XB	
DA3	XG	
DA4	XH	
DA5	XE	
DOV	LV	
HC0	HS	
HC1	HC	
HC1C	HD	
HC3	HF, HH	(C)
WAL1	SE	
WAL1	SF*	
WAL2	SF	
OC3	OB	
OC12	OD	
OC48	OF	

* New England Telephone only.

(This page filed under Transmittal No. 340)

Issued: October 19, 1994

Effective: December 3, 1994

ACCESS SERVICE

7. Special Access Service (Cont'd)7.3 Channel Interface and Network Channel Codes (Cont'd)7.3.5 Compatible Channel Interfaces

The following tables show the channel interface codes (CIs) which are compatible:

(A) MetallicCompatible CIs

2DC8-1 2DC8-2

2DC8-3 2DC8-3

4DS6-* 2DC8-1

4DS6-* 2DC8-2

4DS9-* 2DC8-1

4DS9-* 2DC8-2

* See 7.3.3 preceding for explanation.

Issued: January 25, 1991

Effective: February 9, 1991

Managing Director - Access Matters
222 Bloomingdale Rd., White Plains, NY 10605

ACCESS SERVICE

7. Special Access Service (Cont'd)7.3 Channel Interface and Network Channel Codes (Cont'd)7.3.5 Compatible Channel Interfaces (Cont'd)

(B) Telegraph Grade

<u>Compatible CIs</u>			<u>Compatible CIs</u>			<u>Compatible CIs</u>	
4CS9-*	2TT2-2	(N)	4DB2-43+	4TT2-2		2TT2-2	2TT2-2
4CS9-*	2TT2-6	(N)			(D)	2TT2-3	2TT2-2
4CS9-*	4TT2-2	(N)	4DS6-*	2TT2-2		2TT2-3	4TT2-2
4CS9-*	4TT2-6	(N)	4DS6-*	2TT2-6		2TT2-6	2TT2-6
			4DS6-*	4TT2-2		2TT2-6	4TT2-2
		(D)	4DS6-*	4TT2-6		4TT2-2	4TT2-2
2DB2-10	2TT2-2				(D)	4TT2-6	2TT2-6
2DB2-10	4TT2-2		4DS9-*	2TT2-2			
2DB2-43+	2TT2-2		4DS9-*	2TT2-6			
		(D)	4DS9-*	4TT2-2			
2DB2-43+	2TT2-6		4DS9-*	4TT2-6			
2DB2-43+	4TT2-2						
		(D)					
4DB2-10	2TT2-2						
4DB2-10	4TT2-2						
		(D)					
4DB2-43+	2TT2-6						

* See 7.3.3 preceding for explanation.

+ Supplemental Channel Assignment information required.

Issued: March 16, 1992

Effective: April 20, 1992

ACCESS SERVICE

7. Special Access Service (Cont'd)7.3 Channel Interface and Network Channel Codes (Cont'd)7.3.5 Compatible Channel Interfaces (Cont'd)

(C) Voice Grade (Cont'd)

<u>Compatible CIs</u>		<u>Compatible CIs</u>		<u>Compatible CIs</u>	
4AB2	4AB2	4CS9-*	9DY2	4CS9-*	2LA2
		4CS9-*	9DY3	4CS9-*	2LB2
4AB2	4AC2	4CS9-*	6DY3	4CS9-*	2LC2
4AB3	4AC2	4CS9-*	6DY2		
4AB2	2AC2	4CS9-*	4DY2	4CS9-*	2LO2
4AB3	2AC2	4CS9-*	2DY2	4CS9-*	2LO3
2AB2	2AC2				
2AB3	2AC2	4CS9-*	9EA2	4CS9-*	4LR2
		4CS9-*	9EA3	4CS9-*	2LR2
4AB2	4SF2	4CS9-*	6EA2-E		
4AB3	4SF2	4CS9-*	6EA2-M	4CS9-*	6LS2
		4CS9-*	4EA2-E	4CS9-*	4LS2
4AC2	4AC2	4CS9-*	4EA2-M	4CS9-*	2LS2
4AC2	2AC2			4CS9-*	2LS3***
		4CS9-*	8EB2-E		
4CS9-*	4AC2	4CS9-*	8EB2-M	4CS9-*	2N02
4CS9-*	2AC2	4CS9-*	6EB2-E		
		4CS9-*	6EB2-M	4CS9-*	4RV2-T
				4CS9-*	2RV2-T
4CS9-*	6DA2				
4CS9-*	4DA2	4CS9-*	2G02		
4CS9-*	2DA2	4CS9-*	2G03	4CS9-*	4SF3
4CS9-*	4DE2				
4CS9-*	2DE2	4CS9-*	6GS2	4CS9-*	4TF2
4CS9-*	4DX2	4CS9-*	4GS2	4CS9-*	2TF2
4CS9-*	4DX3	4CS9-*	2GS2		
		4CS9-*	2GS3**		

* See 7.3.1 preceding for explanation. The Channel Interface 4CS6-* may be substituted for 4CS9-*. (C)

** The "C" and "M" options as described in 7.3.1 preceding are also available with this combination (i.e., 2GS3-C or 2GS3-M). (C)

*** The "M" option as described in 7.3.1 preceding is also available with this combination (i.e., 2LS3-M).

(This page filed under Transmittal No. 214)

Issued: July 23, 1993

Effective: September 6, 1993

ACCESS SERVICE

7. Special Access Service (Cont'd)7.3 Channel Interface and Network Channel Codes (Cont'd)7.3.5 Compatible Channel Interfaces (Cont'd)

(C) Voice Grade (Cont'd)

<u>Compatible CIs</u>			<u>Compatible CIs</u>			<u>Compatible CIs</u>	
4CT2	4CS9-#	(C)	2CT3	8EB2-E		6DA2	6DA2
2CT3	4CS9-#	(C)	2CT3	8EB2-M		6DA2	4DA2
			2CT3	6EB2-E		6DA2	2DA2
			2CT3	6EB2-M		4DA2	4DA2
			2CT3	6EB3-E		4DA2	2DA2
2CT3	4DS6-*					2DA2	2DA2
2CT2	4DS9-*		2CT3	8EC2			
						4DB2	6DA2
2CT3	6DX2		4CT2	4SF2		4DB2	4DA2
2CT3	4DX2		2CT3	4SF2		4DB2	2DA2
2CT3	4DX3		2CT3	4SF3		2DB3	2DA2
						2DB2	2DA2
2CT3	9DY3		4CT2	4DS9-*			
2CT3	6DY3					4DB2	4DB2
2CT3	9DY2		4CT2	4DX2+			
2CT3	6DY2		4CT2	2DX2**		4DB2	4N02
2CT3	4DY2					4DB2	2N02
2CT3	2DY2		4CT2	6EA2-E			
			4CT2	6EA2-M		4DB2	4PR2
2CT3	9EA3					4DB2	2PR2
2CT3	9EA2		4CT2	8EB2-E		2DB2	2PR2+
2CT3	6EA2-E		4CT2	8EB2-M			
2CT3	6EA2-M		4CT2	8EC2			
2CT3	4EA2-E						
2CT3	4EA2-M						

* See 7.3.3. preceding for explanation.

** New York Telephone only.

+ New England Telephone only.

See 7.3.1 preceding for explanation. The Channel Interface 4CS6-# may be substituted for 4CS9-#.

(N)
(N)

(This page filed under Transmittal No. 214)

Issued: July 23, 1993

Effective: September 6, 1993

ACCESS SERVICE

7. Special Access Service (Cont'd)7.3 Channel Interface and Network Channel Codes (Cont'd)7.3.5 Compatible Channel Interfaces (Cont'd)

(C) Voice Grade (Cont'd)

<u>Compatible CIs</u>		<u>Compatible CIs</u>		<u>Compatible CIs</u>	
4DD3	4DE2	4DS9-*	4DE2	4DS9-*	2DY2
4DD3	2DE2	4DS9-*	2DE2		
4DS6-*	4AC2	4DS9-*	4DX3	4DS6-*	9EA2
4DS6-*	2AC2	4DS6-*	4DX2	4DS6-*	6EA2-E
4DS9-*	4AC2	4DS9-*	4DX2	4DS6-*	6EA2-M
4DS9-*	2AC2			4DS6-*	4EA2-E
		4DS6-*	9DY2	4DS6-*	4EA2-M
4DS6-*	6DA2	4DS6-*	6DY2	4DS9-*	9EA2
4DS6-*	4DA2	4DS9-*	9DY3	4DS9-*	9EA3
4DS6-*	2DA2	4DS9-*	9DY2	4DS9-*	6EA2-E
4DS9-*	6DA2	4DS9-*	6DY3	4DS9-*	6EA2-M
4DS9-*	4DA2	4DS9-*	6DY2	4DS9-*	4EA2-E
4DS9-*	2DA2	4DS6-*	4DY2	4DS9-*	4EA2-M
		4DS6-*	2DY2		
4DS6-*	4DE2	4DS9-*	4DY2		

* See 7.3.3 preceding for explanation.

Issued: January 25, 1991

Effective: February 9, 1991

ACCESS SERVICE

7. Special Access Service (Cont'd)7.3 Channel Interface and Network Channel Codes (Cont'd)7.3.5 Compatible Channel Interfaces (Cont'd)(C) Voice Grade (Cont'd)

<u>Compatible CIs</u>		<u>Compatible CIs</u>		<u>Compatible CIs</u>	
4DS6-*	8EB2-E	4DS6-*	2LB2	4DS6-*	2N02
4DS6-*	8EB2-M	4DS9-*	2LB2	4DS9-*	4N02
4DS6-*	6EB2-E			4DS9-*	2N02
4DS6-*	6EB2-M	4DS6-*	2LC2		
4DS9-*	8EB2-E	4DS9-*	2LC2	4DS6-*	4PR2
4DS9-*	8EB2-M			4DS6-*	2PR2
4DS9-*	6EB2-E	4DS6-*	2L02	4DS9-*	4PR2
4DS9-*	6EB2-M	4DS9-*	2L02	4DS9-*	2PR2
		4DS9-*	2L03		
4DS6-*	2G02			4DS6-*	4RV2-T
4DS9-*	2G02	4DS6-*	4LR2	4DS6-*	2RV2-T
4DS9-*	2G03	4DS9-*	4LR2	4DS9-*	4RV2-T
		4DS6-*	2LR2	4DS9-*	2RV2-T
4DS6-*	6GS2	4DS9-*	2LR2		
4DS6-*	4GS2			4DS6-*	4SF2
4DS6-*	2GS2	4DS6-*	6LS2	4DS9-*	4SF2
4DS9-*	6GS2	4DS6-*	4LS2	4DS9-*	4SF3
4DS9-*	4GS2	4DS6-*	2LS2		
4DS9-*	2GS2	4DS9-*	6LS2	4DS6-*	4TF2
4DS9-*	2GS3**	4DS9-*	4LS2	4DS9-*	4TF2
		4DS9-*	2LS2	4DS9-*	2TF2
		4DS9-*	2LS3***		
4DS6-*	2LA2				
4DS9-*	2LA2	4DS6-*	4N02		

(N)

* See 7.3.3 preceding for explanation.

** The "C" and "M" options as described in 7.3.1 preceding are also available with this combination (i.e., 2GS3-C or 2GS3-M).

*** The "M" option as described in 7.3.1 preceding is also available with this combination (i.e., 2LS3-M).

Issued: November 25, 1991

Effective: ~~December 30, 1991~~
January 1, 1992

ACCESS SERVICE

7. Special Access Service (Cont'd)7.3 Channel Interface and Network Channel Codes (Cont'd)7.3.5 Compatible Channel Interfaces (Cont'd)

(C) Voice Grade (Cont'd)

<u>Compatible CIs</u>		<u>Compatible CIs</u>		<u>Compatible CIs</u>	
4DX2	4DX2	4DX3	6DY3	4DX3	9EA2
4DX3	4DX2	4DX2	6DY2	4DX2	9EA3
4DX3	4DX3	4DX3	6DY2	4DX3	9EA3
		4DX2	4DY2	4DX2	6EA2-E
6DX2	9DY3	4DX3	4DY2	4DX3	6EA2-E
6DX2	9DY2	4DX2	2DY2	4DX2	6EA2-M
6DX2	6DY3	4DX3	2DY2	4DX3	6EA2-M
6DX2	6DY2			4DX2	4EA2-E
6DX2	4DY2	6DX2	9EA3	4DX3	4EA2-E
6DX2	2DY2	6DX2	9EA2	4DX2	4EA2-M
4DX2	9DY3	6DX2	6EA2-E	4DX3	4EA2-M
4DX3	9DY3	6DX2	6EA2-M		
4DX2	9DY2	6DX2	4EA2-E		
4DX3	9DY2	6DX2	4EA2-M		
4DX2	6DY3	4DX2	9EA2		

Issued: January 25, 1991

Effective: February 9, 1991

ACCESS SERVICE

7. Special Access Service (Cont'd)7.3 Channel Interface and Network Channel Codes (Cont'd)7.3.5 Compatible Channel Interfaces (Cont'd)

(C) Voice Grade (Cont'd)

<u>Compatible CIs</u>		<u>Compatible CIs</u>		<u>Compatible CIs</u>	
6DX2	8EB2-E	4DX2	6LS2	9DY2	6DY3
6DX2	8EB2-M	4DX3	6LS2	9DY3	4DY2
6DX2	6EB2-E	4DX3	4LS2	9DY2	4DY2
6DX2	6EB2-M	4DX2	4LS2	9DY2	2DY2
4DX2	8EB2-E	4DX3	2LS3*	9DY3	2DY2
4DX2	8EB2-M	4DX2	2LS3*	6DY3	6DY3
4DX3	8EB2-E	4DX3	2LS2	6DY3	6DY2
4DX3	8EB2-M	2DX2	2LS2	6DY2	6DY2
4DX2	6EB2-E	2DX3	2LS2	6DY3	4DY2
4DX2	6EB2-M	2DX3	2LS3*	6DY3	2DY2
4DX3	6EB2-E			6DY2	4DY2
4DX3	6EB2-M	4DX3	4RV2-T	6DY2	2DY2
		4DX2	4RV2-T	4DY2	2DY2
4DX2	2LA2	4DX3	2RV2-T	4DY2	4DY2
4DX3	2LA2	4DX2	2RV2-T	2DY2	2DY2
2DX3	2LA2				
		6DX2	4SF2	6EA2-E	4AC2
4DX2	2LB2	4DX2	4SF2	6EA2-M	4AC2
4DX3	2LB2	4DX3	4SF2	6EA2-E	2AC2
2DX3	2LB2	4DX2	4SF3	6EA2-M	2AC2
		4DX3	4SF3		
4DX2	2LC2			9EA2	9DY3
4DX3	2LC2	9DY3	9DY3	9EA2	9DY2
2DX3	2LC2	9DY3	9DY2	9EA2	6DY3
		9DY2	9DY2	9EA2	6DY2
4DX2	2L03	9DY3	6DY3	9EA2	4DY2
4DX3	2L03	9DY3	6DY2	9EA2	2DY2
		9DY2	6DY2	9EA3	9DY3

* The "M" option as described in 7.3.1 preceding is also available with this combination (i.e., 2LS3-M).

Issued: January 25, 1991

Effective: February 9, 1991

ACCESS SERVICE

7. Special Access Service (Cont'd)7.3 Channel Interface and Network Channel Codes (Cont'd)7.3.5 Compatible Channel Interfaces (Cont'd)

(C) Voice Grade (Cont'd)

<u>Compatible CIs</u>		<u>Compatible CIs</u>		<u>Compatible CIs</u>	
9EA3	9DY2	4EA2-M	9DY2	4EA3-E	9EA2
9EA3	6DY3	4EA2-M	6DY3	4EA3-E	9EA3
9EA3	6DY2	4EA2-M	6DY2	4EA2-M	4EA2-M
9EA3	4DY2	4EA2-M	4DY2		
9EA3	2DY2	4EA2-M	2DY2	9EA2	8EB2-E
6EA2-E	9DY3			9EA2	8EB2-M
6EA2-E	9DY2	9EA2	9EA2	9EA2	6EB2-E
6EA2-E	6DY3	9EA2	9EA3	9EA2	6EB2-M
6EA2-E	6DY2	9EA2	6EA2-E	9EA3	8EB2-E
6EA2-E	4DY2	9EA2	6EA2-M	9EA3	8EB2-M
6EA2-E	2DY2	9EA2	4EA2-E	9EA3	6EB2-E
6EA2-M	9DY3	9EA2	4EA2-M	9EA3	6EB2-M
6EA2-M	9DY2	9EA3	9EA3	6EA2-E	8EB2-E
6EA2-M	6DY3	9EA3	6EA2-E	6EA2-E	8EB2-M
6EA2-M	6DY2	9EA3	6EA2-M	6EA2-E	6EB2-E
6EA2-M	4DY2	9EA3	4EA2-E	6EA2-E	6EB2-M
6EA2-M	2DY2	9EA3	4EA2-M	6EA2-M	8EB2-E
4EA2-E	9DY3	6EA2-E	6EA2-E	6EA2-M	8EB2-M
4EA2-E	9DY2	6EA2-E	6EA2-M	6EA2-M	6EB2-E
4EA3-E	9DY3	6EA2-E	4EA2-E	6EA2-M	6EB2-M
4EA3-E	9DY2	6EA2-E	4EA2-M	4EA2-E	8EB2-E
4EA3-E	6DY3	6EA2-M	4EA2-E	4EA2-E	8EB2-M
4EA3-E	6DY2	6EA2-M	4EA2-M	4EA3-E	8EB2-E
4EA3-E	4DY2	4EA2-E	4EA2-E	4EA3-E	8EB2-M
4EA3-E	2DY2	4EA3-E	6EA2-E	4EA2-E	6EB2-E
4EA2-E	6DY3	4EA3-E	6EA2-E	4EA2-E	6EB2-M
4EA2-E	6DY2	4EA3-E	6EA2-M	4EA3-E	6EB2-E
4EA2-E	4DY2	4EA3-E	4EA2-E	4EA3-E	6EB2-M
4EA2-E	2DY2	4EA3-E	4EA2-M	4EA2-M	8EB2-E
4EA2-M	9DY3	4EA2-E	4EA2-M		

Issued: January 25, 1991

Effective: February 9, 1991

ACCESS SERVICE

7. Special Access Service (Cont'd)7.3 Channel Interface and Network Channel Codes (Cont'd)7.3.5 Compatible Channel Interfaces (Cont'd)

(C) Voice Grade (Cont'd)

<u>Compatible CIs</u>		<u>Compatible CIs</u>		<u>Compatible CIs</u>	
4EA2-M	8EB2-M	9EA3	4SF2	6EB3-E	9DY2
4EA2-M	6EB2-E	9EA2	4SF2	6EB3-E	9DY3
4EA2-M	6EB2-M	6EA2-E	4SF3	6EB2-E	6DY2
		6EA2-M	4SF3	6EB3-E	6DY2
6EA2-E	2LA2	6EA2-E	4SF2	6EB2-E	6DY3
6EA2-M	2LA2	6EA2-M	4SF2	6EB3-E	6DY3
		4EA3-E	4SF2	6EB2-E	4DY2
6EA2-E	2LB2	4EA2-E	4SF2	6EB3-E	2DY2
6EA2-M	2LB2	4EA2-M	4SF2	6EB3-E	4DY2
				6EB2-M	9DY2
6EA2-E	2LC2	8EB2-E	4AC2	6EB2-M	9DY3
6EA2-M	2LC2	8EB2-M	4AC2	6EB2-M	6DY2
		8EB2-E	2AC2	6EB2-M	6DY3
6EA2-E	2L03	8EB2-M	2AC2	6EB2-M	4DY2
6EA2-M	2L03			6EB2-E	2DY2
		8EB2-E	9DY3	6EB2-M	2DY2
6EA2-E	6LS2	8EB2-E	9DY2		
6EA2-M	6LS2	8EB2-E	6DY3	6EB3-E	9EA2
6EA2-E	4LS2	8EB2-E	6DY2	6EB3-E	9EA3
6EA2-M	4LS2	8EB2-E	4DY2	6EB3-E	6EA2-E
6EA2-E	2LS2	8EB2-E	2DY2	6EB3-E	6EA2-M
6EA2-M	2LS2	8EB2-M	9DY3	6EB3-E	4EA2-E
6EA2-E	2LS3*	8EB2-M	9DY2	6EB3-E	4EA2-M
6EA2-M	2LS3*	8EB2-M	6DY3		
		8EB2-M	6DY2	8EB2-E	8EB2-E
6EA2-E	4RV2-T	8EB2-M	4DY2	8EB2-E	8EB2-M
6EA2-M	4RV2-T	8EB2-M	2DY2	8EB2-M	8EB2-M
6EA2-E	2RV2-T	6EB2-E	9DY2	8EB2-3	6EB2-E
6EA2-M	2RV2-T	6EB2-E	9DY3	8EB2-3	6EB2-M

* The "M" option as described in 7.3.1 preceding is also available with this combination (i.e., 2LS3-M).

Issued: January 25, 1991

Effective: February 9, 1991

ACCESS SERVICE

7. Special Access Service (Cont'd)7.3 Channel Interface and Network Channel Codes (Cont'd)7.3.5 Compatible Channel Interfaces (Cont'd)

(C) Voice Grade (Cont'd)

<u>Compatible CIs</u>		<u>Compatible CIs</u>		<u>Compatible CIs</u>	
8EB2-M	6EB2-E	8EB2-E	4RV2-T	8EC2	8EB2-M
8EB2-M	6EB2-M	8EB2-M	4RV2-T	8EC2	6EB2-E
6EB2-E	6EB2-E	8EB2-E	2RV2-T	8EC2	6EB2-M
6EB2-E	6EB2-M	8EB2-M	2RV2-T		
6EB3-E	8EB2-E			8EC2	4SF2
6EB3-E	8EB2-M	8EB2-E	4SF2		
6EB2-E	6EB2-M	8EB2-M	4SF2	6EX2-B	2G03
		8EB2-E	4SF3		
8EB2-E	2LA2	8EB2-M	4SF3	6EX2-A	6GS2
8EB2-M	2LA2	6EB3-E	4SF2	6EX2-A	4GS2
		6EB2-E	4SF2	6EX2-A	2GS2
8EB2-E	2LB2	6EB2-M	4SF2	6EX2-A	2GS3**
8EB2-M	2LB2				
		8EC2	9DY2	6EX2-B	2LA2
8EB2-E	2LC2	8EC2	9DY3		
8EB2-M	2LC2	8EC2	6DY2	6EX2-B	2LB2
		8EC2	6DY3		
8EB2-E	2L03	8EC2	4DY2	6EX2-B	2LC2
8EB2-M	2L03	8EC2	2DY2		
				6EX2-B	2L02
8EB2-E	6LS2	8EC2	9EA2	6EX2-B	2L03
8EB2-M	6LS2	8EC2	9EA3		
8EB2-E	4LS2	8EC2	6EA2-E	6EX2-B	4LR2
8EB2-M	4LS2	8EC2	6EA2-M	6EX2-B	2LR2
8EB2-E	2LS2	8EC2	4EA2-E		
8EB2-M	2LS2	8EC2	4EA2-M	6EX2-A	6LS2
8EB2-E	2LS3*			6EX2-A	4LS2
8EB2-M	2LS3*	8EC2	8EB2-E	6EX2-A	2LS2
				6EX2-A	2LS3*

* The "M" option as described in 7.3.1 preceding is also available with this combination (i.e., 2LS3-M).

** The "C" and "M" options as described in 7.3.1 preceding are also available with this combination (i.e., 2GS3-C or 2GS3-M).

Issued: January 25, 1991

Effective: February 9, 1991

ACCESS SERVICE

7. Special Access Service (Cont'd)7.3 Channel Interface and Network Channel Codes (Cont'd)7.3.5 Compatible Channel Interfaces (Cont'd)

(C) Voice Grade (Cont'd)

<u>Compatible CIs</u>		<u>Compatible CIs</u>		<u>Compatible CIs</u>	
6EX2-A	4SF2	6L02	6LS2	4LR3	4SF2
6EX2-B	4SF2	6L02	4LS2		
		6L02	2LS2	6LS2	2LA2
6G02	6GS2	6L02	2LS3**	4LS2	2LA2
6G02	4GS2	4L02	6LS2	4LS3	2LA2
6G02	2GS2	4L02	4LS2	2LS2	2LA2
6G02	2GS3*	4L03	6LS2	2LS3**	2LA2
4G02	6GS2	4L03	4LS2		
4G03	6GS2	4L03	2LS3**	6LS2	2LB2
4G02	4GS2	4L03	2LS2	4LS2	2LB2
4G03	4GS2	4L02	2LS2	4LS3	2LB2
4G02	2GS2	4L02	2LS3**	2LS2	2LB2
4G02	2GS3*	2L03	2LS3**	2LS3**	2LB2
4G03	2GS2	2L03	2LS2		
4G03	2GS3*	2L02	2LS2	6LS2	2LC2
2G02	2GS2	2L02	2LS3**	4LS2	2LC2
2G03	2GS2			4LS3	2LC2
2G02	2GS3*	6L02	4SF2	2LS2	2LC2
2G03	2GS3*	4L02	4SF2	2LS3**	2LC2
		4L03	4SF2		
6G02	4SF2			6LS2	2L03
4G02	4SF2	4LR3	4LR2	6LS2	2L02
4G03	4SF2	4LR3	2LR2	4LS2	2L02
		4LR2	4LR2	4LS2	2L03
6GS2	2G02	4LR2	2LR2	4LS3	2L02
4GS2	4G02	2LR2	2LR2	4LS3	2L03
4GS2	2G02	2LR3	2LR2		
4GS3	2G02				
4GS2	2G03	4LR2	4SF2		

* The "C" and "M" options as described in 7.3.1 preceding are also available with this combination (i.e., 2GS3-C or 2GS3-M).

** The "M" option as described in 7.3.1 preceding is also available with this combination (i.e., 2LS3-M).

Issued: January 25, 1991

Effective: February 9, 1991

ACCESS SERVICE

7. Special Access Service (Cont'd)7.3 Channel Interface and Network Channel Codes (Cont'd)7.3.5 Compatible Channel Interfaces (Cont'd)(C) Voice Grade (Cont'd)

<u>Compatible CIs</u>		<u>Compatible CIs</u>		<u>Compatible CIs</u>	
6LS2	4SF2	4SF2	9DY3	4SF2	2LB2
4LS3	4SF2	4SF3	6DY3	4SF3	2LB2
		4SF2	6DY2		
4N02	6DA2	4SF2	6DY3	4SF2	2LC2
4N02	4DA2	4SF3	6DY2	4SF3	2LC2
4N02	2DA2	4SF2	4DY2		
2N02	6DA2	4SF3	4DY2	4SF2	2L03
2N02	4DA2	4SF3	2DY2	4SF3	2L03
2N02	2DA2	4SF2	2DY2		
				4SF2	2LR2
4N02	4DE2	4SF3	9EA2	4SF3	4LR2
4N02	2DE2	4SF3	9EA3	4SF3	2LR2
		4SF3	4EA2-E		
4N02	4N02	4SF3	4EA2-M	4SF3	6LS2
4N02	2N02			4SF2	4LS2
2N02	2N02	4SF3	6EB2-E	4SF3	4LS2
2N03	2N02	4SF3	6EB2-M	4SF2	2LS2
				4SF2	2LS3**
2N03	2PR2	4SF2	2G03	4SF3	2LS2
				4SF3	2LS3**
4RV2-0	4RV2-T	4SF3	6GS2		
4RV2-0	2RV2-T	4SF2	6GS2	4SF3	4RV2-T
2RV2-0	2RV2-T	4SF2	4GS2	4SF2	4RV2-T
		4SF3	4GS2	4SF2	2RV2-T
4RV2-0	4SF2	4SF2	2GS2	4SF3	2RV2-T
		4SF2	2GS3*		
4SF2	4AC2	4SF3	2GS2	4SF3	4SF3
4SF2	2AC2	4SF3	2GS3*	4SF3	4SF2
				4SF2	4SF2
4SF3	9DY3	4SF2	2LA2		
4SF2	9DY2	4SF3	2LA2	4TF2	4TF2
4SF3	9DY2			4TF2	2TF2
				2TF3	2TF2

* The "C" and "M" options as described in 7.3.1 preceding are also available with this combination (i.e., 2GS3-C or 2GS3-M).

** The "M" option as described in 7.3.1 preceding is also available with this combination (i.e., 2LS3-M).

Issued: January 25, 1991

Effective: February 9, 1991

ACCESS SERVICE

7. Special Access Service (Cont'd)7.3 Channel Interface and Network Channel Codes (Cont'd)7.3.5 Compatible Channel Interfaces (Cont'd)(D) Program Audio

<u>Compatible CIs</u>		<u>Compatible CIs</u>		<u>Compatible CIs</u>	
4DS9-15E	2PG1-3	4DS6-44	2PG2-5	2PG2-1	2PG1-1
4DS9-15F	2PG1-5	4DS6-44	2PG1-8	2PG2-1	2PG2-1
4DS9-15G	2PG1-8	4DS6-44	2PG2-8	2PG2-3	2PG1-3
4DS9-15H	2PG1-1	4DS6-44	2PG1-1	2PG2-3	2PG2-3
4DS9-15E	2PG2-3	4DS6-44	2PG2-1	2PG2-5	2PG1-5
4DS6-44	2PG1-3	4DS9-15F	2PG2-5	2PG2-5	2PG2-5
4DS6-44	2PG2-3	4DS9-15G	2PG2-8	2PG2-8	2PG1-8
4DS6-44	2PG1-5	4DS9-15H	2PG2-1	2PG2-8	2PG2-8

 Issued: January 25, 1991

Effective: February 9, 1991

ACCESS SERVICE

7. Special Access Service (Cont'd)7.3 Channel Interface and Network Channel Codes (Cont'd)7.3.5 Compatible Channel Interfaces (Cont'd)(E) Video(1) Broadcast Video

<u>Compatible CIs</u>		<u>Compatible CIs</u>			<u>Compatible CIs</u>		
2TV6-1	4TV6-15	4TV6-15A	4TV6-15A	(N)	6TV6-15A	6TV6-15A	(N)
2TV6-1	4TV7-15	4TV6-15	4TV7-15		6TV6-15	6TV7-15	
2TV6-2	6TV6-15	4TV6-15A	4TV7-15A	(N)	6TV6-15A	6TV7-15A	(N)
2TV6-2	6TV7-15	4TV7-15	4TV6-15		6TV7-5	6TV6-5	
2TV7-1	4TV6-15	4TV7-15A	4TV6-15A	(N)	6TV7-5	6TV7-5	
2TV7-1	4TV7-15	4TV7-15	4TV7-15		6TV7-15	6TV6-15	
2TV7-2	6TV6-15	4TV7-15A	4TV7-15A	(N)	6TV7-15A	6TV6-15A	(N)
2TV7-2	6TV7-15	4TV7-5	4TV6-5		6TV7-15	6TV7-15	
4TV6-5	4TV6-5	4TV7-5	4TV7-5		6TV7-15A	6TV7-15A	(N)
4TV6-5	4TV7-5	6TV6-5	6TV6-5		8TV6-15A	8TV6-15A	(N)
4TV6-15	4TV6-15	6TV6-5	6TV7-5		8TV6-15A	8TV7-15A	(N)
		6TV6-15	6TV6-15		10TV6-15A	10TV6-15A	(N)
					10TV6-15A	10TV7-15A	(N)

(2) Supertrunking Transport Video ServiceCompatible CIs

4WVF-L 4WVF-L

(3) Fiber Based Multichannel Video

<u>Compatible CIs</u>		<u>Compatible CIs</u>			<u>Compatible CIs</u>		
4TV6-15A	4TV6-15A	4TV6-17	4TV6-17		8TV6-15A	8TV6-15A	
4TV6-15A	4TV7-15A	4TV6-17	4TV7-17		8TV6-15A	8TV7-15A	
		6TV6-15A	6TV6-15A		10TV6-15A	10TV6-15A	(N)
		6TV6-15A	6TV7-15A		10TV6-15A	10TV7-15A	(N)

(This page filed under Transmittal No. 362)

Issued: January 12, 1995

Effective: February 26, 1995

ACCESS SERVICE

7. Special Access Service (Cont'd)7.3 Channel Interface and Network Channel Codes (Cont'd)7.3.5 Compatible Channel Interfaces (Cont'd)(F) Wideband Analog

<u>Compatible CIs</u>		<u>Compatible CIs</u>		<u>Compatible CIs</u>	
4AH5-B	4AH5-B	4AH5-B	4DU9-A, B, or C	4WD5-1	4WA5-1
4AH6-C	4AH6-C	4AH6-C	4DU9-A, B, or C	4WD5-2	4WA5-1
				4WD5-3	4WA5-2

Issued: January 25, 1991

Effective: February 9, 1991

ACCESS SERVICE

7. Special Access Service (Cont'd)7.3 Channel Interface and Network Channel Codes (Cont'd)7.3.5 Compatible Channel Interfaces (Cont'd)(F) Wideband Data

<u>Compatible CIs</u>		<u>Compatible CIs</u>		<u>Compatible CIs</u>	
8WB5-18S	12WC6-18	8WB5-23A	10WC6-23	8WB5-50A	10WC6-50
8WB5-19A	10WC6-19	8WB5-23S	12WC6-23S	8WB5-50S	12WC6-50
8WB5-19S	12WC6-19	8WB5-40S	12WC6-40		

Issued: January 25, 1991

Effective: February 9, 1991

ACCESS SERVICE

7. Special Access Service (Cont'd)7.3 Channel Interface and Network Channel Codes (Cont'd)7.3.5 Compatible Channel Interfaces (Cont'd)(H) Digital DataCompatible CIsCompatible CIsCompatible CIs

4CS9-15	4DU5-24	(N)	4DS6-44	4DU5-24	4DU5-24	4DU5-24
4CS9-15	4DU5-48	(N)	4DS6-44	4DU5-48	4DU5-48	4DU5-48
4CS9-15	4DU5-56	(N)	4DS6-44	4DU5-56	4DU5-56	4DU5-56
4CS9-15	4DU5-56S*	(N)	4DS6-44	4DU5-56S*	4DU5-56S	4DU5-56S*
4CS9-15	4DU5-96	(N)	4DS6-44	4DU5-96	4DU5-96	4DU5-96
			4DS9-15	4DU5-24		(D)
4DS6-44	4CS9-15+	(N)	4DS9-15	4DU5-48		(D)
			4DS9-15	4DU5-56		(D)
4DS6-44	4DS6-44+		4DS9-15	4DU5-56S*		(D)
4DS9-15	4DS9-15+		4DS9-15	4DU5-96		(D)

(D)

(D)

(D)

(D)

* New York Telephone only.

+ Available only as a cross connect of two digital channels at appropriate digital speeds at a Telephone Company Hub.

Issued: March 16, 1992

Effective: April 20, 1992

ACCESS SERVICE

7. Special Access Service (Cont'd)7.3 Channel Interface and Network Channel Codes (Cont'd)7.3.5 Compatible Channel Interfaces (Cont'd)(I) High Capacity

<u>Compatible CIs</u>		<u>Compatible CIs</u>	
4CS9-#	4CS9-#	4DS9-15	4DU9-B
4CS9-#	4DU9	4DS9-15K	4DU9-B
		4DS9-15J	4DU9-A
4CS9-#	4DU9-1K		
4CS9-#	4DU9-S	4DS9-15K	4DU9-1K
		4DS9-15S	4DU9-S
4DS6-15	4CS9-#		
4DS9-15	4CS9-#	4DS9-31*	4DU9-A, B or 1K*
4DS6-44	4CS9-#	4DS6-44	4DS6-44
4DS6-15	4DS9-15+	4DS6-44	4DU9-A, B or 1K
4DS9-15	4DS9-15+	4DU9-A, B or 1K	4DU9-A, B or 1K
4DS9-15J	4DS9-15J		
4DS9-15K	4DS9-15K	2FCF-13	4DS6-44
4DS6-44	4DS9-15+	2FCF-40**	4DS6-44*
4DS9-31*	4DS9-31*	2FCF-54	4DS6-44
4DS9-1S	4DU9-1S	04S0F-A***	04S0F-A***
4DS9-1K	4DU9-1K	04S0F-B***	04S0F-B***
		04S0F-C***	04S0F-C***
04S0F.E	04DU9.DN^ (N)	04S0F-D***	04S0F-D***
04S0F.E	04DU9.BN^ (N)	04S0F-E***	04S0F-E***
04S0F.E	04DS9.KN^ (N)	04S0F-F***	04S0F-F***
04S0F.E	04DS9.1SN^ (N)		
04S0F.E	04DS6.44^ (N)	04STF-A	04STF-A

See 7.3.1 preceding for explanation. The Channel Interface 4CS6-# may be substituted for 4CS9-#.

* New England Telephone only.

** New York Telephone only.

+ Available only as a cross connect of two digital channels at appropriate digital speeds at a Telephone Company Hub.

*** B or U

^ Available only when provided in conjunction with Enterprise SONET Service. (N)

(This page filed under Transmittal No. 487)

Issued: March 3, 1998

Effective: March 18, 1998

ACCESS SERVICE

7. Special Access Service (Cont'd)7.3 Channel Interface and Network Channel Codes (Cont'd)7.3.5 Compatible Channel Interfaces (Cont'd)(J) WATS Access Line (WAL)

<u>WATS Serving Office Supervisory Signaling</u>	<u>Customer Premises Interface Code</u>
Loop-Start (L0)	2LS2, 2LS3 4LS2
Ground-Start (G)	2GS2, 2GS3 4SG2
Loop-Reverse-Battery (RV)	2RV2-0*, 2RV3-0*, 2RV2-T, 2RV3-T, 4RV2-T*, 6EA2-E, 6EA2-M, 8EB2-E, 8EB2-M
E&M	6EA2-E, 6EA2-M, 8EB2-E, 8EB2-M

* New York Telephone only.

Issued: January 25, 1991

Effective: February 9, 1991

ACCESS SERVICE

7. Special Access Service (Cont'd)7.3 Channel Interface and Network Channel Codes (Cont'd)7.3.5 Compatible Channel Interfaces (Cont'd)(K) DIGIPATH Digital Service II

<u>Compatible CIs</u>			<u>Compatible CIs</u>			<u>Compatible CIs</u>	
4CS9-#	4CS9-#	(C)	4DS9-15	4DU5-48S		2DU5-19	2DU5-19
			4DS9-15	4DU5-56		2DU5-24	2DU5-24
4CS9-#	4DU5-19	(C)	4DS9-15	4DU5-56S		2DU5-48	2DU5-48
4CS9-#	4DU5-19S	(C)	4DS9-15	4DU5-96		2DU5-96	2DU5-96
4CS9-#	4DU5-24	(C)	4DS9-15	4DU5-96S			
4CS9-#	4DU5-24S	(C)	4DS9-15 (T)	2DU5-19		4DU5-19	4DU5-19
4CS9-#	4DU5-48	(C)	4DS9-15	2DU5-24		4DU5-19S	4DU5-19S
4CS9-#	4DU5-48S	(C)	4DS9-15	2DU5-48		4DU5-24	4DU5-24
4CS9-#	4DU5-56	(C)	4DS9-15 (T)	2DU5-96		4DU5-24S	4DU5-24S
4CS9-#	4DU5-56S	(C)				4DU5-48	4DU5-48
4CS9-#	4DU5-96	(C)	4DS6-44	4DU5-19		4DU5-48S	4DU5-48S
4CS9-#	4DU5-96S	(C)	4DS6-44	4DU5-19S		4DU5-56	4DU5-56
4CS9-#	2DU5-19	(C)	4DS6-44	4DU5-44+		4DU5-56S	4DU5-56S
4CS9-#	2DU5-24	(C)	4DS6-44	4DU5-44+		4DU5-96	4DU5-96
4CS9-#	2DU5-48	(C)	4DS6-44	4DU5-24		4DU5-96S	4DU5-96S
4CS9-#	2DU5-96	(C)	4DS6-44	4DU5-24S			
			4DS6-44	4DU5-48			
			4DS6-44	4DU5-48S			
4DS6-44	4CS9-#	(C)	4DS6-44	4DU5-56			
4DS9-15	4DS9-15+		4DS6-44	4DU5-56S			
4DS6-44	4DS9-15+		4DS6-44	4DU5-96			
			4DS6-44	4DU5-96S			
4DS9-15	4DU5-19						
4DS9-15	4DU5-19S		4DS6-44	2DU5-19			
4DS9-15	4DU5-24		4DS6-44	2DU5-24			
4DS9-15	4DU5-24S		4DS6-44	2DU5-48			
4DS9-15	4DU5-48		4DS6-44	2DU5-96			

See 7.3.1 preceding for explanation. The Channel Interface 4CS6-# may be substituted for 4CS9-#.

(N)
(N)

* Available only as a cross connect of two digital channels at appropriate digital speeds at a Telephone Company Hub.

(This page filed under Transmittal No. 214)

Issued: July 23, 1993

Effective: September 6, 1993

ACCESS SERVICE

7. Special Access Service (Cont'd)7.3 Channel Interface and Network Channel Codes (Cont'd)7.3.5 Compatible Channel Interfaces (Cont'd)(L) DOVPATH service

<u>Compatible CIs</u>		<u>Compatible CIs</u>		<u>Compatible CIs</u>	
4CS9-#	4CS9-#	4DS9-15	2DV8-BA	2DV8-BA	2LC2*
		4DS9-15	2DV8-BB	2DV8-BB	2LC2*
4CS9-#	2DV8-BA	4DS9-15	2DV8-BC	2DV8-BC	2LC2*
4CS9-#	2DV8-BB	4DS9-15	2DV8-BL	2DV8-BL	2LC2*
4CS9-#	2DV8-BC				
4CS9-#	2DV8-BL	2DV8-BA	2DV8-BA		
		2DV8-BB	2DV8-BB		
4DS9-15	4DS9-15+	2DV8-BC	2DV8-BC		
		2DV8-BL	2DV8-BL		

(M) NYNEX Enterprise Service (NYT only)

<u>Compatible CIs</u>		<u>Compatible CIs</u>		<u>Compatible CIs</u>	
2AC2	2AC2	4EA2-E	4EA2-E	2LA2	2LA2
4DA2	4DA2	4EA2-M	4EA2-M	2LB2	2LB2
		6EA2-E	6EA2-E	2LC2	2LC2
4DU5-19	4DU5-19	6EA2-M	6EA2-M		
4DU5-24	4DU5-24	6EB2-E	6EB2-E	2LR2-A	2LR2-A
4DU5-48	4DU5-48	6EB2-M	6EB2-M	2LR2	2LR2
4DU5-56	4DU5-56	8EA2-E	8EA2-E		
4DU5-64	4DU5-64	8EA2-M	8EA2-M		
4DU5-96	4DU5-96	8EB2-E	8EB2-E		
		8EB2-M	8EB2-M		

(N)

+ Available only as a cross connect of two digital channels at appropriate digital speeds at a Telephone Company Hub.

See 7.3.1 preceding for explanation. The Channel Interface 4CS6-# may be substituted for 4CS9-#.

(This page filed under Transmittal No. 487)

Issued: March 3, 1998

Effective: March 18, 1998

ACCESS SERVICE

7. Special Access Service (Cont'd)7.3 Channel Interface and Network Channel Codes (Cont'd)7.3.5 Compatible Channel Interfaces (Cont'd)(M) NYNEX Enterprise Service (NYT only) (Cont'd)

<u>Compatible CIs</u>		<u>Compatible CIs</u>		<u>Compatible CIs</u>	
4CS9-#	4CS9-#	4CS9-#	2LR2-A	4DS6-*	8EA2-M
				4DS6-*	8EB2-E
4CS9-#	2AC2	4CS9-15B	4CS9-15B	4DS6-*	8EB2-M
4CS9-#	4DA2	4CS9-15S	4CS9-15S		
		4CS9-15B	4DS9-15B	4DS6-*	2LA2
4CS9-#	4DU5-19	4CS9-15S	4DS9-15S	4DS6-*	2LB2
4CS9-#	4DU5-24	4CS6-44	4CS6-44	4DS6-*	2LC2
4CS9-#	4DU5-48	4CS6-44	4DS6-44		
4CS9-#	4DU5-56	4CS9-15S	4DS9-15	4DS6-*	2LR2-A
4CS9-#	4DU5-96			4DS6-*	2LR2
4CS9-15B	4DU5-64	4DS6-*	2AC2		
4CS9-15S	4DU5-64	4DS6-*	4DA2	4DS6-*	4DS9-15
				4DS6-*	4DS9-15B
4CS9-#	4EA2-E	4DS6-*	4DU5-19	4DS6-*	4DS9-15S
4CS9-#	4EA2-M	4DS6-*	4DU5-24		
4CS9-#	6EA2-E	4DS6-*	4DU5-48	4DS6-*	4DS6-*
4CS9-#	6EA2-M	4DS6-*	4DU5-56		
4CS9-#	6EB2-E	4DS6-*	4DU5-64	04SOF.E	04DU9.DN^
4CS9-#	6EB2-M	4DS6-*	4DU5-96	04SOF.E	04DU9.BN^
4CS9-#	6EB2-M			04SOF.E	04DS9.KN^
4CS9-#	8EB2-E	4DS6-*	4EA2-E	04SOF.E	04DS9.1SN^
4CS9-#	8EB2-M	4DS6-*	4EA2-M	04SOF.E	04DS6.44^
		4DS6-*	6EA2-E		
4CS9-#	2LA2	4DS6-*	6EA2-M		
4CS9-#	2LB2	4DS6-*	6EB2-E		
4CS9-#	2LC2	4DS6-*	6EB2-M		
4CS9-#	2LR2	4DS6-*	8EA2-E		

* See 7.3.3 preceding for explanation. The Channel Interface 4DS9-* may be substituted for 4DS6-#.

See 7.3.1 preceding for explanation. The Channel Interface 4CS6-# may be substituted for 4CS9-#.

^ Available only when provided in conjunction with Enterprise SONET Service. Service availability limited. See # footnote in Section 26.1.2 (A) following.

(C)

(This page filed under Transmittal No. 522)

Issued: October 2, 1998

Effective: October 17, 1998

ACCESS SERVICE

7. Special Access Service (Cont'd)7.3 Channel Interface and Network Channel Codes (Cont'd)7.3.5 Compatible Channel Interfaces (Cont'd)(N) Advanced Video Service(1) Advanced Uncompressed Digital VideoCompatible CIsCompatible CIs

4TV6-0 4TV6-0

4TV6-20 4TV6-20

10TV6-20 10TV6-20

4TV6-17 4TV6-17

6TV6-20 6TV6-20

(2) Advanced Broadcast Video ServiceCompatible CIsCompatible CIs

4TV6-15 4TV6-15

6TV6-15A 6TV6-15A

4DS6-44A 4TV6-15

6DS6-44A 6TV6-15A

4TV6-15A 4TV6-15A

8TV6-15A 8TV6-15A

4DS6-44A 4TV6-15A

8DS6-44A 8TV6-15A

6TV6-15 6TV6-15

10TV6-15A 10TV6-15A

6DS6-44A 6TV6-15A

10DS6-44A 10TV6-15A

(3) Serial Component Video Service

(N)

Compatible CIs

(N)

02TD6.E 02TD6.E

(N)

(0) Channel Extension ServiceCompatible CIs

02FCF.20 02FCF.20

(This page filed under Transmittal No. 529)

Issued: November 13, 1998

Effective: November 28, 1998

ACCESS SERVICE

7. Special Access Service (Cont'd)7.4 Rate Regulations

This section contains the specific regulations governing the rates and charges that apply for Special Access Service.

7.4.1 Types of Rates and Charges

There are three types of rates and charges. These are monthly rates, daily rates and nonrecurring charges. The rates and charges are described as follows:

(A) Monthly Rates

Monthly rates are flat recurring rates that apply each month or fraction thereof that a Special Access Service is provided. For billing purposes, each month is considered to have 30 days.

When a rate is shown as a three year rate or a five year rate, the rate applies each month or fraction thereof that the Special Access Service is provided. However, early termination charges apply as set forth in (D) following if the service is disconnected prior to completion of the three or five year term for the service. Section 7.4.9(C) following contains regulations which are specific to the application of three year and five year rates. Service Discount Plans as set forth in Section 7.4.10 following are not available with Channel Extension Service.

(S) (x)
(S) (x)
(S) (x)
(S) (x)
(S) (x)
(S) (x)
(S) (x)
(C) (y)

In the states where Expanded Interconnection has become operational, monthly rates for Standard Channel Termination, Channel Mileage and certain Optional Features and Functions/Basic Service Elements for 1.544 Mbps and 44.736 Mbps (electrical) Special Access High Capacity Services are arranged in pricing zones. The pricing zone for each serving wire center in the states where Expanded Interconnection has become operational is specified in the NATIONAL EXCHANGE CARRIER ASSOCIATION, INC. TARIFF F.C.C. No. 4.

When a customer's designated premises is served by a serving wire center located in a state other than the state in which the customer's designated premises is located, the rates for Special Access Services for such customer shall be the Special Access Service rates then in effect for the serving wire center from which the customer is served.

- (x) Material scheduled to become effective May 22, 1998 under Transmittal No. 499.
- (y) Issued on not less than 1 day's notice under authority of Special Permission No. 98-106 of the Federal Communications Commission.

(This page filed under Transmittal No. 500)

Issued: May 21, 1998

Effective: May 22, 1998

ACCESS SERVICE

7. Special Access Service (Cont'd)7.4 Rate Regulations (Cont'd)7.4.1 Types of Rates and Charges (Cont'd)(B) Daily Rates

Daily rates are flat recurring rates that apply to each 24 hour period or fraction thereof that a Program Audio, Video or Advanced Video Special Access Service is provided for part-time or occasional use. For purposes of applying daily rates, the 24 hour period is not limited to a calendar day.

Part-time or occasional Video or Program Audio Service provided within a consecutive 30 day period will be charged the daily rate, not to exceed an amount equal to the monthly rate. For each subsequent day or part day, a charge equal to 1/30th of the monthly rate shall apply. (C)

Part-time or occasional Advanced Broadcast Video Service provided within a consecutive 30 day period will be charged either the daily rate for each day on which part-time or occasional Advanced Broadcast Video Service is provided or the monthly rate, whichever produces the lesser rate. (C)
(C)
(C)
(C)

(C) Nonrecurring Charges

Nonrecurring charges are one-time charges that apply for specific work activity (i.e., installation or change to an existing service). The types of nonrecurring charges that apply for Special Access Service are: installation of service, installation of optional features and functions, Basic Service Elements and service rearrangements.

(This page filed under Transmittal No. 399)

Issued: November 21, 1995

Effective: January 5, 1996

ACCESS SERVICE

7. Special Access Service (Cont'd)7.4 Rate Regulations (Cont'd)7.4.1 Types of Rates and Charges (Cont'd)(C) Nonrecurring Charges (Cont'd)(1) Installation of Service

For part-time Broadcast Video or Advanced Broadcast Video Service, nonrecurring charges also apply for a Telephone Company technician to oversee the operation of service during an event for which the customer has ordered part-time Broadcast Video or Advanced Broadcast Video Service and requested that a technician be present. The charge for a Telephone Company technician to oversee the operation of a part-time service during an event will be the same as the charge for Other Labor. The charge for Other Labor will apply per customer. When a single Telephone Company technician oversees the operation of part-time service(s) for more than one customer, the total charge to perform Other Labor will be divided equally between the customers involved. Other Labor charges are set forth in Section 13.2.5 following.

Nonrecurring charges apply to each Special Access Service installed. Orders for the installation of Metallic, Telegraph Grade, Voice Grade, Program Audio, Video, High Capacity, WATS, DIGIPATH digital service II, Advanced Video Service and DOVPATH service placed on or after August 26, 1991, will be subject to a first and additional nonrecurring charge rate structure. A First Nonrecurring Charge will apply, per channel termination, for the initial service ordered. An Additional Nonrecurring Charge will apply, per channel termination, for each additional service which is ordered at the same time on the same Access Order, for the same due date and between the same premises, provided the service and operating characteristics (e.g., bridging) are identical to the initial service ordered. Orders for the installation of Channel Extension Service are subject to the regulations set forth in Section 7.4.9(C) following.

(N)
(N)
(N)

(This page filed under Transmittal No. 499)

Issued: May 7, 1998

Effective: May 22, 1998

ACCESS SERVICE

7. Special Access Service (Cont'd)7.4 Rate Regulations (Cont'd)7.4.1 Types of Rates and Charges (Cont'd)(C) Nonrecurring Charges (Cont'd)(1) Installation of Service (Cont'd)

For part-time Broadcast Video or Advanced Broadcast Video Service, the nonrecurring charge for the installation of service is further subject to an initial occurrence and a subsequent occurrence nonrecurring rate structure. An Initial Occurrence Charge will apply for the initial (first) installation of part-time service. A Subsequent Occurrence Charge will apply for any subsequent (additional) installation of the same part-time service between the same premises or between the same premises and Telephone Company Hub as the initial occurrence (i.e., the customer requests repeated installations for the same type of part-time service between the same locations). The Subsequent Occurrence Charge applies only when the customer has requested a minimum of four installations and is subject to the following conditions. (C)

- (a) The customer has provided the Telephone Company with a schedule of dates which includes at least four separate occurrences where part-time service will be required between the same locations. The schedule must include the date of the initial occurrence and the dates of the subsequent occurrences; and (C)
- (b) the scheduled dates for the subsequent occurrences are within nine months of the scheduled date for the initial occurrence; and
- (c) at the premises involved, the points of termination used for the initial occurrence are the same points for termination used for the subsequent occurrences; and
- (d) except for the duration that service is to be provided, the part-time service requested for the initial occurrence is identical to the part-time service requested for the subsequent occurrences. (C)

(This page filed under Transmittal No. 339)

Issued: October 17, 1994

Effective: December 1, 1994

ACCESS SERVICE

7. Special Access Service (Cont'd)7.4 Rate Regulations (Cont'd)7.4.1 Types of Rates and Charges (Cont'd)(C) Nonrecurring Charges (Cont'd)(1) Installation of Service (Cont'd)

In the event that the customer has provided the Telephone Company with (N)
a schedule of dates for its repeated installations within a nine month (N)
period, and does not satisfy the requirement of at least four (N)
installations within that nine month period, the customer shall be (N)
responsible for the difference in the nonrecurring charge between the (N)
Initial Occurrence Charge and the Subsequent Occurrence Charge for (N)
each installation which has previously been billed at the Subsequent (N)
Occurrence Charge. (N)

The Initial Occurrence Charge and the Subsequent Occurrence Charge (C)
apply to the part-time Channel Termination and Channel Mileage rate (C)
elements only. (C)

(This page filed under Transmittal No. 222)

Issued: September 3, 1993

Effective: October 18, 1993

Managing Director - Access Markets
222 Bloomingdale Rd., White Plains, NY 10605

ACCESS SERVICE

7. Special Access Service (Cont'd)7.4 Rate Regulations (Cont'd)7.4.1 Types of Rates and Charges (Cont'd)(C) Nonrecurring Charges (Cont'd)(1) Installation of Service (Cont'd)

For NYNEX Enterprise DSO Service ordered on or after July 19, 1993, all other NYNEX Enterprise Services, NYNEX Enterprise Network Reconfiguration Service (NRS) 44.736 Mbps Network Access Ports, and the 44.736 Mid-link Charge in NET, the nonrecurring cost for the installation of service will be recovered over the first twelve months of service for NES Standard Channel Terminations, NRS 44.736 Mbps Network Access Ports and the 44.736 Mbps Mid-link Charge in NET. Nonrecurring Charges for NES Office Channel Terminations will be billed on the first bill following the installation of service. In the event that service is disconnected prior to satisfying the nonrecurring charge recovery period, the customer shall be responsible for:

- a nonrecurring charge liability equal to the balance of the nonrecurring charge not yet recovered. For NES Channel Terminations ordered on a month to month basis, NRS 44.736 Mbps Network Access Ports and the 44.736 Mbps Mid-link Charge in NET, the nonrecurring charge not yet recovered will be determined by multiplying the nonrecurring liability charge by the number of months remaining in the recovery period. For NES Channel Terminations ordered under a Service Discount Plan, the nonrecurring charge not yet recovered will be satisfied with the application of termination liability charges for the balance of the commitment period as set forth in 7.4.10(C) following, and
- satisfying the minimum period requirement as set forth in Section 5.2.5 preceding, and
- payment of any Service Discount Plan termination liability as set forth in 7.4.10 following associated with the disconnected service.

(This page filed under Transmittal No. 473)

Issued: September 25, 1997

Effective: October 10, 1997

ACCESS SERVICE

7. Special Access Service (Cont'd)

7.4 Rate Regulations (Cont'd)

7.4.1 Types of Rates and Charges (Cont'd)

(C) Nonrecurring Charges (Cont'd)

(1) Installation of Service (Cont'd)

Nonrecurring Liability Charges are set forth in Section 31.7.9(B)(4) (C)
following for the 44.736 Mbps Mid-link Charge in NET, Section (C)
31.7.15(D) following for NES and Section 31.19.4 following for the (C)
44.736 Mbps NRS Network Access Port.

Nonrecurring charge liability will not be affected by changes to NES
channel terminations performed in compliance with the Telephone
Company's deployment of facilities suitable for the provision of NES
as set forth in 7.2.13(A) and (F) preceding.

(This page filed under Transmittal No. 323)

Issued: August 22, 1994

Effective: October 6, 1994

ACCESS SERVICE

7. Special Access Service (Cont'd)7.4 Rate Regulations (Cont'd)7.4.1 Types of Rates and Charges (Cont'd)(C) Nonrecurring Charges (Cont'd)(1) Installation of Service

The nonrecurring charges for the installation of service are set forth in 31.7 following as a nonrecurring charge for the Channel Termination rate element.

Nonrecurring charges do not apply for the rearrangement of Special Access Services on to an Enterprise SONET Service (ESS) ring provided that (i) the same customer designated premises are maintained; and (ii) rearrangement on to the ESS ring occurs during the ESS conversion period as set forth in Section 26.1.2(D) following.

When service is added to a Commitment Discount Plan, the nonrecurring charge which applies is the lesser of (i) the nonrecurring charge for the service as specified in Section 31. following or (ii) \$1.00.

In addition, a nonrecurring charge as set forth in 7.1.2(B) preceding applies to Channel Mileage between two Telephone Company Hubs where multiplexing and/or NYNEX Enterprise Network Reconfiguration Service functions are performed. Such nonrecurring charges are set forth in 31.7.9 following as a nonrecurring charge for Mid-link Channel Mileage.

In the states where Expanded Interconnection has become operational, nonrecurring charges for the Standard Channel Termination and the Mid-link Charge for 1.544 Mbps and 44.736 Mbps (electrical) Special Access High Capacity Services are arranged in pricing zones. The pricing zone for each serving wire center in the states where Expanded Interconnection has become operational is specified in the NATIONAL EXCHANGE CARRIER ASSOCIATION, INC. TARIFF F.C.C. NO. 4.

When a customer's designated premises is served by a serving wire center located in a state other than the state in which the customer's designated premises is located, the nonrecurring charges for Special Access Services for such customer shall be the Special Access Service nonrecurring charges then in effect for the serving wire center from which the customer is served.

(N)
(N)
(N)
(N)

(This page filed under Transmittal No. 502)

Issued: June 15, 1998

Effective: June 30, 1998

ACCESS SERVICE

7. Special Access Service (Cont'd)7.4 Rate Regulations (Cont'd)7.4.1 Types of Rates and Charges (Cont'd)(C) Nonrecurring Charges (Cont'd)(1) Installation of Service (Cont'd)

Customers with Digital Data Service (DDS) as of November 16, 1992 may choose to change their existing DDS to DIGIPATH digital service II (DDS II) with no nonrecurring charge applicable for orders received from the customer during the period starting December 21, 1992 and ending June 19, 1993. The following conditions are applicable:

- A due date no later than May 21, 1994 will be assigned to each order for DDS II received during the ordering period
- A cancellation charge, as set forth in 5.2.3 preceding, will not apply to orders canceled prior to the due date
- When the minimum period requirement, as specified in 5.2.5(A), has been satisfied for the disconnected DDS, no new minimum period requirement will be established, as specified in 5.2.5(D) preceding, for the DDS II. When the minimum period requirement for DDS has not been satisfied, any portion of the minimum period requirement that has been satisfied for the DDS may be applied to the new DDS II minimum period requirement
- The DDS II may replace the existing DDS or a point-to-point arrangement may be placed in a multiplexed arrangement. The nonrecurring charge, as specified in 31.7.9 following, will apply for the High Capacity Service when it is provided coincident with the DDS II
- The replacing DDS II may be provided at a transmission speed other than that of the DDS
- The Transfer Arrangement BSE, which is not available with DDS II, will be disconnected upon conversion and the termination liability charge applicable to an existing Service Discount Plan will not apply.

(C)

(This page filed under Transmittal No. 323)

Issued: August 22, 1994

Effective: October 6, 1994

ACCESS SERVICE

7. Special Access Service (Cont'd)7.4 Rate Regulations (Cont'd)7.4.1 Types of Rates and Charges (Cont'd)(C) Nonrecurring Charges (Cont'd)(1) Installation of Service (Cont'd)

For Video Service, Nonrecurring Charges also apply for the (T)
installation of repeaters in the facility between the serving wire
centers involved. The charge for the installation of repeaters is
applied as a nonrecurring charge for each channel mileage band for
full-time or part-time Video Service. The nonrecurring charge for the
installation of repeaters in the channel mileage will not apply to
part-time Video Service provided solely over microwave transmission.

Included as part of the channel termination is the use of up to (C)
twenty-five (25) feet of coaxial cable from the point at which the (C)
video service enters the customer's building to the channel interface. (C)
In the event that the customer requests that the Telephone Company (C)
extend the location of the channel interface beyond 25 feet, and the (C)
Telephone Company agrees to extend the communications path, the (C)
charges set forth for Other Labor in Section 13.2.5 following will (C)
apply for the extended portion of the communications path. (C)

The nonrecurring charges applicable to the installation of Video
Service are set forth in Section 31.7.5 following.

In the event the Telephone Company must construct facilities for Video
Service for which no foreseeable reuse of those facilities is
forecast, Special Construction rates and charges as set forth in
Section 5.1.3 preceding may also apply.

(This page filed under Transmittal No. 529)

Issued: November 13, 1998

Effective: November 28, 1998

ACCESS SERVICE

7. Special Access Service (Cont'd)7.4 Rate Regulations (Cont'd)7.4.1 Types of Rates and Charges (Cont'd)(C) Nonrecurring Charges (Cont'd)(1) Installation of Service (Cont'd)

In the event that video electronic equipment is unavailable and the Telephone Company must secure and ship electronic equipment in order to satisfy a customer's request for part-time Broadcast Video or Advanced Broadcast Video Service, the customer shall be given the option to authorize the Telephone Company to secure and ship the equipment or to cancel the order. If authority is given to the Telephone Company to obtain the equipment, the customer shall be advised of all shipping and related charges (USOC NRBVE will identify the amount of shipping and related charges). Such charges shall be flowed through to, and be the responsibility of, the customer. If the customer is unwilling to authorize payment of shipping and related charges and elects to cancel the order for service, cancellation charges as set forth in Section 5.2.3 preceding will not apply.

In addition, a Non-Standard Premises Connection Charge will apply, per customer, per NSP, for the installation of the first Telephone Company-provided 1.544 Mbps High Capacity, 44.736 Mbps High Capacity and DIGIPATH digital service II Special Access Service at a Non-Standard Premises (NSP) except when these Special Access services are provided subject to Special Construction. Any additional Special Access services ordered to the same NSP by the same customer will not be subject to the NSP Connection Charge. (C) (C) (C)

The NSP Connection Charge, set forth in Section 31.7 following, applies in addition to the nonrecurring charges for the associated channel termination rate element(s). The NSP Connection Charge covers the termination of the transmission facility from the serving wire center of the customer designated premises to the NSP and installation of a demarcation point.

When customer requests for service at an NSP require the installation of more than 3,000 feet of cable between the serving wire center of the customer designated premises and the NSP and/or more than \$1,000.00 in contracting services (e.g., trenching, rodding, boring, placing conduit, handholes and poles, obtaining permits, etc.), such installation will be subject to the provisions of Section 5.1.3 preceding, Special Construction instead of the NSP Connection Charge.

(This page filed under Transmittal No. 531)

Issued: November 30, 1998

Effective: December 15, 1998

ACCESS SERVICE

7. Special Access Service (Cont'd)7.4 Rate Regulations (Cont'd)7.4.1 Types of Rates and Charges (Cont'd)(C) Nonrecurring Charges (Cont'd)(2) Installation of Optional Features and Functions/Basic Service Elements

Nonrecurring charges apply for the installation of some of the optional features and functions or Basic Service Elements available with Special Access Service. Except for 1.544 Mbps Clear Channel Capability and MVS or Advanced Video Service optional features and functions, the charge applies whether the feature or function or BSE is installed coincident with the initial installation of service or at any time subsequent to the installation of the service. The charge for 1.544 Mbps High Capacity Clear Channel Capability and MVS or Advanced Video Service optional features and functions, applies only when the feature or function is installed at any time subsequent to the installation of service. The MVS Rf Subcarrier Transport optional feature is further subject to a First and Additional Nonrecurring Charge structure as set forth in (C)(1) preceding and 7.4.9(B)(3) following.

The optional features or BSEs for which nonrecurring charges apply are:

- Voice Grade Data Capability
- Voice Grade Telephoto Capability
- Program Audio Gain Conditioning
- Program Audio Stereo
- Wideband Data Transfer Arrangement
- WATS Access Line Extension Service
- DS3 to DS1 Central Office Multiplexing
- 1.544 Mbps High Capacity Clear Channel Capability

(D)
(D)
(D)

- MVS Video Bridging
- MVS Additional Separate Audio Signals
- MVS BTSC Stereo Audio Signal
- MVS Rf Subcarrier Transport
- SVS Video Bridging
- AUDVS Video Bridging

(This page filed under Transmittal No. 473)

Issued: September 25, 1997

Effective: October 10, 1997

ACCESS SERVICE

7. Special Access Service (Cont'd)7.4 Rate Regulations (Cont'd)7.4.1 Types of Rates and Charges (Cont'd)(C) Nonrecurring Charges (Cont'd)(2) Installation of Optional Features and Functions/Basic Service Elements
(Cont'd)

In the states where Expanded Interconnection has become operational, (N)
 nonrecurring charges for certain Optional Feature and Functions/Basic (N)
 Service Elements for 1.544 Mbps and 44.736 Mbps (electrical) High (N)
 Capacity Special Access Services are arranged in pricing zones. The (N)
 pricing zone for each serving wire center in the states where Expanded (N)
 Interconnection has become operational is specified in the NATIONAL (N) (x)
 EXCHANGE CARRIER ASSOCIATION, INC. TARIFF F.C.C. NO. 4. (N) (x)

When a customer's designated premises is served by a serving wire (N)
 center located in a state other than the state in which the customer's (N)
 designated premises is located, the nonrecurring charges for Special (N)
 Access Services Optional Features and Functions/Basic Service Elements (N)
 for such customer shall be the Special Access Service nonrecurring (N)
 charges then in effect for the serving wire center from which the (N)
 customer is served. (N)

(x) Issued under authority of Special Permission No. 93-597 of the Federal
 Communications Commission.

(This page filed under Transmittal No. 213)

Issued: July 20, 1993

Effective: August 20, 1993

ACCESS SERVICE

7. Special Access Service (Cont'd)7.4 Rate Regulations (Cont'd)7.4.1 Types of Rates and Charges (Cont'd)(C) Nonrecurring Charges (Cont'd)(3) Service Rearrangements

Service rearrangements are changes to existing (installed) services which do not result in either a change in the minimum period requirements or a change in the physical location of the point of termination at a customer designated premises. Changes which result in a change in the minimum period requirements (i.e., a change from one type of Special Access Service to another) are treated as discontinuances of existing service and installations of new service and are described in 5.2.5(D) preceding. Changes in the physical location of the point of termination at a customer designated premises are treated as moves and are described and charged for as set forth in 7.4.5 following. (C)

The charge to the customer for the service rearrangement is dependent on whether the change is administrative only in nature or involves actual physical change to the service.

Administrative changes, as follow, will be made without charge(s) to the customer:

- Change of customer name,
- Change of customer or customer's end user premises address when the change of address is not a result of a physical relocation of equipment,
- Change in billing data (name, address, or contact name or telephone number),
- Change of agency authorization,
- Change of customer circuit identification,
- Change of billing account number,
- Change of customer test line number,
- Change of customer or customer's end user contact name or telephone number, and
- Change of jurisdiction.

(This page filed under Transmittal No. 165)

Issued: February 16, 1993

Effective: ~~May 17, 1993~~
June 15, 1993

ACCESS SERVICE

7. Special Access Service (Cont'd)7.4 Rate Regulations (Cont'd)7.4.1 Types of Rates and Charges (Cont'd)(C) Nonrecurring Charges (Cont'd)(3) Service Rearrangements (Cont'd)

All other service rearrangements will be charged for as follows:

- If the change involves the addition of, or rearrangement to, one or more channel terminations to an existing multipoint service, the appropriate nonrecurring charge(s) will apply as set forth in (1) preceding. The charge(s) will apply only for the channel termination(s) that is being added or rearranged.
- If the change involves the addition of an optional feature or function or a BSE which has a separate nonrecurring charge, that nonrecurring charge will apply.
- If the change involves changing the type of signaling on a Voice Grade service, a charge equal to the Voice Grade channel termination rate element nonrecurring charge will apply on a first and additional basis. The charge will apply per channel termination affected.
- If the change involves the rearrangement of an existing Voice Grade Service or an existing multiplexed Voice Grade Service (e.g., Voice Grade Service multiplexed to Telegraph Grade Service) to a High Capacity Service, a Voice Grade to DS1 Rearrangement Charge will apply. The Voice Grade to DS1 Rearrangement Charge, as set forth in 31.7.3(E) following will apply to each Voice Grade Service rearranged.

(C)

(This page filed under Transmittal No. 323)

Issued: August 22, 1994

Effective: October 6, 1994

ACCESS SERVICE

7. Special Access Service (Cont'd)7.4 Rate Regulations (Cont'd)7.4.1 Types of Rates and Charges (Cont'd)(C) Nonrecurring Charges (Cont'd)(3) Service Rearrangements (Cont'd)

- If the change involves the rearrangement of an existing Voice Grade Service derived from a High Capacity Service to a different High Capacity Service, a Voice Grade to DS1 Rearrangement Charge will apply. The charge applies only when both High Capacity Services involved are between the same customer premises and Telephone Company Hub where the multiplexing function is performed. The Voice Grade to DS1 Rearrangement Charge, as set forth in 31.7.3(E) following will apply to each Voice Grade Service rearranged. (C)
- If the change involves the rearrangement of an existing DIGIPATH digital service II special access service to a High Capacity Service, a DDS II to DS1 Rearrangement Charge will apply. The DDS II to DS1 Rearrangement Charge, as set forth in 31.7.12(E) following will apply to each DIGIPATH digital service II rearranged. (C)
- If the change involves the rearrangement of an existing DIGIPATH digital service II special access service derived from a High Capacity Service to a different High Capacity Service, a DDS II to DS1 Rearrangement Charge will apply. The charge applies only when both High Capacity Services involved are between the same customer premises and Telephone Company Hub where the multiplexing function is performed. The DDS II to DS1 Rearrangement Charge, as set forth in 31.7.12(E) following will apply to each DIGIPATH digital service II rearranged. (C)

(This page filed under Transmittal No. 323)

Issued: August 22, 1994

Effective: October 6, 1994

ACCESS SERVICE

7. Special Access Service (Cont'd)7.4 Rate Regulations (Cont'd)7.4.1 Types of Rates and Charges (Cont'd)(C) Nonrecurring Charges (Cont'd)(3) Service Rearrangements (Cont'd)

- If the change involves the rearrangement of an existing High Capacity Service or an existing multiplexed High Capacity Service into a greater bit rate High Capacity Service, into an optical fiber interface arrangement, into a NYNEX Enterprise SONET Private Network Service or into Switched Access Service Interface Group 9, a Digital to Digital Rearrangement Charge as set forth in 31.7.9(D) following will apply for each service reconfigured. No charge applies to the multiplexed services on the existing High Capacity Service unless the customer changes service types, in which case the appropriate nonrecurring charge for each change will apply.
- If the change involves the rearrangement of an existing Telephone Company provided High Capacity Service or NYNEX Enterprise Service (C) or an existing Telephone Company provided multiplexed High Capacity Service or groomed NYNEX Enterprise Service into a Telephone Company (C) provided High Capacity or NYNEX Enterprise Service under an Expanded (C) Interconnection Arrangement, or from one Telephone Company provided Expanded Interconnection Arrangement to another within the same Telephone Company serving wire center, an Interconnection Rearrangement Charge as set forth in 31.7.9(D)(3)(a) following will apply for each service reconfigured.
- If the change involves the rearrangement of a Telephone Company provided High Capacity or NYNEX Enterprise Service provided under ar (C) Expanded Interconnection Arrangement to a Telephone Company provided High Capacity, NYNEX Enterprise, multiplexed High Capacity Service (C) or groomed NYNEX Enterprise Service, an Interconnection (C) Rearrangement Charge as set forth in 31.7.9(D)(3)(b) following will (C) apply for each service reconfigured.
- For all other changes, including the addition of optional features or BSEs without separate nonrecurring charges, a charge equal to a channel termination rate element nonrecurring charge. Only one such charge will apply per service, per change.

(This page filed under Transmittal No. 494)

Issued: April 2, 1998

Effective: ~~April 17, 1998~~
April 18, 1998

Vice President - Access and Network Interconnection Marketing
222 Bloomingdale Rd., White Plains, NY 10605

ACCESS SERVICE

7. Special Access Service (Cont'd)7.4 Rate Regulations (Cont'd)7.4.1 Types of Rates and Charges (Cont'd)(C) Nonrecurring Charges (Cont'd)(3) Service Rearrangements (Cont'd)

- If the change involves the rearrangement of an entire central office multiplexing arrangement (i.e., Special Access Services and multiplexer) to Special Access Services provided to NYNEX Enterprise Network Reconfiguration Service network access ports (NRS ports), a Mux to NRS Rearrangement Charge applies provided that: (C)
- (a) the same wire center is maintained (i.e., the serving wire center of the Hub where the multiplexing function was performed is the same serving wire center of the Hub where the NRS function is performed); and
- (b) the same speed and type of service is maintained; and
- (c) all Service Discount Plan Termination Liability requirements are met if the services and/or multiplexer were included in a Service Discount Plan prior to rearranging to NYNEX Enterprise Network Reconfiguration Service. The regulations applicable for replacement of, or upgrade to, service within a Service Discount Plan are set forth in 7.4.10(C) following. (C)

The Mux to NRS Rearrangement Charge will apply in lieu of all applicable nonrecurring charges associated with the installation of the Special Access Services provided to the NRS ports. Only 1 (one) such rearrangement charge will apply per multiplexing arrangement, regardless of the number of Special Access Services involved in the rearrangement. Nonrecurring charges will apply for each NRS port installed in conjunction with each Special Access Service. Nonrecurring charges for the NRS Network Access Ports are specified in Section 31.19 following.

The Mux to NRS Rearrangement Charge is specified in Section 31.7.9 following.

(This page filed under Transmittal No. 473)

Issued: September 25, 1997

Effective: October 10, 1997

ACCESS SERVICE

7. Special Access Service (Cont'd)7.4 Rate Regulations (Cont'd)7.4.1 Types of Rates and Charges (Cont'd)(C) Nonrecurring Charges (Cont'd)(3) Service Rearrangements (Cont'd)

- If the change involves the rearrangement of existing Special Access Service or multiplexed Special Access Service (for purposes of administering this regulation the term Special Access Service does not include NYNEX Enterprise Services) into a Special Access Service or a multiplexed Special Access Service connected or groomed to a NYNEX Enterprise Service at a NES Hub or a NES Extension Hub (grooming may not occur at a NES Extension Hub), no charge will apply to connect or groom the Special Access Service or multiplexed Special Access Service to the NYNEX Enterprise Service. No charge applies to the multiplexed Special Access Services unless the customer changes service types, in which case the appropriate nonrecurring charge for each change will apply.
- If the change involves the rearrangement of an 8 bit Advanced Uncompressed Digital Video Service into a 10 bit Advanced Uncompressed Digital Video Service, a charge equal to the nonrecurring charge for the subsequent addition of one 10 bit Additional Transmit or Additional Receive channel termination, as applicable, will apply.
- If the change involves the rearrangement of a two-point Advanced Broadcast Video Service into an Advanced Broadcast Video Service provided on a point to Hub basis (i.e., from a customer designated premises to a Telephone Company Hub) at which the ABVS channel will be connected to other compatible ABVS channels, no charge will apply provided that the same point (i.e., customer designated premises) is maintained.

(This page filed under Transmittal No. 399)

Issued: November 21, 1995

Effective: January 5, 1996

ACCESS SERVICE

7. Special Access Service (Cont'd)7.4 Rate Regulations (Cont'd)7.4.1 Types of Rates and Charges (Cont'd)

- (D) Early Termination Charges (N)
- Early Termination charges apply to Special Access Service which is (N)
provided under a term plan and disconnected in full or in part prior to (N)
the customer satisfying the selected term plan for the service. The (N)
charge to be applied for a 3 year term plan is calculated by multiplying (N)
the 3 year rate by the number of months and fraction thereof remaining (N)
in the 3 year term plan. The charge to be applied for a 5 year term (N)
plan is the lowest Early Termination Charge calculated using the methods (N)
set forth in (1) and (2) following. (N)
- (1) For disconnects prior to the end of the selected term plan in which (N)
the service has not been in service for at least 3 years, the Early (N)
Termination Charge is 100 % of the applicable monthly rates for each (N)
month and fraction thereof in the balance of the 5 year term plan. (N)
- (2) For disconnects prior to the end of the selected term plan, but after (N)
service has been in for at least 3 years, the Early Termination Charge (N)
is the lesser amount of (i) 100 % of the applicable monthly rates for (N)
each month and fraction thereof in the balance of the 5 year term plan (N)
or (ii) the difference between the 3 year rate and the 5 year rate for (N)
the period the service has been in effect. (N)

(This page filed under Transmittal No. 499)

Issued: May 7, 1998

Effective: May 22, 1998

ACCESS SERVICE

7. Special Access Service (Cont'd)7.4 Rate Regulations (Cont'd)7.4.2 Surcharge for Special Access Service(A) General

In addition to the rates and charges described in 7.4.1 preceding, there is a monthly surcharge that applies to Special Access Service. The Special Access Surcharge compensates the Telephone Company for use of the local exchange network when Special Access Service is connected to a PBX or equivalent device which is capable of interconnecting the Special Access Service with local exchange service.

The Telephone Company will automatically bill the surcharge on each Special Access Service installed irrespective of whether the interconnection capability exists in the customer's premises equipment or in a Centrex type switch unless written certification is received from the customer certifying exemption status as set forth in (B) following.

(B) Special Access Surcharge Exemptions

The Special Access Service will be exempted from the surcharge if the customer provides the Telephone Company written certification that the Special Access Service termination is one of the following:

- an open-end termination in a Telephone Company switch of an FX line, including CCSA and CCSA-equivalent ONALS; or
- an analog channel termination that is used for radio or television program transmission; or
- a termination used for TELEX service; or
- a termination that by nature of its operating characteristics could not make use of Telephone Company common lines; or

ACCESS SERVICE

7. Special Access Service (Cont'd)

7.4 Rate Regulations (Cont'd)

7.4.2 Surcharge for Special Access Service (Cont'd)

(B) Special Access Surcharge Exemptions (Cont'd)

- a termination that interconnects either directly or indirectly to the local exchange network where the usage is subject to Carrier Common Line charges such as, where the Special Access Service accesses only FGA or CSL BSA and no local exchange lines, or Special Access Service between customer points of termination or Special Access Service connecting CCSA or CCSA-type equipment (inter-machine trunks); or (C)
- a termination that the customer certifies to the Telephone Company is not connected to a PBX or other device capable of interconnecting the special access facility to a local exchange subscriber line; or
- a termination that the customer certifies to the Telephone Company is connected to a PBX or other device which, through either hardware or software restrictions, is not capable of interconnecting the special access facility to a local exchange subscriber line.

Issued: November 1, 1991

Effective: ~~February 1, 1992~~
February 2, 1992

ACCESS SERVICE

7. Special Access Service (Cont'd)

7.4 Rate Regulations (Cont'd)

7.4.2 Surcharge for Special Access Service (Cont'd)

(C) Exemption Certification

- (1) Special Access Services which are terminated as set forth in (B) preceding will be exempted from the Special Access Surcharge if the customer provides the Telephone Company with a written notification certifying exemption. Such notification shall be provided by the customer (1) at the time the Special Access Service is ordered or installed; (2) at such time as the Special Access Service is reterminated to a device not capable of interconnecting to the local exchange network; or (3) at such time as the Special Access Service becomes associated with a Switched Access Service that is subject to Carrier Common Line charges.
- (2) If written certification is not received at the time the Special Access Service is obtained, the surcharge will be applied. Exempt status will become effective on the certification date indicated by the customer, subject to the regulations in (D) following.

Issued: January 25, 1991

Effective: February 9, 1991

ACCESS SERVICE

7. Special Access Service (Cont'd)7.4 Rate Regulations (Cont'd)7.4.2 Surcharge for Special Access Service (Cont'd)(C) Exemption Certification (Cont'd)

- (3) The exemption certification is to be provided by the customer ordering the service. The certification must be signed by the customer or authorized representative and include the category of exemption, as set forth in (B) preceding, for each termination, and the date which the exemption is effective.
- (4) The customer shall also notify the Telephone Company when an exempted Special Access Service is changed or reterminated such that the exemption is no longer applicable.

(D) Crediting the Surcharge

The Telephone Company will cease billing the Special Access Surcharge when certification that the Special Access Service has become exempt from the surcharge, as set forth in (B) preceding is received. If the status of the Special Access Service was changed prior to receipt for the exemption certification, the Telephone Company will credit the customer's account, not to exceed ninety (90) days, based on the effective date of the change specified by the customer in the letter of certification.

ACCESS SERVICE

7. Special Access Service (Cont'd)7.4 Rate Regulations (Cont'd)7.4.2 Surcharge for Special Access Service (Cont'd)(E) Application of Rates

- (1) The monthly Special Access Surcharge applies to Special Access Services arranged, as set forth in (A) preceding, on a per voice equivalent basis as shown in the following example.

<u>Special Access Service</u>	<u>Voice Grade Equivalent</u>	<u>Surcharge</u>	<u>Monthly Charge</u>	
Voice Grade	1 X	\$25	\$ 25.00	
Wideband Analog Group Level	12 X	\$25	300.00	
DS1	24 X	\$25	600.00	
DS3	672 X	\$25	16,800.00	
OC3	2016 X	\$25	50,400.00	(N)
OC12	8064 X	\$25	201,600.00	(N)
OC48	32256 X	\$25	806,400.00	(N)

(This page filed under Transmittal No. 308)

Issued: June 24, 1994

Effective: ~~August 8, 1994~~
August 15, 1994

Managing Director - Access Matters
222 Bloomingdale Rd., White Plains, NY 10605

ACCESS SERVICE

7. Special Access Service (Cont'd)7.4 Rate Regulations (Cont'd)7.4.2 Surcharge for Special Access Service (Cont'd)(E) Application of Rates (Cont'd)

- (2) In the case of multipoint Special Access Service, one Special Access Surcharge will apply for each termination at a customer designated premises except that no surcharge applies at the customer designated premises at which the Special Access Service is connected to the customer's interstate facilities.

For example, a multipoint Special Access Service connects three customer designated premises, A, B and C. Customer designated premises A is where the Special Access Service is connected to the customer's interstate facilities, and no Special Access Surcharge will apply to that termination. However, the Special Access Surcharge will apply, per termination, to customer designated premises B and C.

- (3) The Telephone Company will bill the surcharge to the customer who orders the Special Access Service unless the Service is exempt as set forth in (B) preceding or as specified in (4) following.

- (4) In the case of Special Access Service or NYNEX Enterprise SONET Private Network Service (NESPNS) provided under a Shared Billing Arrangement, one Special Access Surcharge will apply for each derived service. In no case shall the total number of Special Access Surcharges applied exceed the total voice equivalency for the type of High Capacity, NESPNS or NYNEX Enterprise Special Access service ordered. (C)

7.4.3 Reserved for Future Use

(This page filed under Transmittal No. 340)

Issued: October 19, 1994

Effective: December 3, 1994

ACCESS SERVICE

7. Special Access Service (Cont'd)7.4 Rate Regulations (Cont'd)7.4.4 Minimum Periods

Except for the following services, the minimum period for all services is three months. The minimum period for optional features and functions or BSEs is the same minimum period as the associated Special Access Service, unless otherwise specified.

- For part-time and occasional Broadcast Video, Advanced Broadcast Video and Program Audio services, the minimum period is one day (i.e., a continuous 24 hour period, not limited to a calendar day)
- For Advanced Video Service (AUDVS, ABVS and SCVS), Fiber Based Multichannel Video Service (MVS) and Supertrunking Transport Video Service (SVS), the minimum period is one year. (C)
- For Channel Extension Service, the minimum period is three years.
- For service provided under a Commitment Discount Plan as set forth in Section 25.1 following, the minimum period is one year in lieu of the minimum period which would normally apply to that service.

7.4.5 Moves

A move involves a change in the physical location of one of the following:

- The Point of Termination at the customer's designated premises
- The customer's designated premises

The charges for the move are dependent on whether the move is to a new location within the same building or to a different building.

(A) Moves Within the Same Building

When the move is to a new location within the same building, the charge for the move will be an amount equal to one half of the applicable channel termination nonrecurring charge for the service affected as set forth in 7.4.1 preceding. There will be no change in the minimum period or Service Discount Plan requirements.

(B) Moves To a Different Building

Moves to a different building will be treated as a discontinuance and start of service and all associated nonrecurring charges will apply. New minimum period and/or Service Discount Plan requirements will be established for the new services. The customer will also remain responsible for satisfying all outstanding minimum period and/or termination liability charges for the discontinued service except as specified in 7.4.10(C)(5) following.

(This page filed under Transmittal No. 529)

Issued: November 13, 1998

Effective: November 28, 1998

ACCESS SERVICE

7. Special Access Service (Cont'd)

7.4 Rate Regulations (Cont'd)

7.4.5 Moves (Cont'd)

(D) (y)
(D) (y)
(D) (y)
(D) (y)
(D) (y)
(D) (y)
(D) (y)
(D) (y)
(D) (y)
(D) (y)
(D) (y)
(D) (y)
(D) (y)
(D) (y)
(D) (y)

(y) Issued on not less than 1 day's notice under authority of Special Permission No. 94-1502 of the Federal Communications Commission to reinstate material presently in effect.

(This page filed under Transmittal No. 359)

Issued: December 29, 1994

Effective: December 30, 1994

Vice President - Access and Network Interconnection Marketing
222 Bloomingdale Rd., White Plains, NY 10605

ACCESS SERVICE

7. Special Access Service (Cont'd)7.4 Rate Regulations (Cont'd)7.4.6 Mileage Measurement

The mileage to be used to determine the monthly rate for the Channel Mileage is calculated on the airline distance between the locations involved, i.e., the serving wire centers associated with two customer designated premises, except as set forth in 2.4.7(C) preceding; a serving wire center associated with a customer designated premises and a Network Controller location or a Telephone Company Hub; a serving wire center associated with a customer designated premises and an Expanded Interconnection multiplexing location; an Expanded Interconnection multiplexing location and a Telephone Company Hub where multiplexing or Frame Relay Service functions are performed; a serving wire center associated with a customer designated premises and a WATS Serving Office; or two Telephone Company Hubs. The serving wire center associated with a customer designated premises is the serving wire center from which the customer designated premises would normally obtain dial tone.

(C)
(C)
(C)
(C)
(C)

Mileage is shown in Section 31.7 following in terms of mileage bands. Except as specified otherwise, there are two rates that apply per band, i.e., a fixed rate per band and a rate per mile. To determine the rate to be billed, first compute the mileage using the V&H coordinates method, as set forth in the NATIONAL EXCHANGE CARRIER ASSOCIATION, INC. TARIFF F.C.C. NO. 4, then find the band into which the computed mileage falls and apply the rates shown for that band. When the calculation results in a fraction of a mile, always round up to the next whole mile before determining the mileage band and applying the rates.

(This page filed under Transmittal No. 396)

Issued: October 6, 1995

Effective: November 20, 1995

ACCESS SERVICE

7. Special Access Service (Cont'd)7.4 Rate Regulations (Cont'd)7.4.6 Mileage Measurement (Cont'd)

When Hubs are involved, mileage is computed and rates applied separately for each section of the Channel Mileage, i.e., customer designated premises serving wire center to Hub, Hub to Hub and/or Hub to customer designated premises serving wire center, Expanded Interconnection multiplexing node or virtual collocation arrangement. However, when any service is routed through a Hub for purposes other than customer specified bridging, multiplexing, grooming, Vertical Service (i.e., NRS or FRS) or NYNEX Enterprise Service (e.g., the Telephone Company chooses to so route for test access purposes), rates will be applied only to the distance calculated between the serving wire centers associated with the customer designated premises.

(C)
(C)7.4.7 Facility Hubs

A customer has the option of ordering Voice Grade facilities or digital high capacity facilities (i.e., DS1, DS1C or DS3) to a facility Hub for channelizing to individual services requiring lower capacity facilities (e.g., Telegraph Grade, Voice Grade, Program Audio, etc.).

Different locations may be designated as Hubs for different facility capacities, e.g., multiplexing from digital to digital may occur at one location while multiplexing from digital to analog may occur at a different location. Locations (wire centers) that provide multiplexing of High Capacity Services have been designated as Intermediate Hubs, Super-Intermediate Hubs or Terminus Hubs (described in 2.6 preceding). Locations (wire centers) that provide grooming of NYNEX Enterprise Services are the wire centers designated as NES Hubs. When ordering, the customer will specify the desired multiplexing Hub(s) or grooming Hubs, as applicable, selected from the NATIONAL EXCHANGE CARRIER ASSOCIATION, INC. TARIFF F.C.C. NO. 4. This tariff identifies the type(s) of multiplexing or grooming functions which are available, the serving wire centers at which they are available and the serving wire centers that subtend High Capacity DS3 to DS1 and DS1 to Voice multiplexing Hubs.

(This page filed under Transmittal No. 494)

Issued: April 2, 1998Effective: ~~April 17, 1998~~
April 18, 1998

Vice President - Access and Network Interconnection Marketing
222 Bloomingdale Rd., White Plains, NY 10605

ACCESS SERVICE

7. Special Access Service (Cont'd)7.4 Rate Regulations (Cont'd)7.4.7 Facility Hubs (Cont'd)

Some of the types of multiplexing or grooming available include the following: (C)

- from higher to lower bit rate
- from higher to lower bandwidth
- from digital to voice frequency channels

End to end services may be provided on channels of these facilities to a Hub. The transmission performance for the end to end service provided between customer designated premises will be that of the lower capacity or bit rate. For example, when a 1.544 Mbps facility is multiplexed to voice frequency channels, the transmission performance of the channelized services will be Voice Grade, not High Capacity.

The Telephone Company will commence billing the monthly rate for the facility to the Hub on the date specified by the customer on the service order. Individual services utilizing these facilities may only be ordered and/or installed subsequent to the installation of the facility to the Hub. The customer will be billed for a Voice Grade, high capacity or NES digital Channel Termination, Channel Mileage (when applicable), and the multiplexer at the time the facility is installed. Individual service rates (by service type) will apply for a Channel Termination and additional Channel Mileage (as required) for each channelized service. These will be billed to the customer as each individual service is installed. (C)

(This page filed under Transmittal No. 473)

Issued: September 25, 1997

Effective: October 10, 1997

ACCESS SERVICE

7. Special Access Service (Cont'd)7.4 Rate Regulations (Cont'd)7.4.7 Facility Hubs (Cont'd)

Cascading multiplexing or grooming occurs when a high capacity digital channel is de-multiplexed to provide channels with a lesser capacity and one of the lesser capacity channels is further de-multiplexed or groomed. For example, a DS1 facility is de-multiplexed to twenty four Voice Grade channels and then one of the Voice Grade channels is further de-multiplexed to individual Telegraph Grade channels.

(D)
(D)
(D)
(D)

When cascading multiplexing is performed, whether in the same or a different Hub, a charge for the additional multiplexing unit also applies. When cascading multiplexing is performed at different Hubbing locations, Channel Mileage rates and Mid-link nonrecurring charges also apply between the Hubs.

A ThruPath Service connection occurs when a channel which has been derived from one multiplexed or groomed facility is interconnected with a channel which has been derived from a different multiplexed or groomed facility of the same bit rate. The two derived channels are interconnected to create a single channel of a lesser capacity between the two multiplexed or groomed facilities as follows.

- Digipath digital service II between two multiplexed 1.544 Mbps High Capacity Services
- 1.544 Mbps High Capacity Services between two 44.736 Mbps High Capacity Services
- NES DS0, SDA, Voice or FDS1 between two Special Access groomed DS1 facilities
- NES DS1 between two Special Access multiplexed or groomed DS3 facilities
- 44.736 Mbps High Capacity Service between two Optical Line Multiplexers associated with two 44.736 Mbps High Capacity Services, each of which are provided with the optical fiber interface option

(S) (x)

(x) Material scheduled to become effective May 22, 1998 under Transmittal No. 499.

(This page filed under Transmittal No. 501)

Issued: May 22, 1998

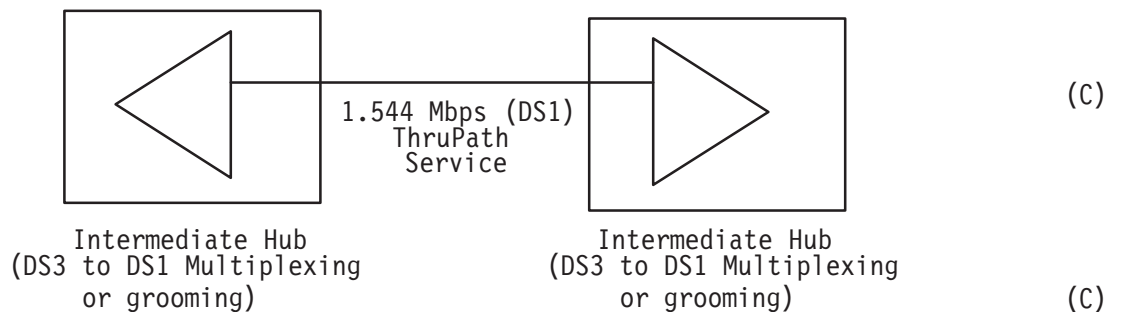
Effective: June 6, 1998

ACCESS SERVICE

7. Special Access Service (Cont'd)7.4 Rate Regulations (Cont'd)7.4.7 Facility Hubs (Cont'd)

For example, two separate DS3 facilities are each de-multiplexed or groomed down to twenty eight DS1 channels and a DS1 channel from one multiplexed or groomed DS3 facility is interconnected with a DS1 channel from the other DS3 multiplexed or groomed facility to create a single DS1 channel between the two multiplexed facilities. (C)

Example: Through-connection of multiplexed facilities



In addition to the channel mileage rates for the lesser capacity channel arranged between the two Hubs, a nonrecurring charge (Thrupath Connection Charge) applies. The ThruPath Connection Charge applies whether the Hubs are located in the same or different wire centers. Except for the following Hub locations, High Capacity ThruPath Service connections are available at or between all Intermediate or Super-Intermediate Hubs. (C)

- Essex Junction, VT
- Mansfield, MA
- Maynard, MA
- Natick, MA
- New Bedford, MA
- North Chelmsford, MA
- Rehoboth, MA

In the case of NYNEX Enterprise Services, ThruPath Service connections are available at or between NES Hubs. (N)

(This page filed under Transmittal No. 473)

Issued: September 25, 1997

Effective: October 10, 1997

ACCESS SERVICE

7. Special Access Service (Cont'd)7.4 Rate Regulations (Cont'd)7.4.7 Facility Hubs (Cont'd)

The Telephone Company will work cooperatively with the customer in determining the routing required for Video, Advanced Video and Program Audio services. A customer can order full-time and/or part-time service(s) between customer designated premises or between customer designated premises and a Hub and will be billed accordingly at the rates set forth in 31.7.4 or 31.7.5 following for the full-time or part-time service, as appropriate. (C)

At the request of a customer, compatible full-time and/or part-time services provided to a Hub may be connected together in the following configurations: full-time to full-time, full-time to part-time or part-time to part-time. The customer will be charged for each such connection made at the rates for Other Labor as set forth in 31.13 following. The rates that apply for the service between each customer designated premises and the Hub are a Channel Termination and Channel Mileage, if applicable, and any associated optional features and functions or BSEs. (C)
(C)

7.4.8 Shared Use Digital High Capacity Services

Shared use occurs when Special Access Service and Switched Access Service including CCSA are provided over the same High Capacity, NES DS1 or NES DS3 facilities through a common interface. The regulations governing Shared Use Arrangements are set forth in Section 5.2.7 preceding.

(This page filed under Transmittal No. 339)

Issued: October 17, 1994

Effective: December 1, 1994

ACCESS SERVICE

7. Special Access Service (Cont'd)

7.4 Rate Regulations (Cont'd)

7.4.8 Shared Use Digital High Capacity Services (Cont'd)

Regulations previously found on this page can now be found on 5th Revised Page 5-34 and Original Page 5-34.1.1.

(This page filed under Transmittal No. 221)

Issued: September 1, 1993

Effective: ~~December 1, 1993~~
December 30, 1993

Managing Director - Access Markets
222 Bloomingdale Rd., White Plains, NY 10605

ACCESS SERVICE

7. Special Access Service (Cont'd)

7.4 Rate Regulations (Cont'd)

7.4.8 Shared Use Digital High Capacity Services (Cont'd)

Regulations previously found on this page can now be found on 5th Revised Page 5-34 and Original Page 5-34.1.

(This page filed under Transmittal No. 221)

Issued: September 1, 1993

Effective: ~~December 1, 1993~~
December 30, 1993

Managing Director - Access Markets
222 Bloomingdale Rd., White Plains, NY 10605

ACCESS SERVICE

7. Special Access Service (Cont'd)

7.4 Rate Regulations (Cont'd)

7.4.8 Shared Use Digital High Capacity Services (Cont'd)

Regulations previously found on this page can now be found on Original Page 5-34.1.

(This page filed under Transmittal No. 221)

Issued: September 1, 1993

Effective: ~~December 1, 1993~~
December 30, 1993

Managing Director - Access Markets
222 Bloomingdale Rd., White Plains, NY 10605

ACCESS SERVICE

7. Special Access Service (Cont'd)7.4 Rate Regulations (Cont'd)7.4.9 Service-Specific Rate Regulations(A) 44.736 Mbps High Capacity Service

Standard rates and charges apply to 44.736 Mbps Service, and 44.736 Mbps Service provided with an optical fiber interface option (i.e., 135 Mbps capacity, 405 Mbps capacity and 560 Mbps capacity), as specified in 31.7 following.

(1) Channel Termination Monthly Rates

The First Channel Monthly Rate applies to the first Channel Termination installed at a customer designated premises. When more than one 44.736 Mbps Service is ordered between the same two locations (i.e., customer designated premises to customer designated premises or a customer designated premises to a Telephone Company Hub), monthly rates apply based on the rate steps specified in 31.7 following for each Channel Termination installed on the same or subsequent date at the same customer premises. The rate steps will be applied to a total of all such channels whether the channels are provided on a month to month basis, under one or more Service Discount Plans or a combination of both, or under a Commitment Discount Plan. Disconnection of any channel is based on ascending order, i.e., the last channel installed is to be the first channel removed. The First Channel Monthly Rate remains in effect until all channels are disconnected.

(C)

(This page filed under Transmittal No. 502)

Issued: June 15, 1998

Effective: June 30, 1998

ACCESS SERVICE

7. Special Access Service (Cont'd)7.4 Rate Regulations (Cont'd)7.4.9 Service-Specific Rate Regulations (Cont'd) (C)(A) 44.736 Mbps High Capacity Service (Cont'd) (T)(2) Channel Termination Mileage Measurement (T)

Channel Termination for certain Special Access Services (e.g., 44.736 Mbps Service) consists of a fixed and a per 1/4 mile rate. A minimum fixed and one per 1/4 mile rate always applies. The mileage used to determine the monthly rate for distance sensitive Channel Terminations is the airline distance measured in increments of 1/4 mile (a fractional 1/4 mile increment being considered as a full 1/4 mile increment), directly between the customer's premises and the serving wire center. The mileage measurement is determined by utilizing exchange maps and mileage tables located in designated Telephone Company business offices for such purposes.

(3) Channel Termination Mileage Measurement for 44.736 Mbps Service with an Optical Interface (T)

Channel Termination consists of a fixed and a per 1/4 mile rate. A minimum fixed and one per 1/4 mile rate always applies. Under Option 2, only one 1/4 mile rate applies. The mileage used to determine the monthly rate for distance sensitive Channel Terminations is the airline distance measured in increments of 1/4 mile (a fractional 1/4 mile increment being considered as a full 1/4 mile increment), directly between the customer's premises and the serving wire center. The mileage measurement is determined by utilizing exchange maps and mileage tables located in designated Telephone Company business offices for such purposes.

(4) Channel Mileage Measurement (T)

Channel Mileage Measurement for 44.736 Mbps Service and 44.736 Mbps Service with an optical interface (i.e., 135 Mbps capacity, 405 Mbps capacity and 560 Mbps capacity) is specified in 7.4.6 preceding.

(This page filed under Transmittal No. 293)

Issued: April 25, 1994

Effective: June 9, 1994

Managing Director - Access Markets
222 Bloomingdale Rd., White Plains, NY 10605

(T)

ACCESS SERVICE

7. Special Access Service (Cont'd)7.4 Rate Regulations (Cont'd)7.4.9 Service Specific Rate Regulations (Cont'd)

- (B) Fiber Based Multichannel Video Service (MVS) and Advanced Uncompressed Digital Video Service (AUDVS) (C)
(C)

Standard rates and charges apply to MVS and AUDVS as specified in 31.7.5 and 31.7.15 following, respectively. (C)
(C)

(1) Channel Termination Monthly Rates

For Transmit and Receive channel terminations provided on a first and additional basis, the First channel termination monthly rate applies to the first video signal of each channel installed at a customer designated premises. An Additional channel termination monthly rate applies for each additional video signal added to the same channel at the same customer designated premises. The customer may disconnect the Additional channel terminations in any order desired. However, the First channel termination monthly rate remains in effect until all video signals on the channel are disconnected. (C)
(C)
(C)
(C)
(C)

For the AUDVS Dual Transmit channel termination, the monthly rate applies per point of termination, regardless of the number of video signals provided over the channel. (N)
(N)
(N)

(2) Channel Mileage Measurement

Channel Mileage monthly rates consist of a Fixed and Per Mile rate which apply to each channel regardless of the number of Channel Terminations provided over the channel. Channel Mileage measurement is as specified in 7.4.6 preceding. (C)
(C)
(C)

Certain regulations previously found on this page can now be found on Original Page 7-119.2.

(This page filed under Transmittal No. 339)

Issued: October 17, 1994

Effective: December 1, 1994

ACCESS SERVICE

7. Special Access Service (Cont'd)7.4 Rate Regulations (Cont'd)7.4.9 Service Specific Rate Regulations (Cont'd)

- (B) Fiber Based Multichannel Video Service (MVS) and Advanced Uncompressed Digital Video Service (AUDVS) (Cont'd) (C)
(C)

- (3) Optional Features and Functions (M)

Nonrecurring charges apply to optional features and functions. Except (C)
for Video Bridging, MVS Additional Separate Audio Signals, MVS BTSC (C)
Stereo Audio Signals and MVS Rf Subcarrier Transport, the charge (T)
applies whether the feature or function is installed coincident with (M)
the initial installation of service or at any time subsequent to the (M)
installation of service. For Video Bridging, MVS Additional Separate (C)
Audio Signals, MVS BTSC Stereo Audio Signals and MVS Rf Subcarrier (C)
Transport, the charge applies only when the feature or function is (C)
installed at any time subsequent to the installation of service. (M)

For the MVS Rf Subcarrier Transport optional feature, the nonrecurring (C)
charge is further subject to a first and additional nonrecurring rate (M)
structure. A First Nonrecurring Charge will apply, per option, for (M)
the initial optional feature ordered. An Additional Nonrecurring (M)
Charge will apply, per option, for each additional optional feature (M)
which is ordered at the same time on the same Access Order, for the (M)
same due date and between the same premises, provided the optional (M)
feature is identical to the initial optional feature. The Rf (M)
Subcarrier Transport charge applies per point of termination. (M)

Certain regulations on this page formerly appeared on Original Page 7-119.1.

(This page filed under Transmittal No. 339)

Issued: October 17, 1994

Effective: December 1, 1994

ACCESS SERVICE

7. Special Access Service (Cont'd)7.4 Rate Regulations (Cont'd)7.4.9 Service-Specific Rate Regulations (Cont'd)(C) Channel Extension Service

(S) (x)

Rates and charges apply for Channel Extension Service as specified in Section 31.7.17 following. Such charges are shown as a 3 year rate or a 5 year rate and apply on a monthly basis during the term selected by the customer. Channel termination, channel mileage and repeater rates and charges apply as set forth in (1) through (3) following. When service is disconnected in whole or in part prior to completion of the 3 year or 5 year term plan, as applicable, early termination charges apply as set forth in Section 7.4.1(D) preceding.

(S) (x)
(S) (x)
(S) (x)
(S) (x)
(S) (x)
(S) (x)
(S) (x)

(1) Channel Termination Monthly Rates and Nonrecurring Charges

(S) (x)

The First Channel Termination Monthly Rate and Nonrecurring Charge applies to the first channel termination installed at a customer designated premises. When more than one Channel Extension Service channel terminations are provided to a customer designated premises at which a First Channel Termination has already been provided, the Additional Channel Termination Monthly Rate and Nonrecurring Charge applies to each additional channel termination provided to that same customer designated premises. The Additional Channel Termination Monthly Rate and Nonrecurring Charge applies whether or not the additional service(s) are ordered at the same time, are on the same or different Access Order or are scheduled for the same or different due dates.

(S) (x)
(S) (x)
(S) (x)
(S) (x)
(S) (x)
(S) (x)
(S) (x)
(S) (x)
(S) (x)
(S) (x)
(C) (y)
(S) (x)

(x) Material scheduled to become effective May 22, 1998 under Transmittal No. 499.

(y) Issued on not less than 1 day's notice under authority of Special Permission No. 98-106 of the Federal Communications Commission.

(This page filed under Transmittal No. 500)

Issued: May 21, 1998

Effective: May 22, 1998

ACCESS SERVICE

7. Special Access Service (Cont'd)7.4 Rate Regulations (Cont'd)7.4.9 Service-Specific Rate Regulations (Cont'd)

- (C) Channel Extension Service (Cont'd) (N)
- (2) Channel Mileage Monthly Rates (N)
- Channel Mileage for Channel Extension Service is calculated on the (N)
airline distance between the serving wire centers associated with the (N)
two customer designated premises involved. The rates for channel (N)
mileage are shown in terms of mileage bands. The manner in which the (N)
channel mileage is calculated and rates apply are as set forth in (N)
Section 7.4.6 preceding. (N)
- (3) Repeater Monthly Rates (N)
- When required to meet the transmission requirements for the service, a (N)
First Repeater monthly rate applies to the first repeater placed in a (N)
Telephone Company wire center. When more than one Channel Extension (N)
Service repeater is provided in the same wire center in which a First (N)
Repeater has already been provided, an Additional Repeater monthly (N)
rate applies to each additional repeater provided to that same wire (N)
center. (N)

(This page filed under Transmittal No. 499)

Issued: May 7, 1998

Effective: May 22, 1998

ACCESS SERVICE

7. Special Access Service (Cont'd)7.4 Rate Regulations (Cont'd)7.4.10 Service Discount Plan(A) General

Service Discount Plans are applicable to the following services:

- Voice Grade Service*
- Digital Data Service*
- DOVPATH Service
- DIGIPATH digital service II
- 1.544 Mbps Service
- 44.736 Mbps Service
- NYNEX Enterprise Network Reconfiguration Service+
- Broadcast Video Service**
- Enterprise SONET Service# (T)(y)
- Advanced Uncompressed Digital Video Service
- Serial Component Video Service (S)(x)
- Supertunking Transport Video Service
- Fiber Based Multichannel Video Service
- NYNEX Enterprise Services***
- Frame Relay Service+
- NYNEX Enterprise ATM Cell Relay Service
- NYNEX Enterprise SONET Private Network Service

Service Discount Plans are provided with Rate Stability as set forth in (G) following for the following types of services:

- NYNEX Enterprise Services***
- NYNEX Enterprise SONET Private Network Service

* New York Telephone only.

** New England Telephone only.

*** Except for NES FDDI Service, NYNEX Enterprise Services are available in New York Telephone only.

+ Denotes a Vertical Service.

Service availability limited. See # footnote in Section 26.1.2(A) following. (T)(y)

(x) Material scheduled to become effective November 28, 1998 under Transmittal No. 529.

(y) Issued on not less than 3 days' notice under authority of Special Permission No. 98-261 of the Federal Communications Commission to revise tariff page to 20th Revised Page 7-120 and to display effective regulations which were inadvertently dropped from non-related revisions filed under Transmittal No. 529. 19th Revised Page 7-120 was inadvertently filed as 18th Revised Page 7-120 under Transmittal No. 529.

(This page filed under Transmittal No. 530)

Issued: November 25, 1998

Effective: November 28, 1998

ACCESS SERVICE

7. Special Access Service (Cont'd)7.4 Rate Regulations (Cont'd)7.4.10 Service Discount Plan (Cont'd)(A) General (Cont'd)

A customer with one or more services has the option of requesting, at any time, a Service Discount Plan for some or all services of the same type and, in the case of certain digital services, of the same speed (i.e., 2.4, 4.8, 9.6, or 56.0 kbps Digital Data Services, 1.544 Mbps and 44.736 Mbps Service with an optical fiber interface option). When FRS 56 kbps Access Concentrator Port Connections and the associated 56 kbps DDS II transport are provided under the FRS Term Commitment Plan as specified in Section 17.3.2 following, those services may not be provided under this Service Discount Plan. In the case of NES FDDI Service, all Channel Termination and Channel Mileage rate elements associated with a NES FDDI Service must be under the same Service Discount Plan. In the case of 1.544 Mbps and 44.736 Mbps Service, the services must be provided within the same Telephone Company operating territory. In addition, when a customer requests a Service Discount Plan for a 1.544 Mbps or 44.736 Mbps High Capacity or NES DS1 or DS3 Special Access Service provided under a Shared Use Arrangement, the equivalent Switched Access Service Discount Plan and its terms and conditions as specified in Section 6.7.16 preceding, will apply to the Switched Access channels provided over the Shared Use facility. For all other services, the services must be billed on the same billing account.

When the customer has elected a Commitment Discount Plan as set forth in Section 25. following, a Service Discount Plan will not be established for any service level which is included in a Commitment Discount Plan. A Service Discount Plan may be established for service levels which are not included in the Commitment Discount Plan subject to the regulations specified in Section 25.1.2 following.

(N)
(N)
(N)
(N)
(N)
(N)

(This page filed under Transmittal No. 502)

Issued: June 15, 1998

Effective: June 30, 1998

ACCESS SERVICE

7. Special Access Service (Cont'd)7.4 Rate Regulations (Cont'd)7.4.10 Service Discount Plan (Cont'd)(A) General (Cont'd)

When a Host Customer with an existing multiplexed High Capacity or NYNEX Enterprise SONET Private Network Service or groomed NYNEX Enterprise DS1 or DS3 service requests a Shared Billing Arrangement as set forth in Sections 7.2.9(D)(6) or 7.2.13(D)(6), respectively preceding, and a Service Discount Plan is currently in effect on the portion of the multiplexed or groomed service that will be billed to a Service User, the Service User will have the option of (1) continuing the existing discount plan and terms and conditions in effect as set forth in Section 7.4.10(C)(1) following or, (2) requesting a new Service Discount Plan for a commitment period equal to or longer than the original commitment period at the then effective discount percentage. If the Service User does not agree to (1) or (2) preceding, the existing customer will be responsible for payment of any termination liability associated with the portion of the service that will be billed to the Service User prior to the establishment of a Shared Billing Arrangement. (C) (C)

When requesting a Service Discount Plan, the customer must specify which services are to be included in the Service Discount Plan. When requesting any activity set forth in (C)(2) through (6) following, the customer must specify by circuit identification which services are affected.

(This page filed under Transmittal No. 340)

Issued: October 19, 1994

Effective: December 3, 1994

ACCESS SERVICE

7. Special Access Service (Cont'd)7.4 Rate Regulations (Cont'd)7.4.10 Service Discount Plan (Cont'd)(B) Description

A Service Discount Plan applies to Special Access Service Standard Channel Terminations, Channel Mileage and applicable Optional Features and Functions or BSEs monthly or base rates, as set forth in 31.7 following; Frame Relay Service Port Connection and Corridor Logical Channel monthly rates as set forth in 31.17.4 following; NYNEX Enterprise Network Reconfiguration Service Network Access Ports monthly rates as set forth in 31.19 following; NYNEX Enterprise SONET Private Network Service SONET Distribution Channels, Channel Mileage, Nodes and Ports as set forth in 31.26 following; NYNEX Enterprise Service Fiber Distributed Data Interface Channel Terminations and Channel Mileage as set forth in 31.23 following; NYNEX Enterprise ATM Cell Relay Service Standard UNIs, ATM CRS NESPNS UNIs and logical channel monthly rates as set forth in Section 31.27 following; and to Enterprise SONET Service Ring Transport Services as set forth in Section 31.26 following. (T)

For services provided with Rate Stability as set forth in (G) following, the Rate Stability base rates for such services are reduced by a fixed percentage. (C)

For all other services, the monthly rates for such services are reduced by a fixed percentage. (C)

The amount of the discount percentage differs based on the length of the commitment period selected by the customer and the type of service. The customer must specify the number of months selected as the commitment period for its Service Discount Plan. For existing Service Discount Plans with commitment periods of 2, 3, 4, 5, 7 or 10 years, the commitment period will be converted to a commitment period of 24, 36, 48, 60, 84 or 120 months, respectively. (N)

(This page filed under Transmittal No. 487)

Issued: March 3, 1998

Effective: March 18, 1998

ACCESS SERVICE

7. Special Access Service (Cont'd)7.4 Rate Regulations (Cont'd)7.4.10 Service Discount Plan (Cont'd)(B) Description (Cont'd)

The discount percentage is applied to the currently effective monthly or base rates. Except as set forth in (G) following, such rates may change during the commitment period, thereby causing an increase or decrease in the rates applicable to the customer. (C)
(C)

In the event that the Telephone Company initiates rate increases beginning the first day of July in the current year and ending the first day of July in the following year (the Tariff Annual SDP Period) and the total discounted monthly rate for a Special Access Service increases by more than eight percent during that annual period, the customer may cancel its service discount plan for the affected service without termination liability as set forth in (C) following. The customer must exercise its option to cancel the service discount plan for the affected service within ninety (90) days of the date of the effective rate increase. (T)
(T)
(T)
(T)

The discount percentage will not be subject to Telephone Company initiated decreases during that period. However, if the Telephone Company initiates an increase in the discount percentage during that period, that increased discount will be used to determine the rates applicable to the customer.

(This page filed under Transmittal No. 245)

Issued: November 16, 1993

Effective: December 31, 1993

ACCESS SERVICE

7. Special Access Service (Cont'd)7.4 Rate Regulations (Cont'd)7.4.10 Service Discount Plan (Cont'd)(B) Description (Cont'd)

- (1) Service Commitment Periods and Discount Percentages Applicable to Monthly Rates in New England Telephone

Service Discount Plans are not applicable to Optional Features and Functions or BSEs except as specified following. Optional Features and Functions or BSEs associated with the service will have the same commitment period as the corresponding service. Optional Features and Functions or BSEs may be added subsequent to the establishment of the service discount plan on the corresponding service, subject to the provisions set forth in (D) following for Additions of Service.

(a) DS3 Level Services in NET* (C)High Capacity 44.736 Mbps – Optical Fiber Interface

– Channel Terminations and Channel Mileage

24 months	35 months	5%
36 months	47 months	10%
48 months	59 months	25%
60 months	71 months	35%
84 months	95 months	40%
120 months	– 131 months	40%

– DS3 to DS1 Multiplexer

120 months	– 131 months	40%
------------	--------------	-----

– Alternate Serving Wire Center

24 months	35 months	5%
36 months	47 months	10%
48 months	59 months	25%
60 months	71 months	35%
84 months	95 months	40%
120 months	– 131 months	40%

- * When ordered in conjunction with ESS, the commitment period for the Special Access Service must be the same commitment period as the corresponding ESS as specified in (j) following. (N)
(N)
(N)

(This page filed under Transmittal No. 487)

Issued: March 3, 1998

Effective: March 18, 1998

Vice President – Access and Network Interconnection Marketing

(T)

222 Bloomingdale Rd., White Plains, NY 10605

ACCESS SERVICE

7. Special Access Service (Cont'd)7.4 Rate Regulations (Cont'd)7.4.10 Service Discount Plan (Cont'd)(B) Description (Cont'd)

- (1) Service Commitment Periods and Discount Percentages Applicable to
-
- Monthly Rates in New England Telephone (Cont'd)

(a) DS3 Level Services in NET* (Cont'd)

(C)

High Capacity 44.736 Mbps - Electrical Interface

- Channel Terminations and Channel Mileage

24 months - 35 months	5%
36 months - 47 months	10%
48 months - 59 months	25%
60 months - 71 months	35%
84 months - 95 months	40%

- Alternate Serving Wire Center

24 months - 35 months	5%
36 months - 47 months	10%
48 months - 59 months	25%
60 months - 71 months	35%
84 months - 95 months	40%

- DS3 to DS1 Multiplexer

24 months - 35 months	5%
36 months - 47 months	10%
48 months - 59 months	25%
60 months - 71 months	35%
84 months - 95 months	40%

* When ordered in conjunction with ESS, the commitment period for the Special Access Service must be the same commitment period as the corresponding ESS as specified in (j) following.

(N)
(N)
(N)

(This page filed under Transmittal No. 487)

Issued: March 3, 1998

Effective: March 18, 1998

ACCESS SERVICE

7. Special Access Service (Cont'd)7.4 Rate Regulations (Cont'd)7.4.10 Service Discount Plan (Cont'd)(B) Description (Cont'd)(1) Service Commitment Periods and Discount Percentages Applicable to
Monthly Rates in New England Telephone (Cont'd)(b) DS1 Level Services in NET*
High Capacity 1.544 Mbps

- Channel Terminations and Channel Mileage

24 months - 35 months	10%	(C)
36 months - 47 months	20%	(C)
48 months - 59 months	25%	(C)
60 months - 71 months	30%	(C)
84 months - 95 months	35%	(C)

- Alternate Serving Wire Center

24 months - 35 months	10%	(C)
36 months - 47 months	20%	(C)
48 months - 59 months	25%	(C)
60 months - 71 months	30%	(C)
84 months - 95 months	35%	(C)

* When ordered in conjunction with Frame Relay Service or ESS, the commitment period for the Special Access Service will have the same commitment period as the corresponding FRS Port Connection as specified in (f) following or ESS as specified in (j) following, respectively.

(This page filed under Transmittal No. 505)

Issued: June 16, 1998

Effective: July 1, 1998

ACCESS SERVICE

7. Special Access Service (Cont'd)7.4 Rate Regulations (Cont'd)7.4.10 Service Discount Plan (Cont'd)(B) Description (Cont'd)

- (1) Service Commitment Periods and Discount Percentages Applicable to
-
- Monthly Rates in New England Telephone (Cont'd)

(c) DS0 Level Services in NETDIGIPATH digital service II*- Channel Terminations and Channel Mileage

24 months - 35 months	5%	
36 months - 47 months	10%	
48 months - 59 months	15%	
60 months - 71 months	20%	
84 months - 95 months	25%	(N)

- Bridging

24 months - 35 months	5%	
36 months - 47 months	10%	
48 months - 59 months	15%	
60 months - 71 months	20%	
84 months - 95 months	25%	(N)

DOVPATH Service- Channel Terminations and Channel Mileage

36 months - 47 months	10%
60 months - 71 months	20%

- * When ordered in conjunction with Frame Relay Service, the commitment period for the Special Access Service will have the same commitment period as the corresponding FRS Port Connection as specified in (f) following.

(This page filed under Transmittal No. 460)

Issued: July 7, 1997

Effective: July 22, 1997

ACCESS SERVICE

7. Special Access Service (Cont'd)7.4 Rate Regulations (Cont'd)7.4.10 Service Discount Plan (Cont'd)(B) Description (Cont'd)

- (1) Service Commitment Periods and Discount Percentages Applicable to Monthly Rates in New England Telephone (Cont'd)

(d) Video Services in NETBroadcast Video

- Channel Terminations and Channel Mileage

36 months - 59 months	10%	(C)
60 months - 83 months	20%	(C)
84 months - 95 months	30%	

- Bridging Optional Feature

36 months - 59 months	10%	(C)
60 months - 83 months	20%	(C)
84 months - 95 months	30%	

Supertrunking Transport Video Service

- Channel Terminations and Channel Mileage

36 months - 59 months	10%	(C)
60 months - 83 months	20%	(C)
84 months - 95 months	35%	
120 months - 131 months	40%	

(This page filed under Transmittal No. 529)

Issued: November 13, 1998

Effective: November 28, 1998

ACCESS SERVICE

7. Special Access Service (Cont'd)7.4 Rate Regulations (Cont'd)7.4.10 Service Discount Plan (Cont'd)(B) Description (Cont'd)

- (1) Service Commitment Periods and Discount Percentages Applicable to
-
- Monthly Rates in New England Telephone (Cont'd)

(d) Video Services in NET (Cont'd)Fiber Based Multichannel Video

- Channel Terminations, Channel Mileage and Optional Features and
-
- Functions

36 months - 59 months	10%	(C)
60 months - 83 months	20%	(C)
84 months - 119 months	40%	(C)
120 months - 131 months	40%	

Advanced Uncompressed Digital Video

- Channel Terminations, Channel Mileage and Optional Features and
-
- Functions

36 months - 59 months	10%	(C)
60 months - 71 months	20%	

Serial Component Video Service

(N)

- Channel Terminations and Channel Mileage

(N)

36 months - 59 months	10%	(N)
60 months - 71 months	20%	(N)

(This page filed under Transmittal No. 529)

Issued: November 13, 1998

Effective: November 28, 1998

ACCESS SERVICE

7. Special Access Service (Cont'd)7.4 Rate Regulations (Cont'd)7.4.10 Service Discount Plan (Cont'd)(B) Description (Cont'd)

- (1) Service Commitment Periods and Discount Percentages Applicable to
-
- Monthly Rates in New England Telephone (Cont'd)

(e) NYNEX Enterprise Network Reconfiguration Service in NET (C)

- DDS II Network Access Port

36 months - 47 months 10%

60 months - 71 months 20%

- 1.544 Mbps Network Access Port

36 months - 47 months 10%

60 months - 71 months 20%

- 44.736 Mbps Network Access Port

36 months - 47 months 10%

60 months - 71 months 20%

84 months - 95 months 30%

(This page filed under Transmittal No. 473)

Issued: September 25, 1997

Effective: October 10, 1997

ACCESS SERVICE

7. Special Access Service (Cont'd)7.4 Rate Regulations (Cont'd)7.4.10 Service Discount Plan (Cont'd)(B) Description (Cont'd)

(1) Service Commitment Periods and Discount Percentages Applicable to Monthly Rates in New England Telephone (Cont'd)

(f) Frame Relay Service in NET

- 56 kbps Port Connection		
36 months - 47 months	10%	
60 months - 71 months	20%	
84 months - 95 months	25%	
- 384 kbps Port Connection		
36 months - 47 months	10%	
60 months - 71 months	20%	
84 months - 95 months	25%	
- 1.544 Mbps Port Connection		
36 months - 47 months	15%	(C)
60 months - 71 months	25%	(C)
84 months - 95 months	30%	

(g) NYNEX Enterprise FDDI Service in NET

- Channel Terminations and Channel Mileage	
24 months - 35 months	5% #
36 months - 47 months	10% #
48 months - 59 months	25% #
60 months - 71 months	35% #
84 months - 95 months	40% #
120 months - 131 months	40% #

Service provided with Rate Stability. The percentage discount is applied to the Rate Stability base rate set forth in Section 31.7 following.

(This page filed under Transmittal No. 470)

Issued: August 20, 1997

Effective: September 4, 1997

ACCESS SERVICE

7. Special Access Service (Cont'd)7.4 Rate Regulations (Cont'd)7.4.10 Service Discount Plan (Cont'd)(B) Description (Cont'd)

- (1) Service Commitment Periods and Discount Percentages Applicable to Monthly Rates in New England Telephone (Cont'd)

(h) NYNEX Enterprise SONET Private Network Service in NETNYNEX Enterprise SONET Private Network OC3, OC12, and OC48 Services

36 months - 47 months	10%*
48 months - 59 months	25%*
60 months - 71 months	35%*
84 months - 95 months	40%*

(i) NYNEX Enterprise ATM Cell Relay Service in NET

- Standard UNIs, ATM CRS NESPNS UNIs and logical channels

36 months - 47 months	10%
48 months - 59 months	15%
60 months - 71 months	30%
84 months - 95 months	30%

(j) Enterprise SONET Service (ESS) in NET

- ESS DS1 Ring Transport

36 months	15%
60 months	35%

- ESS DS3 Ring Transport

36 months	15%
60 months	35%

(N)

(N)

(N)

(N)

(N)

(N)

(N)

* Service provided with Rate Stability. The percentage discount is applied to the Rate Stability base rate set forth in Section 31.7 following.

Certain regulations on this page formerly appeared on Original Page 7-123.6.1.

(This page filed under Transmittal No. 487)

Issued: March 3, 1998

Effective: March 18, 1998

ACCESS SERVICE

7. Special Access Service (Cont'd)7.4 Rate Regulations (Cont'd)7.4.10 Service Discount Plan (Cont'd)(B) Description (Cont'd)

- (2) Service Commitment Periods and Discount Percentages Applicable to Monthly Rates in New York Telephone

With the exception of EAD and the DSO to Subrate Multiplexer, Optional Features and Functions or BSEs associated with the service will have the same service commitment period as the corresponding service. Optional Features and Functions or BSEs may be added subsequent to the establishment of the service discount plan on the corresponding service, subject to the provisions set forth in (D) following for Additions of Service. NYNEX Enterprise Services Optional Features may not be included in the Service Discount Plan.

(a) DS3 Level Services in NYT*

(C)

High Capacity 44.736 Mbps - Optical Fiber Interface

- Channel Terminations, Channel Mileage and Optional Features and Functions, excluding EAD

24 months - 35 months	5%
36 months - 47 months	10%
48 months - 59 months	25%
60 months - 71 months	35%
84 months - 95 months	40%
120 months -131 months	40%

- * When ordered in conjunction with ESS, the commitment period for the Special Access Service must be the same commitment period as the corresponding ESS as specified in (j) following.

(N)

(N)

(N)

(This page filed under Transmittal No. 487)

Issued: March 3, 1998

Effective: March 18, 1998

ACCESS SERVICE

7. Special Access Service (Cont'd)7.4 Rate Regulations (Cont'd)7.4.10 Service Discount Plan (Cont'd)(B) Description (Cont'd)

- (2) Service Commitment Periods and Discount Percentages Applicable to Monthly Rates in New York Telephone (Cont'd)

(a) DS3 Level Services in NYT* (Cont'd)

(C)

High Capacity 44.736 Mbps - Electrical Interface

- Channel Terminations, Channel Mileage and Optional Features and Functions, excluding EAD

24 months - 35 months	5%
36 months - 47 months	10%
48 months - 59 months	25%
60 months - 71 months	35%
84 months - 95 months	40%
120 months -131 months	40%

* When ordered in conjunction with ESS, the commitment period for the Special Access Service must be the same commitment period as the corresponding ESS as specified in (j) following.

(N)
(N)
(N)

(This page filed under Transmittal No. 487)

Issued: March 3, 1998

Effective: March 18, 1998

ACCESS SERVICE

7. Special Access Service (Cont'd)7.4 Rate Regulations (Cont'd)7.4.10 Service Discount Plan (Cont'd)(B) Description (Cont'd)

(2) Service Commitment Periods and Discount Percentages Applicable to Monthly Rates in New York Telephone (Cont'd)

(a) DS3 Level Services in NYT* (Cont'd)NYNEX Enterprise DS3 Service

- Channel Terminations, Channel Mileage and Standby Circuit Optional Feature

24 months - 35 months	5% #
36 months - 47 months	10% #
48 months - 59 months	25% #
60 months - 71 months	35% #
84 months - 95 months	40% #

(b) DS1 Level Services in NYT*High Capacity 1.544 Mbps

- Channel Terminations, Channel Mileage and Optional Features and Functions, excluding EAD and the DS0 to Subrate Multiplexer

24 months - 35 months	10%	(C)
36 months - 47 months	20%	(C)
48 months - 59 months	25%	(C)
60 months - 71 months	30%	(C)
84 months - 95 months	35%	(C)

- DS0 to Subrate Multiplexer Optional Feature

36 months - 47 months	10%
60 months - 71 months	20%

* When ordered in conjunction with Frame Relay Service (DS1 Level Services only) or ESS, the commitment period for the Special Access Service will have the same commitment period as the corresponding FRS Port Connection as specified in (f) following or ESS as specified in (j) following, respectively.

Service provided with Rate Stability. The percentage discount is applied to the Rate Stability base rate set forth in Section 31.7 following for New York Telephone.

(This page filed under Transmittal No. 505)

Issued: June 16, 1998

Effective: July 1, 1998

ACCESS SERVICE

7. Special Access Service (Cont'd)

7.4 Rate Regulations (Cont'd)

7.4.10 Service Discount Plan (Cont'd)

(B) Description (Cont'd)

Certain regulations previously found on this page can now be found on Original Page 7-123.4.1 and Original Page 7-123.10.1.

(This page filed under Transmittal No. 475)

Issued: November 24, 1997

Effective: December 9, 1997

ACCESS SERVICE

7. Special Access Service (Cont'd)7.4 Rate Regulations (Cont'd)7.4.10 Service Discount Plan (Cont'd)(B) Description (Cont'd)

- (2) Service Commitment Periods and Discount Percentages Applicable to Monthly Rates in New York Telephone (Cont'd)

(b) DS1 Level Services in NYT* (Cont'd) (C)NYNEX Enterprise DS1 Service (C)

- Channel Terminations, Channel Mileage and Standby Circuit Optional Feature

24 months - 35 months	5% #
36 months - 47 months	15% #
48 months - 59 months	20% #
60 months - 71 months	25% #
84 months - 95 months	30% #

(c) DS0 Level Services in NYTVoice Grade Services

- Channel Terminations, Channel Mileage and Optional Features and Functions

36 months - 47 months	10%
60 months - 71 months	20%

Digital Data

- Channel Terminations, Channel Mileage and Optional Features and Functions

36 months - 47 months	10%
60 months - 71 months	20%

- * When ordered in conjunction with Frame Relay Service or ESS, the commitment period for the Special Access Service will have the same commitment period as the corresponding FRS Port Connection as specified in (f) following or ESS as specified in (j) following, respectively. (C)

- # Service provided with Rate Stability. The percentage discount is applied to the Rate Stability base rate set forth in Section 31.7 following for New York Telephone. (C)

(This page filed under Transmittal No. 487)

Issued: March 3, 1998

Effective: March 18, 1998

ACCESS SERVICE

7. Special Access Service (Cont'd)7.4 Rate Regulations (Cont'd)7.4.10 Service Discount Plan (Cont'd)(B) Description (Cont'd)

- (2) Service Commitment Periods and Discount Percentages Applicable to Monthly Rates in New York Telephone (Cont'd)

(c) DSO Level Services in NYT (Cont'd)DIGIPATH digital service II*

- Channel Terminations, Channel Mileage and Optional Features and Functions:

24 months	35 months	5%	
36 months	47 months	10%	
48 months	59 months	15%	
60 months	- 71 months	20%	
84 months	- 95 months	25%	(N)

DOVPATH Service

- Channel Terminations, Channel Mileage and Optional Features and Functions

36 months	47 months	10%
60 months	- 71 months	20%

* When ordered in conjunction with Frame Relay Service, the commitment period for the Special Access Service will have the same commitment period as the corresponding FRS Port Connection as specified in (f) following.

(This page filed under Transmittal No. 460)

Issued: July 7, 1997

Effective: July 22, 1997

ACCESS SERVICE

7. Special Access Service (Cont'd)7.4 Rate Regulations (Cont'd)7.4.10 Service Discount Plan (Cont'd)(B) Description (Cont'd)

(2) Service Commitment Periods and Discount Percentages Applicable to Monthly Rates in New York Telephone (Cont'd)

(c) DS0 Level Services in NYT (Cont'd)NYNEX Enterprise DS0 or Fractional DS1 Service*

- Channel Terminations and Channel Mileage

24 months - 35 months	5% #	(S) (h)
36 months - 47 months	10% #	(S) (h)
48 months - 59 months	15% #	(S) (h)
60 months - 71 months	25% #	(S) (h)
84 months - 95 months	30% #	(S) (h)

* When ordered in conjunction with Frame Relay Service, the commitment period for the Special Access Service will have the same commitment period as the corresponding FRS Port Connection as specified in (f) following.

Service provided with Rate Stability. The percentage discount is applied to the Rate Stability base rate set forth in Section 31.7 following for New York Telephone.

(h) Material scheduled to become effective December 31, 1993 under Transmittal No. 245.

(x) Material scheduled to become effective December 31, 1993 under Transmittal No. 246.

(x) Issued under authority of Special Permission No. 93-1114 of the Federal Communications Commission.

(This page filed under Transmittal No. 255)

Issued: December 10, 1993

Effective: December 31, 1993

ACCESS SERVICE

7. Special Access Service (Cont'd)7.4 Rate Regulations (Cont'd)7.4.10 Service Discount Plan (Cont'd)(B) Description (Cont'd)(2) Service Commitment Periods and Discount Percentages Applicable to
Monthly Rates in New York Telephone (Cont'd)(c) DSO Level Services in NYT (Cont'd)NYNEX Enterprise Shared Digital Access (N)

- Channel Terminations (N)

24 months - 35 months 5% # (N)

36 months - 47 months 10% # (N)

48 months - 59 months 15% # (N)

60 months - 71 months 25% # (N)

84 months - 95 months 30% # (N)

NYNEX Enterprise Voice (N)

- Channel Terminations (N)

24 months - 35 months 5% # (N)

36 months - 47 months 10% # (N)

48 months - 59 months 15% # (N)

60 months - 71 months 25% # (N)

84 months - 95 months 30% # (N)

Service provided with Rate Stability. The percentage discount is applied to (N)
the Rate Stability base rate set forth in Section 31.7 following for New York (N)
Telephone. (N)

(This page filed under Transmittal No. 316)

Issued: July 29, 1994

Effective: September 12, 1994

ACCESS SERVICE

7. Special Access Service (Cont'd)7.4 Rate Regulations (Cont'd)7.4.10 Service Discount Plan (Cont'd)(B) Description (Cont'd)

- (2) Service Commitment Periods and Discount Percentages Applicable to Monthly Rates in New York Telephone (Cont'd)

(d) Video Services in NYISupertrunking Transport Video Service

- Channel Terminations, Channel Mileage

36 months - 59 months	10%	(C)
60 months - 83 months	20%	(C)
84 months - 119 months	35%	(C)
120 months - 131 months	40%	

Fiber Based Multichannel Video

- Channel Terminations, Channel Mileage and Optional Features and Functions

36 months - 59 months	10%	(C)
60 months - 83 months	20%	(C)
84 months - 119 months	40%	(C)
120 months - 131 months	40%	

(This page filed under Transmittal No. 529)

Issued: November 13, 1998

Effective: November 28, 1998

ACCESS SERVICE

7. Special Access Service (Cont'd)7.4 Rate Regulations (Cont'd)7.4.10 Service Discount Plan (Cont'd)(B) Description (Cont'd)

- (2) Service Commitment Periods and Discount Percentages Applicable to Monthly Rates in New York Telephone (Cont'd)

(d) Video Services in NYI (Cont'd)Advanced Uncompressed Digital Video

- Channel Terminations, Channel Mileage and Optional Features and Functions

36 months - 59 months	10%	(C)
60 months - 71 months	20%	

Serial Component Video Service (N)

- Channel Terminations and Channel Mileage (N)

36 months - 59 months	10%	(N)
60 months - 71 months	20%	(N)

(This page filed under Transmittal No. 529)

Issued: November 13, 1998

Effective: November 28, 1998

ACCESS SERVICE

7. Special Access Service (Cont'd)7.4 Rate Regulations (Cont'd)7.4.10 Service Discount Plan (Cont'd)(B) Description (Cont'd)

(2) Service Commitment Periods and Discount Percentages Applicable to Monthly Rates in New York Telephone (Cont'd)

(e) NYNEX Enterprise Network Reconfiguration Service in NYT (C)

- Voice Grade Network Access Port

36 months - 47 months	10%
60 months - 71 months	20%
84 months - 95 months	30%

- DDS II Network Access Port

36 months - 47 months	10%
60 months - 71 months	20%

- 1.544 Mbps Network Access Port

36 months - 47 months	10%
60 months - 71 months	20%
84 months - 95 months	30%

- 44.736 Mbps Network Access Port

36 months - 47 months	10%
60 months - 71 months	20%
84 months - 95 months	30%
120 months - 131 months	35%

(This page filed under Transmittal No. 473)

Issued: September 25, 1997

Effective: October 10, 1997

ACCESS SERVICE

7. Special Access Service (Cont'd)7.4 Rate Regulations (Cont'd)7.4.10 Service Discount Plan (Cont'd)(B) Description (Cont'd)

(2) Service Commitment Periods and Discount Percentages Applicable to Monthly Rates in New York Telephone (Cont'd)

(e) NYNEX Enterprise Network Reconfiguration Service in NYT (Cont'd) (C)

- NES DS0 Network Access Port* (N)

24 months - 35 months 5% (N)

36 months - 47 months 10% (N)

48 months - 59 months 15% (N)

60 months - 71 months 25% (N)

84 months - 95 months 30% (N)

- NES Fractional DS1 Network Access Port** (N)

24 months - 35 months 5% (N)

36 months - 47 months 10% (N)

48 months - 59 months 15% (N)

60 months - 71 months 25% (N)

84 months - 95 months 30% (N)

* NES DS0 Network Access Ports are also used for NES SDA and NES Voice. (N)

** All fractional speeds. (N)

(This page filed under Transmittal No. 473)

Issued: September 25, 1997

Effective: October 10, 1997

ACCESS SERVICE

7. Special Access Service (Cont'd)7.4 Rate Regulations (Cont'd)7.4.10 Service Discount Plan (Cont'd)(B) Description (Cont'd)

(2) Service Commitment Periods and Discount Percentages Applicable to Monthly Rates in New York Telephone (Cont'd)

(e) NYNEX Enterprise Network Reconfiguration Service in NYT (Cont'd)

- NES DS1 Network Access Port (Standard or Standby)

24 months - 35 months	5%
36 months - 47 months	15%
48 months - 59 months	20%
60 months - 71 months	25%
84 months - 95 months	30%

- NES DS3 Network Access Port (Standard or Standby)

24 months - 35 months	5%
36 months - 47 months	10%
48 months - 59 months	25%
60 months - 71 months	35%
84 months - 95 months	40%

(Z)

(This page filed under Transmittal No. 501)

Issued: May 22, 1998

Effective: June 6, 1998

ACCESS SERVICE

7. Special Access Service (Cont'd)7.4 Rate Regulations (Cont'd)7.4.10 Service Discount Plan (Cont'd)(B) Description (Cont'd)

(2) Service Commitment Periods and Discount Percentages Applicable to Monthly Rates in New York Telephone (Cont'd)

(f) Frame Relay Service in NYT

- 56 kbps Port Connection		
36 months - 47 months	10%	
60 months - 71 months	20%	
84 months - 95 months	25%	
- 128, 256, 384, 512 or 768 kbps Port Connection		
36 months - 47 months	10%	
60 months - 71 months	20%	
84 months - 95 months	25%	
- 1.544 Mbps Port Connection		
36 months - 47 months	15%	(C)
60 months - 71 months	25%	(C)
84 months - 95 months	30%	
- Corridor Logical Channel		
36 months - 47 months	10%	
60 months - 71 months	20%	

(This page filed under Transmittal No. 470)

Issued: August 20, 1997

Effective: September 4, 1997

ACCESS SERVICE

7. Special Access Service (Cont'd)7.4 Rate Regulations (Cont'd)7.4.10 Service Discount Plan (Cont'd)(B) Description (Cont'd)

(2) Service Commitment Periods and Discount Percentages Applicable to Monthly Rates in New York Telephone (Cont'd)

(g) NYNEX Enterprise FDDI Service in NYT# (M)

- Channel Terminations and Channel Mileage (M)

24 months - 35 months 5% # (M)

36 months - 47 months 10% # (M)

48 months - 59 months 25% # (M)

60 months - 71 months 35% # (M)

84 months - 95 months 40% # (M)

120 months - 131 months 40% # (M)

(h) NYNEX Enterprise SONET Private Network Service in NYTNYNEX Enterprise SONET Private Network OC3, OC12, and OC48 Services

36 months - 47 months 10%*

48 months - 59 months 25%*

60 months - 71 months 35%*

84 months - 95 months 40%*

* Service provided with Rate Stability. The percentage discount is applied to the Rate Stability base rate set forth in Section 31.7 following for New York Telephone.

Certain regulations previously found on this page can now be found on 1st Revised Page 7-123.11.

Certain regulations on this page formerly appeared on Original Page 7-123.11.

(This page filed under Transmittal No. 487)

Issued: March 3, 1998

Effective: March 18, 1998

ACCESS SERVICE

7. Special Access Service (Cont'd)7.4 Rate Regulations (Cont'd)7.4.10 Service Discount Plan (Cont'd)(B) Description (Cont'd)

(2) Service Commitment Periods and Discount Percentages Applicable to Monthly Rates in New York Telephone (Cont'd)

(i)	<u>NYNEX Enterprise ATM Cell Relay Service in NYT</u>	(M)
	- Standard UNIs, ATM CRS NESPNS UNIs and logical channels	(M)
	36 months - 47 months	10% (M)
	48 months - 59 months	15% (M)
	60 months - 71 months	30% (M)
	84 months - 95 months	30% (M)
(j)	<u>Enterprise SONET Service (ESS) in NYT</u>	(N)
	- ESS DS1 Ring Transport	(N)
	36 months	15% (N)
	60 months	35% (N)
	- ESS DS3 Ring Transport	(N)
	36 months	15% (N)
	60 months	35% (N)

Service provided with Rate Stability. The percentage discount is applied to the Rate Stability base rate set forth in Section 31.7 following for New York Telephone.

Certain regulations previously found on this page can now be found on 1st Revised Page 7-123.10.1.

Certain regulations on this page formerly appeared on Original Page 7-123.10.1.

(This page filed under Transmittal No. 487)

Issued: March 3, 1998

Effective: March 18, 1998

ACCESS SERVICE

7. Special Access Service (Cont'd)7.4 Rate Regulations (Cont'd)7.4.10 Service Discount Plan (Cont'd)(C) Termination Liability(1) General

A termination liability applies during the selected commitment period. Except as set forth in (2) through (6) following, if service is disconnected in full or in part prior to the end of the selected commitment period, the customer is liable for a termination liability charge. In addition, should a customer, prior to the end of the selected commitment period, request that some or all channels of a High Capacity or NES facility be used for Switched Access Service the terms and conditions specified in 6.7.16 preceding for the equivalent Switched Access discount plan will apply to such channels for the balance of the selected commitment period. Further, except as provided in (D) and (E) following, when a customer cancels a Service Discount Plan prior to the end of the selected commitment period, the customer is liable for a termination liability charge.

The termination liability charge applies to each service, BSE, Optional Feature or Function, Network Access Port, FRS Corridor Logical Channel and/or FRS Port Connection disconnected or, in the case of cancellation of a Service Discount Plan, to each service, BSE, Optional Feature or Function, Network Access Port, FRS Corridor Logical Channel and/or FRS Port Connection which had been included in the cancelled Service Discount Plan. ATM CRS Logical Channels are not subject to termination liability charges.

(C)
(C)

When the jurisdiction of a Special Access Service (line), NRS Network Access Port or Packet Switching Access Service (port) furnished under a Service Discount Plan is changed to intrastate, no termination liability charge applies provided the service (line or port) is furnished under an intrastate service discount plan.

(This page filed under Transmittal No. 475)

Issued: November 24, 1997

Effective: December 9, 1997

ACCESS SERVICE

7. Special Access Service (Cont'd)

7.4 Rate Regulations (Cont'd)

7.4.10 Service Discount Plan (Cont'd)

(C) Termination Liability (Cont'd)

(1) General (Cont'd)

(D) (x)
(D) (x)
(D) (x)
(D) (x)
(D) (x)

(x) Issued on not less than one day's notice under authority of Special Permission
No. 92-47 of the Federal Communications Commission.

Issued: February 3, 1992

Effective: February 4, 1992

ACCESS SERVICE

7. Special Access Service (Cont'd)7.4 Rate Regulations (Cont'd)7.4.10 Service Discount Plan (Cont'd)(C) Termination Liability (Cont'd)(1) General (Cont'd)

- For the following services, the termination liability charge is (T)
calculated for the applicable Channel Termination, Channel Mileage, (T)
BSE, Optional Feature or Function, and associated FRS Corridor (T)
Logical Channel, and/or Port (i.e. NRS Network Access Port or FRS (T)
Access Concentrator Port Connection) monthly rates as set forth in (T)
(a) following. (T)
 - Voice Grade Service - Digital Data Service (T)
 - Broadcast Video Service - DOVPATH service (T)
- For the following services, the termination liability charge is (T)
calculated for the applicable Channel Termination, SONET (C)
Distribution Channels, ATM CRS User Network Interface (UNI), (T)
Channel Mileage, NESPNS Nodes, BSE, Optional Feature or Function, (T)
and/or FRS Corridor Logical Channel and/or Port (i.e. NRS Network (T)
Access Port, NESPNS port or Central Office Extension and FRS Packet (T)
Switch Port Connection) monthly rates as set forth in (a) or (b) (T)
following. When calculating termination liability charges, the (T)
Telephone Company will apply the option which provides the customer (T)
with the lowest termination liability charge. (T)
 - DDS II - NYNEX Enterprise Services* (T)
 - 1.544 Mbps High Capacity - 44.736 Mbps High Capacity (T)
Service* Service* (C)
 - Advanced Uncompressed - Supertrunking Transport (T)
Digital Video Service Video Service (T)
 - Fiber Based Multichannel - NYNEX Enterprise SONET (T)
Video Service Private Network Service (T)
 - NYNEX Enterprise FDDI - NYNEX Enterprise ATM (T)
Service Cell Relay Service (T)
- For Enterprise SONET Service (ESS), the termination liability charge (N)
is calculated for the applicable ESS Ring Transport Service and the (N)
associated 1.544 Mbps or 44.736 Mbps Special Access Service as set (N)
forth in (c) following. (N)

* When provided in conjunction with ESS Ring Transport Services, the termination (N)
liability charge is as set forth in (c) following in lieu of the termination (N)
liability charge as determined in (a) or (b), as applicable. (N)

Certain regulations previously found on this page can now be found on 4th Revised
Page 7-125.1.

(This page filed under Transmittal No. 487)

Issued: March 3, 1998

Effective: March 18, 1998

ACCESS SERVICE

7. Special Access Service (Cont'd)7.4 Rate Regulations (Cont'd)7.4.10 Service Discount Plan (Cont'd)(C) Termination Liability (Cont'd)(1) General (Cont'd)(a) Option 1

(i) NYNEX Enterprise SONET Private Network Service (NESPNS)

- For disconnects on or prior to the end of the minimum period and prior to the end of the selected commitment period, the termination liability charge is 17% of the applicable monthly rates for each month and fraction thereof remaining between the end of the minimum period and the end of the selected commitment period.
- For disconnects after the end of the minimum period but prior to the end of the selected commitment period and for cancellations prior to the end of the selected commitment period, the termination liability charge is 17% of the applicable monthly rates for each month and fraction thereof in the balance of the selected commitment period.

(ii) All Other Services

- For disconnects on or prior to the end of the minimum period and prior to the end of the selected commitment period, the termination liability charge for is 50% of the applicable monthly rates for each month and fraction thereof remaining between the end of the minimum period and the end of the selected commitment period.
- For disconnects after the end of the minimum period but prior to the end of the selected commitment period and for cancellations prior to the end of the selected commitment period, the termination liability charge is 50% of the applicable monthly rates for each month and fraction thereof in the balance of the selected commitment period.

(b) Option 2

- For disconnects on or prior to the end of the minimum period and prior to the end of the selected commitment period, the termination liability charge will be the difference between the full monthly rates and the discounted monthly rates for the period the service has been in effect.

Certain regulations on this page formerly appeared on 12th Revised Page 7-125.

(This page filed under Transmittal No. 487)

Issued: March 3, 1998

Effective: March 18, 1998

ACCESS SERVICE

7. Special Access Service (Cont'd)7.4 Rate Regulations (Cont'd)7.4.10 Service Discount Plan (Cont'd)(C) Termination Liability (Cont'd)(1) General (Cont'd)(b) Option 2 (Cont'd)

- For disconnects after the end of the minimum period but prior to the end of the selected commitment period and for cancellations of the Service Discount Plan prior to the end of the selected commitment period the following applies. (M)
- Where there is no Service Discount Plan commitment period less than the actual time the services have been in effect, the termination liability charge will be the difference between the full monthly rates and the discounted monthly rates for the period the service has been in effect. (M)
- Where there is a Service Discount Plan commitment period less than the actual time the services have been in effect, the termination liability charge will be the difference between the monthly rates for the highest Service Discount Plan commitment period that could have been satisfied prior to disconnection of the service or cancellation of the plan and the monthly rates for the selected commitment period multiplied by the actual number of months the service has been in effect. For example, if a customer has a 45 month commitment period and disconnects a 1.544 Mbps High Capacity Service after forty months and 5 days, the highest Service Discount Plan commitment period that could have been satisfied is forty months. To determine the termination liability charge, the monthly rate for the 45 month plan is subtracted from the monthly rate for the 40 month plan and the difference is multiplied by the forty months that the service has been in effect. If the monthly rate for the 45 month plan and the monthly rate for the 40 month plan are the same rate, the termination liability charge is zero. (M)

Regulations on this page formerly appeared on 2nd Revised Page 7-125.1.
(This page filed under Transmittal No. 432)

Issued: September 13, 1996

Effective: October 18, 1996

ACCESS SERVICE

7. Special Access Service (Cont'd)7.4 Rate Regulations (Cont'd)7.4.10 Service Discount Plan (Cont'd)(C) Termination Liability (Cont'd)(1) General (Cont'd)

- (b) Enterprise SONET Service (ESS) (N)
- When an ESS Ring Transport Service is disconnected during the ESS conversion period and prior to the customer satisfying its minimum service requirement, no termination liability charge applies. However, the ESS Ring Transport Service being disconnected is subject to minimum period requirements as set forth in Section 26.1.2(E) following. (N)
 - When an ESS Ring Transport Service is disconnected after the ESS conversion period and prior to the end of the selected commitment period, no termination liability charge applies provided that the minimum service requirement is maintained. However, the ESS Ring Transport Service being disconnected is subject to minimum period requirements as set forth in Section 26.1.2(E) following. (N)
 - When all of the customer's ESS Ring Transport Services are disconnected during the ESS conversion period and prior to the customer satisfying the minimum service requirement, the termination liability charge is 100% of the applicable discounted monthly rate, for each ESS Ring Transport Service that in-service as of the date of disconnection, for each month and fraction thereof remaining in the ESS conversion period. In addition, termination liability will apply to the minimum service requirement of 336 equivalent DS1s at 50% of the applicable discounted monthly rate for each month beginning in the nineteenth month (i.e., the month following the ESS conversion period) through the remainder of the customer selected commitment period. For the purpose of determining the termination liability charge applicable after the ESS conversion period, the monthly rate to be applied will be the discounted rate for the "0 Mile" mileage band. (N)

Certain regulations previously found on this page can now be found on Original Page 7-125.4.

(This page filed under Transmittal No. 487)

Issued: March 3, 1998

Effective: March 18, 1998

ACCESS SERVICE

ACCESS SERVICE

7. Special Access Service (Cont'd)7.4 Rate Regulations (Cont'd)7.4.10 Service Discount Plan (Cont'd)(C) Termination Liability (Cont'd)(1) General (Cont'd)

(c) Enterprise SONET Service (ESS) (Cont'd) (N)

- When all of the customer's ESS Ring Transport Services are disconnected after the ESS conversion and prior to the end of the customer selected commitment period, termination liability will apply to the minimum service commitment as determined in Section 26.1.2(D) following at 50% of the applicable discounted monthly rate for each month and fraction thereof remaining in the customer selected commitment period. For the purpose of determining the termination liability charge applicable after the ESS conversion period, the monthly rate to be applied will be the discounted rate for the "0 Mile" mileage band. No termination liability charge applies to any of the remaining ESS Ring Transport Services which are in excess of the minimum service commitment, however, such services are subject to the minimum period requirements as set forth in Section 26.1.2(E) following. (N)
- The regulations set forth in (C)(2) through (C)(6) following for upgrades, changes, cancellations, moves and replacements under the Service Discount Plan, respectively, are not applicable to ESS Ring Transport Services or any service connected to an ESS Ring Transport Service. (N)

(This page filed under Transmittal No. 487)

Issued: March 3, 1998

Effective: March 18, 1998

ACCESS SERVICE

7. Special Access Service (Cont'd)7.4 Rate Regulations (Cont'd)7.4.10 Service Discount Plan (Cont'd)(C) Termination Liability (Cont'd)(1) General (Cont'd)

The monthly rates used to calculate termination liability charges are (M)
subject to the reductions, as set forth in Section 5.2.7 preceding (M)
when Switched Access Services are provided on a Shared Use Digital (M)
High Capacity facility. (M)

For disconnects of some, but not all, 44.736 Mbps Services, where (M)
appropriate, the monthly rates used to calculate termination liability (M)
charges are applied in ascending order beginning with the lowest (M)
applicable rates. (M)

The termination liability charge applies in addition to applicable (M)
minimum period charges. (M)

Regulations on this page formerly appeared on 2nd Revised Page 7-125.2.

(This page filed under Transmittal No. 487)

Issued: March 3, 1998

Effective: March 18, 1998

ACCESS SERVICE

7. Special Access Service (Cont'd)7.4 Rate Regulations (Cont'd)7.4.10 Service Discount Plan (Cont'd)(C) Termination Liability (Cont'd)(2) Upgrades

Upgrades include the following types of customer requests:

- A request to disconnect some or all of its discounted digital services in order to replace them with Telephone Company provided digital Special Access Services with a bit rate higher than that of services being disconnected or,
- A request to disconnect some or all of its discounted two-point or multipoint services in order to have these services provided over a multiplexed Telephone Company provided 1.544 Mbps High Capacity facility or,
- A request to disconnect some or all of its discounted NES channels in order to include the channels in NES grooming arrangements or to replace them with NES channels provided with NYNEX Enterprise Network Reconfiguration Service. (C)
- A request to disconnect some or all of its discounted Voice Grade Services in order to replace them with Telephone Company provided digital Special Access Service. This option applies to New York Telephone only. (C)
- A request to disconnect some or all of its discounted Digital Data Services in order to replace them with Telephone Company provided DIGIPATH digital services II. (C)
- A request to disconnect some or all of its discounted Voice Grade Network Access Ports in order to replace them with DIGIPATH digital service II, 1.544 Mbps, 44.736 Mbps or NYNEX Enterprise Service Network Access Ports. This option applies to New York Telephone only. (C)
- A request to disconnect some or all of its discounted DIGIPATH digital service II Network Access Ports in order to replace them with NES DS0, 1.544 Mbps, 44.736 Mbps or NYNEX Enterprise Service Network Access Ports. (C)

Certain regulations previously found on this page can now be found on 9th Revised Page 7-126.1.

(This page filed under Transmittal No. 473)

Issued: September 25, 1997

Effective: October 10, 1997

ACCESS SERVICE

7. Special Access Service (Cont'd)7.4 Rate Regulations (Cont'd)7.4.10 Service Discount Plan (Cont'd)(C) Termination Liability (Cont'd)(2) Upgrades (Cont'd)

Upgrades include the following types of customer requests:

- A request to disconnect some or all of its discounted 1.544 Mbps Network Access Ports in order to replace them with 44.736 Mbps Network Access Ports or NES DS1 or DS3 Network Access Ports. (M)
(M)
(C)
- A request to disconnect some or all of its discounted, non-video, analog or digital non-NYNEX Enterprise Services Special Access Services, and when applicable, associated NRS Network Access Ports, in order to replace them with NYNEX Enterprise Services. (M)
(M)
(M)
(M)
- A request to disconnect some or all of its High Capacity or NYNEX Enterprise Services in order to replace them with NYNEX Enterprise SONET Private Network Services.
- A request to disconnect some or all of its discounted 1.544 Mbps High Capacity Service and associated DS1 to Voice multiplexer, in order to replace them with Telephone Company provided 1.544 Mbps High Capacity Service to a Hub where it will be connected to NYNEX Enterprise Service. The number of replacing NYNEX Enterprise Services must be equal to or greater than the number of derived services previously included in the multiplexing arrangement.
- A request to disconnect some or all of its discounted FRS Access Concentrator Port Connections in order to replace them with FRS Packet Switch Port Connections.
- A request to disconnect some or all of its discounted FRS Corridor Logical Channels in order to replace them with FRS Corridor Logical Channels of a higher data rate.
- A request to disconnect Video Service in order to replace it with Advanced Uncompressed Digital Video Service.
- A request to disconnect an 8 bit Advanced Uncompressed Digital Video Service in order to replace it with a 10 Bit Advanced Uncompressed Digital Video Service.

Certain regulations on this page formerly appeared on 9th Revised Page 7-126.

(This page filed under Transmittal No. 473)

Issued: September 25, 1997

Effective: October 10, 1997

ACCESS SERVICE

7. Special Access Service (Cont'd)7.4 Rate Regulations (Cont'd)7.4.10 Service Discount Plan (Cont'd)(C) Termination Liability (Cont'd)(2) Upgrades (Cont'd)

Upgrades include the following types of customer requests:

- A request to disconnect Advanced Uncompressed Digital Video Service (AUDVS) in order to replace it with Serial Component Video Service (SCVS), provided that the total dollar amount of the plan for the SCVS is equal to, or greater than, the total dollar amount remaining in the plan for the AUDVS being disconnected. (N)
- A request to disconnect Broadcast Video Service in order to replace it with Serial Component Video Service. (N)
- A request to disconnect a central office multiplexer when the entire multiplexing arrangement (i.e., Special Access Services and multiplexer) is replaced with Special Access Services provided to NYNEX Enterprise Network Reconfiguration Service Network Access Ports (NRS ports). (N)

The order(s) associated with the new (replacing) services must include the same number and type of Special Access Services as were previously included in the multiplexing arrangement. In addition, the order for each Special Access Service must include the appropriate NRS port for the service ordered.

Termination liability will not apply to the Special Access Services previously included in the multiplexing arrangement provided that the replacement regulations set forth in (6) following are met.

The regulations applicable to replacing an entire multiplexing arrangement with services provided to NRS ports are set forth in 7.4.1(C)(3) preceding as a Mux to NRS Rearrangement Charge.

- A request to disconnect a discounted Standby Channel Termination and its associated Standby NRS Network Access Port in order to replace them with an active Channel Termination and a non-standby NRS Network Access Port of the same or higher bit rate.
- A request to disconnect some or all of its discounted NRS Network Access Ports in order to replace them with NRS Network Access Ports of a higher bit rate.

(This page filed under Transmittal No. 529)

Issued: November 13, 1998

Effective: November 28, 1998

ACCESS SERVICE

7. Special Access Service (Cont'd)7.4 Rate Regulations (Cont'd)7.4.10 Service Discount Plan (Cont'd)(C) Termination Liability (Cont'd)(2) Upgrades (Cont'd)

Upgrades include the following types of customer requests:

- A request to disconnect an NYNEX Enterprise ATM Cell Relay Service DS1 UNI and its associated ATM CRS logical channel(s) in order to replace it with a NYNEX Enterprise ATM Cell Relay Service DS3 or OC-3c UNI and its associated ATM CRS logical channel(s). (N)
(N)
(N)
(N)
- A request to disconnect an NYNEX Enterprise ATM Cell Relay Service DS3 UNI and its associated ATM CRS logical channel(s) in order to replace it with a NYNEX Enterprise ATM Cell Relay Service OC-3c UNI and its associated ATM CRS logical channel(s). (N)
(N)
(N)
(N)

(This page filed under Transmittal No. 475)

Issued: November 24, 1997

Effective: December 9, 1997

Vice President - Access and Network Interconnection Marketing
222 Bloomingdale Rd., White Plains, NY 10605

ACCESS SERVICE

7. Special Access Service (Cont'd)7.4 Rate Regulations (Cont'd)7.4.10 Service Discount Plan (Cont'd)(C) Termination Liability (Cont'd)(2) Upgrades (Cont'd)

Termination liability charges do not apply to the preceding requests provided that:

- The orders for the disconnect of the existing services or ports and the connect of the new services or ports are placed with the Telephone Company at the same time.
- The new Network Access Ports are provided on the same digital cross-connect system as the replaced Network Access Ports were provided.
- The new services are provided between the same locations as the existing services were provided and
- The replacing Special Access Services or ports have a total channel capacity equal to or greater than the total channel capacity of the services or ports being disconnected or
- The number of replacing channelized services provided over a multiplexed High Capacity facility is equal to or greater than the number of services being disconnected.
- In the case of Digital Data Service, the bit rate capacity of the replacing Digital Data Service, DDS II Service or NYNEX Enterprise Service is equal to or greater than the bit rate capacity of the service being disconnected. For example, one 4.8 kbps service replaces two 2.4 kbps services. This option applies to New York Telephone only.

(C)
(C)

(This page filed under Transmittal No. 473)

Issued: September 25, 1997

Effective: October 10, 1997

ACCESS SERVICE

7. Special Access Service (Cont'd)7.4 Rate Regulations (Cont'd)7.4.10 Service Discount Plan (Cont'd)(C) Termination Liability (Cont'd)(2) Upgrades (Cont'd)

- In the case of Voice Grade Service or NES DSO channels provided with an analog channel interface, the number of, or the voice grade equivalence of, the replacing Special Access Services is equal to or greater than the number of services being disconnected. This option applies to New York Telephone only.
- The replacing services and/or Network Access Ports or FRS Port Connections are provided under a Service Discount Plan for a commitment period equal to or longer than that of the service and/or port or port connection being disconnected. (C)
- The number of FRS Packet Switch Port Connections is equal to the number of FRS Access Concentrator Port Connections.
- The replacing FRS Corridor Logical Channel(s) are provided as an option of the same port connection as the Corridor Logical Channel(s) being disconnected.

(3) Changes

For DIGIPATH digital service II and DOVPATH service, no termination liability charge applies to the following changes:

- Change from two-point to multipoint or from multipoint to two-point.
- Change in transmission speed.

(This page filed under Transmittal No. 475)

Issued: November 24, 1997

Effective: December 9, 1997

ACCESS SERVICE

7. Special Access Service (Cont'd)

7.4 Rate Regulations (Cont'd)

7.4.10 Service Discount Plan (Cont'd)

(C) Termination Liability (Cont'd)

(3) Changes (Cont'd)

For Video and Advanced Video Services, no termination liability charge applies to the following changes:

- Change in channel interface (i.e., audio bandwidth, audio signal options, number of audio channels).
- Change from two-point to multipoint or vice versa provided that the total number of channels under the customer's Service Discount Plan does not decrease. For Advanced Digital Uncompressed Video Service, no termination liability charge will further apply if a multipoint configuration is replaced by two channels, one of which has the Dual Transmit Channel Termination, provided that the same customer designated premises are maintained.
- Change MVS from One-way Transport to interactive. No termination liability charge applies for discontinuance of the One-way Transport Optional Feature.

For High Capacity or NYNEX Enterprise DS1 or DS3 Service or multiplexed High Capacity or groomed NYNEX Enterprise DS1 or DS3 Service, no termination liability charge applies to change such service to an ICAN DS1 or DS3 Transport Service.

(N)
(N)
(N)
(N)

(This page filed under Transmittal No. 520)

Issued: September 18, 1998

Effective: October 3, 1998

ACCESS SERVICE

7. Special Access Service (Cont'd)7.4 Rate Regulations (Cont'd)7.4.10 Service Discount Plan (Cont'd)(C) Termination Liability (Cont'd)(4) Cancellations

A customer may cancel a 10 year Service Discount Plan for 44.736 Mbps Service provided with an optical fiber interface option, without the application of termination liability charges to such cancellation, if the ratio of the sum of 1/3 (for 135 Mbps capacity), 1/9 (for 405 Mbps capacity) or 1/12 (for 560 Mbps capacity) of the applicable discounted optical fiber interface Channel Termination monthly rates and one DS3 to DS1 Multiplexing monthly rate divided by the non-discounted monthly rate of a 1.544 Mbps High Capacity Channel Termination exceeds 10.

A customer may cancel a Service Discount plan for a service if the discounted portion of the monthly rate for the service increases by more than eight percent during the tariff effective year due to Telephone Company initiated rate increases as specified in (B) preceding. No termination liability charge will apply to such cancellation.

(5) Moves

Except for 1.544 Mbps and 44.736 Mbps Service, when a customer requests that some or all of its services under a Service Discount Plan be moved to a different building, no termination liability charge applies provided the services remain on the same billing account. When a customer requests that some or all of its 1.544 Mbps or 44.736 Mbps Service under a Service Discount Plan be moved to a different building, no termination liability charge applies provided the services remain within the same Telephone Company operating territory.

When a customer requests that some or all of its services provided with the Corridor Service Single Company Ordering and Billing Option, as specified in Section 7.2.13 preceding, be moved to a different building no termination liability charge applies provided the services remain within the New York-New Jersey Corridor.

(S) (x)
(S) (x)
(C) (y)
(S) (x)
(S) (x)

(x) Material scheduled to become effective March 24, 1995 under Transmittal No. 337.

(y) Issued under authority of Special Permission No. 95-153 of the Federal Communications Commission.

(This page filed under Transmittal No. 368)

Issued: February 7, 1995

Effective: March 24, 1995

ACCESS SERVICE

7. Special Access Service (Cont'd)7.4 Rate Regulations (Cont'd)7.4.10 Service Discount Plan (Cont'd)(C) Termination Liability (Cont'd)(6) Replacements

- (a) When a customer with existing services or ports under a Service Discount Plan wishes to replace one or more of the service(s) or ports included in that Service Discount Plan with other new or existing service(s) or ports of the same speed or type, as appropriate, for the balance of the commitment period for that Service Discount Plan, no termination liability charge will apply provided that:

- (i) The orders to accomplish the replacement are placed with the Telephone Company at the same time to be completed at the same time, or

For 1.544 Mbps and 44.736 Mbps High Capacity Services, DDS II and Supertrunking Transport Video Services, and their applicable Optional Features and Functions (except as specified in (b) following) or their associated NRS Network Access Ports which are included in the Service Discount Plan, the orders to accomplish the replacement are (1) placed with the Telephone Company within sixty (60) days of each other and (2) the replacing services or ports are provided within the same Telephone Company operating territory as the services or ports that are replaced in the Service Discount Plan, or

(C) (x)

(S) (y)

For NES Services provided with the Corridor Service Single Company Ordering and Billing Option, the orders to accomplish the replacement are (1) placed with the Telephone Company within sixty (60) days of each other and (2) the replacing services continue to be provided within the New York-New Jersey Corridor, and

(C) (x)

(S) (y)

(S) (y)

(S) (y)

(S) (y)

- (x) Issued under authority of Special Permission No. 95-153 of the Federal Communications Commission.

- (y) Material scheduled to become effective March 24, 1995 under Transmittal No. 337.

(This page filed under Transmittal No. 368)

Issued: February 7, 1995

Effective: March 24, 1995