

EFFECTIVE: JULY 1, 2003

## ACCESS SERVICE

### 23 – Metropolitan Statistical Area Access Services

#### 23.1 General Regulations

A. This Section of the Tariff provides the regulations, rates and terms and conditions that apply to telecommunications services provided by the Company in the Metropolitan Statistical Areas (MSAs) in which the Company has received Phase II pricing flexibility pursuant to Subpart H of Part 69 of the Commission's Rules. MSAs are divided into two categories: Full Service Relief MSAs and Limited Service Relief MSAs.

1. Full Service Relief MSAs are those MSAs in which the Company has qualified for Phase II pricing flexibility for all elements of service, i.e., local channels (channel terminations) between LEC end offices and customer (end user) premises; entrance facilities; dedicated interoffice facilities; local channels (channel terminations) between an interexchange carrier's point of presence and a serving wire center. The Full Service Relief MSAs are set forth in Section 23.2.A.1 following.
2. Limited Service Relief MSAs are those MSAs in which the Company has qualified for Phase II pricing flexibility for all elements of service except local channels (channel terminations) between a LEC end office and a customer (end user) premises. The Limited Service Relief MSAs are set forth in Section 23.2.B.1 following.

B. The services provided in MSAs pursuant to this Section of the Tariff are set forth in Section 23.3 following.

1. The services in Section 23.3 following are comparable to BellSouth SWA Dedicated Transport Services in Sections 6.8.1.A, 6.8.1.B.1, 6.8.1.C.2, 6.8.1.C.3, 6.8.1.E, 6.8.1.G.5, 6.8.1.G.6, 6.8.1.H through 6.8.1.M, and 6.8.5 through 6.8.10; Special Access (a.k.a. BellSouth SPA) Services in Section 7; Fast Packet Access Services in Section 21; Digital Subscriber Line Access Services in Section 28 and Optical Transport Access Services in Section 29 of this Tariff. (C)
2. The general regulations, service descriptions and rate regulations for BellSouth SWA Dedicated Transport Services in Sections 6.1, 6.1.1, 6.1.2, 6.1.3.A, 6.1.3.C, 6.1.4 through 6.1.8, 6.2.10, 6.2.12, 6.5 through 6.7; Special Access (a.k.a. BellSouth SPA) Services in Section 7; Fast Packet Access Services in Section 21; Digital Subscriber Line Access Services in Section 28 and Optical Transport Access Services in Section 29 are also applicable to the services specified in this Section. Where regulations for BellSouth SWA Dedicated Transport Services in Sections 6.1, 6.1.1, 6.1.2, 6.1.3.A, 6.1.3.C, 6.1.4 through 6.1.8, 6.2.10, 6.2.12, 6.5 through 6.7; Special Access (a.k.a. BellSouth SPA) Services in Section 7; Fast Packet Access Services in Section 21; Digital Subscriber Line Access Services in Section 28 and Optical Transport Access Services in Section 29 of this Tariff conflict with those in this Section, the regulations specified herein will supercede any inconsistencies. (C)

C. Unless otherwise provided for in this Section, regulations set forth in Sections 1; Sections 2.1 through 2.3.10.A.1; 2.3.10.A.3 through 2.3.10.E; 2.3.11 through 2.3.13; 2.3.15 through 2.4.4.5; 2.4.4.8 through 2.6; Sections 5.1 through 5.1.1.B; 5.1.1.E through 5.2.3.C; 5.2.5, 5.2.7, 5.3 through 5.6.1.B.2 and .3; 5.6.1.D through 5.6.1.F; 5.7 and 5.8; Section 13, 13.1, 13.1.A, 13.1.1 through 13.3.1; and 13.3.4 through 13.3.7; and 15 are also applicable.

\*\*\*\*\*

ACCESS SERVICE

23 – Metropolitan Statistical Area Access Services (Cont'd)

23.2 Metropolitan Statistical Areas

- A. Full Service Relief MSAs are set forth in 23.2.A.1 following. Section 24.2.1 of this Tariff defines the wire centers associated with Full Service Relief MSAs.

1. Full Service Relief MSAs

- a. Alabama: Montgomery
- b. Florida: Daytona Beach, Gainesville, Jacksonville, Melbourne (Titusville-Palm Bay), Miami (Ft. Lauderdale/Hollywood), Orlando, Pensacola, West Palm Beach
- c. Georgia: Atlanta, Savannah
- d. Kentucky: Evansville, Louisville, Owensboro (C)
- e. Louisiana: Baton Rouge, Lafayette, Lake Charles, Monroe, Shreveport (C)
- f. Mississippi: Biloxi (Gulfport), Jackson
- g. North Carolina: Charlotte (Gastonia), Greensboro (Winston Salem/Highpoint), Raleigh-Durham, Wilmington
- h. Tennessee: Chattanooga (TN/GA), Knoxville, Memphis, Nashville (Davidson)
- i. South Carolina: Columbia (N)

- B. Limited Service Relief MSAs are set forth in 23.2.B.1 following. Section 24.2.2 of this Tariff provides the wire centers associated with Limited Service Relief MSAs.

1. Limited Service Relief MSAs

- a. Alabama: Birmingham, Huntsville, Mobile
- b. Florida: Panama City
- c. Georgia: Augusta, Columbus
- d. Kentucky: Lexington-Fayette (N)
- e. Louisiana: New Orleans (C)
- f. North Carolina: Asheville
- g. South Carolina: Charleston, Greenville (C)
- h. Tennessee: Clarksville-Hopkinsville (N)

BELLSOUTH TELECOMMUNICATIONS, INC.  
BY: Operations Manager - Pricing  
29G57, 675 W. Peachtree St., N.E.  
Atlanta, Georgia 30375  
ISSUED: JUNE 16, 2005

TARIFF F.C.C. NO. 1  
6TH REVISED PAGE 23-3  
CANCELS 5TH REVISED PAGE 23-3  
EFFECTIVE: JULY 1, 2005

## ACCESS SERVICE

### 23 – Metropolitan Statistical Area Access Services (Cont'd)

#### 23.3 Services Available in an MSA

The following services are available in MSA's with Full or Limited Service Relief:

##### BellSouth SWA Dedicated Transport Services

- BellSouth SWA VG
- BellSouth SWA DS0
- BellSouth SWA DS1
- BellSouth SWA DS3
- BellSouth SWA Dedicated Ring
- BellSouth SWA Managed Shared Network Service
- BellSouth SWA Managed Shared Ring Service
- CCS7 Signaling Connection and CCS7 Signaling Termination
- Dedicated Network Access Lines (DNALs)
- BellSouth SWA SONET Transport Components
- BellSouth Wavelength SWA Dedicated Ring Service Components
- BellSouth Wavelength SWA Channel Service Components

(N)  
(N)

##### Special Access (a.k.a. BellSouth SPA) Services

- Metallic (a.k.a. BellSouth SPA Metallic)
- Telegraph Grade (a.k.a. BellSouth SPA Telegraph)
- Voice Grade (a.k.a. BellSouth SPA VG)
- WATS Access Line (WAL) (a.k.a. BellSouth SPA WATS Lines)
- Program Audio (a.k.a. BellSouth SPA Program Audio)
- Broadcast Quality Video (a.k.a. BellSouth SPA Broadcast Quality Video)
- Commercial Quality Video (a.k.a. BellSouth SPA Commercial Quality Video)
- DS3 Digital Video Service (a.k.a. BellSouth SPA DS3 Digital Video)
- BellSouth SPA Modular Video Transport Service
- 70 MHz Transport (a.k.a. BellSouth SPA 70 MHz Transport)
- Uncompressed Switched Video (a.k.a. BellSouth SPA Uncompressed Switched Video)
- Wideband Analog (a.k.a. BellSouth SPA Wideband Analog)
- Wideband Data (a.k.a. BellSouth SPA Wideband Data)
- Derived Data Channel (a.k.a. BellSouth SPA Derived Data Channel)
- Digital Data Access Service (a.k.a. BellSouth SPA DS0 Digital Data)
- High Capacity (a.k.a. BellSouth SPA High Capacity)
- DS1 (a.k.a. BellSouth SPA DS1)
- LightGate svc.(a.k.a. BellSouth SPA Point to Point)
- SMARTGate svc.(a.k.a. BellSouth SPA Managed Shared Ring)
- SMARTPath svc.(a.k.a. BellSouth SPA DS1 & DS3 Shared Ring)
- SMARTRing svc.(a.k.a. BellSouth SPA Dedicated Ring)
- FlexServ Service (a.k.a. BellSouth SPA Customer Reconfiguration)
- Dry Fiber
- BellSouth ADSL Service
- BellSouth SPA Managed Shared Network Service
- BellSouth Metro Ethernet Service
- BellSouth Enterprise DSL Service
- BellSouth Wavelength Service
- BellSouth Session Based DSL Service
- BellSouth Wavelength Dedicated Ring Service
- BellSouth Wavelength Channel Service

(N)  
(N)

BELLSOUTH TELECOMMUNICATIONS, INC.  
BY: Operations Manager - Pricing  
29G57, 675 W. Peachtree St., N.E.  
Atlanta, Georgia 30375  
ISSUED: JUNE 16, 2004

TARIFF F.C.C. NO. 1  
ORIGINAL PAGE 23-3.1

EFFECTIVE: JULY 1, 2004

ACCESS SERVICE

(N)

23 – Metropolitan Statistical Area Access Services (Cont'd)

(N)

23.3 Services Available in an MSA (Cont'd)

(M)

Fast Packet Access Services

(M)

- Exchange Access Frame Relay Service (a.k.a. BellSouth Exchange Access Frame Relay Service)
- Exchange Access Connectionless Data Service (a.k.a. BellSouth Exchange Access Connectionless Data Service)
- BellSouth Exchange Access Asynchronous Transfer Mode Service
- BellSouth SPA Managed Shared Frame Relay Service
- BellSouth SPA Managed Shared ATM Service
- BellSouth Network Visibility Service

(M)

(M)

(M)

(M)

(M)

(M)

(M)

(M)

Certain material now appearing on this page previously appeared on 2nd Revised Page 23-3.

All BellSouth marks contained herein and as set forth in the trademarks and servicemarks section of this Tariff are owned by BellSouth Intellectual Property Corporation.

\*\*\*\*\*

EFFECTIVE: JANUARY 23, 2001

ACCESS SERVICE

23 – Metropolitan Statistical Area Access Services (Cont'd)

23.4 Application of Rates and Charges

- A. Figure 1 illustrates services provided totally from an MSA located in a Full Service Relief Area. The rates and charges for all associated rate elements for services in a Full Service Relief Area are obtained from Section 23.5 of this Tariff.

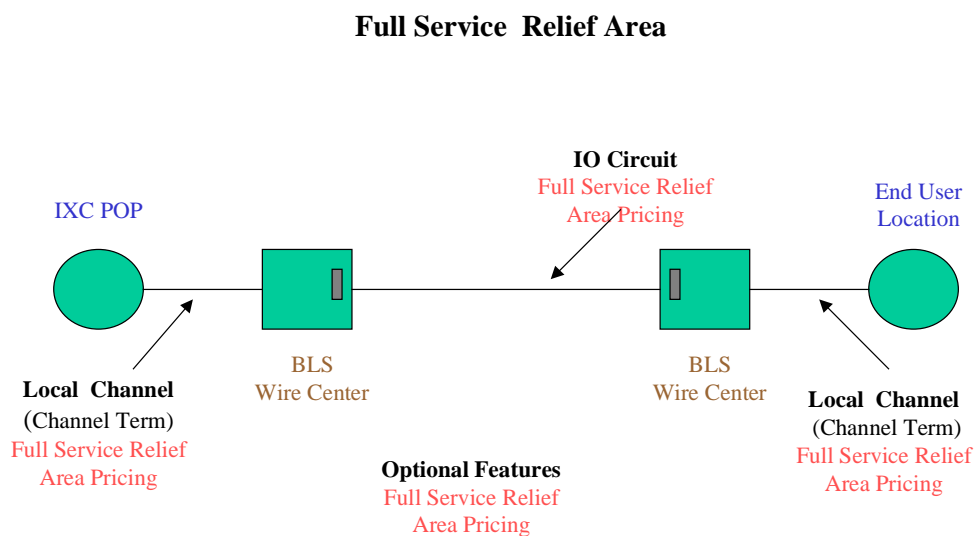


Figure 1

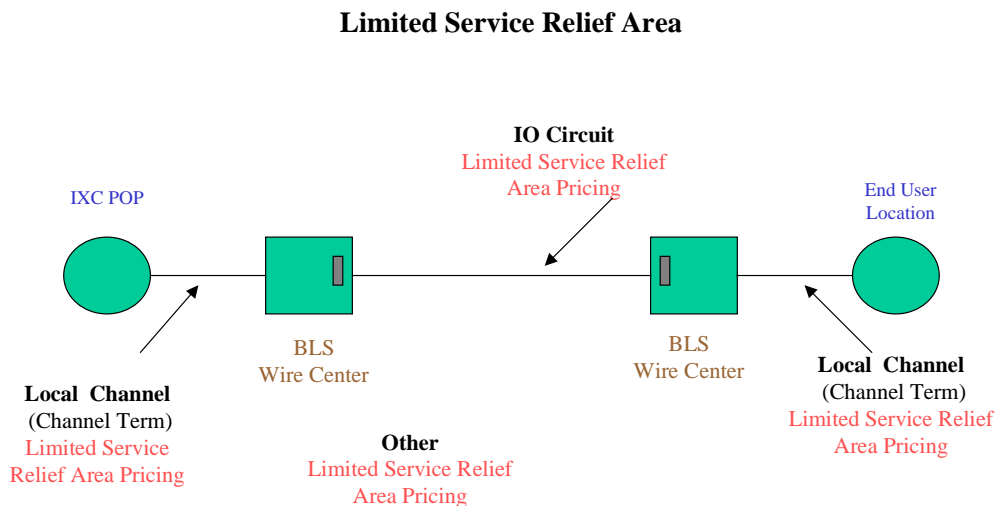
## ACCESS SERVICE

### 23 – Metropolitan Statistical Area Access Services (Cont'd)

#### 23.4 Application of Rates and Charges

- B. Figure 2 illustrates services provided totally from an MSA located in a Limited Service Relief Area. The rates and charges for all associated rate elements are referenced back to comparable functionality's in Sections 1 Sections 6.8.1.A, 6.8.1.B.1, 6.8.1.C.2, 6.8.1.C.3, 6.8.1.E, 6.8.1.G.5, 6.8.1.G.6, 6.8.1.H through 6.8.1.M, and 6.8.5 through 6.8.10; Sections 7, 21, 28 and 29 of this Tariff.

(T)



**Figure 2**

EFFECTIVE: JANUARY 23, 2001

## ACCESS SERVICE

### 23 – Metropolitan Statistical Area Access Services (Cont'd)

#### 23.4 Application of Rates and Charges

- C. Figure 3 illustrates a service provided from two MSAs with one MSA located in a Full Service Relief Area and one MSA located in a Limited Service Relief Area. The rates and charges for local channels and optional features located in the Full Service Relief Area are obtained as stated in 23.4.A preceding. The rates and charges for local channels and optional features located in the Limited Service Relief Area are obtained as stated in 23.4.B preceding. Interoffice channels between a Full Service Relief Area and a Limited Service Relief Area are rated the same as that of an interoffice channel in a Limited Service Relief Area and rates and charges are obtained as stated in 23.4.B preceding.

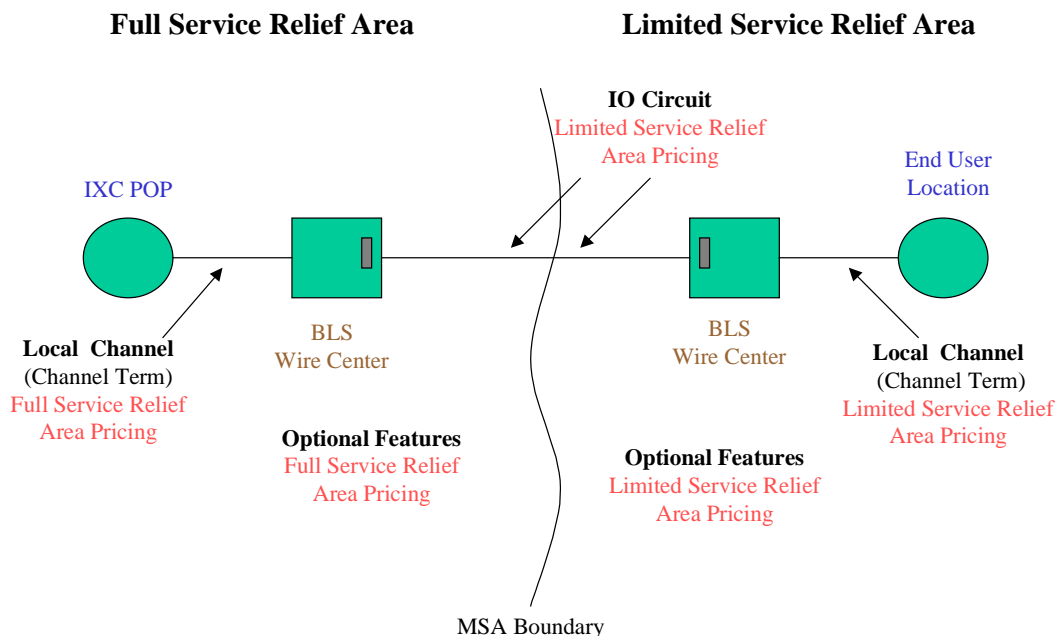


Figure 3

\*\*\*\*\*

## ACCESS SERVICE

### 23 – Metropolitan Statistical Area Access Services (Cont'd)

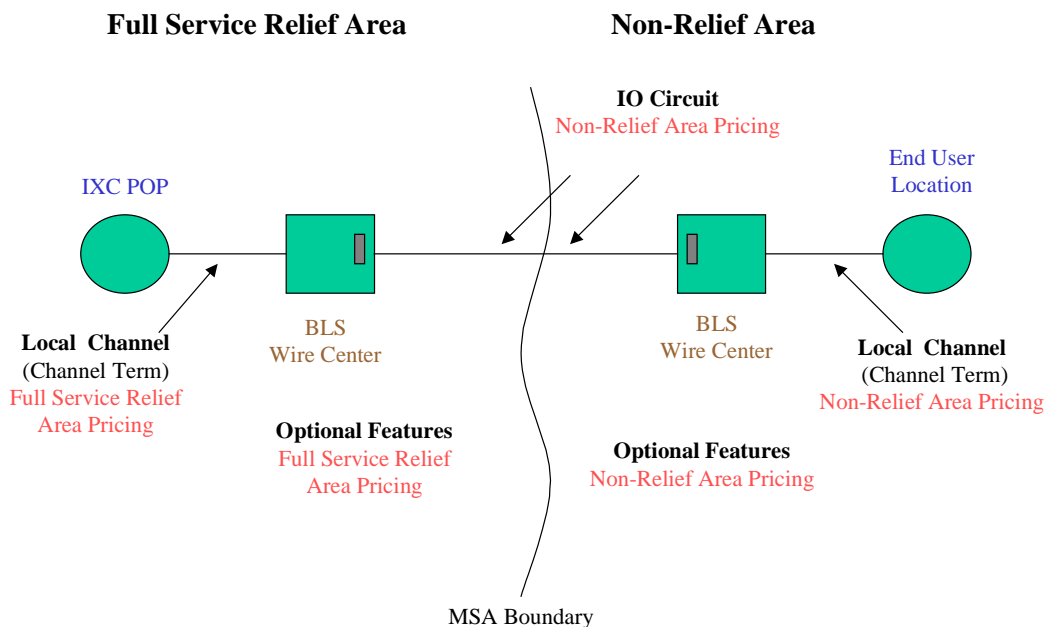
#### 23.4 Application of Rates and Charges

- D. Figure 4 illustrates a service provided from two MSAs with one MSA located in a Full Service Relief Area and one MSA located in a Non-Relief Area. The rates and charges for local channels and optional features located in the Full Service Relief Area are obtained as stated in 23.4.A preceding.

Interoffice channels between a Full Service Relief Area and a Non-Relief Area are rated the same as that of an interoffice channel in a Non-Relief Area.

Rates and charges for local channels, interoffice channels and optional features in a Non-Relief Area are obtained in Sections 6.8.1.A, 6.8.1.B.1, 6.8.1.C.2, 6.8.1.C.3, 6.8.1.E, 6.8.1.G.5, 6.8.1.G.6, 6.8.1.H through 6.8.1.M, and 6.8.5 through 6.8.10; Sections 7, 21, 28 and 29 of this Tariff.

(T)



**Figure 4**



## ACCESS SERVICE

### Section 23 – Metropolitan Statistical Area Access Services (Cont'd)

#### 23.4 Application of Rates and Charges

- E. Figure 5 illustrates a service provided from two MSAs with one MSA located in a Limited Service Relief Area and one MSA located in a Non-Relief Area. The rates and charges for local channels and optional features located in the Limited Service Relief Area are obtained as stated in 23.4.B preceding.

Interoffice channels between a Limited Service Relief Area and a Non-Relief Area are rated the same as that of an interoffice channel in a Non-Relief Area.

Rates and charges for local channels, interoffice channels and optional features in a Non-Relief Area are obtained in Sections 6.8.1.A, 6.8.1.B.1, 6.8.1.C.2, 6.8.1.C.3, 6.8.1.E, 6.8.1.G.5, 6.8.1.G.6, 6.8.1.H through 6.8.1.M, and 6.8.5 through 6.8.10; Sections 7, 21, 28 and 29 of this Tariff. (T)

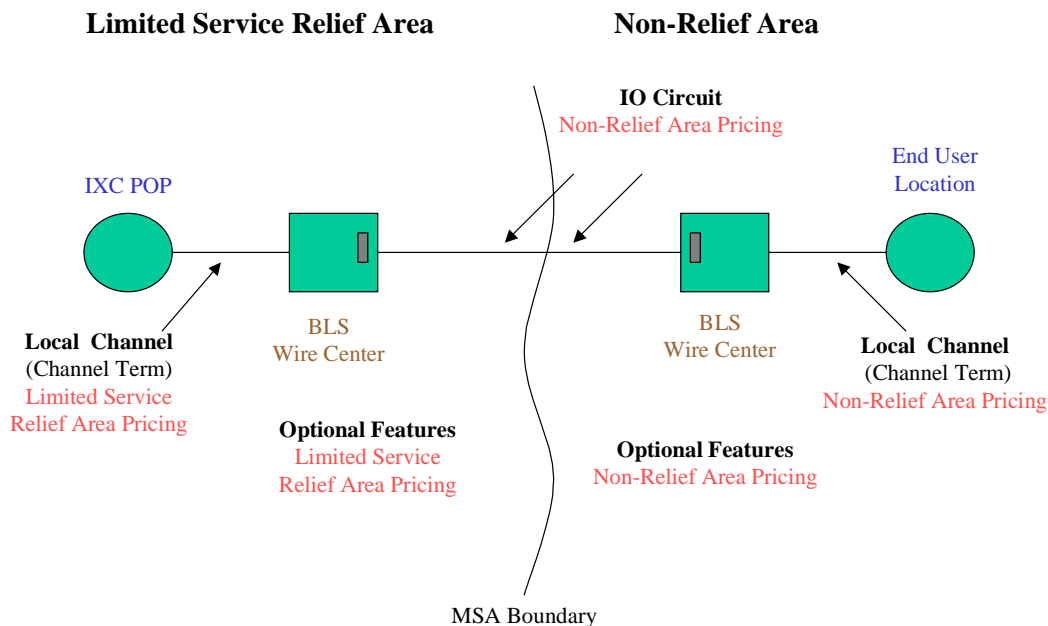


Figure 5

BELLSOUTH TELECOMMUNICATIONS, INC.  
 BY: Operations Manager - Pricing  
 29657, 675 W. Peachtree St., N.E.  
 Atlanta, Georgia 30375  
 ISSUED: MARCH 19, 2004

TARIFF F.C.C. NO. 1  
 1ST REVISED PAGE 23-9  
 CANCELS ORIGINAL PAGE 23-9  
 EFFECTIVE: MARCH 20, 2004

# ACCESS SERVICE

## 23 – Metropolitan Statistical Area Access Services (Cont'd)

### 23.5 Rates and Charges

#### 23.5.1 BellSouth SWA Dedicated Transport

#### ALL STATES

	<u>Monthly Rate</u>	<u>Nonrecurring Charges</u>		<u>USOC</u>
		<u>First Service Installed</u>	<u>Additional Service Installed</u>	
(A) <u>BellSouth SWA Local Channel</u> - per Local Channel				
(1) BellSouth SWA VG				
- Two-Wire	\$33.90	\$310.00	\$120.00	TEFV2
- Four-Wire	\$50.00	\$315.00	\$125.00	TEFV4
(2) BellSouth SWA DS1				
- 1.544 Mbps	N/A	\$750.00	\$300.00	TEFHG

#### Per Month Rates

	<u>Month to Month</u>	<u>Plan A<sup>1</sup> 24 to 48 Months</u>	<u>Plan B<sup>1</sup> 49 to 72 Months</u>	
<b>Zone 1</b>				
Alabama	\$168.00(I)	\$102.93	\$100.50	TEFHG
Florida	\$168.00(I)	\$102.93	\$100.50	TEFHG
Georgia	\$168.00(I)	\$102.93	\$100.50	TEFHG
Kentucky	\$168.00(I)	\$102.93	\$100.50	TEFHG
Louisiana	\$168.00(I)	\$102.93	\$100.50	TEFHG
Mississippi	\$168.00(I)	\$102.93	\$100.50	TEFHG
North Carolina	\$168.00(I)	\$102.93	\$100.50	TEFHG
South Carolina	\$168.00(I)	\$102.93	\$100.50	TEFHG
Tennessee	\$168.00(I)	\$102.93	\$100.50	TEFHG

Note 1: Area Commitment Plan Rates

BELLSOUTH TELECOMMUNICATIONS, INC.  
 BY: Operations Manager - Pricing  
 29657, 675 W. Peachtree St., N.E.  
 Atlanta, Georgia 30375  
 ISSUED: MARCH 19, 2004

TARIFF F.C.C. NO. 1  
 1ST REVISED PAGE 23-10  
 CANCELS ORIGINAL PAGE 23-10  
 EFFECTIVE: MARCH 20, 2004

# ACCESS SERVICE

## 23 - Metropolitan Statistical Area Access Services (Cont'd)

### 23.5 Rates and Charges (Cont'd)

#### 23.5.1 BellSouth SWA Dedicated Transport (Cont'd)

##### (A) BellSouth SWA Local Channel (Cont'd)

##### (2) BellSouth SWA DS1 (Cont'd) - 1.544 Mbps

		<u>Per Month Rates</u>			
		Month to Month	Plan A <sup>1</sup> 24 to 48 Months	Plan B <sup>1</sup> 49 to 72 Months	
<b>Zone 2</b>					
Alabama		\$175.00 (I)	\$102.93	\$100.50	TEFHG
Florida		\$175.00 (I)	\$102.93	\$100.50	TEFHG
Georgia		\$175.00 (I)	\$102.93	\$100.50	TEFHG
Kentucky		\$175.00 (I)	\$102.93	\$100.50	TEFHG
Louisiana		\$175.00 (I)	\$102.93	\$100.50	TEFHG
Mississippi		\$175.00 (I)	\$102.93	\$100.50	TEFHG
North Carolina		\$175.00 (I)	\$102.93	\$100.50	TEFHG
South Carolina		\$175.00 (I)	\$102.93	\$100.50	TEFHG
Tennessee		\$175.00 (I)	\$102.93	\$100.50	TEFHG

Note 1: Area Commitment Plan Rates

BELLSOUTH TELECOMMUNICATIONS, INC.  
BY: Operations Manager - Pricing  
29G57, 675 W. Peachtree St., N.E.  
Atlanta, Georgia 30375  
ISSUED: MARCH 19, 2004

TARIFF F.C.C. NO. 1  
1ST REVISED PAGE 23-11  
CANCELS ORIGINAL PAGE 23-11

EFFECTIVE: MARCH 20, 2004

ACCESS SERVICE

23 - Metropolitan Statistical Area Access Services (Cont'd)

23.5 Rates and Charges (Cont'd)

23.5.1 BellSouth SWA Dedicated Transport (Cont'd)

(A) BellSouth SWA Local Channel (Cont'd)

(2) BellSouth SWA DS1  
- 1.544 Mbps (Cont'd)

<u>Per Month Rates</u>				
	<u>Month to Month</u>	<u>Plan A<sup>1</sup> 24 to 48 Months</u>	<u>Plan B<sup>1</sup> 49 to 72 Months</u>	<u>USOC</u>
<b>Zone 3</b>				
Alabama	\$180.00(I)	\$102.93	\$100.50	TEFHG
Florida	\$180.00(I)	\$102.93	\$100.50	TEFHG
Georgia	\$180.00(I)	\$102.93	\$100.50	TEFHG
Kentucky	\$180.00(I)	\$102.93	\$100.50	TEFHG
Louisiana	\$180.00(I)	\$102.93	\$100.50	TEFHG
Mississippi	\$180.00(I)	\$102.93	\$100.50	TEFHG
North Carolina	\$180.00(I)	\$102.93	\$100.50	TEFHG
South Carolina	\$180.00(I)	\$102.93	\$100.50	TEFHG
Tennessee	\$180.00(I)	\$102.93	\$100.50	TEFHG

Note 1: Area Commitment Plan Rates

TARIFF F.C.C. NO. 1  
ORIGINAL PAGE 23-12

ACCESS SERVICE	(N)
23 - Metropolitan Statistical Area Access Services (Cont'd)	(N)

23.5.1 BellSouth SWA Dedicated Transport (Cont'd) (N)

Note 1: Area Commitment Plan Rates (N)

\*\*\*\*\*

BELLSOUTH TELECOMMUNICATIONS, INC.  
 BY: Operations Manager - Pricing  
 29G57, 675 W. Peachtree St., N.E.  
 Atlanta, Georgia 30375  
 ISSUED: JANUARY 22, 2001

TARIFF F.C.C. NO. 1  
 ORIGINAL PAGE 23-13

EFFECTIVE: JANUARY 23, 2001

ACCESS SERVICE

23 - Metropolitan Statistical Area Access Services (Cont'd)

23.5 Rates and Charges (Cont'd)

23.5.1 BellSouth SWA Dedicated Transport (Cont'd)

(A) BellSouth SWA Local Channel (Cont'd)

(3) BellSouth SWA DS3  
 - 44.736 Mbps (Cont'd)

Per Month Rates

	Month to Month	Plan A <sup>1</sup> 24 to 48 Months	Plan B <sup>1</sup> 49 to 72 Months	USOC
<b>Zone 3</b>				
Alabama	\$1515.55	\$1377.77	\$1296.72	TEFHJ
Florida	\$1515.55	\$1377.77	\$1296.72	TEFHJ
Georgia	\$1515.55	\$1377.77	\$1296.72	TEFHJ
Kentucky	\$1515.55	\$1377.77	\$1296.72	TEFHJ
Louisiana	\$1515.55	\$1377.77	\$1296.72	TEFHJ
Mississippi	\$1515.55	\$1377.77	\$1296.72	TEFHJ
North Carolina	\$1515.55	\$1377.77	\$1296.72	TEFHJ
South Carolina	\$1515.55	\$1377.77	\$1296.72	TEFHJ
Tennessee	\$1515.55	\$1377.77	\$1296.72	TEFHJ

Note 1: Area Commitment Plan Rates

\*\*\*\*\*

BELLSOUTH TELECOMMUNICATIONS, INC.  
 BY: Operations Manager - Pricing  
 29G57, 675 W. Peachtree St., N.E.  
 Atlanta, Georgia 30375  
 ISSUED: MARCH 19, 2004

TARIFF F.C.C. NO. 1  
 1ST REVISED PAGE 23-14  
 CANCELS ORIGINAL PAGE 23-14

EFFECTIVE: MARCH 20, 2004

ACCESS SERVICE

23 - Metropolitan Statistical Area Access Services (Cont'd)

23.5 Rates and Charges (Cont'd)

23.5.1 BellSouth SWA Dedicated Transport (Cont'd)

	<u>Monthly Rates</u>	<u>Nonrecurring Charges</u>	<u>USOC</u>
(B) <u>BellSouth SWA Interoffice Channel</u>			
(1) BellSouth SWA Dedicated Transport			
a. BellSouth SWA VG			
- Facility Termination	\$ 25.00	\$ 80.00	1L5NF
- Per Mile	\$ 2.00		
b. BellSouth SWA DS0			
- 56/64 Kbps			
- Facility Termination	\$ 45.00	\$ 25.00	1L5NK
- Per Mile	\$ 4.00		
c. BellSouth SWA DS1			
- 1.544 Mbps		\$100.49	1L5NL

	<u>Per Month Rates</u>			
	<u>Month to Month</u>	<u>Plan A<sup>1</sup> 24 to 48 Months</u>	<u>Plan B<sup>1</sup> 49 to 72 Months</u>	<u>USOC</u>
Zone 1 - Facility Termination				
Alabama	\$75.00(I)	\$52.68	\$48.63	1L5NL
Florida	\$75.00(I)	\$52.68	\$48.63	1L5NL
Georgia	\$75.00(I)	\$52.68	\$48.63	1L5NL
Kentucky	\$75.00(I)	\$52.68	\$48.63	1L5NL
Louisiana	\$75.00(I)	\$52.68	\$48.63	1L5NL
Mississippi	\$75.00(I)	\$52.68	\$48.63	1L5NL
North Carolina	\$75.00(I)	\$52.68	\$48.63	1L5NL
South Carolina	\$75.00(I)	\$52.68	\$48.63	1L5NL
Tennessee	\$75.00(I)	\$52.68	\$48.63	1L5NL

Note 1: Area Commitment Plan Rates.

BELLSOUTH TELECOMMUNICATIONS, INC.  
BY: Operations Manager - Pricing  
29G57, 675 W. Peachtree St., N.E.  
Atlanta, Georgia 30375  
ISSUED: MARCH 19, 2004

TARIFF F.C.C. NO. 1  
1ST REVISED PAGE 23-15  
CANCELS ORIGINAL PAGE 23-15

EFFECTIVE: MARCH 20, 2004

ACCESS SERVICE

23 - Metropolitan Statistical Area Access Services (Cont'd)

23.5 Rates and Charges (Cont'd)

23.5.1 BellSouth SWA Dedicated Transport (Cont'd)

(B) BellSouth SWA Interoffice Channel (Cont'd)

(1) BellSouth SWA Dedicated Transport (Cont'd)

c. BellSouth SWA DS1  
- 1.544 Mbps (Cont'd)

<u>Per Month Rates</u>				
	<u>Month to Month</u>	<u>Plan A<sup>1</sup> 24 to 48 Months</u>	<u>Plan B<sup>1</sup> 49 to 72 Months</u>	<u>USOC</u>
Zone 1 - Per Mile				
Alabama	\$16.00(I)	\$9.93	\$7.90	1L5NL
Florida	\$16.00(I)	\$9.93	\$7.90	1L5NL
Georgia	\$16.00(I)	\$9.93	\$7.90	1L5NL
Kentucky	\$16.00(I)	\$9.93	\$7.90	1L5NL
Louisiana	\$16.00(I)	\$9.93	\$7.90	1L5NL
Mississippi	\$16.00(I)	\$9.93	\$7.90	1L5NL
North Carolina	\$16.00(I)	\$9.93	\$7.90	1L5NL
South Carolina	\$16.00(I)	\$9.93	\$7.90	1L5NL
Tennessee	\$16.00(I)	\$9.93	\$7.90	1L5NL

Note 1: Area Commitment Plan Rates.



BELLSOUTH TELECOMMUNICATIONS, INC.  
 BY: Operations Manager - Pricing  
 29G57, 675 W. Peachtree St., N.E.  
 Atlanta, Georgia 30375  
 ISSUED: MARCH 19, 2004

TARIFF F.C.C. NO. 1  
 1ST REVISED PAGE 23-16  
 CANCELS ORIGINAL PAGE 23-16

EFFECTIVE: MARCH 20, 2004

# ACCESS SERVICE

## 23 - Metropolitan Statistical Area Access Services (Cont'd)

### 23.5 Rates and Charges (Cont'd)

#### 23.5.1 BellSouth SWA Dedicated Transport (Cont'd)

#### Per Month Rates

	<u>Month to Month</u>	<u>Plan A<sup>1</sup> 24 to 48 Months</u>	<u>Plan B<sup>1</sup> 49 to 72 Months</u>	<u>USOC</u>
(B) <u>BellSouth SWA Interoffice Channel (Cont'd)</u>				
(1) Dedicated Transport (Cont'd)				
c. BellSouth SWA DS1 - 1.544 Mbps (Cont'd)				
Zone 2 - Facility Termination				
Alabama	\$80.00(I)	\$56.73	\$52.68	1L5NL
Florida	\$80.00(I)	\$56.73	\$52.68	1L5NL
Georgia	\$80.00(I)	\$56.73	\$52.68	1L5NL
Kentucky	\$80.00(I)	\$56.73	\$52.68	1L5NL
Louisiana	\$80.00(I)	\$56.73	\$52.68	1L5NL
Mississippi	\$80.00(I)	\$56.73	\$52.68	1L5NL
North Carolina	\$80.00(I)	\$56.73	\$52.68	1L5NL
South Carolina	\$80.00(I)	\$56.73	\$52.68	1L5NL
Tennessee	\$80.00(I)	\$56.73	\$52.68	1L5NL
Zone 2 - Per Mile				
Alabama	\$18.65(I)	\$11.95	\$10.33	1L5NL
Florida	\$18.65(I)	\$11.95	\$10.33	1L5NL
Georgia	\$18.65(I)	\$11.95	\$10.33	1L5NL
Kentucky	\$18.65(I)	\$11.95	\$10.33	1L5NL
Louisiana	\$18.65(I)	\$11.95	\$10.33	1L5NL
Mississippi	\$18.65(I)	\$11.95	\$10.33	1L5NL
North Carolina	\$18.65(I)	\$11.95	\$10.33	1L5NL
South Carolina	\$18.65(I)	\$11.95	\$10.33	1L5NL
Tennessee	\$18.65(I)	\$11.95	\$10.33	1L5NL

Note 1: Area Commitment Plan Rates.

BELLSOUTH TELECOMMUNICATIONS, INC.  
 BY: Operations Manager - Pricing  
 29G57, 675 W. Peachtree St., N.E.  
 Atlanta, Georgia 30375  
 ISSUED: MARCH 19, 2004

TARIFF F.C.C. NO. 1  
 1ST REVISED PAGE 23-17  
 CANCELS ORIGINAL PAGE 23-17

EFFECTIVE: MARCH 20, 2004

# ACCESS SERVICE

## 23 - Metropolitan Statistical Area Access Services (Cont'd)

### 23.5 Rates and Charges (Cont'd)

#### 23.5.1 BellSouth SWA Dedicated Transport (Cont'd)

#### Per Month Rates

<u>Month to Month</u>	<u>Plan A<sup>1</sup> 24 to 48 Months</u>	<u>Plan B<sup>1</sup> 49 to 72 Months</u>	<u>USOC</u>
-------------------------------	---	---	-------------

#### (B) BellSouth SWA Interoffice Channel (Cont'd)

##### (1) BellSouth SWA Dedicated Transport (Cont'd)

##### c. BellSouth SWA DS1 - 1.544 Mbps (Cont'd)

##### Zone 3 - Facility Termination

Alabama	\$85.00(I)	\$60.78	\$56.73	1L5NL
Florida	\$85.00(I)	\$60.78	\$56.73	1L5NL
Georgia	\$85.00(I)	\$60.78	\$56.73	1L5NL
Kentucky	\$85.00(I)	\$60.78	\$56.73	1L5NL
Louisiana	\$85.00(I)	\$60.78	\$56.73	1L5NL
Mississippi	\$85.00(I)	\$60.78	\$56.73	1L5NL
North Carolina	\$85.00(I)	\$60.78	\$56.73	1L5NL
South Carolina	\$85.00(I)	\$60.78	\$56.73	1L5NL
Tennessee	\$85.00(I)	\$60.78	\$56.73	1L5NL

##### Zone 3 - Per Mile

Alabama	\$19.60(I)	\$16.21	\$16.21	1L5NL
Florida	\$19.60(I)	\$16.21	\$16.21	1L5NL
Georgia	\$19.60(I)	\$16.21	\$16.21	1L5NL
Kentucky	\$19.60(I)	\$16.21	\$16.21	1L5NL
Louisiana	\$19.60(I)	\$16.21	\$16.21	1L5NL
Mississippi	\$19.60(I)	\$16.21	\$16.21	1L5NL
North Carolina	\$19.60(I)	\$16.21	\$16.21	1L5NL
South Carolina	\$19.60(I)	\$16.21	\$16.21	1L5NL
Tennessee	\$19.60(I)	\$16.21	\$16.21	1L5NL

Note 1: Area Commitment Plan Rates.

EFFECTIVE: JANUARY 23, 2001

ACCESS SERVICE					(N)
23 - Metropolitan Statistical Area Access Services (Cont'd)					(N)
23.5 <u>Rates and Charges</u> (Cont'd)					(N)
23.5.1 <u>BellSouth SWA Dedicated Transport</u> (Cont'd)					(N)
		<u>Monthly</u>	<u>Nonrecurring</u>	<u>USOC</u>	(N)
		<u>Rates</u>	<u>Charges</u>		(N)
(B) <u>BellSouth SWA Interoffice</u>					(N)
<u>Channel</u> (Cont'd)					(N)
(1) BellSouth SWA Dedicated					(N)
Transport (Cont'd)					(N)
d. BellSouth SWA DS3					(N)
- 44.736 Mbps					(N)
			\$67.19	1L5NM	(N)
		<u>Per Month Rates</u>			(N)
	Month	Plan A <sup>1</sup>	Plan B <sup>1</sup>		(N)
	to	24 to 48	49 to 72		(N)
	<u>Month</u>	<u>Months</u>	<u>Months</u>	<u>USOC</u>	(N)
<b>Zone 1 - Facility Termination</b>					(N)
Alabama	\$972.54	\$810.45	\$688.88	1L5NM	(N)
Florida	\$972.54	\$810.45	\$688.88	1L5NM	(N)
Georgia	\$972.54	\$810.45	\$688.88	1L5NM	(N)
Kentucky	\$972.54	\$810.45	\$688.88	1L5NM	(N)
Louisiana	\$972.54	\$810.45	\$688.88	1L5NM	(N)
Mississippi	\$972.54	\$810.45	\$688.88	1L5NM	(N)
North Carolina	\$972.54	\$810.45	\$688.88	1L5NM	(N)
South Carolina	\$972.54	\$810.45	\$688.88	1L5NM	(N)
Tennessee	\$972.54	\$810.45	\$688.88	1L5NM	(N)
<b>Zone 1 - Per Mile</b>					(N)
Alabama	\$97.25	\$75.00	\$65.00	1L5NM	(N)
Florida	\$97.25	\$75.00	\$65.00	1L5NM	(N)
Georgia	\$97.25	\$75.00	\$65.00	1L5NM	(N)
Kentucky	\$97.25	\$75.00	\$65.00	1L5NM	(N)
Louisiana	\$97.25	\$75.00	\$65.00	1L5NM	(N)
Mississippi	\$97.25	\$75.00	\$65.00	1L5NM	(N)
North Carolina	\$97.25	\$75.00	\$65.00	1L5NM	(N)
South Carolina	\$97.25	\$75.00	\$65.00	1L5NM	(N)
Tennessee	\$97.25	\$75.00	\$65.00	1L5NM	(N)

Note 1: Area Commitment Plan Rates. (N)

EFFECTIVE: JANUARY 23, 2001

ACCESS SERVICE	(N)
23 - Metropolitan Statistical Area Access Services (Cont'd)	(N)
23.5 <u>Rates and Charges</u> (Cont'd)	(N)
23.5.1 <u>BellSouth SWA Dedicated Transport</u> (Cont'd)	(N)

(B) BellSouth SWA Interoffice Channel (Cont'd) (N)

(1) BellSouth SWA Dedicated Transport (Cont'd) (N)

d. BellSouth SWA DS3 - 44.736 Mbps (Cont'd) (N)

<u>Per Month Rates</u>					(N)
	<u>Month to Month</u>	<u>Plan A<sup>1</sup> 24 to 48 Months</u>	<u>Plan B<sup>1</sup> 49 to 72 Months</u>	<u>USOC</u>	(N)
<b>Zone 2 - Facility Termination</b>					(N)
Alabama	\$972.54	\$850.98	\$729.41	1L5NM	(N)
Florida	\$972.54	\$850.98	\$729.41	1L5NM	(N)
Georgia	\$972.54	\$850.98	\$729.41	1L5NM	(N)
Kentucky	\$972.54	\$850.98	\$729.41	1L5NM	(N)
Louisiana	\$972.54	\$850.98	\$729.41	1L5NM	(N)
Mississippi	\$972.54	\$850.98	\$729.41	1L5NM	(N)
North Carolina	\$972.54	\$850.98	\$729.41	1L5NM	(N)
South Carolina	\$972.54	\$850.98	\$729.41	1L5NM	(N)
Tennessee	\$972.54	\$850.98	\$729.41	1L5NM	(N)

<b>Zone 2 - Per Mile</b>					(N)
Alabama	\$97.25	\$75.00	\$65.00	1L5NM	(N)
Florida	\$97.25	\$75.00	\$65.00	1L5NM	(N)
Georgia	\$97.25	\$75.00	\$65.00	1L5NM	(N)
Kentucky	\$97.25	\$75.00	\$65.00	1L5NM	(N)
Louisiana	\$97.25	\$75.00	\$65.00	1L5NM	(N)
Mississippi	\$97.25	\$75.00	\$65.00	1L5NM	(N)
North Carolina	\$97.25	\$75.00	\$65.00	1L5NM	(N)
South Carolina	\$97.25	\$75.00	\$65.00	1L5NM	(N)
Tennessee	\$97.25	\$75.00	\$65.00	1L5NM	(N)

Note 1: Area Commitment Plan Rates. (N)

EFFECTIVE: JANUARY 23, 2001

ACCESS SERVICE					(N)
23 - Metropolitan Statistical Area Access Services (Cont'd)					(N)
23.5 <u>Rates and Charges</u> (Cont'd)					(N)
23.5.1 <u>BellSouth SWA Dedicated Transport</u> (Cont'd)					(N)
<u>Per Month Rates</u>					(N)
<u>Per Month Rates</u>					(N)
	Month	Plan A <sup>1</sup>	Plan B <sup>1</sup>		(N)
	to	24 to 48	49 to 72		(N)
	<u>Month</u>	<u>Months</u>	<u>Months</u>	<u>USOC</u>	(N)
(B) <u>BellSouth SWA Interoffice Channel</u> (Cont'd)					(N)
(1) BellSouth SWA Dedicated Transport (Cont'd)					(N)
d. BellSouth SWA DS3 - 44.736 Mbps (Cont'd)					(N)
<b>Zone 3 - Facility Termination</b>					(N)
Alabama	\$972.54	\$891.50	\$769.93	1L5NM	(N)
Florida	\$972.54	\$891.50	\$769.93	1L5NM	(N)
Georgia	\$972.54	\$891.50	\$769.93	1L5NM	(N)
Kentucky	\$972.54	\$891.50	\$769.93	1L5NM	(N)
Louisiana	\$972.54	\$891.50	\$769.93	1L5NM	(N)
Mississippi	\$972.54	\$891.50	\$769.93	1L5NM	(N)
North Carolina	\$972.54	\$891.50	\$769.93	1L5NM	(N)
South Carolina	\$972.54	\$891.50	\$769.93	1L5NM	(N)
Tennessee	\$972.54	\$891.50	\$769.93	1L5NM	(N)
<b>Zone 3 - Per Mile</b>					(N)
Alabama	\$97.25	\$75.00	\$65.00	1L5NM	(N)
Florida	\$97.25	\$75.00	\$65.00	1L5NM	(N)
Georgia	\$97.25	\$75.00	\$65.00	1L5NM	(N)
Kentucky	\$97.25	\$75.00	\$65.00	1L5NM	(N)
Louisiana	\$97.25	\$75.00	\$65.00	1L5NM	(N)
Mississippi	\$97.25	\$75.00	\$65.00	1L5NM	(N)
North Carolina	\$97.25	\$75.00	\$65.00	1L5NM	(N)
South Carolina	\$97.25	\$75.00	\$65.00	1L5NM	(N)
Tennessee	\$97.25	\$75.00	\$65.00	1L5NM	(N)
Note 1: Area Commitment Plan Rates.					(N)

BELLSOUTH TELECOMMUNICATIONS, INC.  
BY: Operations Manager - Pricing  
29G57, 675 W. Peachtree St., N.E.  
Atlanta, Georgia 30375  
ISSUED: JANUARY 22, 2001

TARIFF F.C.C. NO. 1  
ORIGINAL PAGE 23-21

EFFECTIVE: JANUARY 23, 2001

ACCESS SERVICE (N)  
23 - Metropolitan Statistical Area Access Services (Cont'd) (N)  
23.5 Rates and Charges (Cont'd) (N)  
23.5.1 BellSouth SWA Dedicated Transport (Cont'd) (N)  
(C) Optional Features (N)

	<u>USOC</u>	<u>Monthly Rates</u>	<u>Nonrecurring Initial</u>	<u>Charges Subsequent</u>	(N)
(1) 64 Clear Channel Capability					(N)
Per Channelized DS1/1.544 Mbps					(N)
High Capacity Channel optioned as:					(N)
- Superframe Format (SF)	SATSF	NONE	NONE	\$420.00	(N)
- Extended Superframe Format (ESF)	SATES	NONE	NONE	\$420.00	(N)

\*\*\*\*\*

EFFECTIVE: JANUARY 23, 2001

ACCESS SERVICE

23 - Metropolitan Statistical Area Access Services (Cont'd)

23.5 Rates and Charges (Cont'd)

23.5.1 BellSouth SWA Dedicated Transport (Cont'd)

(C) Optional Features (Cont'd)

(2) Channelization

a. DS3 Channelization	Monthly Rates	Nonrecurring Charges		USOC
		Initial	Subsequent	
1. DS3 to DS1		\$145.45	\$584.80	SATNS

Per Month Rates

	Month to Month	Plan A <sup>1</sup> 24 to 48 Months	Plan B <sup>1</sup> 49 to 72 Months	USOC
<b>Zone 1 - Per Arrangement</b>				
Alabama	\$721.30	\$648.36	\$577.04	SATNS
Florida	\$721.30	\$648.36	\$577.04	SATNS
Georgia	\$721.30	\$648.36	\$577.04	SATNS
Kentucky	\$721.30	\$648.36	\$577.04	SATNS
Louisiana	\$721.30	\$648.36	\$577.04	SATNS
Mississippi	\$721.30	\$648.36	\$577.04	SATNS
North Carolina	\$721.30	\$648.36	\$577.04	SATNS
South Carolina	\$721.30	\$648.36	\$577.04	SATNS
Tennessee	\$721.30	\$648.36	\$577.04	SATNS

**Zone 2 - Per Arrangement**

Alabama	\$721.30	\$684.83	\$648.36	SATNS
Florida	\$721.30	\$684.83	\$648.36	SATNS
Georgia	\$721.30	\$684.83	\$648.36	SATNS
Kentucky	\$721.30	\$684.83	\$648.36	SATNS
Louisiana	\$721.30	\$684.83	\$648.36	SATNS
Mississippi	\$721.30	\$684.83	\$648.36	SATNS
North Carolina	\$721.30	\$684.83	\$648.36	SATNS
South Carolina	\$721.30	\$684.83	\$648.36	SATNS
Tennessee	\$721.30	\$684.83	\$648.36	SATNS

Note 1: Area Commitment Plan Rates.

EFFECTIVE: JANUARY 23, 2001

ACCESS SERVICE

23 - Metropolitan Statistical Area Access Services (Cont'd)

23.5 Rates and Charges (Cont'd)

23.5.1 BellSouth SWA Dedicated Transport (Cont'd)

(C) Optional Features (Cont'd)

(2) Channelization (Cont'd)

a. DS3 Channelization

1. DS3 to DS1 (Cont'd)

<u>Per Month Rates</u>				
	<u>Month to Month</u>	<u>Plan A<sup>1</sup> 24 to 48 Months</u>	<u>Plan B<sup>1</sup> 49 to 72 Months</u>	<u>USOC</u>
<b>Zone 3 - Per Arrangement</b>				
Alabama	\$721.30	\$721.30	\$721.30	SATNS
Florida	\$721.30	\$721.30	\$721.30	SATNS
Georgia	\$721.30	\$721.30	\$721.30	SATNS
Kentucky	\$721.30	\$721.30	\$721.30	SATNS
Louisiana	\$721.30	\$721.30	\$721.30	SATNS
Mississippi	\$721.30	\$721.30	\$721.30	SATNS
North Carolina	\$721.30	\$721.30	\$721.30	SATNS
South Carolina	\$721.30	\$721.30	\$721.30	SATNS
Tennessee	\$721.30	\$721.30	\$721.30	SATNS

	<u>Monthly Rates</u>	<u>Nonrecurring Charges</u>	<u>USOC</u>
(i) Central Office Channel Interface - per DS1	NONE	\$170.00	SATCO

Note 1: Area Commitment Plan Rates.



EFFECTIVE: JANUARY 23, 2001

ACCESS SERVICE

23 - Metropolitan Statistical Area Access Services (Cont'd)

23.5 Rates and Charges (Cont'd)

23.5.1 BellSouth SWA Dedicated Transport (Cont'd)

(C) Optional Features (Cont'd)

(2) Channelization (Cont'd)

b. DS1 Channelization<sup>1</sup>

	<u>Monthly Rates</u>	<u>Nonrecurring Charges</u>	<u>USOC</u>
1. Basic Channelization System DS1 to DS0 or Analog		\$135.00	SATN1
<b>Zone 1 - Per System</b>			
Alabama	\$149.93		SATN1
Florida	\$149.93		SATN1
Georgia	\$149.93		SATN1
Kentucky	\$149.93		SATN1
Louisiana	\$149.93		SATN1
Mississippi	\$149.93		SATN1
North Carolina	\$149.93		SATN1
South Carolina	\$149.93		SATN1
Tennessee	\$149.93		SATN1
<b>Zone 2 - Per System</b>			
Alabama	\$149.93		SATN1
Florida	\$149.93		SATN1
Georgia	\$149.93		SATN1
Kentucky	\$149.93		SATN1
Louisiana	\$149.93		SATN1
Mississippi	\$149.93		SATN1
North Carolina	\$149.93		SATN1
South Carolina	\$149.93		SATN1
Tennessee	\$149.93		SATN1
<b>Zone 3 - Per System</b>			
Alabama	\$149.93		SATN1
Florida	\$149.93		SATN1
Georgia	\$149.93		SATN1
Kentucky	\$149.93		SATN1
Louisiana	\$149.93		SATN1
Mississippi	\$149.93		SATN1
North Carolina	\$149.93		SATN1
South Carolina	\$149.93		SATN1
Tennessee	\$149.93		SATN1

Note 1: DS1 Channelization Equipment monthly and nonrecurring rates will not apply at the Telephone Company end office when directly integrated into a Telephone Company End Office Digital Switching System.

BELLSOUTH TELECOMMUNICATIONS, INC.  
 BY: Operations Manager - Pricing  
 29657, 675 W. Peachtree St., N.E.  
 Atlanta, Georgia 30375  
 ISSUED: JULY 3, 2001

TARIFF F.C.C. NO. 1  
 1ST REVISED PAGE 23-24.1  
 CANCELS ORIGINAL PAGE 23-24.1

EFFECTIVE: JULY 4, 2001

# ACCESS SERVICE

## 23 – Metropolitan Statistical Area Access Services (Cont'd)

### 23.5 Rates and Charges (Cont'd)

#### 23.5.1 BellSouth SWA Dedicated Transport (Cont'd)

##### (C) Optional Features (Cont'd)

##### (2) Channelization (Cont'd)

##### b. DS1 Channelization<sup>1</sup> (Cont'd)

<u>ALL STATES</u>				
	<u>Monthly Rates</u>	<u>Nonrecurring First</u>	<u>Charges Additional</u>	<u>USOC</u>
(ii) Central Office Channel Interface - Per Interface				
BellSouth SWA	\$ 0.00	\$ 0.00	\$ 0.00	SATSA
BellSouth SWA CCSAC Links	\$ 0.00	\$ 0.00	\$ 0.00	SATCL
		<u>Nonrecurring Initial</u>	<u>Charges Subsequent</u>	<u>USOC</u>
(3) Tandem Signaling - Per Trunk <sup>2</sup>		Nonrecurring charges are provided in Section 6.8.1.G.7		CNDST
				(N) (C) (C)

Note 1: DS1 Channelization Equipment monthly and nonrecurring rates will not apply at the Telephone Company end office when directly integrated into a Telephone Company End Office Digital Switching System.

Note 2: This charge is in addition to the charge set forth in 6.8.8(A)

\*\*\*\*\*

EFFECTIVE: JANUARY 23, 2001

ACCESS SERVICE					(N)
23 - Metropolitan Statistical Area Access Services (Cont'd)					(N)
23.5 Rates and Charges (Cont'd)					(N)
23.5.1 BellSouth SWA Dedicated Transport (Cont'd)					(N)
(D) Dedicated Network Access Lines (DNALs)					(N)
(1) DNAL Switched Local Channel					(N)
ALL STATES					(N)
		Nonrecurring Charges		(N)	
		First	Additional	(N)	
		Service	Service	(N)	
		Installed	Installed	(N)	
USOC	Monthly				
	Rates				
(a) Per DNAL Switched Local Channel for use with the BSEs - SMDI, ISMDI, BCLID, Make Busy/Night Transfer <sup>1</sup> , and Queuing (Call Waiting <sup>1</sup> Subelements Only),					(N)
					(N)
					(N)
					(N)
					(N)
					(N)
- Two-Wire	T6E2X	\$40.00	\$308.95	\$119.49	(N)
- Four-Wire	T6E4X	\$55.00	\$314.69	\$125.19	(N)
(b) Per DNAL Switched Local Channel for use with the BSE - Queuing (Music After Delay Announcement Subelements Only),					(N)
					(N)
					(N)
					(N)
					(N)
200 - 3500 Hz	T6ECS	\$37.10	\$345.89	\$135.65	(N)
100 - 5000 Hz	T6ECS	\$49.25	\$380.73	\$169.79	(N)
50 - 8000 Hz	T6ECS	\$49.66	\$406.23	\$176.70	(N)
(c) Per DNAL Switched Local Channel for use with SMDI and ISMDI 9.6 Kbps Digital Service					(N)
					(N)
					(N)
					(N)
- 9.6 Kbps Digital Data Access Service	T6ECS	\$60.00	\$520.00	\$310.00	(N)
					(N)
Note 1: Available as a Two-Wire Service Only					(N)

EFFECTIVE: JANUARY 23, 2001

ACCESS SERVICE

23 – Metropolitan Statistical Area Access Services (Cont'd)

23.5 Rates and Charges (Cont'd)

23.5.1 BellSouth SWA Dedicated Transport (Cont'd)

(D) Dedicated Network Access Lines (DNALs) (Cont'd)

(2) DNAL Switched Interoffice Channel

- (a) Switched Interoffice Channel  
 for use with the BSEs -  
 SMDI, ISMDI, BCLID, Make  
 Busy/Night Transfer, and  
 Queuing (Call Waiting  
 Subelements Only)

<u>Mileage Bands</u>	<u>USOC</u>	<u>Monthly Rates</u>		<u>Nonrecurring Charges</u>
		<u>Fixed</u>	<u>Per Mile</u>	
0	1L5XX	None	None	None
Over 0 to 4	1L5XX	\$ 5.36	\$ 3.34	\$79.85
Over 4 to 8	1L5XX	\$ 7.20	\$ 3.34	\$79.85
Over 8 to 25	1L5XX	\$ 9.02	\$ 3.34	\$79.85
Over 25 to 50	1L5XX	\$10.85	\$ 3.34	\$79.85
Over 50	1L5XX	\$12.67	\$ 3.34	\$79.85

- (b) Switched Interoffice  
 Channel for use with  
 the BSE - Queuing  
 (Music After Delay  
 Announcement Subelements  
 Only),

(i) 200 to 3500 Hz

<u>Mileage Bands</u>				
0	1L5XX	None	None	None
Over 0 to 4	1L5XX	\$10.02	\$ 2.19	\$85.53
Over 4 to 8	1L5XX	\$11.85	\$ 2.19	\$85.53
Over 8 to 25	1L5XX	\$13.68	\$ 2.19	\$85.53
Over 25 to 50	1L5XX	\$15.52	\$ 2.19	\$85.53
Over 50	1L5XX	\$17.35	\$ 2.19	\$85.53

BELLSOUTH TELECOMMUNICATIONS, INC.  
 BY: Operations Manager - Pricing  
 29G57, 675 W. Peachtree St., N.E.  
 Atlanta, Georgia 30375  
 ISSUED: JULY 3, 2001

TARIFF F.C.C. NO. 1  
 1ST REVISED PAGE 23-27  
 CANCELS ORIGINAL PAGE 23-27

EFFECTIVE: JULY 4, 2001

# ACCESS SERVICE

## 23 - Metropolitan Statistical Area Access Services (Cont'd)

### 23.5 Rates and Charges (Cont'd)

#### 23.5.1 BellSouth SWA Dedicated Transport (Cont'd)

#### (D) Dedicated Network Access Lines (DNALs) (Cont'd)

#### (2) DNAL Switched Interoffice Channel (Cont'd)

#### (b) (Cont'd)

		ALL STATES			
		USOC	Monthly Rates		Nonrecurring Charges
			Fixed	Per Mile	
(ii)	100 to 5000 Hz Mileage Bands				
	0	1L5XX	None	None	None
	Over 0 to 4	1L5XX	\$14.69	\$ 3.85	\$93.07
	Over 4 to 8	1L5XX	\$18.99	\$ 3.85	\$93.07
	Over 8 to 25	1L5XX	\$23.28	\$ 3.85	\$93.07
	Over 25 to 50	1L5XX	\$27.59	\$ 3.85	\$93.07
	Over 50	1L5XX	\$31.90	\$ 3.85	\$93.07

(iii) 50 to 8000 Hz				
Mileage Bands				
0	1L5XX	None	None	None
Over 0 to 4	1L5XX	\$18.37	\$ 5.76	\$98.97
Over 4 to 8	1L5XX	\$22.87	\$ 5.76	\$98.97
Over 8 to 25	1L5XX	\$27.36	\$ 5.76	\$98.97
Over 25 to 50	1L5XX	\$31.88	\$ 5.76	\$98.97
Over 50	1L5XX	\$36.38	\$ 5.76	\$98.97

(c) Switched Interoffice Channel for use with SMDI and ISMDI, per 9.6 Kbps service	1L5XX	\$ 7.00	\$ 0.15	\$62.00
--	-------	---------	---------	---------

#### (E) CCS7 Signaling Connections, CCS7 Signaling Terminations and Optional Usage Feature

	Monthly Rate	Nonrecurring Charge	USOC	
(1) CCS7 Signaling Connection - per 56 kbps facility	Monthly and Nonrecurring charges are provided in Section 6.8.1.I.1		TPP++	(N) (C) (C)

	Monthly Rate	First	Nonrecurring Charge Additional	USOC
(2) Point Code Establishment or Change				
(a) Per Originating Point Code Established or Changed	\$ -	\$ 40.00	\$ 8.00	CCAP0
(b) Per Destination Point Code Established or Changed	\$ -	\$ 8.00	\$ 8.00	CCAPD

\*\*\*\*\*

BELLSOUTH TELECOMMUNICATIONS, INC.  
BY: Operations Manager - Pricing  
29G57, 675 W. Peachtree St., N.E.  
Atlanta, Georgia 30375  
ISSUED: JULY 3, 2001

TARIFF F.C.C. NO. 1  
1ST REVISED PAGE 23-28  
CANCELS ORIGINAL PAGE 23-28

EFFECTIVE: JULY 4, 2001

ACCESS SERVICE

23 - Metropolitan Statistical Area Access Services (Cont'd)

23.5 Rates and Charges (Cont'd)

23.5.1 BellSouth SWA Dedicated Transport (Cont'd)

(F) Access Tandem Switching (Cont'd)

	<u>Monthly Rate</u>	<u>Nonrecurring Charge</u>	<u>USOC</u>	(N) (N)
(2) Dedicated Tandem Trunk Port Service				
- Per dedicated DS0/VG trunk port required	Monthly rate provided in Section 6.8.1.C.2		TDWOP	(C) (C)
- Per dedicated DS1 trunk port required	Monthly rate provided in Section 6.8.1.C.2		TDW1P	(C) (C)
(3) DS1 to VG Channelization Per DS1 termination to an analog tandem switch	\$149.93	\$135.00	SATN2	

\*\*\*\*\*

BELLSOUTH TELECOMMUNICATIONS, INC.  
 BY: Operations Manager - Pricing  
 29G57, 675 W. Peachtree St., N.E.  
 Atlanta, Georgia 30375  
 ISSUED: JUNE 16, 2004

TARIFF F.C.C. NO. 1  
 1ST REVISED PAGE 23-29  
 CANCELS ORIGINAL PAGE 23-29

EFFECTIVE: JULY 1, 2004

# ACCESS SERVICE

## 23 - Metropolitan Statistical Area Access Services (Cont'd)

### 23.5 Rates and Charges (Cont'd)

#### 23.5.1 BellSouth SWA Dedicated Transport (Cont'd)

#### (G) BellSouth Dedicated Ring - Self-healing Multi-nodal Alternate Route Topology Ring - Month-to-Month

	Month to <u>Month</u>	Nonrecurring <u>Charge</u>	<u>USOC</u>	
(1) Local Channel (All capacities except OC-1)				
(a) Per Local Channel	-	\$380.00	1HSLC	
(b) Per Quarter Air Mile	\$95.00	-	1HSLC	
(2) Alternate Central Office (All capacities except OC-1)				
(a) Per Alternate C.O. Channel	-	\$415.00	1HSAC	
(b) Per Quarter Air Mile	\$1500.00	-	1HSAC	
(3) Interoffice Channel (All capacities except OC-1)				
(a) Per Channel	-	\$125.00	1HS1C	
(b) Fixed, OC-3 Capacity	\$45.00	-	1HS1C	
(c) Fixed, OC-3+, OC-12, OC-48 or OC-48+ Capacity	\$158.00	-	1HS1C	
(d) Per Quarter Air Mile, OC-3 Capacity	\$41.00	-	1HS1C	
(e) Per Quarter Air Mile, OC-3+, OC-12, OC-48 or OC-48+ Capacity	\$50.00	-	1HS1C	
(f) Fixed, OC-192 or OC-192+ Capacity	\$770.00	-	1HS1C	(C)
(g) Per Quarter Air Mile, OC-192 or OC-192+ Capacity	\$50.00	-	1HS1C	(C)
(4) Internodal Channel (All capacities except OC-1)				
(a) Per Internodal Channel, Same Wire Center area, Per Quarter Air Mile	\$3000.00	\$435.00	1HSSC	
(b) Per Internodal Channel, Same Office Park/Campus Environment in Contiguous Serving Wire Center Areas, Per Quarter Air Mile	\$3500.00	\$435.00	1HSCC	

BELLSOUTH TELECOMMUNICATIONS, INC.  
 BY: Operations Manager - Pricing  
 29G57, 675 W. Peachtree St., N.E.  
 Atlanta, Georgia 30375  
 ISSUED: JUNE 16, 2004

TARIFF F.C.C. NO. 1  
 1ST REVISED PAGE 23-30  
 CANCELS ORIGINAL PAGE 23-30

EFFECTIVE: JULY 1, 2004

# ACCESS SERVICE

## 23 - Metropolitan Statistical Area Access Services (Cont'd)

### 23.5 Rates and Charges (Cont'd)

#### 23.5.1 BellSouth SWA Dedicated Transport (Cont'd)

#### (G) BellSouth Dedicated Ring - Self-healing Multi-nodal Alternate Route Topology Ring - Month-to-Month (Cont'd)

	Month to <u>Month</u>	Nonrecurring <u>Charge</u>	<u>USOC</u>	
(5) Customer Node (Per Customer Node)				
(a) OC-1 Capacity	\$720.00	\$390.00	SHSC4	
(b) OC-3 Capacity	\$1980.00	\$410.00	SHSC3	
(c) OC-3+ Capacity	\$2700.00	\$410.00	SHSN5	
(d) OC-12 Capacity	\$3060.00	\$420.00	SHSC1	
(e) OC-48 Capacity	\$5220.00	\$420.00	SHSN8	
(f) OC-48+ Capacity	\$5850.00	\$420.00	SHSN9	
(g) OC-192 Capacity	\$25000.00	\$540.00	SHSN6	(N)
(h) OC-192+ Capacity	\$25000.00	\$540.00	SHSC2	(T)
(6) Customer Channel Interface (Per Customer Node)				
(a) Per DS1	\$35.00	\$245.00	SHSBB	
(b) Per DS3	\$170.00	\$110.00	SHSZT	
(c) Per STS-1	\$220.00	\$105.00	SHS13	
(d) Per OC-1	\$100.00	\$115.00	SHS1C	
(e) Per OC-3				
- 2-Fiber	\$240.00	\$110.00	SHS1D	
- 4 Fiber	\$475.00	\$110.00	SHS15	
(e) Per OC-12				
- 2-Fiber	\$715.00	\$115.00	SHS1F	
- 4 Fiber	\$1430.00	\$115.00	SHS19	
(f) Per OC-48				
- 2-Fiber	\$1600.00	\$420.00	SHS1A	
- 4 Fiber	\$3200.00	\$420.00	SHS1B	
(g) Per DS1 within an STS-1 Asymmetrical Arrangement <sup>1</sup>	\$25.00	\$330.00	SHSBS	
(h) Per DS3 (Asymmetrical with DS1) <sup>1</sup>	\$550.00	\$360.00	SHS1T	
(i) Per Flex DS1 <sup>1</sup>	\$35.00	\$275.00	SHS1Q	(N)
(7) Central Office Node (Per Central Office Node)				
(a) OC-1 Capacity	\$540.00	\$385.00	SHSH4	
(b) OC-3 Capacity	\$1260.00	\$410.00	SHSH3	
(b) OC-3+ Capacity	\$2250.00	\$410.00	SHSH5	

Note 1: See Page 6-75.10 for the application of these interfaces.

All BellSouth marks contained herein and as set forth in the trademarks and servicemarks section of this Tariff are owned by BellSouth Intellectual Property Corporation.  
 \*\*\*\*\*



BELLSOUTH TELECOMMUNICATIONS, INC.  
 BY: Operations Manager - Pricing  
 29G57, 675 W. Peachtree St., N.E.  
 Atlanta, Georgia 30375  
 ISSUED: JUNE 16, 2004

TARIFF F.C.C. NO. 1  
 1ST REVISED PAGE 23-31  
 CANCELS ORIGINAL PAGE 23-31

EFFECTIVE: JULY 1, 2004

# ACCESS SERVICE

## 23 - Metropolitan Statistical Area Access Services (Cont'd)

### 23.5 Rates and Charges (Cont'd)

#### 23.5.1 BellSouth SWA Dedicated Transport (Cont'd)

#### (G) BellSouth Dedicated Ring - Self-healing Multi-nodal Alternate Route Topology Ring - Month to Month (Cont'd)

	Month to Month	Nonrecurring Charge	USOC	
(7) Central Office Node (Per Central Office Node) (Cont'd)				
(d) OC-12 Capacity	\$2340.00	\$420.00	SHSH1	
(e) OC-48 Capacity	\$4860.00	\$420.00	SHSH8	
(f) OC-48+ Capacity	\$5490.00	\$420.00	SHSH9	
(g) OC-192 Capacity	\$25000.00	\$540.00	SHSH7	(N)
(h) OC-192+ Capacity	\$25000.00	\$540.00	SHSH2	(T)
(8) Central Office Channel Interface (Per Central Office Node)				
(a) Per DS1	\$35.00	\$100.00	SHSCB	
(b) Per DS3	\$115.00	\$150.00	SHSYT	
(c) Per STS-1	\$150.00	\$155.00	SHS02	
(d) Per OC-1	\$100.00	\$170.00	SHSCC	
(e) Per OC-3				
- 2 Fiber	\$240.00	\$99.00	SHSCD	
- 4 Fiber	\$425.00	\$99.00	SHS04	
(f) Per OC-12				
- 2 Fiber	\$640.00	\$99.00	SHSCF	
- 4 Fiber	\$1280.00	\$99.00	SHSC9	
(g) Per 28 DS1 Channel System				
- DS3	\$650.00	\$130.00	SHSW8	
- STS-1	\$750.00	\$130.00	SHSCS	
(h) Per DS1 on 28 DS1 Channel System				
- DS3	\$12.00	\$130.00	SHSCA	
- STS-1	\$40.00	\$83.00	SHSCG	
(i) Per OC-48				
- 2 Fiber	\$1600.00	\$650.00	SHSCJ	
- 4 Fiber	\$3200.00	\$650.00	SHSCK	
(j) Per DS1 within an STS-1 Asymmetrical Arrangement <sup>1</sup>	\$25.00	\$360.00	SHSCH	
(k) Per DS3 (Asymmetrical with DS1) <sup>1</sup>	\$550.00	\$400.00	SHSCT	
(l) Per Flex DS1 <sup>1</sup>	\$35.00	\$160.00	SHSCQ	(N)

Note 1: See Page 6-75.10 for the rate application of these interfaces.

BELLSOUTH TELECOMMUNICATIONS, INC.  
 BY: Operations Manager - Pricing  
 29G57, 675 W. Peachtree St., N.E.  
 Atlanta, Georgia 30375  
 ISSUED: JUNE 16, 2004

TARIFF F.C.C. NO. 1  
 1ST REVISED PAGE 23-32  
 CANCELS ORIGINAL PAGE 23-32

EFFECTIVE: JULY 1, 2004

# ACCESS SERVICE

## 23 - Metropolitan Statistical Area Access Services (Cont'd)

### 23.5 Rates and Charges (Cont'd)

#### 23.5.1 BellSouth SWA Dedicated Transport (Cont'd)

#### (G) BellSouth Dedicated Ring - Self-healing Multi-nodal Alternate Route Topology Ring - Transport Payment Plan

	<u>Per Month Rates</u>			<u>USOC</u>	
	<u>A</u> 12-36 <u>Months</u>	<u>B</u> 37-60 <u>Months</u>	<u>C</u> 61-96 <u>Months</u>		
(1) Local Channel (All capacities except OC-1)					
(a) Per Quarter Air Mile	\$83.00	\$73.00	\$68.00	1HSLC	
(2) Alternative Central Office Channel (All capacities except OC-1)					
(a) Per Quarter Air Mile	\$280.00	\$175.00	\$140.00	1HSAC	
(3) Interoffice Channel (All capacities except OC-1)					
(a) Fixed, OC-3 Capacity	\$36.00	\$32.00	\$27.00	1HS1C	
(b) Fixed, OC-3+, OC-12, OC-48 or OC-48+ Capacity	\$140.00	\$126.00	\$117.00	1HS1C	
(c) Fixed, OC-192 or OC-192+ Capacity	\$635.00	\$610.00	\$590.00	1HS1C	(C)
(d) Per Quarter Air Mile, OC-3 Capacity	\$32.00	\$23.00	\$18.00	1HS1C	
(e) Per Quarter Air Mile, OC-3+, OC-12, OC-48 or OC-48+ Capacity	\$36.00	\$30.00	\$23.00	1HS1C	
(f) Per Quarter Air Mile, OC-192 or OC-192+ Capacity	\$36.00	\$30.00	\$23.00	1HS1C	(C)
(4) Internodal Channel (All capacities except OC-1)					
(a) Per Internodal Channel, Same Wire Center Area, Per Quarter Air Mile	\$690.00	\$415.00	\$345.00	1HSSC	

BELLSOUTH TELECOMMUNICATIONS, INC.  
 BY: Operations Manager - Pricing  
 29657, 675 W. Peachtree St., N.E.  
 Atlanta, Georgia 30375  
 ISSUED: JUNE 16, 2004

TARIFF F.C.C. NO. 1  
 1ST REVISED PAGE 23-33  
 CANCELS ORIGINAL PAGE 23-33

EFFECTIVE: JULY 1, 2004

ACCESS SERVICE

23 - Metropolitan Statistical Area Access Services (Cont'd)

23.5 Rates and Charges (Cont'd)

23.5.1 BellSouth SWA Dedicated Transport (Cont'd)

(G) BellSouth Dedicated Ring - Self-healing Multi-nodal Alternate Route Topology Ring - Transport Payment Plan (Cont'd)

	<u>Per Month Rates</u>			<u>USOC</u>
	A	B	C	
	<u>12-36</u> <u>Months</u>	<u>37-60</u> <u>Months</u>	<u>61-96</u> <u>Months</u>	
(4) Internodal Channel (All capacities except OC-1) (Cont'd)				
(b) Per Internodal Channel, Same Office Park/Campus Environment in Contiguous Serving Wire Center Areas, Per Quarter Air Mile	\$780.00	\$465.00	\$390.00	1HSCC
(5) Customer Node (Per Customer Node)				
(a) OC-1 Capacity	\$360.00	\$315.00	\$270.00	SHSC4
(b) OC-3 Capacity	\$990.00	\$900.00	\$810.00	SHSC3
(c) OC-3+ Capacity	\$1845.00	\$1575.00	\$1350.00	SHSN5
(d) OC-12 Capacity	\$1980.00	\$1800.00	\$1575.00	SHSC1
(e) OC-48 Capacity	\$4410.00	\$4050.00	\$3510.00	SHSN8
(f) OC-48+ Capacity	\$4410.00	\$4050.00	\$3510.00	SHSN9
(g) OC-192 Capacity	\$9375.00	\$8250.00	\$7300.00	SHSN6 (N)
(h) OC-192+ Capacity	\$12500.00	\$11000.00	\$9750.00	SHSC2 (T)
(6) Customer Channel Interface (Per Customer Node)				
(a) Per DS1	\$34.00	\$27.00	\$21.00	SHSBB
(b) Per DS3	\$135.00	\$130.00	\$125.00	SHSZT
(c) Per STS-1	\$170.00	\$150.00	\$140.00	SHS13
(d) Per OC-1	\$90.00	\$80.00	\$75.00	SHS1C

EFFECTIVE: JULY 1, 2004

ACCESS SERVICE

23 - Metropolitan Statistical Area Access Services (Cont'd)

23.5 Rates and Charges (Cont'd)

23.5.1 BellSouth SWA Dedicated Transport (Cont'd)

(G) BellSouth Dedicated Ring - Self-healing Multi-nodal Alternate Route Topology Ring - Transport Payment Plan (Cont'd)

	<u>Per Month Rates</u>			<u>USOC</u>	
	<u>A</u>	<u>B</u>	<u>C</u>		
	<u>12-36</u> <u>Months</u>	<u>37-60</u> <u>Months</u>	<u>61-96</u> <u>Months</u>		
(6) Customer Channel Interface (Per Customer Node) (Cont'd)					
(e) Per OC-3					
- 2 Fiber	\$170.00	\$150.00	\$140.00	SHS1D	
- 4 Fiber	\$340.00	\$300.00	\$280.00	SHS15	
(f) Per OC-12					
- 2 Fiber	\$484.00	\$446.00	\$408.00	SHS1F	
- 4 Fiber	\$969.00	\$893.00	\$816.00	SHS19	
(g) Per OC-48					
- 2 Fiber	\$1325.00	\$1215.00	\$1050.00	SHS1A	
- 4 Fiber	\$2650.00	\$2430.00	\$2100.00	SHS1B	
(h) Per DS1 within an STS-1 Asymmetrical Arrangement <sup>1</sup>	\$22.00	\$20.00	\$18.00	SHSBS	
(i) Per DS3 (Asymmetrical with DS1) <sup>1</sup>	\$450.00	\$400.00	\$350.00	SHS1T	
(j) Per Flex DS1 <sup>1</sup>	\$34.00	\$27.00	\$21.00	SHS1Q	(N)
(7) Central Office Node (Per Central Office Node)					
(a) OC-1 Capacity	\$360.00	\$315.00	\$270.00	SHSH4	
(b) OC-3 Capacity	\$990.00	\$900.00	\$810.00	SHSH3	
(c) OC-3+ Capacity	\$1845.00	\$1575.00	\$1350.00	SHSH5	
(d) OC-12 Capacity	\$1980.00	\$1800.00	\$1575.00	SHSH1	
(e) OC-48 Capacity	\$4410.00	\$4050.00	\$3510.00	SHSH8	
(f) OC-48+ Capacity	\$4410.00	\$4050.00	\$3510.00	SHSH9	
(g) OC-192 Capacity	\$9375.00	\$8250.00	\$7300.00	SHSH7	(N)
(h) OC-192+ Capacity	\$12500.00	\$11000.00	\$9750.00	SHSH2	(T)

Note 1: See Page 6-75.10 for the application of these interfaces.

BELLSOUTH TELECOMMUNICATIONS, INC.  
 BY: Operations Manager - Pricing  
 29657, 675 W. Peachtree St., N.E.  
 Atlanta, Georgia 30375  
 ISSUED: JUNE 16, 2004

TARIFF F.C.C. NO. 1  
 1ST REVISED PAGE 23-35  
 CANCELS ORIGINAL PAGE 23-35

EFFECTIVE: JULY 1, 2004

# ACCESS SERVICE

## 23 - Metropolitan Statistical Area Access Services (Cont'd)

### 23.5 Rates and Charges (Cont'd)

#### 23.5.1 BellSouth SWA Dedicated Transport (Cont'd)

#### (G) BellSouth Dedicated Ring - Self-healing Multi-nodal Alternate Route Topology Ring - Transport Payment Plan (Cont'd)

	<u>Per Month Rates</u>			<u>USOC</u>
	<u>A</u>	<u>B</u>	<u>C</u>	
	<u>12-36</u>	<u>37-60</u>	<u>61-96</u>	
	<u>Months</u>	<u>Months</u>	<u>Months</u>	
(8) Central Office Channel Interface (Per Central Office Node)				
(a) Per DS1	\$30.00	\$25.00	\$20.00	SHSCB
(b) Per DS3	\$85.00	\$80.00	\$75.00	SHSYT
(c) Per STS-1	\$105.00	\$100.00	\$90.00	SHS02
(d) Per OC-1	\$90.00	\$80.00	\$75.00	SHSCC
(e) Per OC-3				
- 2 Fiber	\$170.00	\$150.00	\$140.00	SHSCD
- 4 Fiber	\$320.00	\$280.00	\$260.00	SHS04
(f) Per OC-12				
- 2 Fiber	\$420.00	\$382.00	\$344.00	SHSCF
- 4 Fiber	\$841.00	\$765.00	\$688.00	SHSC9
(g) Per 28 DS1 Channel System				
- DS3	\$550.00	\$500.00	\$450.00	SHSW8
- STS-1	\$650.00	\$600.00	\$575.00	SHSCS
(h) Per DS1 on 28 DS1 Channel System				
- DS3	\$12.00	\$9.00	\$7.00	SHSCA
- STS-1	\$35.00	\$30.00	\$25.00	SHSCG
(i) Per OC-48				
- 2 Fiber	\$1325.00	\$1215.00	\$1050.00	SHSCJ
- 4 Fiber	\$2650.00	\$2430.00	\$2100.00	SHSCK
(j) Per DS1 within an STS-1 Asymmetrical Arrangement <sup>1</sup>	\$22.00	\$20.00	\$18.00	SHSCH
(k) Per DS3 (Asymmetrical with DS1) <sup>1</sup>	\$450.00	\$400.00	\$350.00	SHSCT
(l) Per Flex DS1 <sup>1</sup>	\$30.00	\$25.00	\$20.00	SHSCQ (N)

Note 1: See Page 6-75.10 for the application of these interfaces.

BELLSOUTH TELECOMMUNICATIONS, INC.  
BY: Operations Manager - Pricing  
29G57, 675 W. Peachtree St., N.E.  
Atlanta, Georgia 30375  
ISSUED: MAY 1, 2002

TARIFF F.C.C. NO. 1  
1ST REVISED PAGE 23-36  
CANCELS ORIGINAL PAGE 23-36

EFFECTIVE: MAY 8, 2002

ACCESS SERVICE

23 - Metropolitan Statistical Area Access Services (Cont'd)

23.5 Rates and Charges (Cont'd)

23.5.1 BellSouth SWA Dedicated Transport (Cont'd)

(H) BellSouth Dedicated Ring - Self-healing Multi-nodal Alternate Route Topology Ring

	Nonrecurring Charge	USOC
(1) Channel Interface Reallocation		
(a) Per Node, Per Occurrence	\$225.00	SHSBC
(2) BellSouth Dedicated Ring Rearrangement		
(a) Surveillance, Per Node	\$245.00	SHSRR

(I) BellSouth Managed Shared Ring Network) Service

- (1) Off-Net DS1 and Off-Net DS3 - 337 or greater equivalent DS1  
(Alabama, Florida, Georgia, Kentucky, Louisiana, North Carolina and  
Tennessee)<sup>1</sup>

	Recurring Charges			
	Month to Month	Plan A 36 Months	Plan B 60 Months	USOC
(a) Off-Net DS1	\$ 267.50	\$ 140.00	\$ 97.50(R)	SGASW
(b) Off-Net DS3	\$3,300.00	\$2,550.00	\$ 750.00(R)	SG3SW

- (2) Off-Net DS1 or DS3 Not Available (Mississippi and South Carolina)

Note 1: Standard tariff rates apply from a wire center in the BellSouth Managed Shared Ring Network area to a customer location not on BellSouth Managed Shared Ring Network service facilities (e.g., DS1 Interoffice Channel and/or DS1 Local Channel).

\*\*\*\*\*

BELLSOUTH TELECOMMUNICATIONS, INC.  
BY: Operations Manager - Pricing  
29657, 675 W. Peachtree St., N.E.  
Atlanta, Georgia 30375  
ISSUED: JULY 3, 2001

TARIFF F.C.C. NO. 1  
1ST REVISED PAGE 23-36.1  
CANCELS ORIGINAL PAGE 23-36.1

EFFECTIVE: JULY 4, 2001

ACCESS SERVICE

23 – Metropolitan Statistical Area Access Services (Cont'd)

23.5 Rates and Charges (Cont'd)

23.5.1 BellSouth SWA Transport (Cont'd)

(J) Installation Charge

ALL STATES

Nonrecurring Charge

	<u>First Line or Trunk</u>	<u>Each Additional Line or Trunk</u>	<u>USOC</u>
Installed per line:	Nonrecurring charges are provided in the following Sections:		
(1) Per line	Section 6.8.1.E.1	TPP++	(N) (N) (C)
(2) Per Inward Only BellSouth SWA LSBSA Line for DID Service	Section 6.8.1.E.2	TPP+1	(C)
(3) Per two-way BellSouth SWA LSBSA Line for DID/DOD Service	Section 6.8.1.E.3	TPP+2	(C)
(4) Per BellSouth SWA LSBSA Line with Answer Supervision	Section 6.8.1.E.4	TPP+3	(C)
Installed per trunk:	Section 6.8.1.E	TPP++	(C)

\*\*\*\*\*

BELLSOUTH TELECOMMUNICATIONS, INC.  
BY: Operations Manager - Pricing  
29G57, 675 W. Peachtree St., N.E.  
Atlanta, Georgia 30375  
ISSUED: JULY 3, 2001

TARIFF F.C.C. NO. 1  
1ST REVISED PAGE 23-36.2  
CANCELS ORIGINAL PAGE 23-36.2

EFFECTIVE: JULY 4, 2001

## ACCESS SERVICE

### 23 – Metropolitan Statistical Area Access Services (Cont'd)

#### 23.5 Rates and Charges (Cont'd)

##### 23.5.1 BellSouth SWA Transport (Cont'd)

###### K. Inside Moves\*

###### ALL STATES

	<u>First Circuit**</u>	<u>Each Additional Circuit</u>	<u>USOC</u>	
1.				
(A) Circuits Associated with BellSouth SWA or Special Access (a.k.a. BellSouth SPA) High Capacity (a.k.a. BellSouth SPA) service	Nonrecurring Charges are provided in the following Sections:			(C) (C) (C)
	Section 6.8.5.A		NRBM1	(C)
(B) Interface Group 6	Section 6.8.5.B		NRBM2	(C)
(C) Interface Group 9	Section 6.8.5.C		NRBM3	(C)

###### L. Changes of Network Channel Interface Codes\*\*

###### ALL STATES

	<u>First Circuit**</u>	<u>Each Additional Circuit</u>	<u>USOC</u>	
Nonrecurring charges are Provided in Section 6.8.6			RDG	(C) (N)

\*Charges for all other inside moves are as set forth in 6.8.8

\*\*Applies per order

\*\*\*\*\*



BELLSOUTH TELECOMMUNICATIONS, INC.  
 BY: Operations Manager - Pricing  
 29G57, 675 W. Peachtree St., N.E.  
 Atlanta, Georgia 30375  
 ISSUED: JULY 3, 2001

TARIFF F.C.C. NO. 1  
 1ST REVISED PAGE 23-36.3  
 CANCELS ORIGINAL PAGE 23-36.3

EFFECTIVE: JULY 4, 2001

# ACCESS SERVICE

## 23 – Metropolitan Statistical Area Access Services (Cont'd)

### 23.5 Rates and Charges (Cont'd)

#### 23.5.1 BellSouth SWA Dedicated Transport (Cont'd)

##### M. Shared Network Arrangement

<u>ALL STATES</u>	<u>Monthly Rate</u>	<u>Nonrecurring Charge</u>	<u>USOC</u>	
		Nonrecurring charges are provided in the following Sections:		(N)
- Coordination Charge per arrangement	NONE	Section 6.8.7	NRBSN	(N)
- Processing Charge per service order	NONE	Section 6.8.7	ORC	(C)

##### N. Service Rearrangements

<u>ALL STATES</u>		<u>Nonrecurring Charge</u>	<u>USOC</u>	
		Nonrecurring charges are provided in the following Sections:		(N)
1. (A) Change of Service, per request		Section 6.8.8.A	NRBFA	(N)
(B) Line Side Service (BellSouth SWA FGA, BellSouth SWA LSBSA), - per transmission path <sup>1</sup>		Section 6.8.8.B	NRBFB	(C)
(C) Trunk Side Service (BellSouth SWA FGB, BellSouth SWA FGC, BellSouth SWA FGD, BellSouth SWA TSB SA), - per transmission path <sup>1</sup>		Section 6.8.8.C	NRBFC	(C)
(D) Common Block/Translations Related, - per end office and tandem office affected <sup>1,2</sup>		Section 6.8.8.D	NRBFD	(C)
(E) BellSouth SWA 500 Access Service dialing capability, - per NXX per end office and tandem office affected <sup>1</sup>		Section 6.8.8.E	NRBFG	(C)

(M)  
 (M)  
 (M)  
 (M)  
 (M)  
 (M)  
 (M)  
 (M)  
 (M)  
 (M)

Materials previously appearing on this page now appears on Original Page 23-36.3.1.

Note 1: This charge is in addition to that set forth in 6.8.8(A).

Note 2: For translation changes to allow 950 dialing on existing BellSouth SWA FGD trunks, this charge is applied per each 950 number converted, per end office and tandem office affected.

\*\*\*\*\*

BELLSOUTH TELECOMMUNICATIONS, INC.  
 BY: Operations Manager - Pricing  
 29G57, 675 W. Peachtree St., N.E.  
 Atlanta, Georgia 30375  
 ISSUED: JULY 3, 2001

TARIFF F.C.C. NO. 1  
 ORIGINAL PAGE 23-36.3.1

EFFECTIVE: JULY 4, 2001

ACCESS SERVICE

23 – Metropolitan Statistical Area Access Services (Cont'd)

23.5 Rates and Charges (Cont'd)

23.5.1 BellSouth SWA Dedicated Transport (Cont'd)

N. Service Rearrangements (Cont'd)

1. (Cont'd)

(F) BellSouth SWA 900 Access Service

dialing capability,

- per NXX per end office and tandem  
 office affected<sup>1</sup>

Nonrecurring

Charge

USOC

Nonrecurring charge  
 provided in  
 Section 6.8.8.F

NRBFE

(G) 64 CCC Option BellSouth SWA FGD

or BellSouth SWA TSBSA with BellSouth  
 SWA CCSAC

Nonrecurring Charge  
First Each Additional

- per transmission path<sup>1</sup>

Nonrecurring charges are  
 provided in Section 6.8.8.G

NRBFF

(H) BellSouth SWA DS1, per rearrangement \$866.97

\$486.83

NRBD1

(I) DS3, per rearrangement

\$870.50

\$427.88

NRBD3

BELLSOUTH TELECOMMUNICATIONS, INC.  
BY: Operations Manager - Pricing  
29657, 675 W. Peachtree St., N.E.  
Atlanta, Georgia 30375  
ISSUED: DECEMBER 6, 2004

TARIFF F.C.C. NO. 1  
2ND REVISED PAGE 23-36.4  
CANCELS 1ST REVISED PAGE 23-36.4  
EFFECTIVE: DECEMBER 21, 2004

ACCESS SERVICE

23 – Metropolitan Statistical Area Access Services (Cont'd)

23.5 Rates and Charges (Cont'd)

23.5.1 BellSouth SWA Dedicated Transport (Cont'd)

0. Service Rearrangement (Cont'd)

1. Reconfiguration Charges

	<u>Nonrecurring Charges</u>	<u>USOC</u>
	Nonrecurring charges are provided in the following Sections:	
- Per Customer Request for Voice Grade reconfiguration	Section 6.8.8.J	PR1VM
- Per Line Side Service (BellSouth SWA FGA, BellSouth SWA LSB SA)	Section 6.8.8.J	PR1VR
- Per Trunk Side Service (BellSouth SWA FGB, BellSouth SWA FGC, BellSouth SWA FGD, BellSouth SWA TSBSA)	Section 6.8.8.J	PR1VR
- Per Customer Request for BellSouth DS1 reconfiguration	\$ 52.00	PR11M
- Per BellSouth SWA DS1 circuit reconfigured	33.00	PR11R
- Per Customer Request for BellSouth DS3 reconfiguration	52.00	PR13M
- Per BellSouth SWA DS3 circuit reconfigured	37.00	PR13R

P. Transfer of Service

<u>ALL STATES</u>	<u>Nonrecurring Charge</u>	<u>USOC</u>	
	Nonrecurring charges are provided in the following Sections:		
(A) Per Billing Number	Section 6.8.9.A	NRBQA	
(B) Per Circuit	Section 6.8.9.B	NRBPC	(N)
(C) Line Side Service (BellSouth SWA FGA) Per Transmission Path*	Section 6.8.9.C	NRBQL	(T)
(D) Trunk Side Service (BellSouth SWA FGB, BellSouth SWA FGC, BellSouth SWA FGD) Per Transmission Path*	Section 6.8.9.D	NRBQT	(T)

EFFECTIVE: JULY 2, 2002

ACCESS SERVICE

(N)

23 – Metropolitan Statistical Area Access Services (Cont'd)

(N)

23.5 Rates and Charges (Cont'd)

(N)

23.5.1 BellSouth SWA Dedicated Transport (Cont'd)

(N)

(Q) BellSouth SWA Managed Shared Network Service

(N)

(1) DS3 Service - Flat rate per Local Channel, per Aggregation Location.

(N)

(a) Zone 1 – All States

(N)

<u>Quantity of DS3s Per</u>	<u>Month to Month/</u>			
<u>Aggregation Location</u>	<u>12 Month Rate</u>	<u>60 Month Rate</u>	<u>USOC</u>	
1	\$5,913.00	\$3,285.00	OHS3L	(N)
2	\$6,093.00	\$3,385.00	OHS3L	(N)
3	\$6,273.00	\$3,485.00	OHS3L	(N)
4	\$6,453.00	\$3,585.00	OHS3L	(N)
5	\$7,353.00	\$4,085.00	OHS3L	(N)
6	\$8,253.00	\$4,585.00	OHS3L	(N)
7	\$9,272.00	\$5,151.00	OHS3L	(N)
8	\$10,244.00	\$5,691.00	OHS3L	(N)
9	\$11,171.00	\$6,206.00	OHS3L	(N)
10	\$12,053.00	\$6,696.00	OHS3L	(N)
11	\$12,894.00	\$7,163.00	OHS3L	(N)
12	\$13,691.00	\$7,606.00	OHS3L	(N)
13	\$14,448.00	\$8,027.00	OHS3L	(N)
14	\$15,168.00	\$8,427.00	OHS3L	(N)
15	\$15,849.00	\$8,805.00	OHS3L	(N)
16	\$16,496.00	\$9,164.00	OHS3L	(N)
17	\$17,106.00	\$9,503.00	OHS3L	(N)
18	\$17,682.00	\$9,823.00	OHS3L	(N)
19	\$18,225.00	\$10,125.00	OHS3L	(N)
20	\$18,738.00	\$10,410.00	OHS3L	(N)
21	\$19,223.00	\$10,679.00	OHS3L	(N)
22	\$19,677.00	\$10,932.00	OHS3L	(N)
23	\$20,106.00	\$11,170.00	OHS3L	(N)
24	\$20,505.00	\$11,392.00	OHS3L	(N)
25	\$20,886.00	\$11,603.00	OHS3L	(N)
26	\$21,240.00	\$11,800.00	OHS3L	(N)
27	\$21,573.00	\$11,985.00	OHS3L	(N)
28	\$21,887.00	\$12,159.00	OHS3L	(N)
29	\$22,178.00	\$12,321.00	OHS3L	(N)
30	\$22,455.00	\$12,475.00	OHS3L	(N)

\*\*\*\*\*

EFFECTIVE: JULY 2, 2002

ACCESS SERVICE

(N)

23 – Metropolitan Statistical Area Access Services (Cont'd)

(N)

23.5 Rates and Charges (Cont'd)

(N)

23.5.1 BellSouth SWA Dedicated Transport (Cont'd)

(N)

(Q) BellSouth SWA Managed Shared Network Service (Cont'd)

(N)

(1) DS3 Service - Flat rate per Local Channel, per Aggregation Location.  
 (Cont'd)

(N)  
 (N)

(a) Zone 1 – All States (Cont'd)

(N)

Quantity of DS3s Per Aggregation Location	Month to Month/ 12 Month Rate	60 Month Rate	USOC	(N)
31	\$22,715.00	\$12,619.00	OHS3L	(N)
32	\$22,958.00	\$12,754.00	OHS3L	(N)
33	\$23,187.00	\$12,882.00	OHS3L	(N)
34	\$23,406.00	\$13,003.00	OHS3L	(N)
35	\$23,613.00	\$13,118.00	OHS3L	(N)
36	\$23,807.00	\$13,226.00	OHS3L	(N)
37	\$23,994.00	\$13,330.00	OHS3L	(N)
38	\$24,176.00	\$13,431.00	OHS3L	(N)
39	\$24,351.00	\$13,528.00	OHS3L	(N)
40	\$24,519.00	\$13,622.00	OHS3L	(N)
41	\$24,687.00	\$13,715.00	OHS3L	(N)
42	\$24,851.00	\$13,806.00	OHS3L	(N)
43	\$25,014.00	\$13,897.00	OHS3L	(N)
44	\$25,179.00	\$13,988.00	OHS3L	(N)
45	\$25,344.00	\$14,080.00	OHS3L	(N)
46	\$25,514.00	\$14,174.00	OHS3L	(N)
47	\$25,688.00	\$14,271.00	OHS3L	(N)
48	\$25,868.00	\$14,371.00	OHS3L	(N)
49	\$26,408.00	\$14,671.00	OHS3L	(N)
50	\$26,903.00	\$14,946.00	OHS3L	(N)
51	\$27,353.00	\$15,196.00	OHS3L	(N)
52	\$27,758.00	\$15,421.00	OHS3L	(N)
53	\$27,938.00	\$15,521.00	OHS3L	(N)
54	\$28,298.00	\$15,721.00	OHS3L	(N)
55	\$28,613.00	\$15,896.00	OHS3L	(N)
56	\$28,883.00	\$16,046.00	OHS3L	(N)
57	\$29,063.00	\$16,146.00	OHS3L	(N)
58	\$29,288.00	\$16,271.00	OHS3L	(N)
59	\$29,468.00	\$16,371.00	OHS3L	(N)
60	\$29,648.00	\$16,471.00	OHS3L	(N)

\*\*\*\*\*

EFFECTIVE: JULY 2, 2002

ACCESS SERVICE

(N)

23 – Metropolitan Statistical Area Access Services (Cont'd)

(N)

23.5 Rates and Charges (Cont'd)

(N)

23.5.1 BellSouth SWA Dedicated Transport (Cont'd)

(N)

(Q) BellSouth SWA Managed Shared Network Service (Cont'd)

(N)

(1) DS3 Service - Flat rate per Local Channel, per Aggregation Location.  
 (Cont'd)

(N)

(N)

(a) Zone 1 – All States (Cont'd)

(N)

Quantity of DS3s Per  
Aggregation Location      Month to Month/  
    12 Month Rate

(N)

60 Month Rate

(N)

USOC

61	\$30,280.00	\$16,820.00	OHS3L	(N)
62	\$30,910.00	\$17,170.00	OHS3L	(N)
63	\$31,540.00	\$17,520.00	OHS3L	(N)
64	\$32,170.00	\$17,870.00	OHS3L	(N)
65	\$32,800.00	\$18,220.00	OHS3L	(N)
66	\$33,430.00	\$18,570.00	OHS3L	(N)
67	\$34,060.00	\$18,920.00	OHS3L	(N)
68	\$34,690.00	\$19,270.00	OHS3L	(N)
69	\$35,320.00	\$19,620.00	OHS3L	(N)
70	\$35,950.00	\$19,970.00	OHS3L	(N)
71	\$36,580.00	\$20,320.00	OHS3L	(N)
72	\$37,210.00	\$20,670.00	OHS3L	(N)
73	\$37,840.00	\$21,020.00	OHS3L	(N)
74	\$38,470.00	\$21,370.00	OHS3L	(N)
75	\$39,100.00	\$21,720.00	OHS3L	(N)
76	\$39,730.00	\$22,070.00	OHS3L	(N)
77	\$40,360.00	\$22,420.00	OHS3L	(N)
78	\$40,990.00	\$22,770.00	OHS3L	(N)
79	\$41,620.00	\$23,120.00	OHS3L	(N)
80	\$42,250.00	\$23,470.00	OHS3L	(N)
81	\$42,880.00	\$23,820.00	OHS3L	(N)
82	\$43,510.00	\$24,170.00	OHS3L	(N)
83	\$44,140.00	\$24,520.00	OHS3L	(N)
84	\$44,770.00	\$24,870.00	OHS3L	(N)
85	\$45,400.00	\$25,220.00	OHS3L	(N)
86	\$46,030.00	\$25,570.00	OHS3L	(N)
87	\$46,660.00	\$25,920.00	OHS3L	(N)
88	\$47,290.00	\$26,270.00	OHS3L	(N)
89	\$47,920.00	\$26,620.00	OHS3L	(N)
90	\$48,550.00	\$26,970.00	OHS3L	(N)

\*\*\*\*\*

EFFECTIVE: JULY 2, 2002

ACCESS SERVICE

(N)

23 – Metropolitan Statistical Area Access Services (Cont'd)

(N)

23.5 Rates and Charges (Cont'd)

(N)

23.5.1 BellSouth SWA Dedicated Transport (Cont'd)

(N)

(Q) BellSouth SWA Managed Shared Network Service (Cont'd)

(N)

(1) DS3 Service - Flat rate per Local Channel, per Aggregation Location.  
 (Cont'd)

(N)

(N)

(a) Zone 1 – All States (Cont'd)

(N)

Quantity of DS3s Per Month to Month/  
Aggregation Location 12 Month Rate

(N)

60 Month Rate

(N)

USOC

91	\$49,180.00	\$27,320.00	OHS3L
92	\$49,810.00	\$27,670.00	OHS3L
93	\$50,440.00	\$28,020.00	OHS3L
94	\$51,070.00	\$28,370.00	OHS3L
95	\$51,700.00	\$28,720.00	OHS3L
96	\$52,330.00	\$29,070.00	OHS3L
97	\$52,960.00	\$29,420.00	OHS3L
98	\$53,590.00	\$29,770.00	OHS3L
99	\$54,220.00	\$30,120.00	OHS3L
100	\$54,850.00	\$30,470.00	OHS3L
101	\$55,480.00	\$30,820.00	OHS3L
102	\$56,110.00	\$31,170.00	OHS3L
103	\$56,740.00	\$31,520.00	OHS3L
104	\$57,370.00	\$31,870.00	OHS3L
105	\$58,000.00	\$32,220.00	OHS3L
106	\$58,630.00	\$32,570.00	OHS3L
107	\$59,260.00	\$32,920.00	OHS3L
108	\$59,890.00	\$33,270.00	OHS3L
109	\$60,520.00	\$33,620.00	OHS3L
110	\$61,150.00	\$33,970.00	OHS3L
111	\$61,780.00	\$34,320.00	OHS3L
112	\$62,410.00	\$34,670.00	OHS3L
113	\$63,040.00	\$35,020.00	OHS3L
114	\$63,670.00	\$35,370.00	OHS3L
115	\$64,300.00	\$35,720.00	OHS3L
116	\$64,930.00	\$36,070.00	OHS3L
117	\$65,560.00	\$36,420.00	OHS3L
118	\$66,190.00	\$36,770.00	OHS3L
119	\$66,820.00	\$37,120.00	OHS3L
120	\$67,450.00	\$37,470.00	OHS3L

(N)

\*\*\*\*\*

EFFECTIVE: JULY 2, 2002

ACCESS SERVICE

(N)

23 – Metropolitan Statistical Area Access Services (Cont'd)

(N)

23.5 Rates and Charges (Cont'd)

(N)

23.5.1 BellSouth SWA Dedicated Transport (Cont'd)

(N)

(Q) BellSouth SWA Managed Shared Network Service (Cont'd)

(N)

(1) DS3 Service - Flat rate per Local Channel, per Aggregation Location.  
 (Cont'd)

(N)

(N)

(a) Zone 1 – All States (Cont'd)

(N)

Quantity of DS3s Per Month to Month/  
Aggregation Location 12 Month Rate

(N)

60 Month Rate

(N)

USOC

121	\$68,080.00	\$37,820.00	OHS3L
122	\$68,710.00	\$38,170.00	OHS3L
123	\$69,340.00	\$38,520.00	OHS3L
124	\$69,970.00	\$38,870.00	OHS3L
125	\$70,600.00	\$39,220.00	OHS3L
126	\$71,230.00	\$39,570.00	OHS3L
127	\$71,860.00	\$39,920.00	OHS3L
128	\$72,490.00	\$40,270.00	OHS3L
129	\$73,120.00	\$40,620.00	OHS3L
130	\$73,750.00	\$40,970.00	OHS3L
131	\$74,380.00	\$41,320.00	OHS3L
132	\$75,010.00	\$41,670.00	OHS3L
133	\$75,640.00	\$42,020.00	OHS3L
134	\$76,270.00	\$42,370.00	OHS3L
135	\$76,900.00	\$42,720.00	OHS3L
136	\$77,530.00	\$43,070.00	OHS3L
137	\$78,160.00	\$43,420.00	OHS3L
138	\$78,790.00	\$43,770.00	OHS3L
139	\$79,420.00	\$44,120.00	OHS3L
140	\$80,050.00	\$44,470.00	OHS3L
141	\$80,680.00	\$44,820.00	OHS3L
142	\$81,310.00	\$45,170.00	OHS3L
143	\$81,940.00	\$45,520.00	OHS3L
144	\$82,570.00	\$45,870.00	OHS3L
145	\$83,200.00	\$46,220.00	OHS3L
146	\$83,830.00	\$46,570.00	OHS3L
147	\$84,460.00	\$46,920.00	OHS3L
148	\$85,090.00	\$47,270.00	OHS3L
149	\$85,720.00	\$47,620.00	OHS3L
150	\$86,350.00	\$47,970.00	OHS3L

(N)

\*\*\*\*\*



EFFECTIVE: JULY 2, 2002

ACCESS SERVICE

(N)

23 – Metropolitan Statistical Area Access Services (Cont'd)

(N)

23.5 Rates and Charges (Cont'd)

(N)

23.5.1 BellSouth SWA Dedicated Transport (Cont'd)

(N)

(Q) BellSouth SWA Managed Shared Network Service (Cont'd)

(N)

(1) DS3 Service - Flat rate per Local Channel, per Aggregation Location.  
 (Cont'd)

(N)

(N)

(a) Zone 1 – All States (Cont'd)

(N)

Quantity of DS3s Per Month to Month/  
Aggregation Location 12 Month Rate

(N)

60 Month Rate

(N)

USOC

151	\$86,980.00	\$48,320.00	OHS3L
152	\$87,610.00	\$48,670.00	OHS3L
153	\$88,240.00	\$49,020.00	OHS3L
154	\$88,870.00	\$49,370.00	OHS3L
155	\$89,500.00	\$49,720.00	OHS3L
156	\$90,130.00	\$50,070.00	OHS3L
157	\$90,760.00	\$50,420.00	OHS3L
158	\$91,390.00	\$50,770.00	OHS3L
159	\$92,020.00	\$51,120.00	OHS3L
160	\$92,650.00	\$51,470.00	OHS3L
161	\$93,280.00	\$51,820.00	OHS3L
162	\$93,910.00	\$52,170.00	OHS3L
163	\$94,540.00	\$52,520.00	OHS3L
164	\$95,170.00	\$52,870.00	OHS3L
165	\$95,800.00	\$53,220.00	OHS3L
166	\$96,430.00	\$53,570.00	OHS3L
167	\$97,060.00	\$53,920.00	OHS3L
168	\$97,690.00	\$54,270.00	OHS3L
169	\$98,320.00	\$54,620.00	OHS3L
170	\$98,950.00	\$54,970.00	OHS3L
171	\$99,580.00	\$55,320.00	OHS3L
172	\$100,210.00	\$55,670.00	OHS3L
173	\$100,840.00	\$56,020.00	OHS3L
174	\$101,470.00	\$56,370.00	OHS3L
175	\$102,100.00	\$56,720.00	OHS3L
176	\$102,730.00	\$57,070.00	OHS3L
177	\$103,360.00	\$57,420.00	OHS3L
178	\$103,990.00	\$57,770.00	OHS3L
179	\$104,620.00	\$58,120.00	OHS3L
180	\$105,250.00	\$58,470.00	OHS3L

(N)

\*\*\*\*\*

BELLSOUTH TELECOMMUNICATIONS, INC.  
 BY: Operations Manager - Pricing  
 29G57, 675 W. Peachtree St., N.E.  
 Atlanta, Georgia 30375  
 ISSUED: JUNE 17, 2002

TARIFF F.C.C. NO. 1  
 ORIGINAL PAGE 23-36.11

EFFECTIVE: JULY 2, 2002

ACCESS SERVICE

(N)

23 – Metropolitan Statistical Area Access Services (Cont'd)

(N)

23.5 Rates and Charges (Cont'd)

(N)

23.5.1 BellSouth SWA Dedicated Transport (Cont'd)

(N)

(Q) BellSouth SWA Managed Shared Network Service (Cont'd)

(N)

(1) DS3 Service - Flat rate per Local Channel, per Aggregation Location.  
 (Cont'd)

(N)

(N)

(a) Zone 1 – All States (Cont'd)

(N)

Quantity of DS3s Per Month to Month/  
Aggregation Location 12 Month Rate

(N)

60 Month Rate

(N)

USOC

181	\$105,880.00	\$58,820.00	OHS3L
182	\$106,510.00	\$59,170.00	OHS3L
183	\$107,140.00	\$59,520.00	OHS3L
184	\$107,770.00	\$59,870.00	OHS3L
185	\$108,400.00	\$60,220.00	OHS3L
186	\$109,030.00	\$60,570.00	OHS3L
187	\$109,660.00	\$60,920.00	OHS3L
188	\$110,290.00	\$61,270.00	OHS3L
189	\$110,920.00	\$61,620.00	OHS3L
190	\$111,550.00	\$61,970.00	OHS3L
191	\$112,180.00	\$62,320.00	OHS3L
192	\$112,810.00	\$62,670.00	OHS3L

(N)

(N)

(N)

(N)

(N)

(N)

(N)

(N)

(N)

(N)

(N)

(N)

(N)

\*\*\*\*\*

EFFECTIVE: JULY 2, 2002

ACCESS SERVICE

(N)

23 – Metropolitan Statistical Area Access Services (Cont'd)

(N)

23.5 Rates and Charges (Cont'd)

(N)

23.5.1 BellSouth SWA Dedicated Transport (Cont'd)

(N)

(Q) BellSouth SWA Managed Shared Network Service (Cont'd)

(N)

(1) DS3 Service - Flat rate per Local Channel, per Aggregation Location.  
 (Cont'd)

(N)

(N)

(b) Zone 2 – All States

(N)

<u>Quantity of DS3s Per</u>	<u>Month to Month/</u>				(N)
<u>Aggregation Location</u>	<u>12 Month Rate</u>	<u>60 Month Rate</u>	<u>USOC</u>		(N)
1	\$7,096.00	\$3,942.00	OHS3L		(N)
2	\$7,312.00	\$4,062.00	OHS3L		(N)
3	\$7,528.00	\$4,182.00	OHS3L		(N)
4	\$7,744.00	\$4,302.00	OHS3L		(N)
5	\$8,824.00	\$4,902.00	OHS3L		(N)
6	\$9,904.00	\$5,502.00	OHS3L		(N)
7	\$11,126.00	\$6,181.00	OHS3L		(N)
8	\$12,293.00	\$6,829.00	OHS3L		(N)
9	\$13,405.00	\$7,447.00	OHS3L		(N)
10	\$14,464.00	\$8,035.00	OHS3L		(N)
11	\$15,473.00	\$8,596.00	OHS3L		(N)
12	\$16,429.00	\$9,127.00	OHS3L		(N)
13	\$17,338.00	\$9,632.00	OHS3L		(N)
14	\$18,202.00	\$10,112.00	OHS3L		(N)
15	\$19,019.00	\$10,566.00	OHS3L		(N)
16	\$19,795.00	\$10,997.00	OHS3L		(N)
17	\$20,527.00	\$11,404.00	OHS3L		(N)
18	\$21,218.00	\$11,788.00	OHS3L		(N)
19	\$21,870.00	\$12,150.00	OHS3L		(N)
20	\$22,486.00	\$12,492.00	OHS3L		(N)
21	\$23,068.00	\$12,815.00	OHS3L		(N)
22	\$23,612.00	\$13,118.00	OHS3L		(N)
23	\$24,127.00	\$13,404.00	OHS3L		(N)
24	\$24,606.00	\$13,670.00	OHS3L		(N)
25	\$25,063.00	\$13,924.00	OHS3L		(N)
26	\$25,488.00	\$14,160.00	OHS3L		(N)
27	\$25,888.00	\$14,382.00	OHS3L		(N)
28	\$26,264.00	\$14,591.00	OHS3L		(N)
29	\$26,614.00	\$14,785.00	OHS3L		(N)
30	\$26,946.00	\$14,970.00	OHS3L		(N)

\*\*\*\*\*

EFFECTIVE: JULY 2, 2002

ACCESS SERVICE

(N)

23 – Metropolitan Statistical Area Access Services (Cont'd)

(N)

23.5 Rates and Charges (Cont'd)

(N)

23.5.1 BellSouth SWA Dedicated Transport (Cont'd)

(N)

(Q) BellSouth SWA Managed Shared Network Service (Cont'd)

(N)

(1) DS3 Service - Flat rate per Local Channel, per Aggregation Location.  
 (Cont'd)

(N)

(N)

(b) Zone 2 – All States (Cont'd)

(N)

Quantity of DS3s Per Aggregation Location	Month to Month/ 12 Month Rate	60 Month Rate	USOC	(N)
31	\$27,258.00	\$15,143.00	OHS3L	(N)
32	\$27,550.00	\$15,305.00	OHS3L	(N)
33	\$27,824.00	\$15,458.00	OHS3L	(N)
34	\$28,087.00	\$15,604.00	OHS3L	(N)
35	\$28,336.00	\$15,742.00	OHS3L	(N)
36	\$28,568.00	\$15,871.00	OHS3L	(N)
37	\$28,793.00	\$15,996.00	OHS3L	(N)
38	\$29,011.00	\$16,117.00	OHS3L	(N)
39	\$29,221.00	\$16,234.00	OHS3L	(N)
40	\$29,423.00	\$16,346.00	OHS3L	(N)
41	\$29,624.00	\$16,458.00	OHS3L	(N)
42	\$29,821.00	\$16,567.00	OHS3L	(N)
43	\$30,017.00	\$16,676.00	OHS3L	(N)
44	\$30,215.00	\$16,786.00	OHS3L	(N)
45	\$30,413.00	\$16,896.00	OHS3L	(N)
46	\$30,617.00	\$17,009.00	OHS3L	(N)
47	\$30,826.00	\$17,125.00	OHS3L	(N)
48	\$31,042.00	\$17,245.00	OHS3L	(N)
49	\$31,690.00	\$17,605.00	OHS3L	(N)
50	\$32,284.00	\$17,935.00	OHS3L	(N)
51	\$32,824.00	\$18,235.00	OHS3L	(N)
52	\$33,310.00	\$18,505.00	OHS3L	(N)
53	\$33,526.00	\$18,625.00	OHS3L	(N)
54	\$33,958.00	\$18,865.00	OHS3L	(N)
55	\$34,336.00	\$19,075.00	OHS3L	(N)
56	\$34,660.00	\$19,255.00	OHS3L	(N)
57	\$34,876.00	\$19,375.00	OHS3L	(N)
58	\$35,146.00	\$19,525.00	OHS3L	(N)
59	\$35,362.00	\$19,645.00	OHS3L	(N)
60	\$35,578.00	\$19,765.00	OHS3L	(N)

\*\*\*\*\*

EFFECTIVE: JULY 2, 2002

ACCESS SERVICE

(N)

23 – Metropolitan Statistical Area Access Services (Cont'd)

(N)

23.5 Rates and Charges (Cont'd)

(N)

23.5.1 BellSouth SWA Dedicated Transport (Cont'd)

(N)

(Q) BellSouth SWA Managed Shared Network Service (Cont'd)

(N)

(1) DS3 Service - Flat rate per Local Channel, per Aggregation Location.  
 (Cont'd)

(N)  
 (N)

(b) Zone 2 – All States (Cont'd)

(N)

<u>Quantity of DS3s Per</u>	<u>Month to Month/</u>				
<u>Aggregation Location</u>	<u>12 Month Rate</u>	<u>60 Month Rate</u>	<u>USOC</u>		
61	\$36,335.00	\$20,185.00	OHS3L	(N)	
62	\$37,090.00	\$20,605.00	OHS3L	(N)	
63	\$37,845.00	\$21,025.00	OHS3L	(N)	
64	\$38,600.00	\$21,445.00	OHS3L	(N)	
65	\$39,355.00	\$21,865.00	OHS3L	(N)	
66	\$40,110.00	\$22,285.00	OHS3L	(N)	
67	\$40,865.00	\$22,705.00	OHS3L	(N)	
68	\$41,620.00	\$23,125.00	OHS3L	(N)	
69	\$42,375.00	\$23,545.00	OHS3L	(N)	
70	\$43,130.00	\$23,965.00	OHS3L	(N)	
71	\$43,885.00	\$24,385.00	OHS3L	(N)	
72	\$44,640.00	\$24,805.00	OHS3L	(N)	
73	\$45,395.00	\$25,225.00	OHS3L	(N)	
74	\$46,150.00	\$25,645.00	OHS3L	(N)	
75	\$46,905.00	\$26,065.00	OHS3L	(N)	
76	\$47,660.00	\$26,485.00	OHS3L	(N)	
77	\$48,415.00	\$26,905.00	OHS3L	(N)	
78	\$49,170.00	\$27,325.00	OHS3L	(N)	
79	\$49,925.00	\$27,745.00	OHS3L	(N)	
80	\$50,680.00	\$28,165.00	OHS3L	(N)	
81	\$51,435.00	\$28,585.00	OHS3L	(N)	
82	\$52,190.00	\$29,005.00	OHS3L	(N)	
83	\$52,945.00	\$29,425.00	OHS3L	(N)	
84	\$53,700.00	\$29,845.00	OHS3L	(N)	
85	\$54,455.00	\$30,265.00	OHS3L	(N)	
86	\$55,210.00	\$30,685.00	OHS3L	(N)	
87	\$55,965.00	\$31,105.00	OHS3L	(N)	
88	\$56,720.00	\$31,525.00	OHS3L	(N)	
89	\$57,475.00	\$31,945.00	OHS3L	(N)	
90	\$58,230.00	\$32,365.00	OHS3L	(N)	

\*\*\*\*\*

EFFECTIVE: JULY 2, 2002

ACCESS SERVICE

(N)

23 – Metropolitan Statistical Area Access Services (Cont'd)

(N)

23.5 Rates and Charges (Cont'd)

(N)

23.5.1 BellSouth SWA Dedicated Transport (Cont'd)

(N)

(Q) BellSouth SWA Managed Shared Network Service (Cont'd)

(N)

(1) DS3 Service - Flat rate per Local Channel, per Aggregation Location.  
 (Cont'd)

(N)  
 (N)

(b) Zone 2 – All States (Cont'd)

(N)

<u>Quantity of DS3s Per</u>	<u>Month to Month/</u>			
<u>Aggregation Location</u>	<u>12 Month Rate</u>	<u>60 Month Rate</u>	<u>USOC</u>	
91	\$58,985.00	\$32,785.00	OHS3L	(N)
92	\$59,740.00	\$33,205.00	OHS3L	(N)
93	\$60,495.00	\$33,625.00	OHS3L	(N)
94	\$61,250.00	\$34,045.00	OHS3L	(N)
95	\$62,005.00	\$34,465.00	OHS3L	(N)
96	\$62,760.00	\$34,885.00	OHS3L	(N)
97	\$63,515.00	\$35,305.00	OHS3L	(N)
98	\$64,270.00	\$35,725.00	OHS3L	(N)
99	\$65,025.00	\$36,145.00	OHS3L	(N)
100	\$65,780.00	\$36,565.00	OHS3L	(N)
101	\$66,535.00	\$36,985.00	OHS3L	(N)
102	\$67,290.00	\$37,405.00	OHS3L	(N)
103	\$68,045.00	\$37,825.00	OHS3L	(N)
104	\$68,800.00	\$38,245.00	OHS3L	(N)
105	\$69,555.00	\$38,665.00	OHS3L	(N)
106	\$70,310.00	\$39,085.00	OHS3L	(N)
107	\$71,065.00	\$39,505.00	OHS3L	(N)
108	\$71,820.00	\$39,925.00	OHS3L	(N)
109	\$72,575.00	\$40,345.00	OHS3L	(N)
110	\$73,330.00	\$40,765.00	OHS3L	(N)
111	\$74,085.00	\$41,185.00	OHS3L	(N)
112	\$74,840.00	\$41,605.00	OHS3L	(N)
113	\$75,595.00	\$42,025.00	OHS3L	(N)
114	\$76,350.00	\$42,445.00	OHS3L	(N)
115	\$77,105.00	\$42,865.00	OHS3L	(N)
116	\$77,860.00	\$43,285.00	OHS3L	(N)
117	\$78,615.00	\$43,705.00	OHS3L	(N)
118	\$79,370.00	\$44,125.00	OHS3L	(N)
119	\$80,125.00	\$44,545.00	OHS3L	(N)
120	\$80,880.00	\$44,965.00	OHS3L	(N)

\*\*\*\*\*

EFFECTIVE: JULY 2, 2002

ACCESS SERVICE

(N)

23 – Metropolitan Statistical Area Access Services (Cont'd)

(N)

23.5 Rates and Charges (Cont'd)

(N)

23.5.1 BellSouth SWA Dedicated Transport (Cont'd)

(N)

(Q) BellSouth SWA Managed Shared Network Service (Cont'd)

(N)

(1) DS3 Service - Flat rate per Local Channel, per Aggregation Location.  
 (Cont'd)

(N)  
 (N)

(b) Zone 2 – All States (Cont'd)

(N)

<u>Quantity of DS3s Per</u>	<u>Month to Month/</u>			
<u>Aggregation Location</u>	<u>12 Month Rate</u>	<u>60 Month Rate</u>	<u>USOC</u>	
121	\$81,635.00	\$45,385.00	OHS3L	(N)
122	\$82,390.00	\$45,805.00	OHS3L	(N)
123	\$83,145.00	\$46,225.00	OHS3L	(N)
124	\$83,900.00	\$46,645.00	OHS3L	(N)
125	\$84,655.00	\$47,065.00	OHS3L	(N)
126	\$85,410.00	\$47,485.00	OHS3L	(N)
127	\$86,165.00	\$47,905.00	OHS3L	(N)
128	\$86,920.00	\$48,325.00	OHS3L	(N)
129	\$87,675.00	\$48,745.00	OHS3L	(N)
130	\$88,430.00	\$49,165.00	OHS3L	(N)
131	\$89,185.00	\$49,585.00	OHS3L	(N)
132	\$89,940.00	\$50,005.00	OHS3L	(N)
133	\$90,695.00	\$50,425.00	OHS3L	(N)
134	\$91,450.00	\$50,845.00	OHS3L	(N)
135	\$92,205.00	\$51,265.00	OHS3L	(N)
136	\$92,960.00	\$51,685.00	OHS3L	(N)
137	\$93,715.00	\$52,105.00	OHS3L	(N)
138	\$94,470.00	\$52,525.00	OHS3L	(N)
139	\$95,225.00	\$52,945.00	OHS3L	(N)
140	\$95,980.00	\$53,365.00	OHS3L	(N)
141	\$96,735.00	\$53,785.00	OHS3L	(N)
142	\$97,490.00	\$54,205.00	OHS3L	(N)
143	\$98,245.00	\$54,625.00	OHS3L	(N)
144	\$99,000.00	\$55,045.00	OHS3L	(N)
145	\$99,840.00	\$55,470.00	OHS3L	(N)
146	\$100,600.00	\$55,890.00	OHS3L	(N)
147	\$101,360.00	\$56,310.00	OHS3L	(N)
148	\$102,110.00	\$56,730.00	OHS3L	(N)
149	\$102,870.00	\$57,150.00	OHS3L	(N)
150	\$103,620.00	\$57,570.00	OHS3L	(N)

\*\*\*\*\*

EFFECTIVE: JULY 2, 2002

ACCESS SERVICE

(N)

23 – Metropolitan Statistical Area Access Services (Cont'd)

(N)

23.5 Rates and Charges (Cont'd)

(N)

23.5.1 BellSouth SWA Dedicated Transport (Cont'd)

(N)

(Q) BellSouth SWA Managed Shared Network Service (Cont'd)

(N)

(1) DS3 Service - Flat rate per Local Channel, per Aggregation Location.  
 (Cont'd)

(N)  
 (N)

(b) Zone 2 – All States (Cont'd)

(N)

Quantity of DS3s Per Aggregation Location	Month to Month/ 12 Month Rate	60 Month Rate	USOC	(N)
151	\$104,380.00	\$57,990.00	OHS3L	(N)
152	\$105,140.00	\$58,410.00	OHS3L	(N)
153	\$105,890.00	\$58,830.00	OHS3L	(N)
154	\$106,650.00	\$59,250.00	OHS3L	(N)
155	\$107,400.00	\$59,670.00	OHS3L	(N)
156	\$108,160.00	\$60,090.00	OHS3L	(N)
157	\$108,920.00	\$60,510.00	OHS3L	(N)
158	\$109,670.00	\$60,930.00	OHS3L	(N)
159	\$110,430.00	\$61,350.00	OHS3L	(N)
160	\$111,180.00	\$61,770.00	OHS3L	(N)
161	\$111,940.00	\$62,190.00	OHS3L	(N)
162	\$112,700.00	\$62,610.00	OHS3L	(N)
163	\$113,450.00	\$63,030.00	OHS3L	(N)
164	\$114,210.00	\$63,450.00	OHS3L	(N)
165	\$114,960.00	\$63,870.00	OHS3L	(N)
166	\$115,720.00	\$64,290.00	OHS3L	(N)
167	\$116,480.00	\$64,710.00	OHS3L	(N)
168	\$117,230.00	\$65,130.00	OHS3L	(N)
169	\$117,990.00	\$65,550.00	OHS3L	(N)
170	\$118,740.00	\$65,970.00	OHS3L	(N)
171	\$119,500.00	\$66,390.00	OHS3L	(N)
172	\$120,260.00	\$66,810.00	OHS3L	(N)
173	\$121,010.00	\$67,230.00	OHS3L	(N)
174	\$121,770.00	\$67,650.00	OHS3L	(N)
175	\$122,520.00	\$68,070.00	OHS3L	(N)
176	\$123,280.00	\$68,490.00	OHS3L	(N)
177	\$124,040.00	\$68,910.00	OHS3L	(N)
178	\$124,790.00	\$69,330.00	OHS3L	(N)
179	\$125,550.00	\$69,750.00	OHS3L	(N)
180	\$126,300.00	\$70,170.00	OHS3L	(N)

\*\*\*\*\*



BELLSOUTH TELECOMMUNICATIONS, INC.  
 BY: Operations Manager - Pricing  
 29G57, 675 W. Peachtree St., N.E.  
 Atlanta, Georgia 30375  
 ISSUED: JUNE 17, 2002

TARIFF F.C.C. NO. 1  
 ORIGINAL PAGE 23-36.18

EFFECTIVE: JULY 2, 2002

ACCESS SERVICE

(N)

23 – Metropolitan Statistical Area Access Services (Cont'd)

(N)

23.5 Rates and Charges (Cont'd)

(N)

23.5.1 BellSouth SWA Dedicated Transport (Cont'd)

(N)

(Q) BellSouth SWA Managed Shared Network Service (Cont'd)

(N)

(1) DS3 Service - Flat rate per Local Channel, per Aggregation Location.  
 (Cont'd)

(N)  
 (N)

(b) Zone 2 – All States (Cont'd)

(N)

<u>Quantity of DS3s Per</u>	<u>Month to Month/</u>			
<u>Aggregation Location</u>	<u>12 Month Rate</u>	<u>60 Month Rate</u>	<u>USOC</u>	
181	\$127,060.00	\$70,590.00	OHS3L	(N)
182	\$127,820.00	\$71,010.00	OHS3L	(N)
183	\$128,570.00	\$71,430.00	OHS3L	(N)
184	\$129,330.00	\$71,850.00	OHS3L	(N)
185	\$130,080.00	\$72,270.00	OHS3L	(N)
186	\$130,840.00	\$72,690.00	OHS3L	(N)
187	\$131,600.00	\$73,110.00	OHS3L	(N)
188	\$132,350.00	\$73,530.00	OHS3L	(N)
189	\$133,110.00	\$73,950.00	OHS3L	(N)
190	\$133,860.00	\$74,370.00	OHS3L	(N)
191	\$134,620.00	\$74,790.00	OHS3L	(N)
192	\$135,380.00	\$75,210.00	OHS3L	(N)

\*\*\*\*\*

EFFECTIVE: JULY 2, 2002

ACCESS SERVICE

(N)

23 – Metropolitan Statistical Area Access Services (Cont'd)

(N)

23.5 Rates and Charges (Cont'd)

(N)

23.5.1 BellSouth SWA Dedicated Transport (Cont'd)

(N)

(Q) BellSouth SWA Managed Shared Network Service (Cont'd)

(N)

(1) DS3 Service - Flat rate per Local Channel, per Aggregation Location.  
 (Cont'd)

(N)  
 (N)

(c) Zone 3 – All States

(N)

<u>Quantity of DS3s Per</u>	<u>Month to Month/</u>				
<u>Aggregation Location</u>	<u>12 Month Rate</u>	<u>60 Month Rate</u>	<u>USOC</u>		
1	\$8,515.00	\$4,730.00	OHS3L	(N)	
2	\$8,774.00	\$4,874.00	OHS3L	(N)	
3	\$9,034.00	\$5,018.00	OHS3L	(N)	
4	\$9,293.00	\$5,162.00	OHS3L	(N)	
5	\$10,589.00	\$5,882.00	OHS3L	(N)	
6	\$11,885.00	\$6,602.00	OHS3L	(N)	
7	\$13,351.00	\$7,417.00	OHS3L	(N)	
8	\$14,752.00	\$8,195.00	OHS3L	(N)	
9	\$16,086.00	\$8,936.00	OHS3L	(N)	
10	\$17,357.00	\$9,642.00	OHS3L	(N)	
11	\$18,568.00	\$10,315.00	OHS3L	(N)	
12	\$19,715.00	\$10,952.00	OHS3L	(N)	
13	\$20,806.00	\$11,558.00	OHS3L	(N)	
14	\$21,842.00	\$12,134.00	OHS3L	(N)	
15	\$22,823.00	\$12,679.00	OHS3L	(N)	
16	\$23,754.00	\$13,196.00	OHS3L	(N)	
17	\$24,632.00	\$13,685.00	OHS3L	(N)	
18	\$25,462.00	\$14,146.00	OHS3L	(N)	
19	\$26,244.00	\$14,580.00	OHS3L	(N)	
20	\$26,983.00	\$14,990.00	OHS3L	(N)	
21	\$27,682.00	\$15,378.00	OHS3L	(N)	
22	\$28,334.00	\$15,742.00	OHS3L	(N)	
23	\$28,952.00	\$16,085.00	OHS3L	(N)	
24	\$29,527.00	\$16,404.00	OHS3L	(N)	
25	\$30,076.00	\$16,709.00	OHS3L	(N)	
26	\$30,586.00	\$16,992.00	OHS3L	(N)	
27	\$31,066.00	\$17,258.00	OHS3L	(N)	
28	\$31,517.00	\$17,509.00	OHS3L	(N)	
29	\$31,937.00	\$17,742.00	OHS3L	(N)	
30	\$32,335.00	\$17,964.00	OHS3L	(N)	

\*\*\*\*\*

EFFECTIVE: JULY 2, 2002

ACCESS SERVICE

(N)

23 – Metropolitan Statistical Area Access Services (Cont'd)

(N)

23.5 Rates and Charges (Cont'd)

(N)

23.5.1 BellSouth SWA Dedicated Transport (Cont'd)

(N)

(Q) BellSouth SWA Managed Shared Network Service (Cont'd)

(N)

(1) DS3 Service - Flat rate per Local Channel, per Aggregation Location.  
 (Cont'd)

(N)  
 (N)

(c) Zone 3 – All States (Cont'd)

(N)

<u>Quantity of DS3s Per</u>	<u>Month to Month/</u>			
<u>Aggregation Location</u>	<u>12 Month Rate</u>	<u>60 Month Rate</u>	<u>USOC</u>	
31	\$32,710.00	\$18,172.00	OHS3L	(N)
32	\$33,060.00	\$18,366.00	OHS3L	(N)
33	\$33,389.00	\$18,550.00	OHS3L	(N)
34	\$33,704.00	\$18,725.00	OHS3L	(N)
35	\$34,003.00	\$18,890.00	OHS3L	(N)
36	\$34,282.00	\$19,045.00	OHS3L	(N)
37	\$34,552.00	\$19,195.00	OHS3L	(N)
38	\$34,813.00	\$19,340.00	OHS3L	(N)
39	\$35,065.00	\$19,481.00	OHS3L	(N)
40	\$35,308.00	\$19,615.00	OHS3L	(N)
41	\$35,549.00	\$19,750.00	OHS3L	(N)
42	\$35,785.00	\$19,880.00	OHS3L	(N)
43	\$36,020.00	\$20,011.00	OHS3L	(N)
44	\$36,258.00	\$20,143.00	OHS3L	(N)
45	\$36,496.00	\$20,275.00	OHS3L	(N)
46	\$36,740.00	\$20,411.00	OHS3L	(N)
47	\$36,991.00	\$20,550.00	OHS3L	(N)
48	\$37,250.00	\$20,694.00	OHS3L	(N)
49	\$38,028.00	\$21,126.00	OHS3L	(N)
50	\$38,741.00	\$21,522.00	OHS3L	(N)
51	\$39,389.00	\$21,882.00	OHS3L	(N)
52	\$39,972.00	\$22,206.00	OHS3L	(N)
53	\$40,231.00	\$22,350.00	OHS3L	(N)
54	\$40,750.00	\$22,638.00	OHS3L	(N)
55	\$41,203.00	\$22,890.00	OHS3L	(N)
56	\$41,592.00	\$23,106.00	OHS3L	(N)
57	\$41,851.00	\$23,250.00	OHS3L	(N)
58	\$42,175.00	\$23,430.00	OHS3L	(N)
59	\$42,434.00	\$23,574.00	OHS3L	(N)
60	\$42,694.00	\$23,718.00	OHS3L	(N)

\*\*\*\*\*

EFFECTIVE: JULY 2, 2002

ACCESS SERVICE

(N)

23 – Metropolitan Statistical Area Access Services (Cont'd)

(N)

23.5 Rates and Charges (Cont'd)

(N)

23.5.1 BellSouth SWA Dedicated Transport (Cont'd)

(N)

(Q) BellSouth SWA Managed Shared Network Service (Cont'd)

(N)

(1) DS3 Service - Flat rate per Local Channel, per Aggregation Location.  
 (Cont'd)

(N)  
 (N)

(c) Zone 3 – All States (Cont'd)

(N)

<u>Quantity of DS3s Per</u>	<u>Month to Month/</u>				
<u>Aggregation Location</u>	<u>12 Month Rate</u>	<u>60 Month Rate</u>	<u>USOC</u>		
61	\$43,605.00	\$24,225.00	OHS3L	(N)	
62	\$44,515.00	\$24,730.00	OHS3L	(N)	
63	\$45,425.00	\$25,235.00	OHS3L	(N)	
64	\$46,335.00	\$25,740.00	OHS3L	(N)	
65	\$47,245.00	\$26,245.00	OHS3L	(N)	
66	\$48,155.00	\$26,750.00	OHS3L	(N)	
67	\$49,065.00	\$27,255.00	OHS3L	(N)	
68	\$49,975.00	\$27,760.00	OHS3L	(N)	
69	\$50,885.00	\$28,265.00	OHS3L	(N)	
70	\$51,795.00	\$28,770.00	OHS3L	(N)	
71	\$52,705.00	\$29,275.00	OHS3L	(N)	
72	\$53,615.00	\$29,780.00	OHS3L	(N)	
73	\$54,525.00	\$30,285.00	OHS3L	(N)	
74	\$55,435.00	\$30,790.00	OHS3L	(N)	
75	\$56,345.00	\$31,295.00	OHS3L	(N)	
76	\$57,255.00	\$31,800.00	OHS3L	(N)	
77	\$58,165.00	\$32,305.00	OHS3L	(N)	
78	\$59,075.00	\$32,810.00	OHS3L	(N)	
79	\$59,985.00	\$33,315.00	OHS3L	(N)	
80	\$60,895.00	\$33,820.00	OHS3L	(N)	
81	\$61,805.00	\$34,325.00	OHS3L	(N)	
82	\$62,715.00	\$34,830.00	OHS3L	(N)	
83	\$63,625.00	\$35,335.00	OHS3L	(N)	
84	\$64,535.00	\$35,840.00	OHS3L	(N)	
85	\$65,445.00	\$36,345.00	OHS3L	(N)	
86	\$66,355.00	\$36,850.00	OHS3L	(N)	
87	\$67,265.00	\$37,355.00	OHS3L	(N)	
88	\$68,175.00	\$37,860.00	OHS3L	(N)	
89	\$69,085.00	\$38,365.00	OHS3L	(N)	
90	\$69,995.00	\$38,870.00	OHS3L	(N)	

\*\*\*\*\*

EFFECTIVE: JULY 2, 2002

ACCESS SERVICE

(N)

23 – Metropolitan Statistical Area Access Services (Cont'd)

(N)

23.5 Rates and Charges (Cont'd)

(N)

23.5.1 BellSouth SWA Dedicated Transport (Cont'd)

(N)

(Q) BellSouth SWA Managed Shared Network Service (Cont'd)

(N)

(1) DS3 Service - Flat rate per Local Channel, per Aggregation Location.  
 (Cont'd)

(N)  
 (N)

(c) Zone 3 – All States (Cont'd)

(N)

<u>Quantity of DS3s Per</u>	<u>Month to Month/</u>			
<u>Aggregation Location</u>	<u>12 Month Rate</u>	<u>60 Month Rate</u>	<u>USOC</u>	
91	\$70,905.00	\$39,375.00	OHS3L	(N)
92	\$71,815.00	\$39,880.00	OHS3L	(N)
93	\$72,725.00	\$40,385.00	OHS3L	(N)
94	\$73,635.00	\$40,890.00	OHS3L	(N)
95	\$74,545.00	\$41,395.00	OHS3L	(N)
96	\$75,455.00	\$41,900.00	OHS3L	(N)
97	\$76,365.00	\$42,405.00	OHS3L	(N)
98	\$77,275.00	\$42,910.00	OHS3L	(N)
99	\$78,185.00	\$43,415.00	OHS3L	(N)
100	\$79,095.00	\$43,920.00	OHS3L	(N)
101	\$80,005.00	\$44,425.00	OHS3L	(N)
102	\$80,915.00	\$44,930.00	OHS3L	(N)
103	\$81,825.00	\$45,435.00	OHS3L	(N)
104	\$82,735.00	\$45,940.00	OHS3L	(N)
105	\$83,645.00	\$46,445.00	OHS3L	(N)
106	\$84,555.00	\$46,950.00	OHS3L	(N)
107	\$85,465.00	\$47,455.00	OHS3L	(N)
108	\$86,375.00	\$47,960.00	OHS3L	(N)
109	\$87,285.00	\$48,465.00	OHS3L	(N)
110	\$88,195.00	\$48,970.00	OHS3L	(N)
111	\$89,105.00	\$49,475.00	OHS3L	(N)
112	\$90,015.00	\$49,980.00	OHS3L	(N)
113	\$90,925.00	\$50,485.00	OHS3L	(N)
114	\$91,835.00	\$50,990.00	OHS3L	(N)
115	\$92,745.00	\$51,495.00	OHS3L	(N)
116	\$93,655.00	\$52,000.00	OHS3L	(N)
117	\$94,565.00	\$52,505.00	OHS3L	(N)
118	\$95,475.00	\$53,010.00	OHS3L	(N)
119	\$96,385.00	\$53,515.00	OHS3L	(N)
120	\$97,295.00	\$54,020.00	OHS3L	(N)

\*\*\*\*\*

EFFECTIVE: JULY 2, 2002

ACCESS SERVICE

(N)

23 – Metropolitan Statistical Area Access Services (Cont'd)

(N)

23.5 Rates and Charges (Cont'd)

(N)

23.5.1 BellSouth SWA Dedicated Transport (Cont'd)

(N)

(Q) BellSouth SWA Managed Shared Network Service (Cont'd)

(N)

(1) DS3 Service - Flat rate per Local Channel, per Aggregation Location.  
 (Cont'd)

(N)  
 (N)

(c) Zone 3 – All States (Cont'd)

(N)

Quantity of DS3s Per Aggregation Location	Month to Month/ 12 Month Rate	60 Month Rate	USOC	(N)
121	\$98,205.00	\$54,525.00	OHS3L	(N)
122	\$99,115.00	\$55,030.00	OHS3L	(N)
123	\$100,025.00	\$55,535.00	OHS3L	(N)
124	\$100,935.00	\$56,040.00	OHS3L	(N)
125	\$101,845.00	\$56,545.00	OHS3L	(N)
126	\$102,755.00	\$57,050.00	OHS3L	(N)
127	\$103,665.00	\$57,555.00	OHS3L	(N)
128	\$104,575.00	\$58,060.00	OHS3L	(N)
129	\$105,485.00	\$58,565.00	OHS3L	(N)
130	\$106,395.00	\$59,070.00	OHS3L	(N)
131	\$107,305.00	\$59,575.00	OHS3L	(N)
132	\$108,215.00	\$60,080.00	OHS3L	(N)
133	\$109,125.00	\$60,585.00	OHS3L	(N)
134	\$110,035.00	\$61,090.00	OHS3L	(N)
135	\$110,945.00	\$61,595.00	OHS3L	(N)
136	\$111,855.00	\$62,100.00	OHS3L	(N)
137	\$112,765.00	\$62,605.00	OHS3L	(N)
138	\$113,675.00	\$63,110.00	OHS3L	(N)
139	\$114,585.00	\$63,615.00	OHS3L	(N)
140	\$115,495.00	\$64,120.00	OHS3L	(N)
141	\$116,405.00	\$64,625.00	OHS3L	(N)
142	\$117,315.00	\$65,130.00	OHS3L	(N)
143	\$118,225.00	\$65,635.00	OHS3L	(N)
144	\$119,135.00	\$66,140.00	OHS3L	(N)
145	\$119,810.00	\$66,560.00	OHS3L	(N)
146	\$120,720.00	\$67,070.00	OHS3L	(N)
147	\$121,630.00	\$67,570.00	OHS3L	(N)
148	\$122,530.00	\$68,080.00	OHS3L	(N)
149	\$123,440.00	\$68,580.00	OHS3L	(N)
150	\$124,340.00	\$69,080.00	OHS3L	(N)

\*\*\*\*\*

EFFECTIVE: JULY 2, 2002

ACCESS SERVICE

(N)

23 – Metropolitan Statistical Area Access Services (Cont'd)

(N)

23.5 Rates and Charges (Cont'd)

(N)

23.5.1 BellSouth SWA Dedicated Transport (Cont'd)

(N)

(Q) BellSouth SWA Managed Shared Network Service (Cont'd)

(N)

(1) DS3 Service - Flat rate per Local Channel, per Aggregation Location.  
 (Cont'd)

(N)  
 (N)

(c) Zone 3 – All States (Cont'd)

(N)

Quantity of DS3s Per Aggregation Location	Month to Month/ 12 Month Rate	60 Month Rate	USOC	(N)
151	\$125,260.00	\$69,590.00	OHS3L	(N)
152	\$126,170.00	\$70,090.00	OHS3L	(N)
153	\$127,070.00	\$70,600.00	OHS3L	(N)
154	\$127,980.00	\$71,100.00	OHS3L	(N)
155	\$128,880.00	\$71,600.00	OHS3L	(N)
156	\$129,790.00	\$72,110.00	OHS3L	(N)
157	\$130,700.00	\$72,610.00	OHS3L	(N)
158	\$131,600.00	\$73,120.00	OHS3L	(N)
159	\$132,520.00	\$73,620.00	OHS3L	(N)
160	\$133,420.00	\$74,120.00	OHS3L	(N)
161	\$134,330.00	\$74,630.00	OHS3L	(N)
162	\$135,240.00	\$75,130.00	OHS3L	(N)
163	\$136,140.00	\$75,640.00	OHS3L	(N)
164	\$137,050.00	\$76,140.00	OHS3L	(N)
165	\$137,950.00	\$76,640.00	OHS3L	(N)
166	\$138,860.00	\$77,150.00	OHS3L	(N)
167	\$139,780.00	\$77,650.00	OHS3L	(N)
168	\$140,680.00	\$78,160.00	OHS3L	(N)
169	\$141,590.00	\$78,660.00	OHS3L	(N)
170	\$142,490.00	\$79,160.00	OHS3L	(N)
171	\$143,400.00	\$79,670.00	OHS3L	(N)
172	\$144,310.00	\$80,170.00	OHS3L	(N)
173	\$145,210.00	\$80,680.00	OHS3L	(N)
174	\$146,120.00	\$81,180.00	OHS3L	(N)
175	\$147,020.00	\$81,680.00	OHS3L	(N)
176	\$147,940.00	\$82,190.00	OHS3L	(N)
177	\$148,850.00	\$82,690.00	OHS3L	(N)
178	\$149,750.00	\$83,200.00	OHS3L	(N)
179	\$150,660.00	\$83,700.00	OHS3L	(N)
180	\$151,560.00	\$84,200.00	OHS3L	(N)

\*\*\*\*\*

BELLSOUTH TELECOMMUNICATIONS, INC.  
 BY: Operations Manager - Pricing  
 29G57, 675 W. Peachtree St., N.E.  
 Atlanta, Georgia 30375  
 ISSUED: JUNE 17, 2002

TARIFF F.C.C. NO. 1  
 ORIGINAL PAGE 23-36.25

EFFECTIVE: JULY 2, 2002

ACCESS SERVICE

(N)

23 – Metropolitan Statistical Area Access Services (Cont'd)

(N)

23.5 Rates and Charges (Cont'd)

(N)

23.5.1 BellSouth SWA Dedicated Transport (Cont'd)

(N)

(Q) BellSouth SWA Managed Shared Network Service (Cont'd)

(N)

(1) DS3 Service - Flat rate per Local Channel, per Aggregation Location.  
 (Cont'd)

(N)  
 (N)

(c) Zone 3 – All States (Cont'd)

(N)

<u>Quantity of DS3s Per</u>	<u>Month to Month/</u>			
<u>Aggregation Location</u>	<u>12 Month Rate</u>	<u>60 Month Rate</u>	<u>USOC</u>	
181	\$152,470.00	\$84,710.00	OHS3L	(N)
182	\$153,380.00	\$85,210.00	OHS3L	(N)
183	\$154,280.00	\$85,720.00	OHS3L	(N)
184	\$155,200.00	\$86,220.00	OHS3L	(N)
185	\$156,100.00	\$86,720.00	OHS3L	(N)
186	\$157,010.00	\$87,230.00	OHS3L	(N)
187	\$157,920.00	\$87,730.00	OHS3L	(N)
188	\$158,820.00	\$88,240.00	OHS3L	(N)
189	\$159,730.00	\$88,740.00	OHS3L	(N)
190	\$160,630.00	\$89,240.00	OHS3L	(N)
191	\$161,540.00	\$89,750.00	OHS3L	(N)
192	\$162,460.00	\$90,250.00	OHS3L	(N)

\*\*\*\*\*



EFFECTIVE: JULY 2, 2002

ACCESS SERVICE

(N)

23 – Metropolitan Statistical Area Access Services (Cont'd)

(N)

23.5 Rates and Charges (Cont'd)

(N)

23.5.1 BellSouth SWA Dedicated Transport (Cont'd)

(N)

(Q) BellSouth SWA Managed Shared Network Service (Cont'd)

(N)

(2) DS1 Interoffice Channel – Per DS1

(N)

(a) Mileage Band 0 – 8: Fixed

(N)

	Month to Month/ <u>12 Month Rate</u>	<u>60 Month Rate</u>	<u>USOC</u>	(N)
Zone 1 – All States	\$270.00	\$110.00	1L5MS	(N)
Zone 2 – All States	\$297.00	\$130.00	1L5MS	(N)
Zone 3 – All States	\$327.00	\$180.00	1L5MS	(N)

(b) Mileage Band 0 – 8: Per Mile

(N)

	Month to Month/ <u>12 Month Rate</u>	<u>60 Month Rate</u>	<u>USOC</u>	(N)
Zone 1 – All States	N/A	N/A	1L5MS	(N)
Zone 2 – All States	N/A	N/A	1L5MS	(N)
Zone 3 – All States	N/A	N/A	1L5MS	(N)

(c) Mileage Band 9 – 25: Fixed

(N)

	Month to Month/ <u>12 Month Rate</u>	<u>60 Month Rate</u>	<u>USOC</u>	(N)
Zone 1 – All States	\$450.00	\$200.00	1L5MS	(N)
Zone 2 – All States	\$495.00	\$240.00	1L5MS	(N)
Zone 3 – All States	\$545.00	\$300.00	1L5MS	(N)

(d) Mileage Band 9 – 25: Per Mile

(N)

	Month to Month/ <u>12 Month Rate</u>	<u>60 Month Rate</u>	<u>USOC</u>	(N)
Zone 1 – All States	N/A	N/A	1L5MS	(N)
Zone 2 – All States	N/A	N/A	1L5MS	(N)
Zone 3 – All States	N/A	N/A	1L5MS	(N)

\*\*\*\*\*

EFFECTIVE: JULY 2, 2002

ACCESS SERVICE

(N)

23 – Metropolitan Statistical Area Access Services (Cont'd)

(N)

23.5 Rates and Charges (Cont'd)

(N)

23.5.1 BellSouth SWA Dedicated Transport (Cont'd)

(N)

(Q) BellSouth SWA Managed Shared Network Service (Cont'd)

(N)

(2) DS1 Interoffice Channel - Per DS1 (Cont'd)

(N)

(e) Mileage Band Over 25 Miles: Fixed

(N)

	Month to Month/ <u>12 Month Rate</u>	<u>60 Month Rate</u>	<u>USOC</u>	(N)
Zone 1 – All States	\$207.00	\$115.00	1L5MS	(N)
Zone 2 – All States	\$228.00	\$126.50	1L5MS	(N)
Zone 3 – All States	\$251.00	\$138.00	1L5MS	(N)

(f) Mileage Band Over 25 Miles: Per Mile

(N)

	Month to Month/ <u>12 Month Rate</u>	<u>60 Month Rate</u>	<u>USOC</u>	(N)
Zone 1 – All States	\$15.00	\$5.70	1L5MS	(N)
Zone 2 – All States	\$17.00	\$6.60	1L5MS	(N)
Zone 3 – All States	\$19.00	\$8.05	1L5MS	(N)

(3) DS0 Interoffice Channel - Per DS0

(N)

(a) Mileage Band 0 - 8 Miles: Fixed

(N)

	Month to Month/ <u>12 Month Rate</u>	<u>60 Month Rate</u>	<u>USOC</u>	(N)
All Zones – All States	\$42.00	\$22.00	1L5MS	(N)

(b) Mileage Band 0 - 8 Miles: Per Mile

(N)

	Month to Month/ <u>12 Month Rate</u>	<u>60 Month Rate</u>	<u>USOC</u>	(N)
All Zones – All States	N/A	N/A	1L5MS	(N)

\*\*\*\*\*

EFFECTIVE: JULY 2, 2002

ACCESS SERVICE (N)

23 – Metropolitan Statistical Area Access Services (Cont'd) (N)

23.5 Rates and Charges (Cont'd)

23.5.1 BellSouth SWA Dedicated Transport (Cont'd) (N)

(Q) BellSouth SWA Managed Shared Network Service (Cont'd) (N)

(3) DS0 Interoffice Channel - Per DS0 (Cont'd) (N)

(c) Mileage Band 9 - 25 Miles: Fixed (N)

	Month to Month/ <u>12 Month Rate</u>	<u>60 Month Rate</u>	<u>USOC</u>	(N)
All Zones – All States	\$69.00	\$38.00	1L5MS	(N)

(d) Mileage Band 9 - 25 Miles: Per Mile (N)

	Month to Month/ <u>12 Month Rate</u>	<u>60 Month Rate</u>	<u>USOC</u>	(N)
All Zones – All States	N/A	N/A	1L5MS	(N)

(e) Mileage Band Over 25 Miles: Fixed (N)

	Month to Month/ <u>12 Month Rate</u>	<u>60 Month Rate</u>	<u>USOC</u>	(N)
All Zones – All States	\$36.00	\$20.00	1L5MS	(N)

(f) Mileage Band Over 25 Miles: Per Mile (N)

	Month to Month/ <u>12 Month Rate</u>	<u>60 Month Rate</u>	<u>USOC</u>	(N)
All Zones – All States	\$2.90	\$1.40	1L5MS	(N)

\*\*\*\*\*

EFFECTIVE: JULY 2, 2002

ACCESS SERVICE

(N)

23 – Metropolitan Statistical Area Access Services (Cont'd)

(N)

23.5 Rates and Charges (Cont'd)

(N)

23.5.1 BellSouth SWA Dedicated Transport (Cont'd)

(N)

(Q) BellSouth SWA Managed Shared Network Service (Cont'd)

(N)

(4) DS1 and DS0 Interfaces- Per Interface

(N)

(a) DS1

(N)

	Month to Month/ <u>12 Month Rate</u>	<u>60 Month Rate</u>	<u>USOC</u>	(N)
Zone 1 – All States	\$63.00	\$35.00	OHS1S	(N)
Zone 2 – All States	\$69.00	\$39.00	OHS1S	(N)
Zone 3 – All States	\$76.00	\$52.00	OHS1S	(N)

(b) DS1 Message Trunk Interface

(N)

	Month to Month/ <u>12 Month Rate</u>	<u>60 Month Rate</u>	<u>USOC</u>	(N)
Zone 1 – All States	\$165.00	\$100.00	OHS1M	(N)
Zone 2 – All States	\$185.00	\$120.00	OHS1M	(N)
Zone 3 – All States	\$210.00	\$140.00	OHS1M	(N)

(c) DS0 – per line side connection

(N)

	Month to Month/ <u>12 Month Rate</u>	<u>60 Month Rate</u>	<u>USOC</u>	(N)
All Zones – All States	\$33.00	\$19.00	OHSOL	(N)

(d) DS0 – per trunk side connection

(N)

	Month to Month/ <u>12 Month Rate</u>	<u>60 Month Rate</u>	<u>USOC</u>	(N)
All Zones – All States	\$33.00	\$19.00	OHSOT	(N)

\*\*\*\*\*

EFFECTIVE: MAY 7, 2005

ACCESS SERVICE

(N)

23 – Metropolitan Statistical Area Access Services (Cont'd)

(N)

23.5 Rates and Charges (Cont'd)

(N)

23.5.1 BellSouth SWA Dedicated Transport (Cont'd)

(N)

(R) BellSouth SWA SONET Transport Components

(N)

- (1) SONET Local Channel Systems, (Includes first one-half air mile), (Per Local Channel)

(N)

Month to Month  
Rates

USOC

(N)

(N)

(N)

- (a) STS-1 Service, per system

(N)

Zone 1

\$1840.00

SONLA

(N)

Zone 2

\$1840.00

SONLA

(N)

Zone 3

\$1840.00

SONLA

(N)

- (b) OC-3 Service, per system

(N)

Zone 1

\$3480.00

SONLA

(N)

Zone 2

\$3480.00

SONLA

(N)

Zone 3

\$3480.00

SONLA

(N)

- (c) OC-3 service, per system with Optical Customer Termination

(N)

Zone 1

\$2432.00

SONLB

(N)

Zone 2

\$2432.00

SONLB

(N)

Zone 3

\$2432.00

SONLB

(N)

- (d) OC-3 Service, per system with Optical Serving Wire Center Termination

(N)

(N)

Zone 1

\$2432.00

SONLC

(N)

Zone 2

\$2432.00

SONLC

(N)

Zone 3

\$2432.00

SONLC

(N)

- (e) OC-12 Service, per system

(N)

Zone 1

\$5500.00

SONLA

(N)

Zone 2

\$5500.00

SONLA

(N)

Zone 3

\$5500.00

SONLA

(N)

- (f) OC-12 Service, per system with Optical Customer Termination

(N)

Zone 1

\$3840.00

SONLB

(N)

Zone 2

\$3840.00

SONLB

(N)

Zone 3

\$3840.00

SONLB

(N)

- (g) OC-12 service, per system with Optical Serving Wire Center Termination

(N)

(N)

Zone 1

\$3840.00

SONLC

(N)

Zone 1

\$3840.00

SONLC

(N)

Zone 1

\$3840.00

SONLC

(N)

EFFECTIVE: MAY 7, 2005

ACCESS SERVICE

(N)

23 – Metropolitan Statistical Area Access Services (Cont'd)

(N)

23.5 Rates and Charges (Cont'd)

(N)

23.5.1 BellSouth SWA Dedicated Transport (Cont'd)

(N)

(R) BellSouth SWA SONET Transport Components (Cont'd)

(N)

(1) SONET Local Channel Systems, (Includes first one-half air mile), (Per  
Local Channel) (Cont'd)

(N)

(N)

Month to Month  
Rates

USOC

(N)

(N)

(h) OC-48 Service, per system

(N)

Zone 1

\$13000.00

SONLA

(N)

Zone 2

\$13000.00

SONLA

(N)

Zone 3

\$13000.00

SONLA

(N)

(i) OC-48 service, per system with Optical Customer Termination

(N)

Zone 1

\$8000.00

SONLB

(N)

Zone 2

\$8000.00

SONLB

(N)

Zone 3

\$8000.00

SONLB

(N)

(j) OC-48 Service, per system with Optical Serving Wire Center  
Termination

(N)

(N)

Zone 1

\$8000.00

SONLC

(N)

Zone 2

\$8000.00

SONLC

(N)

Zone 3

\$8000.00

SONLC

(N)

(k) OC-192 Service, per system

(N)

Zone 1

\$26000.00

SONLA

(N)

Zone 1

\$26000.00

SONLA

(N)

Zone 1

\$26000.00

SONLA

(N)

EFFECTIVE: MAY 7, 2005

ACCESS SERVICE

(N)

23 – Metropolitan Statistical Area Access Services (Cont'd)

(N)

23.5 Rates and Charges (Cont'd)

(N)

23.5.1 BellSouth SWA Dedicated Transport (Cont'd)

(N)

(R) BellSouth SWA SONET Transport Components (Cont'd)

(N)

(2) Synchronous Channel Interfaces

(N)

Month  
to  
Month  
Rates

USOC

(N)

(N)

(N)

(N)

(a) Central Office Channel Interfaces

(N)

Per STS-1

\$ 165.00

SONC4

(N)

Per OC-3 (2 Fiber)  
(4 Fiber)

\$ 225.00  
\$ 400.00

SONC2  
SONC4

(N)

(N)

Per OC-12 (2 Fiber)  
(4 Fiber)

\$ 600.00  
\$1200.00

SONC2  
SONC4

(N)

(N)

Per OC-48 (2 Fiber)  
(4 Fiber)

\$ 1500.00  
\$ 3000.00

SONC2  
SONC4

(N)

(N)

Per STS-1  
Channel System

\$ 515.00

SONCS

(N)

(N)

Per OC-3  
Channel System

\$1250.00

SONCS

(N)

(N)

Per OC-12  
Channel System

\$2500.00

SONCS

(N)

(N)

Per OC-48  
Channel System

\$5150.00

SONCS

(N)

(N)

Per OC-192  
Channel System

\$10,000.00

SONCS

(N)

(N)

EFFECTIVE: MAY 7, 2005

ACCESS SERVICE

(N)

23 – Metropolitan Statistical Area Access Services (Cont'd)

(N)

23.5 Rates and Charges (Cont'd)

(N)

23.5.1 BellSouth SWA Dedicated Transport (Cont'd)

(N)

(R) BellSouth SWA SONET Transport Components (Cont'd)

(N)

(2) Synchronous Channel Interfaces (Cont'd)

(N)

	Month to Month Rates	USOC	(N)
(b) Customer Channel Interfaces			(N)
Per STS-1	\$ 225.00	SONU1	(N)
Per OC-3 {2 Fiber}	\$ 225.00	SONU2	(N)
{4 Fiber}	\$ 450.00	SONU4	(N)
Per OC-12 {2 Fiber}	\$ 675.00	SONU2	(N)
{4 Fiber}	\$1350.00	SONU4	(N)
Per OC-48 {2 Fiber}	\$1500.00	SONU2	(N)
{4 Fiber}	\$3000.00	SONU4	(N)

(3) SONET Local Channel System Additional Mileage

(N)

(a) Additional one-half air mile

(N)

Each Additional system one-half air mile

(N)

Zone 1	\$225.00	SONLM	(N)
Zone 2	\$225.00	SONLM	(N)
Zone 3	\$225.00	SONLM	(N)



EFFECTIVE: MAY 7, 2005

ACCESS SERVICE

(N)

23 – Metropolitan Statistical Area Access Services (Cont'd)

(N)

23.5 Rates and Charges (Cont'd)

(N)

23.5.1 BellSouth SWA Dedicated Transport (Cont'd)

(N)

(R) BellSouth SWA SONET Transport Components (Cont'd)

(N)

(4) SONET Local Channel Systems, Includes first one-half air mile)(Cont'd)

(N)

	Transport Payment Plan Rates				
	Plan A	Plan B	Plan C		
	12 to 36	37 to 60	61 to 96		
	Months	Months	Months	USOC	
	Per Month Rates				
(a) STS-1 Service, per system					(N)
Zone 1	\$1232.50	\$1105.00	\$977.50	SONLA	(N)
Zone 2	\$1232.50	\$1105.00	\$977.50	SONLA	(N)
Zone 3	\$1232.50	\$1105.00	\$977.50	SONLA	(N)
(b) OC-3 Service, per system					(N)
Zone 1	\$2550.00	\$2295.00	\$2040.00	SONLA	(N)
Zone 2	\$2550.00	\$2295.00	\$2040.00	SONLA	(N)
Zone 3	\$2550.00	\$2295.00	\$2040.00	SONLA	(N)
(c) OC-3 Service, per system with Optical Customer Termination					(N)
Zone 1	\$1968.00	\$1776.00	\$1584.00	SONLB	(N)
Zone 2	\$1968.00	\$1776.00	\$1584.00	SONLB	(N)
Zone 3	\$1968.00	\$1776.00	\$1584.00	SONLB	(N)
(d) OC-3 Service, per system with Optical Serving Wire Center Termination					(N)
Zone 1	\$1968.00	\$1776.00	\$1584.00	SONLC	(N)
Zone 2	\$1968.00	\$1776.00	\$1584.00	SONLC	(N)
Zone 3	\$1968.00	\$1776.00	\$1584.00	SONLC	(N)
(e) OC-12 Service, per system					(N)
Zone 1	\$5100.00	\$4600.00	\$4150.00	SONLA	(N)
Zone 2	\$5100.00	\$4600.00	\$4150.00	SONLA	(N)
Zone 3	\$5100.00	\$4600.00	\$4150.00	SONLA	(N)
(f) OC-12 Service, per system with Optical Customer Termination					(N)
Zone 1	\$3504.00	\$3200.00	\$2880.00	SONLB	(N)
Zone 1	\$3504.00	\$3200.00	\$2880.00	SONLB	(N)
Zone 1	\$3504.00	\$3200.00	\$2880.00	SONLB	(N)

EFFECTIVE: MAY 7, 2005

ACCESS SERVICE

(N)

23 – Metropolitan Statistical Area Access Services (Cont'd)

(N)

23.5 Rates and Charges (Cont'd)

(N)

23.5.1 BellSouth SWA Dedicated Transport (Cont'd)

(N)

(R) BellSouth SWA SONET Transport Components (Cont'd)

(N)

(4) SONET Local Channel Systems, Includes first one-half air mile)  
 (Cont'd)

(N)

(N)

Transport Payment Plan Rates		
Plan A	Plan B	Plan C
12 to 36	37 to 60	61 to 96
<u>Months</u>	<u>Months</u>	<u>Months</u>
<u>Per Month Rates</u>		

(N)

(N)

(N)

(N)

(N)

(g) OC-12 Service, per system with Optical Serving Wire Center  
 Termination

(N)

(N)

Zone 1	\$3504.00	\$3200.00	\$2880.00	SONLC	(N)
Zone 2	\$3504.00	\$3200.00	\$2880.00	SONLC	(N)
Zone 3	\$3504.00	\$3200.00	\$2880.00	SONLC	(N)

(h) OC-48 Service, per system

(N)

Zone 1	\$11000.00	\$10000.00	\$9000.00	SONLA	(N)
Zone 2	\$11000.00	\$10000.00	\$9000.00	SONLA	(N)
Zone 3	\$11000.00	\$10000.00	\$9000.00	SONLA	(N)

(i) OC-48 Service, per system with Optical Customer Termination

(N)

Zone 1	\$7040.00	\$6400.00	\$5760.00	SONLB	(N)
Zone 2	\$7040.00	\$6400.00	\$5760.00	SONLB	(N)
Zone 3	\$7040.00	\$6400.00	\$5760.00	SONLB	(N)

(j) OC-48 Service, per system with Optical Serving Wire Center  
 Termination

(N)

(N)

Zone 1	\$7040.00	\$6400.00	\$5760.00	SONLC	(N)
Zone 2	\$7040.00	\$6400.00	\$5760.00	SONLC	(N)
Zone 3	\$7040.00	\$6400.00	\$5760.00	SONLC	(N)

(k) OC-192 Service, per system

(N)

Zone 1	\$18700.00	\$17000.00	\$15300.00	SONLA	(N)
Zone 2	\$18700.00	\$17000.00	\$15300.00	SONLA	(N)
Zone 3	\$18700.00	\$17000.00	\$15300.00	SONLA	(N)

EFFECTIVE: MAY 7, 2005

ACCESS SERVICE

(N)

23 – Metropolitan Statistical Area Access Services (Cont'd)

(N)

23.5 Rates and Charges (Cont'd)

(N)

23.5.1 BellSouth SWA Dedicated Transport (Cont'd)

(N)

(R) BellSouth SWA SONET Transport Components (Cont'd)

(N)

(5) Synchronous Channel Interfaces

(N)

Transport Payment Plan Rates		
Plan A	Plan B	Plan C
12 to 36	37 to 60	61 to 96
<u>Months</u>	<u>Months</u>	<u>Months</u>
Per Month Rates		

(N)

(N)

(N)

(N)

(N)

(a) Central Office Channel Interfaces

(N)

Per STS-1	\$ 130.00	\$ 122.50	\$ 112.00	SONC4	(N)
Per OC-3 (2 Fiber)	\$ 180.00	\$ 165.00	\$ 150.00	SONC2	(N)
(4 Fiber)	\$ 310.00	\$ 282.00	\$ 255.00	SONC4	(N)
Per OC-12 (2 Fiber)	\$ 465.00	\$ 425.00	\$ 380.00	SONC2	(N)
(4 Fiber)	\$ 930.00	\$ 850.00	\$ 760.00	SONC4	(N)
Per OC-48 (2 Fiber)	\$1250.00	\$1150.00	\$ 985.00	SONC2	(N)
(4 Fiber)	\$2500.00	\$2300.00	\$1975.00	SONC4	(N)
Per STS-1 Channel System	\$ 460.00	\$ 435.00	\$ 425.00	SONCS	(N)
Per OC-3 Channel System	\$1035.00	\$ 940.00	\$ 850.00	SONCS	(N)
Per OC-12 Channel System	\$2075.00	\$1880.00	\$ 1700.00	SONCS	(N)
Per OC-48 Channel System	\$4150.00	\$3800.00	\$ 3300.00	SONCS	(N)
Per OC-192 Channel System	\$8000.00	\$7600.00	\$6600.00	SONCS	(N)

EFFECTIVE: MAY 7, 2005

ACCESS SERVICE

(N)

23 – Metropolitan Statistical Area Access Services (Cont'd)

(N)

23.5 Rates and Charges (Cont'd)

(N)

23.5.1 BellSouth SWA Dedicated Transport (Cont'd)

(N)

(R) BellSouth SWA SONET Transport Components (Cont'd)

(N)

(5) Synchronous Channel Interfaces (Cont'd)

(N)

Transport Payment Plan Rates		
Plan A	Plan B	Plan C
12 to 36	37 to 60	61 to 96
<u>Months</u>	<u>Months</u>	<u>Months</u>
Per Month Rates		

(N)

(N)

(N)

(N)

(N)

(b) Customer Channel Interfaces

(N)

Per STS-1	\$ 185.00	\$175.00	\$165.00	SONU1
Per OC-3 {2 Fiber}	\$ 180.00	\$165.00	\$150.00	SONU2
{4 Fiber}	\$ 350.00	\$330.00	\$300.00	SONU4
Per OC-12 {2 Fiber}	\$ 535.00	\$495.00	\$450.00	SONU2
{4 Fiber}	\$1075.00	\$990.00	\$900.00	SONU4
Per OC-48 {2 Fiber}	\$1250.00	\$1150.00	\$985.00	SONU2
{4 Fiber}	\$2500.00	\$2300.00	\$1975.00	SONU4

(N)

(N)

(N)

(N)

(N)

(N)

(N)

(N)

(N)

(6) SONET Local Channel System Additional Mileage

(N)

(a) Each additional system one-half air mile

(N)

Zone 1	\$190.00	\$170.00	\$150.00	SONLM
Zone 2	\$190.00	\$170.00	\$150.00	SONLM
Zone 3	\$190.00	\$170.00	\$150.00	SONLM

(N)

(N)

(N)

EFFECTIVE: MAY 7, 2005

ACCESS SERVICE

(N)

23 – Metropolitan Statistical Area Access Services (Cont'd)

(N)

23.5 Rates and Charges (Cont'd)

(N)

23.5.1 BellSouth SWA Dedicated Transport (Cont'd)

(N)

(R) BellSouth SWA SONET Transport Components (Cont'd)

(N)

(7) SONET Interoffice Channel

(N)

Month to Month  
Rates

USOC

(N)

(N)

(a) STS-1 service Interoffice Channel System

(N)

Mileage Band 0-8, Fixed, per System

(N)

Zone 1

\$1430.00

SON1C

(N)

Zone 2

\$1430.00

SON1C

(N)

Zone 3

\$1430.00

SON1C

(N)

Mileage Band 0-8, Per Mile

(N)

Zone 1

\$130.00

SON1C

(N)

Zone 2

\$130.00

SON1C

(N)

Zone 3

\$130.00

SON1C

(N)

Mileage Band 9-25, Fixed, per System

(N)

Zone 1

\$1600.00

SON1C

(N)

Zone 2

\$1600.00

SON1C

(N)

Zone 3

\$1600.00

SON1C

(N)

Mileage Band 9-25, Per Mile

(N)

Zone 1

\$130.00

SON1C

(N)

Zone 2

\$130.00

SON1C

(N)

Zone 3

\$130.00

SON1C

(N)

Mileage Band 26+, Fixed, per System

(N)

Zone 1

\$1870.00

SON1C

(N)

Zone 2

\$1870.00

SON1C

(N)

Zone 3

\$1870.00

SON1C

(N)

Mileage Band 26+, Per Mile

(N)

Zone 1

\$130.00

SON1C

(N)

Zone 2

\$130.00

SON1C

(N)

Zone 3

\$130.00

SON1C

(N)

EFFECTIVE: MAY 7, 2005

ACCESS SERVICE

(N)

23 – Metropolitan Statistical Area Access Services (Cont'd)

(N)

23.5 Rates and Charges (Cont'd)

(N)

23.5.1 BellSouth SWA Dedicated Transport (Cont'd)

(N)

(R) BellSouth SWA SONET Transport Components (Cont'd)

(N)

(7) SONET Interoffice Channel (Cont'd)

(N)

Month to Month  
Rates

USOC

(N)

(N)

(b) OC-3 service Interoffice Channel System

(N)

Mileage Band 0-8, Fixed, per System

(N)

Zone 1

\$2250.00

SON1C

(N)

Zone 2

\$2250.00

SON1C

(N)

Zone 3

\$2250.00

SON1C

(N)

Mileage Band 0-8, Per Mile

(N)

Zone 1

\$280.00

SON1C

(N)

Zone 2

\$280.00

SON1C

(N)

Zone 3

\$280.00

SON1C

(N)

Mileage Band 9-25, Fixed, per System

(N)

Zone 1

\$2250.00

SON1C

(N)

Zone 2

\$2250.00

SON1C

(N)

Zone 3

\$2250.00

SON1C

(N)

Mileage Band 9-25, Per Mile

(N)

Zone 1

\$280.00

SON1C

(N)

Zone 2

\$280.00

SON1C

(N)

Zone 3

\$280.00

SON1C

(N)

Mileage Band 26+, Fixed, per System

(N)

Zone 1

\$2250.00

SON1C

(N)

Zone 2

\$2250.00

SON1C

(N)

Zone 3

\$2250.00

SON1C

(N)

Mileage Band 26+, Per Mile

(N)

Zone 1

\$280.00

SON1C

(N)

Zone 2

\$280.00

SON1C

(N)

Zone 3

\$280.00

SON1C

(N)

EFFECTIVE: MAY 7, 2005

ACCESS SERVICE

(N)

23 – Metropolitan Statistical Area Access Services (Cont'd)

(N)

23.5 Rates and Charges (Cont'd)

(N)

23.5.1 BellSouth SWA Dedicated Transport (Cont'd)

(N)

(R) BellSouth SWA SONET Transport Components (Cont'd)

(N)

(7) SONET Interoffice Channel (Cont'd)

(N)

Month to Month  
Rates

USOC

(N)

(N)

(c) OC-12 service Interoffice Channel System

(N)

Mileage Band 0-8, Fixed, per System

(N)

Zone 1

\$4000.00

SON1C

(N)

Zone 2

\$4000.00

SON1C

(N)

Zone 3

\$4000.00

SON1C

(N)

Mileage Band 0-8, Per Mile

(N)

Zone 1

\$400.00

SON1C

(N)

Zone 2

\$400.00

SON1C

(N)

Zone 3

\$400.00

SON1C

(N)

Mileage Band 9-25, Fixed, per System

(N)

Zone 1

\$5500.00

SON1C

(N)

Zone 2

\$5500.00

SON1C

(N)

Zone 3

\$5500.00

SON1C

(N)

Mileage Band 9-25, Per Mile

(N)

Zone 1

\$400.00

SON1C

(N)

Zone 2

\$400.00

SON1C

(N)

Zone 3

\$400.00

SON1C

(N)

Mileage Band 26+, Fixed, per System

(N)

Zone 1

\$7200.00

SON1C

(N)

Zone 2

\$7200.00

SON1C

(N)

Zone 3

\$7200.00

SON1C

(N)

Mileage Band 26+, Per Mile

(N)

Zone 1

\$400.00

SON1C

(N)

Zone 2

\$400.00

SON1C

(N)

Zone 3

\$400.00

SON1C

(N)

EFFECTIVE: MAY 7, 2005

ACCESS SERVICE

(N)

23 – Metropolitan Statistical Area Access Services (Cont'd)

(N)

23.5 Rates and Charges (Cont'd)

(N)

23.5.1 BellSouth SWA Dedicated Transport (Cont'd)

(N)

(R) BellSouth SWA SONET Transport Components (Cont'd)

(N)

(7) SONET Interoffice Channel (Cont'd)

(N)

Month to Month  
Rates

USOC

(N)

(N)

(d) OC-48 service Interoffice Channel System

(N)

Mileage Band 0-8, Fixed, per System

(N)

Zone 1

\$7800.00

SON1C

(N)

Zone 2

\$7800.00

SON1C

(N)

Zone 3

\$7800.00

SON1C

(N)

Mileage Band 0-8, Per Mile

(N)

Zone 1

\$600.00

SON1C

(N)

Zone 2

\$600.00

SON1C

(N)

Zone 3

\$600.00

SON1C

(N)

Mileage Band 9-25, Fixed, per System

(N)

Zone 1

\$8700.00

SON1C

(N)

Zone 2

\$8700.00

SON1C

(N)

Zone 3

\$8700.00

SON1C

(N)

Mileage Band 9-25, Per Mile

(N)

Zone 1

\$600.00

SON1C

(N)

Zone 2

\$600.00

SON1C

(N)

Zone 3

\$600.00

SON1C

(N)

Mileage Band 26+, Fixed, per System

(N)

Zone 1

\$10000.00

SON1C

(N)

Zone 2

\$10000.00

SON1C

(N)

Zone 3

\$10000.00

SON1C

(N)

Mileage Band 26+, Per Mile

(N)

Zone 1

\$600.00

SON1C

(N)

Zone 2

\$600.00

SON1C

(N)

Zone 3

\$600.00

SON1C

(N)



EFFECTIVE: MAY 7, 2005

ACCESS SERVICE

(N)

23 – Metropolitan Statistical Area Access Services (Cont'd)

(N)

23.5 Rates and Charges (Cont'd)

(N)

23.5.1 BellSouth SWA Dedicated Transport (Cont'd)

(N)

(R) BellSouth SWA SONET Transport Components (Cont'd)

(N)

(7) SONET Interoffice Channel (Cont'd)

(N)

Month to Month  
Rates

USOC

(N)

(N)

(e) OC-192 service Interoffice Channel System

(N)

Mileage Band 0-8, Fixed, per System

(N)

Zone 1

\$19000.00

SON1C

(N)

Zone 2

\$19000.00

SON1C

(N)

Zone 3

\$19000.00

SON1C

(N)

Mileage Band 0-8, Per Mile

(N)

Zone 1

\$600.00

SON1C

(N)

Zone 2

\$600.00

SON1C

(N)

Zone 3

\$600.00

SON1C

(N)

Mileage Band 9-25, Fixed, per System

(N)

Zone 1

\$19900.00

SON1C

(N)

Zone 2

\$19900.00

SON1C

(N)

Zone 3

\$19900.00

SON1C

(N)

Mileage Band 9-25, Per Mile

(N)

Zone 1

\$600.00

SON1C

(N)

Zone 2

\$600.00

SON1C

(N)

Zone 3

\$600.00

SON1C

(N)

Mileage Band 26+, Fixed, per System

(N)

Zone 1

\$22000.00

SON1C

(N)

Zone 2

\$22000.00

SON1C

(N)

Zone 3

\$22000.00

SON1C

(N)

Mileage Band 26+, Per Mile

(N)

Zone 1

\$600.00

SON1C

(N)

Zone 2

\$600.00

SON1C

(N)

Zone 3

\$600.00

SON1C

(N)

EFFECTIVE: MAY 7, 2005

ACCESS SERVICE

(N)

23 – Metropolitan Statistical Area Access Services (Cont'd)

(N)

23.5 Rates and Charges (Cont'd)

(N)

23.5.1 BellSouth SWA Dedicated Transport (Cont'd)

(N)

(R) BellSouth SWA SONET Transport Components (Cont'd)

(N)

(7) SONET Interoffice Channel (Cont'd)

(N)

Transport Payment Plan Rates		
Plan A	Plan B	Plan C
12 to 36	37 to 60	61 to 96
<u>Months</u>	<u>Months</u>	<u>Months</u>
Per Month Rates		

(N)

(N)

(N)

(N)

(N)

(g) STS-1 service Interoffice Channel System

(N)

Mileage Band 0-8, Fixed, per System

(N)

Zone 1	\$975.00	\$775.00	\$625.00	SON1C	(N)
Zone 2	\$975.00	\$775.00	\$625.00	SON1C	(N)
Zone 3	\$975.00	\$775.00	\$625.00	SON1C	(N)

Mileage Band 0-8, per Mile

(N)

Zone 1	\$80.00	\$70.00	\$60.00	SON1C	(N)
Zone 2	\$80.00	\$70.00	\$60.00	SON1C	(N)
Zone 3	\$80.00	\$70.00	\$60.00	SON1C	(N)

Mileage Band 9-25, Fixed, per System

(N)

Zone 1	\$1125.00	\$925.00	\$775.00	SON1C	(N)
Zone 2	\$1125.00	\$925.00	\$775.00	SON1C	(N)
Zone 3	\$1125.00	\$925.00	\$775.00	SON1C	(N)

Mileage Band 9-25, per Mile

(N)

Zone 1	\$80.00	\$70.00	\$60.00	SON1C	(N)
Zone 2	\$80.00	\$70.00	\$60.00	SON1C	(N)
Zone 3	\$80.00	\$70.00	\$60.00	SON1C	(N)

Mileage Band 26+, Fixed, per System

(N)

Zone 1	\$1325.00	\$1125.00	\$925.00	SON1C	(N)
Zone 2	\$1325.00	\$1125.00	\$925.00	SON1C	(N)
Zone 3	\$1325.00	\$1125.00	\$925.00	SON1C	(N)

Mileage Band 26+, per Mile

(N)

Zone 1	\$80.00	\$70.00	\$60.00	SON1C	(N)
Zone 2	\$80.00	\$70.00	\$60.00	SON1C	(N)
Zone 3	\$80.00	\$70.00	\$60.00	SON1C	(N)

EFFECTIVE: MAY 7, 2005

ACCESS SERVICE

(N)

23 – Metropolitan Statistical Area Access Services (Cont'd)

(N)

23.5 Rates and Charges (Cont'd)

(N)

23.5.1 BellSouth SWA Dedicated Transport (Cont'd)

(N)

(R) BellSouth SWA SONET Transport Components (Cont'd)

(N)

(7) SONET Interoffice Channel (Cont'd)

(N)

Transport Payment Plan Rates		
Plan A	Plan B	Plan C
12 to 36	37 to 60	61 to 96
<u>Months</u>	<u>Months</u>	<u>Months</u>
Per Month Rates		

(N)

(N)

(N)

(N)

(N)

(h) OC-3 service Interoffice Channel System

(N)

Mileage Band 0-8, Fixed, per System

(N)

Zone 1	\$2100.00	\$2000.00	\$1790.00	SON1C	(N)
Zone 2	\$2100.00	\$2000.00	\$1790.00	SON1C	(N)
Zone 3	\$2100.00	\$2000.00	\$1790.00	SON1C	(N)

Mileage Band 0-8, per Mile

(N)

Zone 1	\$280.00	\$220.00	\$190.00	SON1C	(N)
Zone 2	\$280.00	\$220.00	\$190.00	SON1C	(N)
Zone 3	\$280.00	\$220.00	\$190.00	SON1C	(N)

Mileage Band 9-25, Fixed, per System

(N)

Zone 1	\$2100.00	\$2000.00	\$1790.00	SON1C	(N)
Zone 2	\$2100.00	\$2000.00	\$1790.00	SON1C	(N)
Zone 3	\$2100.00	\$2000.00	\$1790.00	SON1C	(N)

Mileage Band 9-25, per Mile

(N)

Zone 1	\$280.00	\$220.00	\$190.00	SON1C	(N)
Zone 2	\$280.00	\$220.00	\$190.00	SON1C	(N)
Zone 3	\$280.00	\$220.00	\$190.00	SON1C	(N)

Mileage Band 26+, Fixed, per System

(N)

Zone 1	\$2100.00	\$2000.00	\$1790.00	SON1C	(N)
Zone 2	\$2100.00	\$2000.00	\$1790.00	SON1C	(N)
Zone 3	\$2100.00	\$2000.00	\$1790.00	SON1C	(N)

Mileage Band 26+, per Mile

(N)

Zone 1	\$280.00	\$220.00	\$190.00	SON1C	(N)
Zone 2	\$280.00	\$220.00	\$190.00	SON1C	(N)
Zone 3	\$280.00	\$220.00	\$190.00	SON1C	(N)

EFFECTIVE: MAY 7, 2005

ACCESS SERVICE

(N)

23 – Metropolitan Statistical Area Access Services (Cont'd)

(N)

23.5 Rates and Charges (Cont'd)

(N)

23.5.1 BellSouth SWA Dedicated Transport (Cont'd)

(N)

(R) BellSouth SWA SONET Transport Components (Cont'd)

(N)

(7) SONET Interoffice Channel (Cont'd)

(N)

Transport Payment Plan Rates		
Plan A	Plan B	Plan C
12 to 36	37 to 60	61 to 96
<u>Months</u>	<u>Months</u>	<u>Months</u>
Per Month Rates		

(N)

(N)

(N)

(N)

(N)

(i) OC-12 service Interoffice Channel System

(N)

Mileage Band 0-8, Fixed, per System

(N)

Zone 1	\$3300.00	\$3000.00	\$2700.00	SON1C	(N)
Zone 2	\$3300.00	\$3000.00	\$2700.00	SON1C	(N)
Zone 3	\$3300.00	\$3000.00	\$2700.00	SON1C	(N)

Mileage Band 0-8, per Mile

(N)

Zone 1	\$320.00	\$290.00	\$260.00	SON1C	(N)
Zone 2	\$320.00	\$290.00	\$260.00	SON1C	(N)
Zone 3	\$320.00	\$290.00	\$260.00	SON1C	(N)

Mileage Band 9-25, Fixed, per System

(N)

Zone 1	\$4800.00	\$4500.00	\$4200.00	SON1C	(N)
Zone 2	\$4800.00	\$4500.00	\$4200.00	SON1C	(N)
Zone 3	\$4800.00	\$4500.00	\$4200.00	SON1C	(N)

Mileage Band 9-25, per Mile

(N)

Zone 1	\$320.00	\$290.00	\$260.00	SON1C	(N)
Zone 2	\$320.00	\$290.00	\$260.00	SON1C	(N)
Zone 3	\$320.00	\$290.00	\$260.00	SON1C	(N)

Mileage Band 26+, Fixed, per System

(N)

Zone 1	\$6500.00	\$6200.00	\$5900.00	SON1C	(N)
Zone 2	\$6500.00	\$6200.00	\$5900.00	SON1C	(N)
Zone 3	\$6500.00	\$6200.00	\$5900.00	SON1C	(N)

Mileage Band 26+, per Mile

(N)

Zone 1	\$320.00	\$290.00	\$260.00	SON1C	(N)
Zone 2	\$320.00	\$290.00	\$260.00	SON1C	(N)
Zone 3	\$320.00	\$290.00	\$260.00	SON1C	(N)

EFFECTIVE: MAY 7, 2005

ACCESS SERVICE

(N)

23 – Metropolitan Statistical Area Access Services (Cont'd)

(N)

23.5 Rates and Charges (Cont'd)

(N)

23.5.1 BellSouth SWA Dedicated Transport (Cont'd)

(N)

(R) BellSouth SWA SONET Transport Components (Cont'd)

(N)

(7) SONET Interoffice Channel (Cont'd)

(N)

Transport Payment Plan Rates		
Plan A	Plan B	Plan C
12 to 36	37 to 60	61 to 96
<u>Months</u>	<u>Months</u>	<u>Months</u>
Per Month Rates		

(N)

(N)

(N)

(N)

(N)

(j) OC-48 service Interoffice Channel System

(N)

Mileage Band 0-8, Fixed, per System

(N)

Zone 1	\$6500.00	\$5800.00	\$5200.00	SON1C	(N)
Zone 2	\$6500.00	\$5800.00	\$5200.00	SON1C	(N)
Zone 3	\$6500.00	\$5800.00	\$5200.00	SON1C	(N)

Mileage Band 0-8, per Mile

(N)

Zone 1	\$500.00	\$450.50	\$400.00	SON1C	(N)
Zone 2	\$500.00	\$450.50	\$400.00	SON1C	(N)
Zone 3	\$500.00	\$450.50	\$400.00	SON1C	(N)

Mileage Band 9-25, Fixed, per System

(N)

Zone 1	\$7300.00	\$6700.00	\$6100.00	SON1C	(N)
Zone 2	\$7300.00	\$6700.00	\$6100.00	SON1C	(N)
Zone 3	\$7300.00	\$6700.00	\$6100.00	SON1C	(N)

Mileage Band 9-25, per Mile

(N)

Zone 1	\$500.00	\$450.50	\$400.00	SON1C	(N)
Zone 2	\$500.00	\$450.50	\$400.00	SON1C	(N)
Zone 3	\$500.00	\$450.50	\$400.00	SON1C	(N)

Mileage Band 26+, Fixed, per System

(N)

Zone 1	\$8600.00	\$7900.00	\$7100.00	SON1C	(N)
Zone 2	\$8600.00	\$7900.00	\$7100.00	SON1C	(N)
Zone 3	\$8600.00	\$7900.00	\$7100.00	SON1C	(N)

Mileage Band 26+, per Mile

(N)

Zone 1	\$500.00	\$450.50	\$400.00	SON1C	(N)
Zone 2	\$500.00	\$450.50	\$400.00	SON1C	(N)
Zone 3	\$500.00	\$450.50	\$400.00	SON1C	(N)

EFFECTIVE: MAY 7, 2005

ACCESS SERVICE

(N)

23 – Metropolitan Statistical Area Access Services (Cont'd)

(N)

23.5 Rates and Charges (Cont'd)

(N)

23.5.1 BellSouth SWA Dedicated Transport (Cont'd)

(N)

(R) BellSouth SWA SONET Transport Components (Cont'd)

(N)

(7) SONET Interoffice Channel (Cont'd)

(N)

Transport Payment Plan Rates		
Plan A	Plan B	Plan C
12 to 36	37 to 60	61 to 96
Months	Months	Months
Per Month Rates		

USOC

(k) OC-192 service Interoffice Channel System

(N)

Mileage Band 0-8, Fixed, per System

(N)

Zone 1	\$16500.00	\$14800.00	\$13500.00	SON1C	(N)
Zone 2	\$16500.00	\$14800.00	\$13500.00	SON1C	(N)
Zone 3	\$16500.00	\$14800.00	\$13500.00	SON1C	(N)

Mileage Band 0-8, per Mile

(N)

Zone 1	\$500.00	\$450.00	\$400.00	SON1C	(N)
Zone 2	\$500.00	\$450.00	\$400.00	SON1C	(N)
Zone 3	\$500.00	\$450.00	\$400.00	SON1C	(N)

Mileage Band 9-25, Fixed, per System

(N)

Zone 1	\$16900.00	\$15200.00	\$13700.00	SON1C	(N)
Zone 2	\$16900.00	\$15200.00	\$13700.00	SON1C	(N)
Zone 3	\$16900.00	\$15200.00	\$13700.00	SON1C	(N)

Mileage Band 9-25, per Mile

(N)

Zone 1	\$500.00	\$450.00	\$400.00	SON1C	(N)
Zone 2	\$500.00	\$450.00	\$400.00	SON1C	(N)
Zone 3	\$500.00	\$450.00	\$400.00	SON1C	(N)

Mileage Band 26+, Fixed, per System

(N)

Zone 1	\$18700.00	\$16800.00	\$15100.00	SON1C	(N)
Zone 2	\$18700.00	\$16800.00	\$15100.00	SON1C	(N)
Zone 3	\$18700.00	\$16800.00	\$15100.00	SON1C	(N)

Mileage Band 26+, per Mile

(N)

Zone 1	\$500.00	\$450.00	\$400.00	SON1C	(N)
Zone 2	\$500.00	\$450.00	\$400.00	SON1C	(N)
Zone 3	\$500.00	\$450.00	\$400.00	SON1C	(N)

BELLSOUTH TELECOMMUNICATIONS, INC.  
 BY: Operations Manager - Pricing  
 29G57, 675 W. Peachtree St., N.E.  
 Atlanta, Georgia 30375  
 ISSUED: JUNE 16, 2005

TARIFF F.C.C. NO. 1  
 1ST REVISED PAGE 23-36.48  
 CANCELS ORIGINAL PAGE 23-36.48

EFFECTIVE: JULY 1, 2005

## ACCESS SERVICE

### 23 – Metropolitan Statistical Area Access Services (Cont'd)

#### 23.5 Rates and Charges (Cont'd)

##### 23.5.1 BellSouth SWA Dedicated Transport (Cont'd)

##### (R) BellSouth SWA SONET Transport Components (Cont'd)

- (8) DS1 and DS3 Interfaces for Connecting DS1 and DS3 Switched Service to Synchronous LightGate service (a.k.a BellSouth SPA Point to Point Network) via a Shared Use Arrangement

##### (a) DS1 and DS3 Interfaces

	<u>Non- Recurring Charge</u>	<u>Month to Month</u>	<u>USOC</u>	
Per DS1 COCI	\$170.00	\$22.50	HC710	
Per DS1 CUCI	\$170.00	\$22.50	HC71C	
Per DS3 COCI	\$180.00	\$108.00	HC730	
Per DS3 CUCI	\$180.00	\$108.00	HC73C	
Per Flex DS1 <sup>1</sup> COCI	\$170.00	\$22.50	HC7F0	(N)
Per Flex DS1 <sup>1</sup> CUCI	\$170.00	\$22.50	HC7FC	(N)

<u>Transport Payment Plan Rates</u>				
	<u>Plan A</u>	<u>Plan B</u>	<u>Plan C</u>	
	<u>12 to 26</u>	<u>37 to 60</u>	<u>61 to 96</u>	
	<u>Months</u>	<u>Months</u>	<u>Months</u>	<u>USOC</u>
	<u>Per Month Rates</u>			
Per DS1 COCI	\$ 19.00	\$16.00	\$14.00	HC710
Per DS1 CUCI	\$ 19.00	\$16.00	\$14.00	HC71C
Per DS3 COCI	\$ 66.00	\$66.00	\$66.00	HC730
Per DS3 CUCI	\$ 66.00	\$66.00	\$66.00	HC73C
Per Flex DS1 <sup>1</sup> COCI	\$ 19.00	\$16.00	\$14.00	HC7F0 (N)
Per Flex DS1 <sup>1</sup> CUCI	\$ 19.00	\$16.00	\$14.00	HC7FC (N)

Note 1: The Flex DS1 interface is for use when a DS1 Switched Service connects to LightGate service (a.k.a. BellSouth SPA Point to Point Network) that has Flex DS1 functionality. (N)  
 (N)  
 (N)

EFFECTIVE: JULY 1, 2005

ACCESS SERVICE

(N)

23 – Metropolitan Statistical Area Access Services (Cont'd)

(N)

23.5 Rates and Charges (Cont'd)

(N)

23.5.1 BellSouth SWA Dedicated Transport (Cont'd)

(N)

(S) BellSouth Wavelength SWA Dedicated Ring Service Components

(N)

	<u>Recurring Charges</u>		
	Month		
	to		
	<u>Month</u>	<u>USOC</u>	
(1) Primary System <sup>1</sup>			(N)
- Per Primary System	\$6,750.00	WDHPS	(N)
(2) Expansion System <sup>2</sup>			(N)
- Per Expansion System	3,000.00	WDHES	(N)
(3) Wavelength Channel			(N)
(a) Bit Rate Specific, Per Wavelength Channel			(N)
- OC-3, OC-3+, OC-12, OC-48 or	12,500.00	WDH DU	(N)
OC-48+, unprotected			(N)
- OC-192 or OC-192+, unprotected	20,000.00	WDH DU	(N)
- OC-3 WaveGate	17,700.00	WDH DW	(N)
- OC-12 WaveGate	18,060.00	WDH DW	(N)
- OC-48 WaveGate	23,650.00	WDH DW	(N)
- OC-192 WaveGate	40,000.00	WDH DW	(N)
(4) Regeneration Node			(N)
- Per Regeneration Node	6,750.00	WDH RS	(N)
(5) Amplification			(N)
- Per Ring Segment Requiring			(N)
Amplification	3,000.00	WDH NA	(N)

Note 1: Two Primary System service components apply, per Node Location, on a ring as described in 29.3.2 following. (N)

Note 2: Two Expansion System service components apply per Node Location, per 8 incremental activated wavelengths on a ring, as described in 29.3.2 following. Applies for wavelength activations above the Primary System capacity. (N)



EFFECTIVE: JULY 1, 2005

ACCESS SERVICE

(N)

23 – Metropolitan Statistical Area Access Services (Cont'd)

(N)

23.5 Rates and Charges (Cont'd)

(N)

23.5.1 BellSouth SWA Dedicated Transport (Cont'd)

(N)

(S) BellSouth Wavelength SWA Dedicated Ring Service Components (Cont'd)

(N)

Transport Payment Plan					(N)
Recurring Charges					(N)
Plan A	Plan B	Plan C			(N)
12-36	37-60	61-96			(N)
Months	Months	Months	USOC		(N)
(6) Primary System <sup>1</sup>					(N)
(a) Per Primary System	\$4,500.00	\$3,700.00	\$3,000.00	WDHPS	(N)
(7) Expansion System <sup>2</sup>					(N)
(a) Per Expansion System	2,750.00	1,875.00	1,500.00	WDHES	(N)
(8) Wavelengths Channel					(N)
(a) Bit Rate Specific, Per Wavelength Channel					(N)
1 – 7 Wavelength Channels					(N)
- OC-3, OC-3+, OC-12, OC-48 or OC-48+, unprotected	8,500.00	7,200.00	6,100.00	WDH DU	(N)
- OC-192 or OC-192+, unprotected	14,700.00	12,500.00	10,600.00	WDH DU	(N)
- OC-3 WaveGate	13,545.00	12,125.00	11,310.00	WDH DW	(N)
- OC-12 WaveGate	14,180.00	13,350.00	12,535.00	WDH DW	(N)
- OC-48 WaveGate	18,630.00	16,300.00	15,700.00	WDH DW	(N)
- OC-192 WaveGate	28,375.00	26,650.00	24,700.00	WDH DW	(N)
8 – 15 Wavelength Channels					(N)
- OC-3, OC-3+, OC-12, OC-48 or OC-48+, unprotected	8,075.00	6,840.00	5,795.00	WDH DU	(N)
- OC-192 or OC-192+, unprotected	13,965.00	11,875.00	10,070.00	WDH DU	(N)
- OC-3 WaveGate	12,868.00	11,519.00	10,745.00	WDH DW	(N)
- OC-12 WaveGate	13,471.00	12,683.00	11,908.00	WDH DW	(N)
- OC-48 WaveGate	17,699.00	15,485.00	14,915.00	WDH DW	(N)
- OC-192 WaveGate	26,956.00	25,318.00	23,465.00	WDH DW	(N)
Note 1: Two Primary System service components apply, per Node Location, on a ring as described in 29.3.2 following.					(N)
Note 2: Two Expansion System service components apply per Node Location, per 8 incremental activated wavelengths on a ring, as described in 29.3.2 following. Applies for wavelength activations above the Primary System capacity.					(N)

EFFECTIVE: JULY 1, 2005

ACCESS SERVICE				(N)
23 – Metropolitan Statistical Area Access Services (Cont'd)				(N)
23.5 <u>Rates and Charges</u> (Cont'd)				(N)
23.5.1 <u>BellSouth SWA Dedicated Transport</u> (Cont'd)				(N)
(S) <u>BellSouth Wavelength SWA Dedicated Ring Service Components</u> (Cont'd)				(N)
Transport Payment Plan				(N)
Recurring Charges				(N)
Plan A	Plan B	Plan C		(N)
12-36	37-60	61-96		(N)
<u>Months</u>	<u>Months</u>	<u>Months</u>	<u>USOC</u>	(N)
(8) Wavelengths Channel (Cont'd)				(N)
(a) Bit Rate Specific, Per Wavelength Channel (Cont'd)				(N)
16 – 23 Wavelength Channels				(N)
- OC-3, OC-3+, OC-12, OC-48	\$7,650.00	\$6,480.00	\$5,490.00	WDH DU (N)
or OC-48+, unprotected				(N)
- OC-192 or OC-192+,	13,230.00	11,250.00	9,540.00	WDH DU (N)
unprotected				(N)
- OC-3 WaveGate	12,191.00	10,913.00	10,179.00	WDH DW (N)
- OC-12 WaveGate	12,762.00	12,015.00	11,282.00	WDH DW (N)
- OC-48 WaveGate	16,767.00	14,670.00	14,130.00	WDH DW (N)
- OC-192 WaveGate	25,538.00	23,985.00	22,230.00	WDH DW (N)
24 – 31 Wavelength Channels				(N)
- OC-3, OC-3+, OC-12, OC-48	7,225.00	6,120.00	5,185.00	WDH DU (N)
or OC-48+, unprotected				(N)
- OC-192 or OC-192+,	12,495.00	10,625.00	9,010.00	WDH DU (N)
unprotected				(N)
- OC-3 WaveGate	11,513.00	10,306.00	9,614.00	WDH DW (N)
- OC-12 WaveGate	12,053.00	11,348.00	10,655.00	WDH DW (N)
- OC-48 WaveGate	15,836.00	13,855.00	13,345.00	WDH DW (N)
- OC-192 WaveGate	24,119.00	22,653.00	20,995.00	WDH DW (N)
32 and over Wavelength Channels				(N)
-OC-3, OC-3+, OC-12, OC-48	6,800.00	5,760.00	4,880.00	WDH DU (N)
or OC-48+, unprotected				(N)
-OC-192 or OC-192+,	11,760.00	10,000.00	8,480.00	WDH DU (N)
unprotected				(N)
- OC-3 WaveGate	10,836.00	9,700.00	9,048.00	WDH DW (N)
- OC-12 WaveGate	11,344.00	10,680.00	10,028.00	WDH DW (N)
- OC-48 WaveGate	14,904.00	13,040.00	12,560.00	WDH DW (N)
- OC-192 WaveGate	22,700.00	21,320.00	19,760.00	WDH DW (N)
(9) Regeneration Node				(N)
- Per Regeneration Node	4,500.00	3,700.00	3,000.00	WDH RS (N)
(10) Amplification				(N)
- Per Ring Segment Requiring				(N)
Amplification System	2,500.00	2,250.00	1,900.00	WDH NA (N)

BELLSOUTH TELECOMMUNICATIONS, INC.  
 BY: Operations Manager - Pricing  
 29G57, 675 W. Peachtree St., N.E.  
 Atlanta, Georgia 30375  
 ISSUED: JUNE 16, 2005

TARIFF F.C.C. NO. 1  
 ORIGINAL PAGE 23-36.52

EFFECTIVE: JULY 1, 2005

ACCESS SERVICE				(N)
23 – Metropolitan Statistical Area Access Services (Cont'd)				(N)
23.5 <u>Rates and Charges</u> (Cont'd)				(N)
23.5.1 <u>BellSouth SWA Dedicated Transport</u> (Cont'd)				(N)
(T) <u>BellSouth Wavelength SWA Channel Service Components</u>				(N)
(1) Dedicated System, Per Dedicated System				(N)
(a) Dedicated System	<u>NRC</u>	<u>Month to Month</u>	<u>USOC</u>	(N)
				(N)
	-Dedicated System 1	\$2,500.00	\$12,070.00	WDFS1
	-Dedicated System 2	3,000.00	14,105.00	WDFS2
	-Dedicated System 3	4,000.00	15,600.00	WDFS3
	-Dedicated System 4	5,000.00	24,925.00	WDFS4
Transport Payment Plan				(N)
<u>Recurring Charges</u>				(N)
(b) Dedicated System	<u>Plan A</u>	<u>Plan B</u>	<u>Plan C</u>	(N)
	12-36	37-60	61-96	(N)
	<u>Months</u>	<u>Months</u>	<u>Months</u>	(N)
			<u>USOC</u>	(N)
				(N)
	-Dedicated System 1	\$9,285.00	\$8,075.00	\$7,020.00
	-Dedicated System 2	10,850.00	9,500.00	7,800.00
	-Dedicated System 3	12,000.00	10,350.00	9,000.00
	-Dedicated System 4	19,175.00	16,675.00	14,500.00
				WDFS1
				WDFS2
				WDFS3
				WDFS4

BELLSOUTH TELECOMMUNICATIONS, INC.  
 BY: Operations Manager - Pricing  
 29657, 675 W. Peachtree St., N.E.  
 Atlanta, Georgia 30375  
 ISSUED: JUNE 16, 2005

TARIFF F.C.C. NO. 1  
 ORIGINAL PAGE 23-36.53

EFFECTIVE: JULY 1, 2005

ACCESS SERVICE

23 – Metropolitan Statistical Area Access Services (Cont'd)

23.5 Rates and Charges (Cont'd)

23.5.1 BellSouth SWA Dedicated Transport (Cont'd)

(T) BellSouth Wavelength SWA Channel Service Components (Cont'd)

(2) Dedicated System Wavelength Channel

(a) Bit Rate Specific, Per Dedicated System Wavelength Channel

	<u>NRC</u>	<u>Month to Month</u>	<u>USOC</u>	
- OC-3, OC-12 or OC-48, unprotected	\$2,500.00	\$12,500.00	WDFDU	(N)
- OC-192, unprotected	3,000.00	20,000.00	WDFDU	(N)
- OC-3 WaveGate	3,000.00	17,700.00	WDFDW	(N)
- OC-12 WaveGate	3,500.00	18,060.00	WDFDW	(N)
- OC-48 WaveGate	4,000.00	25,650.00	WDFDW	(N)
- OC-192 WaveGate	5,000.00	40,000.00	WDFDW	(N)

Transport Payment Plan  
Recurring Charges

<u>Plan A</u>	<u>Plan B</u>	<u>Plan C</u>	
<u>12-36</u>	<u>37-60</u>	<u>61-96</u>	
<u>Months</u>	<u>Months</u>	<u>Months</u>	<u>USOC</u>

1 – 3 Dedicated System Wavelength Channel Category

- OC-3, OC-12 or OC-48, unprotected	\$9,775.00	\$8,280.00	\$7,015.00	WDFDU	(N)
- OC-192, unprotected	16,905.00	14,375.00	12,190.00	WDFDU	(N)
- OC-3 WaveGate	15,576.75	13,943.75	13,006.50	WDFDW	(N)
- OC-12 WaveGate	16,307.00	15,352.50	14,415.25	WDFDW	(N)
- OC-48 WaveGate	21,424.50	18,745.00	18,055.00	WDFDW	(N)
- OC-192 WaveGate	32,631.25	30,647.50	28,405.00	WDFDW	(N)

BELLSOUTH TELECOMMUNICATIONS, INC.  
 BY: Operations Manager - Pricing  
 29G57, 675 W. Peachtree St., N.E.  
 Atlanta, Georgia 30375  
 ISSUED: JUNE 16, 2005

TARIFF F.C.C. NO. 1  
 ORIGINAL PAGE 23-36.54

EFFECTIVE: JULY 1, 2005

ACCESS SERVICE				(N)
23 – Metropolitan Statistical Area Access Services (Cont'd)				(N)
23.5 <u>Rates and Charges</u> (Cont'd)				(N)
23.5.1 <u>BellSouth SWA Dedicated Transport</u> (Cont'd)				(N)
(T) <u>BellSouth Wavelength SWA Channel Service Components</u> (Cont'd)				(N)
(2) Dedicated System Wavelength Channel (Cont'd)				(N)
(a) Bit Rate Specific, Per Dedicated System Wavelength Channel (Cont'd)				(N)
Transport Payment Plan				(N)
<u>Recurring Charges</u>				(N)
Plan A	Plan B	Plan C		(N)
12-36	37-60	61-96		(N)
<u>Months</u>	<u>Months</u>	<u>Months</u>	<u>USOC</u>	(N)
4 - 7 Dedicated System Wavelength Channel Category				(N)
- OC-3, OC-12 or OC-48, unprotected	\$8,500.00	\$7,200.00	\$6,100.00	WDFDU (N)
- OC-192, unprotected	14,700.00	12,500.00	10,600.00	WDFDU (N)
- OC-3 WaveGate	13,545.00	12,125.00	11,310.00	WDFDW (N)
- OC-12 WaveGate	14,180.00	13,350.00	12,535.00	WDFDW (N)
- OC-48 WaveGate	18,630.00	16,300.00	15,700.00	WDFDW (N)
- OC-192 WaveGate	28,375.00	26,650.00	24,700.00	WDFDW (N)
8 - 15 Dedicated System Wavelength Channel Category				(N)
- OC-3, OC-12 or OC-48, unprotected	8,075.00	6,840.00	5,795.00	WDFDU (N)
- OC-192, unprotected	13,965.00	11,875.00	10,070.00	WDFDU (N)
- OC-3 WaveGate	12,868.00	11,519.00	10,745.00	WDFDW (N)
- OC-12 WaveGate	13,471.00	12,683.00	11,908.00	WDFDW (N)
- OC-48 WaveGate	17,699.00	15,485.00	14,915.00	WDFDW (N)
- OC-192 WaveGate	26,956.00	25,318.00	23,465.00	WDFDW (N)

EFFECTIVE: JULY 1, 2005

ACCESS SERVICE					(N)
23 – Metropolitan Statistical Area Access Services (Cont'd)					(N)
23.5 <u>Rates and Charges</u> (Cont'd)					(N)
23.5.1 <u>BellSouth SWA Dedicated Transport</u> (Cont'd)					(N)
(T) <u>BellSouth Wavelength SWA Channel Service Components</u> (Cont'd)					(N)
(2) Dedicated System Wavelength Channel (Cont'd)					(N)
(a) Bit Rate Specific, Per Dedicated System Wavelength Channel (Cont'd)					(N)
Transport Payment Plan					(N)
<u>Recurring Charges</u>					(N)
Plan A		Plan B	Plan C		(N)
12-36		37-60	61-96		(N)
<u>Months</u>		<u>Months</u>	<u>Months</u>	<u>USOC</u>	(N)
16 - 23 Dedicated System Wavelength Channel Category					(N)
- OC-3, OC-12 or OC-48, unprotected	\$7,650.00	\$6,480.00	\$5,490.00	WDFDU	(N)
- OC-192, unprotected	13,230.00	11,250.00	9,540.00	WDFDU	(N)
- OC-3 WaveGate	12,191.00	10,913.00	10,179.00	WDFDW	(N)
- OC-12 WaveGate	12,762.00	12,015.00	11,282.00	WDFDW	(N)
- OC-48 WaveGate	16,767.00	14,670.00	14,130.00	WDFDW	(N)
- OC-192 WaveGate	25,538.00	23,985.00	22,230.00	WDFDW	(N)
24 - 31 Dedicated System Wavelength Channel Category					(N)
- OC-3, OC-12 or OC-48, unprotected	7,225.00	6,120.00	5,185.00	WDFDU	(N)
- OC-192, unprotected	12,495.00	10,625.00	9,010.00	WDFDU	(N)
- OC-3 WaveGate	11,513.00	10,306.00	9,614.00	WDFDW	(N)
- OC-12 WaveGate	12,053.00	11,348.00	10,655.00	WDFDW	(N)
- OC-48 WaveGate	15,836.00	13,855.00	13,345.00	WDFDW	(N)
- OC-192 WaveGate	24,119.00	22,653.00	20,995.00	WDFDW	(N)

BELLSOUTH TELECOMMUNICATIONS, INC.  
BY: Operations Manager - Pricing  
29G57, 675 W. Peachtree St., N.E.  
Atlanta, Georgia 30375  
ISSUED: JUNE 16, 2005

TARIFF F.C.C. NO. 1  
ORIGINAL PAGE 23-36.56

EFFECTIVE: JULY 1, 2005

ACCESS SERVICE					(N)
23 – Metropolitan Statistical Area Access Services (Cont'd)					(N)
23.5 <u>Rates and Charges</u> (Cont'd)					(N)
23.5.1 <u>BellSouth SWA Dedicated Transport</u> (Cont'd)					(N)
(T) <u>BellSouth Wavelength SWA Channel Service Components</u> (Cont'd)					(N)
(2) Dedicated System Wavelength Channel (Cont'd)					(N)
(a) Bit Rate Specific, Per Dedicated System Wavelength Channel (Cont'd)					(N)
Transport Payment Plan					(N)
<u>Recurring Charges</u>					(N)
Plan A Plan B Plan C					(N)
12-36 37-60 61-96					(N)
<u>Months Months Months</u>					(N)
					<u>USOC</u>
32 and Over Dedicated System Wavelength Channel Category					(N)
-OC-3, OC-12, OC-48, unprotected	\$6,800.00	\$5,760.00	\$4,880.00	WDFDU	(N)
- OC-192, unprotected	11,760.00	10,000.00	8,480.00	WDFDU	(N)
- OC-3 WaveGate Channel	10,836.00	9,700.00	9,048.00	WDFDW	(N)
- OC-12 WaveGate Channel	11,344.00	10,680.00	10,028.00	WDFDW	(N)
- OC-48 WaveGate Channel	14,904.00	13,040.00	12,560.00	WDFDW	(N)
- OC-192 WaveGate Channel	22,700.00	21,320.00	19,760.00	WDFDW	(N)

EFFECTIVE: JULY 1, 2005

ACCESS SERVICE					(N)
23 – Metropolitan Statistical Area Access Services (Cont'd)					(N)
23.5 <u>Rates and Charges</u> (Cont'd)					(N)
23.5.1 <u>BellSouth SWA Dedicated Transport</u> (Cont'd)					(N)
(T) <u>BellSouth Wavelength SWA Channel Service Components</u> (Cont'd)					(N)
(3) BellSouth Wavelength Channel Service Interoffice Channel					(N)
	<u>NRC</u>	<u>Month to</u>	<u>USOC</u>		(N)
		<u>Month</u>			(N)
(a) Bit Rate Specific, Per Interoffice Channel					(N)
- OC-3, OC-12 or OC-48, unprotected	\$750.00	\$2,700.00	WDFC2		(N)
- OC-192, unprotected	1,000.00	6,300.00	WDFC2		(N)
- OC-3 WaveGate	3,000.00	17,700.00	WDFCW		(N)
- OC-12 WaveGate	3,500.00	18,060.00	WDFCW		(N)
- OC-48 WaveGate	4,000.00	25,650.00	WDFCW		(N)
- OC-192 WaveGate	5,000.00	40,000.00	WDFCW		(N)
Transport Payment Plan					(N)
<u>Recurring Charges</u>					(N)
	<u>Plan A</u>	<u>Plan B</u>	<u>Plan C</u>		(N)
	<u>12-36</u>	<u>37-60</u>	<u>61-96</u>		(N)
	<u>Months</u>	<u>Months</u>	<u>Months</u>	<u>USOC</u>	(N)
1 – 3 Interoffice Channel Category					(N)
- OC-3, OC-12 or OC-48, unprotected	\$2,220.00	\$1,932.00	\$1,680.00	WDFC2	(N)
- OC-192, unprotected	4,590.00	3,830.00	3,060.00	WDFC2	(N)
- OC-3 WaveGate	15,576.75	13,943.75	13,006.50	WDFCW	(N)
- OC-12 WaveGate	16,307.00	15,352.50	14,415.25	WDFCW	(N)
- OC-48 WaveGate	21,424.50	18,745.00	18,055.00	WDFCW	(N)
- OC-192 WaveGate	32,631.25	30,647.50	28,405.00	WDFCW	(N)



BELLSOUTH TELECOMMUNICATIONS, INC.  
 BY: Operations Manager - Pricing  
 29G57, 675 W. Peachtree St., N.E.  
 Atlanta, Georgia 30375  
 ISSUED: JUNE 16, 2005

TARIFF F.C.C. NO. 1  
 ORIGINAL PAGE 23-36.58

EFFECTIVE: JULY 1, 2005

ACCESS SERVICE					(N)
23 – Metropolitan Statistical Area Access Services (Cont'd)					(N)
23.5 <u>Rates and Charges</u> (Cont'd)					(N)
23.5.1 <u>BellSouth SWA Dedicated Transport</u> (Cont'd)					(N)
(T) <u>BellSouth Wavelength SWA Channel Service Components</u> (Cont'd)					(N)
(3) BellSouth Wavelength Channel Service Interoffice Channel (Cont'd)					(N)
(a) Bit Rate Specific, Per Interoffice Channel (Cont'd)					(N)
Transport Payment Plan					(N)
<u>Recurring Charges</u>					(N)
	Plan A	Plan B	Plan C		(N)
	12-36	37-60	61-96		(N)
	<u>Months</u>	<u>Months</u>	<u>Months</u>	<u>USOC</u>	(N)
4 – 7 Interoffice Channel Category					(N)
- OC-3, OC-12 or OC-48, unprotected	\$2,220.00	\$1,932.00	\$1,680.00	WDFC2	(N)
- OC-192, unprotected	4,590.00	3,830.00	3,060.00	WDFC2	(N)
- OC-3 WaveGate	13,545.00	12,125.00	11,310.00	WDFCW	(N)
- OC-12 WaveGate	14,180.00	13,350.00	12,535.00	WDFCW	(N)
- OC-48 WaveGate	18,630.00	16,300.00	15,700.00	WDFCW	(N)
- OC-192 WaveGate	28,375.00	26,650.00	24,700.00	WDFCW	(N)
8 – 15 Interoffice Channel Category					(N)
- OC-3, OC-12 or OC-48, unprotected	2,220.00	1,932.00	1,680.00	WDFC2	(N)
- OC-192, unprotected	4,590.00	3,830.00	3,060.00	WDFC2	(N)
- OC-3 WaveGate	12,868.00	11,519.00	10,745.00	WDFCW	(N)
- OC-12 WaveGate	13,471.00	12,683.00	11,908.00	WDFCW	(N)
- OC-48 WaveGate	17,699.00	15,485.00	14,915.00	WDFCW	(N)
- OC-192 WaveGate	26,956.00	25,318.00	23,465.00	WDFCW	(N)

BELLSOUTH TELECOMMUNICATIONS, INC.  
 BY: Operations Manager - Pricing  
 29G57, 675 W. Peachtree St., N.E.  
 Atlanta, Georgia 30375  
 ISSUED: JUNE 16, 2005

TARIFF F.C.C. NO. 1  
 ORIGINAL PAGE 23-36.59

EFFECTIVE: JULY 1, 2005

ACCESS SERVICE					(N)
23 – Metropolitan Statistical Area Access Services (Cont'd)					(N)
23.5 <u>Rates and Charges</u> (Cont'd)					(N)
23.5.1 <u>BellSouth SWA Dedicated Transport</u> (Cont'd)					(N)
(T) <u>BellSouth Wavelength SWA Channel Service Components</u> (Cont'd)					(N)
(3) BellSouth Wavelength Channel Service Interoffice Channel (Cont'd)					(N)
(a) Bit Rate Specific, Per Interoffice Channel (Cont'd)					(N)
Transport Payment Plan					(N)
<u>Recurring Charges</u>					(N)
	Plan A	Plan B	Plan C		(N)
	12-36	37-60	61-96		(N)
	<u>Months</u>	<u>Months</u>	<u>Months</u>	<u>USOC</u>	(N)
16 - 23 Interoffice Channel Category					(N)
- OC-3, OC-12 or OC-48, unprotected	\$1,830.00	\$1,635.00	\$1,460.00	WDFC2	(N)
- OC-192, unprotected	3,780.00	3,150.00	2,520.00	WDFC2	(N)
- OC-3 WaveGate	12,191.00	10,913.00	10,179.00	WDFCW	(N)
- OC-12 WaveGate	12,762.00	12,015.00	11,282.00	WDFCW	(N)
- OC-48 WaveGate	16,767.00	14,670.00	14,130.00	WDFCW	(N)
- OC-192 WaveGate	25,538.00	23,985.00	22,230.00	WDFCW	(N)
24 - 31 Interoffice Channel Category					(N)
- OC-3, OC-12 or OC-48, unprotected	1,830.00	1,635.00	1,460.00	WDFC2	(N)
- OC-192, unprotected	3,780.00	3,150.00	2,520.00	WDFC2	(N)
- OC-3 WaveGate	11,513.00	10,306.00	9,614.00	WDFCW	(N)
- OC-12 WaveGate	12,053.00	11,348.00	10,655.00	WDFCW	(N)
- OC-48 WaveGate	15,836.00	13,855.00	13,345.00	WDFCW	(N)
- OC-192 WaveGate	24,119.00	22,653.00	20,995.00	WDFCW	(N)

BELLSOUTH TELECOMMUNICATIONS, INC.  
BY: Operations Manager - Pricing  
29G57, 675 W. Peachtree St., N.E.  
Atlanta, Georgia 30375  
ISSUED: JUNE 16, 2005

TARIFF F.C.C. NO. 1  
ORIGINAL PAGE 23-36.60

EFFECTIVE: JULY 1, 2005

ACCESS SERVICE					(N)
23 – Metropolitan Statistical Area Access Services (Cont'd)					(N)
23.5 <u>Rates and Charges</u> (Cont'd)					(N)
23.5.1 <u>BellSouth SWA Dedicated Transport</u> (Cont'd)					(N)
(T) <u>BellSouth Wavelength SWA Channel Service Components</u> (Cont'd)					(N)
(3) BellSouth Wavelength Channel Service Interoffice Channel (Cont'd)					(N)
(a) Bit Rate Specific, Per Interoffice Channel (Cont'd)					(N)
Transport Payment Plan					(N)
<u>Recurring Charges</u>					(N)
Plan A Plan B Plan C					(N)
12-36 37-60 61-96					(N)
<u>Months</u> <u>Months</u> <u>Months</u> <u>USOC</u>					(N)
32 and Over Interoffice Channel Category					(N)
- OC-3, OC-12 or OC-48, unprotected	\$1,830.00	\$1,635.00	\$1,460.00	WDFC2	(N)
- OC-192, unprotected	3,780.00	3,150.00	2,520.00	WDFC2	(N)
- OC-3 WaveGate	10,836.00	9,700.00	9,048.00	WDFCW	(N)
- OC-12 WaveGate	11,344.00	10,680.00	10,028.00	WDFCW	(N)
- OC-48 WaveGate	14,904.00	13,040.00	12,560.00	WDFCW	(N)
- OC-192 WaveGate	22,700.00	21,320.00	19,760.00	WDFCW	(N)

BELLSOUTH TELECOMMUNICATIONS, INC.  
 BY: Operations Manager - Pricing  
 29G57, 675 W. Peachtree St., N.E.  
 Atlanta, Georgia 30375  
 ISSUED: MARCH 19, 2004

TARIFF F.C.C. NO. 1  
 1ST REVISED PAGE 23-37  
 CANCELS ORIGINAL PAGE 23-37  
 EFFECTIVE: MARCH 20, 2004

# ACCESS SERVICE

## 23 - Metropolitan Statistical Area Access Services (Cont'd)

### 23.5 Rates and Charges (Cont'd)

#### 23.5.2 BellSouth SPA Service

##### 23.5.2.1 Metallic (a.k.a. BellSouth SPA Metallic) Service

### ALL STATES

	<u>USOC</u>	<u>Monthly Rates</u>	<u>Nonrecurring Charges</u> <u>First Service Installed</u>	<u>Additional Service Installed</u>
(A) Local Channel - Per Local Channel	T6ECS	\$37.50(I)	\$287.03	\$109.05

#### (B) Interoffice Channel

<u>Mileage Bands</u>	<u>USOC</u>	<u>Monthly Rates</u>		<u>Nonrecurring Charges</u>
		<u>Fixed</u>	<u>Per Mile</u>	
0	1L5XX	None	None	None
Over 0 to 4	1L5XX	\$ 0	\$11.90	\$84.28
Over 4 to 8	1L5XX	\$ 0	\$11.90	\$84.28
Over 8 to 25	1L5XX	\$ 0	\$11.90	\$84.28
Over 25 to 50	1L5XX	\$ 0	\$11.90	\$84.28
Over 50	1L5XX	\$ 0	\$11.90	\$84.28

EFFECTIVE: JANUARY 23, 2001

ACCESS SERVICE

(N)

23 - Metropolitan Statistical Area Access Services (Cont'd)

(N)

23.5 Rates and Charges (Cont'd)

(N)

23.5.2 BellSouth SPA Service (Cont'd)

(N)

23.5.2.1 Metallic (a.k.a. BellSouth SPA Metallic) Service (Cont'd)

(N)

ALL STATES

(N)

	<u>USOC</u>	<u>Monthly Rates</u>	<u>Nonrecurring Charges</u>	(N)
(C) Optional Features and Functions				(N)
(1) Bridging				(N)
(a) Three Premises Bridging				(N)
- Per port	BCNM3	\$ *	\$14.58	(N)
(b) Series Bridging				(N)
- Per port	BCNMS	\$ *	\$14.58	(N)
(D) Manual Update NCI Code				(N)
- Per circuit rolled over from 1.544 Mbps to 44.736 Mbps High Capacity Service	RDG	None	\$104.98	(N)
(E) Mechanized NCI Code Update				(N)
- Per circuit per tape	NRBU1	None	\$51.96	(N)
- Processing charge per tape file run	NRBU2	None	\$861.46	(N)
(F) Shared Network Arrangement				(N)
- Coordination Charge Per Arrangement	NRBSN	None	\$69.21	(N)
- Processing Charge Per Service Order	ORC	None	\$ 6.53	(N)

\*Service Provided Upon Request (SPUR) in all nine states.

(N)

EFFECTIVE: JANUARY 23, 2001

ACCESS SERVICE

23 - Metropolitan Statistical Area Access Services (Cont'd)

23.5 Rates and Charges (Cont'd)

23.5.2 BellSouth SPA Service (Cont'd)

23.5.2.2 Telegraph Grade (a.k.a. BellSouth SPA Telegraph) Service

ALL STATES

		<u>Nonrecurring Charges</u>			
		<u>USOC</u>	<u>Monthly Rates</u>	<u>First Service Installed</u>	<u>Additional Service Installed</u>
(A) Local Channel					
- Per Local Channel					
- Two-Wire		T6E2X	\$40.00	\$294.50	\$114.54
- Four-Wire		T6E4X	\$55.00	\$299.66	\$118.35
(B) Interoffice Channel					
<u>Mileage Bands</u>		<u>USOC</u>	<u>Monthly Rates</u>		<u>Nonrecurring Charges</u>
			<u>Fixed</u>	<u>Per Mile</u>	
0		1L5XX	None	None	None
Over 0 to 4		1L5XX	\$ 0	\$4.71	\$83.02
Over 4 to 8		1L5XX	\$ 2.48	\$4.71	\$83.02
Over 8 to 25		1L5XX	\$ 4.95	\$4.71	\$83.02
Over 25 to 50		1L5XX	\$ 7.44	\$4.71	\$83.02
Over 50		1L5XX	\$ 9.92	\$4.71	\$83.02
(C) Optional Features and Functions					
		<u>USOC</u>	<u>Monthly Rates</u>	<u>Nonrecurring Charges</u>	
(1) Telegraph Bridging					
- Per port					
- Two-Wire		BCNT2	\$1.40	\$12.12	
- Four-Wire		BCNT4	\$1.40	\$12.12	

\*\*\*\*\*

BELLSOUTH TELECOMMUNICATIONS, INC.  
 BY: Operations Manager - Pricing  
 29657, 675 W. Peachtree St., N.E.  
 Atlanta, Georgia 30375  
 ISSUED: JANUARY 22, 2001

TARIFF F.C.C. NO. 1  
 ORIGINAL PAGE 23-40

EFFECTIVE: JANUARY 23, 2001

ACCESS SERVICE

(N)

23 - Metropolitan Statistical Area Access Services (Cont'd)

(N)

23.5 Rates and Charges (Cont'd)

(N)

23.5.2 BellSouth SPA Service (Cont'd)

(N)

23.5.2.2 Telegraph Grade (a.k.a. BellSouth SPA Telegraph) Service (Cont'd)

(N)

ALL STATES

(N)

	<u>USOC</u>	<u>Monthly Rates</u>	<u>Nonrecurring Charges</u>	(N)
				(N)
(D) Manual Update NCI Code				(N)
- Per circuit rolled				(N)
over from 1.544 Mbps				(N)
to 44.736 Mbps High				(N)
Capacity (a.k.a.				(N)
BellSouth SPA High				(N)
Capacity) Service	RDG	None	\$104.98	(N)
(E) Mechanized NCI				(N)
Code Update				(N)
- Per circuit per tape	NRBU1	None	\$51.96	(N)
- Processing charge				(N)
per tape file run	NRBU2	None	\$861.46	(N)
(F) Shared Network Arrangement				(N)
- Coordination Charge				(N)
Per Arrangement	NRBSN	None	\$69.21	(N)
- Processing Charge				(N)
Per Service Order	ORC	None	\$ 6.53	(N)

\*\*\*\*\*

BELLSOUTH TELECOMMUNICATIONS, INC.  
 BY: Operations Manager - Pricing  
 29657, 675 W. Peachtree St., N.E.  
 Atlanta, Georgia 30375  
 ISSUED: MARCH 19, 2004

TARIFF F.C.C. NO. 1  
 1ST REVISED PAGE 23-41  
 CANCELS ORIGINAL PAGE 23-41

EFFECTIVE: MARCH 20, 2004

## ACCESS SERVICE

### 23 - Metropolitan Statistical Area Access Services (Cont'd)

#### 23.5 Rates and Charges (Cont'd)

##### 23.5.2 BellSouth SPA Service (Cont'd)

##### 23.5.2.3 Voice Grade (a.k.a. BellSouth SPA DSO VG) Service

- (A) Local Channel  
 - Per Local Channel

#### ALL STATES

	<u>Nonrecurring Charges</u>		<u>Month</u>	<u>Plan A<sup>2</sup></u>	<u>Plan B<sup>2</sup></u>	
	<u>First</u>	<u>Additional</u>	<u>to</u>	<u>(24-48 Mos.)</u>	<u>(49-72 Mos.)</u>	
	<u>Service</u>	<u>Service</u>	<u>Month</u>	<u>Mo. Rates</u>	<u>Mo. Rates</u>	<u>USOC</u>
	<u>Installed</u>	<u>Installed</u>				
Voice Grade (a.k.a. BellSouth SPA DSO VG)						
- Two-Wire	\$365.00	\$119.49	\$45.00(I)	\$29.00	\$27.50	T6E2X
- Four-Wire	\$270.00	\$125.19	\$65.00(I)	\$44.00	\$40.00	T6E4X

- (B) Interoffice Channel

	<u>Nonrecurring</u>	<u>Month</u>	<u>Plan A<sup>2</sup></u>	<u>Plan B<sup>2</sup></u>	
	<u>Charges</u>	<u>to</u>	<u>(24-48 Mos.)</u>	<u>(49-72 Mos.)</u>	
		<u>Month</u>	<u>Mo. Rates</u>	<u>Mo. Rates</u>	<u>USOC</u>
Voice Grade (a.k.a. BellSouth SPA DSO VG)					
- Fixed	\$110.00	\$27.00	\$22.00	\$19.00	1L5XX
- Per Mile	N/A	\$ 2.00	\$ 1.45	\$ 1.10	1L5XX

- (C) Optional Features  
 and Functions

	<u>Nonrecurring</u>	<u>Monthly</u>	
	<u>Charges</u>	<u>Rates</u>	<u>USOC</u>
(1) Bridging			
Two-Wire/Four-Wire			
-Per Port			
-Two-Wire	\$52.00	\$ 8.00	BCNV2
-Four-Wire	\$52.00	\$10.00	BCNV4

Note 1: Rates and charges for the Voice Grade (a.k.a. BellSouth SPA DSOVG)  
 Rate Stability Plan appear in 7.7.1 following.

Note 2: Channel Services Payment Plan and Area Commitment Plan rates.



EFFECTIVE: JANUARY 23, 2001

ACCESS SERVICE

- 23 - Metropolitan Statistical Area Access Services (Cont'd) (N)
- 23.5 Rates and Charges (Cont'd) (N)
- 23.5.2 BellSouth SPA Service (Cont'd) (N)
- 23.5.2.3 Voice Grade (a.k.a. BellSouth SPA DS0 VG) Service (Cont'd) (N)

ALL STATES (Cont'd) (N)

(C) Optional Features and Functions (Cont'd)	<u>USOC</u>	<u>Monthly Rates</u>	<u>Nonrecurring Charges</u>		(N)
(1) Bridging (Cont'd)					(N)
(a) <u>Data Bridging</u>					(N)
Two-Wire/Four-Wire					(N)
- Per Port					(N)
- Two-Wire	BCND2	\$15.00	\$52.00		(N)
- Four-Wire	BCND4	\$13.00	\$52.00		(N)
(b) <u>Telephoto Bridging</u>					(N)
Two-Wire/Four-Wire					(N)
- Per Port					(N)
- Two-Wire	BCNF2	\$ 8.00	\$52.00		(N)
- Four-Wire	BCNF4	\$10.00	\$52.00		(N)
	<u>USOC</u>	<u>Monthly Rates</u>	<u>Nonrecurring Charges</u>		(N)
			<u>Initial</u>	<u>Subsequent</u>	(N)
(2) Conditioning					(N)
- Per Local Channel					(N)
C - Type	X1CPT	\$3.00	\$17.41	\$110.00	(N)
Improved Attenuation					(N)
Distortion	UHW	\$0.00	\$ 0.00	\$186.55	(N)
Improved Envelope					(N)
Delay Distortion					(N)
With Improved					(N)
Attenuation					(N)
Distortion	UHY	\$16.00	\$69.05	\$186.55	(N)
Sealing Current	1HBPT	\$ .95	None	None	(N)

EFFECTIVE: JANUARY 23, 2001

ACCESS SERVICE

23 - Metropolitan Statistical Area Access Services (Cont'd)

23.5 Rates and Charges (Cont'd)

23.5.2 BellSouth SPA Service (Cont'd)

23.5.2.3 Voice Grade (a.k.a. BellSouth SPA DS0 VG) Service (Cont'd)

ALL STATES (Cont'd)

(C) Optional Features and Functions (Cont'd)	USOC	Monthly Rates	Nonrecurring Charges	
			Initial	Subsequent
(3) Echo Control for Effective Two-Wire Service Per Local Channel				
- Improved Return Loss At the Two-Wire Point of Termination	1RL2W	\$ 8.00	\$49.88	\$369.30
- ELEPL2 At the Four-Wire Point of Termination	UHZ	\$20.00	\$32.19	\$120.00
(4) Customer Specified Receive Level				
- Per Local Channel	RLS	\$12.35	\$ 0.00	\$110.00
(5) D-Conditioning				
- Per Local Channel	XDCPT	\$ 1.90	\$ 5.40	\$357.66
(6) Telephoto Conditioning				
- Per Local Channel	XTCPT	\$ 4.00	\$ 4.43	\$332.56
(7) Signaling Capability				
- Per Local Channel				
- Loop	XSS++*	\$ 6.00	\$ 5.43	\$318.41
- Single Frequency	XSSSF	\$ 7.00	\$15.00	\$318.58
- E&M	XSS+***	\$15.00	\$15.00	\$329.97
- Ground	XSS+****	\$ 6.00	\$ 5.40	\$306.32
- Other	XSS+*****	\$12.00	\$ 5.39	\$316.94

\* In lieu of ++ substitute LO or LS as appropriate.

\*\* In lieu of ++ substitute EA, EB, EC or CT as appropriate.

\*\*\* In lieu of ++ substitute GO or GS as appropriate.

\*\*\*\* In lieu of ++ substitute LA, LB, LC, LR, RV, DX, DY, EX, AB or AC as appropriate.

EFFECTIVE: JANUARY 23, 2001

ACCESS SERVICE

(N)

23 - Metropolitan Statistical Area Access Services (Cont'd)

(N)

23.5 Rates and Charges (Cont'd)

(N)

23.5.2 BellSouth SPA Service (Cont'd)

(N)

23.5.2.3 Voice Grade (a.k.a. BellSouth SPA DSO VG) Service (Cont'd)

(N)

ALL STATES (Cont'd)

(N)

(C) Optional Features and Functions (Cont'd)	<u>USOC</u>	<u>Monthly Rates</u>	<u>Nonrecurring Charges</u>		
			<u>Initial</u>	<u>Subsequent</u>	
(8) Improved Termination - Per Local Channel	UGD	\$6.00	\$4.50	\$319.11	(N)
(9) Simplex Reversal - Per Local Channel	UGJ	None	None	None	(N)
		<u>USOC</u>	<u>Monthly Rates</u>	<u>Nonrecurring Charges</u>	(N)
(D) Manual Update NCI Code					(N)
- Per circuit rolled over from 1.544 Mbps to 44.736 Mbps High Capacity Service		RDG	None	\$104.98	(N)
(E) Public Packet Switching Network (PPSN) Interface Arrangemen					(N)
(1) Basic Protocol Interface Arrangements					(N)
- Per X.75 arrangement, 9.6 Kbps	UMEV7	\$124.00	\$260.00		(N)
- Per X.25 arrangement, 9.6 Kbps	UMEV2	\$ 84.00	\$260.00		(N)

\*An Interface Arrangement consists of a Port and Central Office Data Set.

(N)

BELLSOUTH TELECOMMUNICATIONS, INC.  
 BY: Operations Manager - Pricing  
 29657, 675 W. Peachtree St., N.E.  
 Atlanta, Georgia 30375  
 ISSUED: JANUARY 22, 2001

TARIFF F.C.C. NO. 1  
 ORIGINAL PAGE 23-45

EFFECTIVE: JANUARY 23, 2001

ACCESS SERVICE

(N)

23 - Metropolitan Statistical Area Access Services (Cont'd)

(N)

23.5 Rates and Charges (Cont'd)

(N)

23.5.2 BellSouth SPA Service (Cont'd)

(N)

23.5.2.3 Voice Grade (a.k.a. BellSouth SPA DSO VG) Service (Cont'd)

(N)

ALL STATES (Cont'd)

(N)

	<u>USOC</u>	<u>Monthly Rates</u>	<u>Nonrecurring Charges</u>	(N)
				(N)
(F) Mechanized NCI Code Update				(N)
- Per circuit per tape	NRBU1	None	\$ 51.96	(N)
- Processing charge				(N)
per tape file run	NRBU2	None	\$861.46	(N)
(G) Public Packet Switching Network				(N)
(PPSN) Transport Charges				(N)
(1) Transport Charges				(N)
- Per X.75 arrangement, 9.6 Kbps	PPV79	\$135.00	None	(N)
- Per X.25 arrangement, 9.6 Kbps	PPV29	\$120.00	None	(N)

\*\*\*\*\*

BELLSOUTH TELECOMMUNICATIONS, INC.  
BY: Operations Manager - Pricing  
29G57, 675 W. Peachtree St., N.E.  
Atlanta, Georgia 30375  
ISSUED: JANUARY 22, 2001

TARIFF F.C.C. NO. 1  
ORIGINAL PAGE 23-46

EFFECTIVE: JANUARY 23, 2001

ACCESS SERVICE

(N)

23 - Metropolitan Statistical Area Access Services (Cont'd)

(N)

23.5 Rates and Charges (Cont'd)

(N)

23.5.2 BellSouth SPA Service (Cont'd)

(N)

23.5.2.3 Voice Grade (a.k.a. BellSouth SPA DSO VG) Service (Cont'd)

(N)

ALL STATES (Cont'd)

(N)

	<u>USOC</u>	<u>Monthly Rates</u>	<u>Nonrecurring Charges</u>	(N)
(H) PPSN Network Feature Change				(N)
- Per Feature Change	SG9SX	NA	\$ 85.00	(N)
(I) Shared Network Arrangement				(N)
- Coordination Charge				(N)
Per Arrangement	NRBSN	None	\$ 69.21	(N)
- Processing Charge				(N)
Per Service Order	ORC	None	\$ 6.53	(N)

\*\*\*\*\*

BELLSOUTH TELECOMMUNICATIONS, INC.  
 BY: Operations Manager - Pricing  
 29G57, 675 W. Peachtree St., N.E.  
 Atlanta, Georgia 30375  
 ISSUED: MARCH 19, 2004

TARIFF F.C.C. NO. 1  
 1ST REVISED PAGE 23-47  
 CANCELS ORIGINAL PAGE 23-47

EFFECTIVE: MARCH 20, 2004

# ACCESS SERVICE

## 23 - Metropolitan Statistical Area Access Services (Cont'd)

### 23.5 Rates and Charges (Cont'd)

#### 23.5.2 BellSouth SPA Service (Cont'd)

##### 23.5.2.3 Voice Grade (a.k.a. BellSouth SPA DSO VG) Service (Cont'd)

##### 23.5.2.3.1 WATS Access Line (a.k.a. BellSouth SPA WATS Line) Service

### ALL STATES

#### (A) Local Channel -Per Local Channel

	<u>Nonrecurring Charges</u>			<u>Plan A<sup>1</sup></u> <u>(24-48 Mos.)</u> <u>Mo. Rates</u>	<u>Plan B<sup>1</sup></u> <u>(49-72 Mos.)</u> <u>Mo. Rates</u>	<u>USOC</u>
	<u>First</u> <u>Service</u> <u>Installed</u>	<u>Additional</u> <u>Service</u> <u>Installed</u>	<u>Month</u> <u>to</u> <u>Month</u>			
Voice Grade (a.k.a. BellSouth SPA DSO VG)						
-Two-Wire	\$345.00	\$121.22	\$50.00(I)	\$29.00	\$27.50	X2L <sup>2</sup> ,X2W
-Four-Wire	\$375.00	\$127.87	\$70.00(I)	\$45.00	\$42.50	X4L <sup>2</sup> ,X4W

#### (B) Interoffice Channel for WATS Access Line (a.k.a. BellSouth SPA WATS Line) Extension

	<u>Nonrecurring</u> <u>Charges</u>	<u>Month</u> <u>to</u> <u>Month</u>	<u>Plan A<sup>1</sup></u> <u>(24-48 Mos.)</u> <u>Mo. Rates</u>	<u>Plan B<sup>1</sup></u> <u>(49-72 Mos.)</u> <u>Mo. Rates</u>	<u>USOC</u>
Voice Grade (a.k.a. BellSouth SPA DSO VG)					
-Fixed	\$ 89.00	\$35.00	\$29.00	\$27.40	1LFFX
-Per Mile	N/A	\$ 2.00	\$ 1.70	\$ 1.60	11FFX

#### (C) Optional Features and Functions

	<u>Nonrecurring Charges</u>		<u>Monthly</u> <u>Rate</u>	<u>USOC</u>
	<u>Initial</u>	<u>Subsequent</u>		
(1) Improved two-wire Voice Transmission specifications for two-wire WATS Access Line	\$25.00	\$95.77	\$6.00	X2T

Note 1: Channel Services Payment Plan and Area Commitment Plan rates.

Note 2: For use with Direct Inward Dial (DDD) or DID/DOD Access service with BSA for use with WATS Access Lines (a.k.a. BellSouth SPA WATS Line) described in Section 6.3.3(A)(10) and provided in Section 6.8.2(D) of this tariff.

BELLSOUTH TELECOMMUNICATIONS, INC.  
 BY: Operations Manager - Pricing  
 29G57, 675 W. Peachtree St., N.E.  
 Atlanta, Georgia 30375  
 ISSUED: JANUARY 22, 2001

TARIFF F.C.C. NO. 1  
 ORIGINAL PAGE 23-48

EFFECTIVE: JANUARY 23, 2001

ACCESS SERVICE

(N)

23 - Metropolitan Statistical Area Access Services (Cont'd)

(N)

23.5 Rates and Charges (Cont'd)

(N)

23.5.2 BellSouth SPA Service (Cont'd)

(N)

23.5.2.3 Voice Grade (a.k.a. BellSouth SPA DSO VG) Service (Cont'd)

(N)

23.5.2.3.1 WATS Access Line (a.k.a. BellSouth SPA WATS Line) Service

(N)

ALL STATES (Cont'd)

(N)

	<u>USOC</u>	<u>Monthly Rates</u>	<u>Nonrecurring Charges</u>	(N)
(C) Optional Features and Functions (Cont'd)				(N)
(2) WATS Access Line (a.k.a. BellSouth SPA WATS Line) Bridging				(N)
Two-Wire/Four-Wire				(N)
- Per Port				(N)
- Two-Wire	BCNV2	\$ 8.00	\$52.00	(N)
- Four-Wire	BCNV4	\$10.00	\$52.00	(N)

(D) Shared Network Arrangement

(N)

	<u>USOC</u>	<u>Monthly Rates</u>	<u>Nonrecurring Charges</u>	(N)
- coordination charge				(N)
per arrangement	NRBSN	None	\$69.21	(N)
- processing charge	ORC	None	\$ 6.53	(N)
per service order				(N)

\*\*\*\*\*

EFFECTIVE: JANUARY 23, 2001

ACCESS SERVICE

23 - Metropolitan Statistical Area Access Services (Cont'd)

23.5 Rates and Charges (Cont'd)

23.5.2 BellSouth SPA Service (Cont'd)

23.5.2.4 Program Audio (a.k.a. BellSouth SPA Program Audio) Service

23.5.2.4.1 Monthly Rates and Charges

ALL STATES

	<u>USOC</u>	<u>Monthly Rates</u>	<u>Nonrecurring Charges</u>	
			<u>First Service Installed</u>	<u>Additional Service Installed</u>
(A) Local Channel				
- Per Local Channel				
- 200 to 3500 Hz	T6ECS	\$ 26.50	\$345.89	\$135.65
- 100 to 5000 Hz	T6ECS	\$ 40.00	\$380.73	\$169.79
- 50 to 8000 Hz	T6ECS	\$ 40.50	\$406.23	\$176.70
- 50 TO 15000 Hz	T6ECS	\$ 87.00	\$444.64	\$206.87

	<u>USOC</u>	<u>Monthly Rates</u>		<u>Nonrecurring Charges</u>
		<u>Fixed</u>	<u>Per Mile</u>	
(B) Interoffice Channel				
(1) 200 to 3500 Hz				
<u>Mileage Bands</u>				
0	1L5XX	None	None	None
Over 0 to 4	1L5XX	\$18.00	\$.90	\$85.53
Over 4 to 8	1L5XX	\$18.00	\$.90	\$85.53
Over 8 to 25	1L5XX	\$18.00	\$.90	\$85.53
Over 25 to 50	1L5XX	\$18.00	\$.90	\$85.53
Over 50	1L5XX	\$18.00	\$.90	\$85.53
(2) 100 to 5000 Hz				
<u>Mileage Bands</u>				
0	1L5XX	None	None	None
Over 0 to 4	1L5XX	\$25.00	\$1.00	\$93.07
Over 4 to 8	1L5XX	\$25.00	\$1.00	\$93.07
Over 8 to 25	1L5XX	\$25.00	\$1.00	\$93.07
Over 25 to 50	1L5XX	\$25.00	\$1.00	\$93.07
Over 50	1L5XX	\$25.00	\$1.00	\$93.07



EFFECTIVE: JANUARY 23, 2001

ACCESS SERVICE

23 - Metropolitan Statistical Area Access Services (Cont'd)

23.5 Rates and Charges (Cont'd)

23.5.2 BellSouth SPA Service (Cont'd)

23.5.2.4 Program Audio (a.k.a. BellSouth SPA Program Audio) Service (Cont'd)

23.5.2.4.1 Monthly Rates and Charges (Cont'd)

(B) Interoffice Channel (Cont'd)

ALL STATES (Cont'd)

	USOC	Monthly Rates		Nonrecurring Charges
		Fixed	Per Mile	
(3) 50 to 8000 Hz <u>Mileage Bands</u>				
0	1L5XX	None	None	None
Over 0 to 4	1L5XX	\$ 36.00	\$ 2.00	\$ 98.97
Over 4 to 8	1L5XX	\$ 36.00	\$ 1.00	\$ 98.97
Over 8 to 25	1L5XX	\$ 36.00	\$ 1.00	\$ 98.97
Over 25 to 50	1L5XX	\$ 36.00	\$ 1.00	\$ 98.97
Over 50	1L5XX	\$ 36.00	\$ 1.00	\$ 98.97
(4) 50 to 15000 Hz <u>Mileage Bands</u>				
0	1L5XX	None	None	None
Over 0 to 4	1L5XX	\$115.00	\$ 1.00	\$151.24
Over 4 to 8	1L5XX	\$115.00	\$ 1.00	\$151.24
Over 8 to 25	1L5XX	\$115.00	\$ 1.00	\$151.24
Over 25 to 50	1L5XX	\$115.00	\$ 1.00	\$151.24
Over 50	1L5XX	\$115.00	\$ 1.00	\$151.24
(C) Optional Features and Functions	<u>USOC</u>	<u>Monthly Rates</u>		<u>Nonrecurring Charges</u>
(1) Bridging (Distribution) Amplifier)				
- Per port	BCNPT	\$ 3.00		\$14.58
			<u>Nonrecurring Charges</u>	
			<u>Initial</u>	<u>Subsequent</u>
(2) Gain Conditioning				
- Per service	XGC	None	\$25.15	\$75.36
(3) Stereo				
- Per service	XSC	None	None	None

EFFECTIVE: JANUARY 23, 2001

ACCESS SERVICE

(N)

23 - Metropolitan Statistical Area Access Services (Cont'd)

(N)

23.5 Rates and Charges (Cont'd)

(N)

23.5.2 BellSouth SPA Service (Cont'd)

(N)

23.5.2.4 Program Audio (a.k.a. BellSouth SPA Program Audio) Service (Cont'd)

(N)

23.5.2.4.1 Monthly Rates and Charges (Cont'd)

(N)

ALL STATES (Cont'd)

(N)

	<u>USOC</u>	<u>Monthly Rates</u>	<u>Nonrecurring Charges</u>	(N)
(D) Manual Update NCI Code				(N)
- Per circuit rolled over from 1.544 Mbps to 44.736 Mbps High Capacity Service (a.k.a. BellSouth SPA High Capacity)	RDG	None	\$104.98	(N)
(E) Mechanized NCI Code Update				(N)
- Per circuit per tape	NRBU1	None	\$51.96	(N)
- Processing charge per tape file run	NRBU2	None	\$861.46	(N)
(F) Shared Network Arrangement				(N)
- coordination charge per arrangement	NRBSN	None	\$ 69.21	(N)
- processing charge per service order	ORC	None	\$ 6.53	(N)

EFFECTIVE: JANUARY 23, 2001

ACCESS SERVICE

23 - Metropolitan Statistical Area Access Services (Cont'd)

23.5 Rates and Charges (Cont'd)

23.5.2 BellSouth SPA Service (Cont'd)

23.5.2.4 Program Audio (a.k.a. BellSouth SPA Program Audio) Service (Cont'd)

23.5.2.4.2 Daily Rates and Charges

ALL STATES

Nonrecurring Charges

(A) Local Channel	USOC	Daily* Rates	First Service Installed	Additional Service Installed
- Per Local Channel				
- 200 to 3500 Hz	T6ECS	\$3.91	\$356.05	\$139.83
- 100 to 5000 Hz	T6ECS	\$4.77	\$398.57	\$174.12
- 50 to 8000 Hz	T6ECS	\$5.07	\$407.17	\$180.96
- 50 to 15000 Hz	T6ECS	\$9.50	\$442.01	\$211.42

(B) Interoffice Channel	USOC	<u>Daily Rates*</u>		<u>Nonrecurring Charges</u>
		<u>Fixed</u>	<u>Per Mile</u>	
(1) 200 to 3500 Hz <u>Mileage Bands</u>				
0	1L5XX	None	None	None
Over 0 to 4	1L5XX	\$ .99	\$ .22	\$85.93
Over 4 to 8	1L5XX	\$1.25	\$ .22	\$85.93
Over 8 to 25	1L5XX	\$1.50	\$ .22	\$85.93
Over 25 to 50	1L5XX	\$1.75	\$ .22	\$85.93
Over 50	1L5XX	\$2.01	\$ .22	\$85.93
(2) 100 to 5000 Hz <u>Mileage Bands</u>				
0	1L5XX	None	None	None
Over 0 to 4	1L5XX	\$1.30	\$ .36	\$94.00
Over 4 to 8	1L5XX	\$1.63	\$ .36	\$94.00
Over 8 to 25	1L5XX	\$1.96	\$ .36	\$94.00
Over 25 to 50	1L5XX	\$2.29	\$ .36	\$94.00
Over 50	1L5XX	\$2.62	\$ .36	\$94.00

\*Daily rates will be topped and maximum rate derived as set forth in 7.4.1.(B) preceding.

EFFECTIVE: JANUARY 23, 2001

ACCESS SERVICE

23 - Metropolitan Statistical Area Access Services (Cont'd)

23.5 Rates and Charges (Cont'd)

23.5.2 BellSouth SPA Service (Cont'd)

23.5.2.4 Program Audio (a.k.a. BellSouth SPA Program Audio) Service (Cont'd)

23.5.2.4.2 Daily Rates and Charges (Cont'd)

<u>ALL STATES</u> (Cont'd)		<u>Daily Rates*</u>		<u>Nonrecurring Charges</u>
<u>USOC</u>	<u>Fixed</u>	<u>Per Mile</u>		
(B) Interoffice Channel (Cont'd)				
(3) 50 to 8000 Hz				
<u>Mileage Bands</u>				
0	1L5XX	None	None	None
Over 0 to 4	1L5XX	\$ 1.35	\$ .46	\$ 99.77
Over 4 to 8	1L5XX	\$ 1.67	\$ .46	\$ 99.77
Over 8 to 25	1L5XX	\$ 2.02	\$ .46	\$ 99.77
Over 25 to 50	1L5XX	\$ 2.33	\$ .46	\$ 99.77
Over 50	1L5XX	\$ 2.66	\$ .46	\$ 99.77
(4) 50 to 15000 Hz				
<u>Mileage Bands</u>				
0	1L5XX	None	None	None
Over 0 to 4	1L5XX	\$ 4.25	\$1.22	\$155.03
Over 4 to 8	1L5XX	\$ 5.54	\$1.22	\$155.03
Over 8 to 25	1L5XX	\$ 6.85	\$1.22	\$155.03
Over 25 to 50	1L5XX	\$ 8.12	\$1.22	\$155.03
Over 50	1L5XX	\$ 9.42	\$1.22	\$155.03
(C) Optional Features and Functions				
	<u>USOC</u>	<u>Daily*</u> <u>Rates</u>		<u>Nonrecurring Charges</u>
(1) Bridging (Distribution Amplifier)				
- Per port	BCNPT	\$1.39		\$16.05

\*Daily rates will be topped and maximum rates derived as set forth in 7.4.1(B) preceding.

EFFECTIVE: JANUARY 23, 2001

ACCESS SERVICE

(N)

23 - Metropolitan Statistical Area Access Services (Cont'd)

(N)

23.5 Rates and Charges (Cont'd)

(N)

23.5.2 BellSouth SPA Service (Cont'd)

(N)

23.5.2.4 Program Audio (a.k.a. BellSouth SPA Program Audio) Service (Cont'd)

(N)

23.5.2.4.2 Daily Rates and Charges (Cont'd)

(N)

ALL STATES (Cont'd)

(N)

(C) Optional Features and Functions (Cont'd)	USOC	<u>Daily*</u> <u>Rates</u>	<u>Nonrecurring Charges</u> <u>Initial</u> <u>Subsequent</u>	
---	------	-------------------------------	---	--

(N)

(N)

(2) Gain Conditioning - Per service	XGC	None	\$25.15	\$75.36
--	-----	------	---------	---------

(N)

(N)

(3) Stereo - Per service	XSC	None	None	None
-----------------------------	-----	------	------	------

(N)

(N)

	<u>USOC</u>	<u>Monthly</u> <u>Rates</u>	<u>Nonrecurring</u> <u>Charges</u>	
--	-------------	--------------------------------	---------------------------------------	--

(N)

(N)

(D) Shared Network  
Arrangement

(N)

(N)

- coordination charge per arrangement	NRBSN	None		\$ 69.21
--	-------	------	--	----------

(N)

(N)

- processing charge per service order	ORC	None		\$ 6.53
--	-----	------	--	---------

(N)

(N)

\*Daily rates will be topped and maximum rates derived as set forth in  
 7.4.1(B) preceding.

(N)

(N)

\*\*\*\*\*

BELLSOUTH TELECOMMUNICATIONS, INC.  
 BY: Operations Manager - Pricing  
 29657, 675 W. Peachtree St., N.E.  
 Atlanta, Georgia 30375  
 ISSUED: DECEMBER 14, 2001

TARIFF F.C.C. NO. 1  
 1ST REVISED PAGE 23-55  
 CANCELS ORIGINAL PAGE 23-55  
 EFFECTIVE: DECEMBER 29, 2001

ACCESS SERVICE

23 - Metropolitan Statistical Area Access Services (Cont'd)

23.5 Rates and Charges (Cont'd)

23.5.2 BellSouth SPA Service (Cont'd)

23.5.2.5 Video (a.k.a. BellSouth SPA Video) Services

23.5.2.5.1 Broadcast Quality Video (a.k.a. BellSouth SPA Broadcast Quality Video) Service

23.5.2.5.1.1 Rates and Charges

ALL STATES

		<u>Recurring Charges</u>			<u>USOC</u>	
<u>Nonrecurring Charges</u>		(D)	<u>Month to Month</u>			
(A) Local Channel, each						
(1) NTSC Transmit	\$298.00	(D)	\$309.00	TME1T		
(2) NTSC Receive	\$298.00	(D)	\$309.00	TME1R		
		<u>Recurring Charges</u>			<u>USOC</u>	(C)
<u>Non-Recurring Charges</u>	<u>Month to Month</u>	<u>Plan A 24-48 Months<sup>1</sup></u>	<u>Plan B 49-72 Months<sup>1</sup></u>	<u>Plan C 73-96 Months<sup>1</sup></u>		
(3) SDI Transmit	\$350.00	\$450.00	\$360.00	\$324.00	\$306.00	TMEST
(4) SDI Receive	\$350.00	\$450.00	\$360.00	\$324.00	\$306.00	TMESR

Note 1: Rates not available to customers subscribing on or after December 29, 2001. (D)  
 (N)  
 (N)

\*\*\*\*\*

ACCESS SERVICE

23 - Metropolitan Statistical Area Access Services (Cont'd)

23.5 Rates and Charges (Cont'd)

23.5.2 BellSouth SPA Service (Cont'd)

23.5.2.5 Video (a.k.a. BellSouth SPA Video) Services

23.5.2.5.1 Broadcast Quality Video (a.k.a. BellSouth SPA Broadcast Quality Video) Service

23.5.2.5.1.1 Monthly Rates and Charges (Cont'd)

		<u>Recurring Charges</u>	
	<u>Nonrecurring Charges</u>	<u>Month to Month</u>	<u>USOC</u>
(B) Interoffice Channel, each			
(1) NTSC 1-20 miles			
- Fixed	\$170.00	\$185.00	1L5F1
- Per airline mile or fraction thereof	NA	\$ 52.00	1L5A1
(2) NTSC Over 20 miles			
- Fixed	\$265.00	\$490.00	1L5F2
- Per airline mile or fraction thereof	NA	\$ 78.50	1L5A2

		<u>Recurring Charges</u>				
	<u>Non-recurring Charges</u>	<u>Month to Month</u>	<u>Plan A 24-48 Months<sup>1</sup></u>	<u>Plan B 49-72 Months<sup>1</sup></u>	<u>Plan C 73-96 Months<sup>1</sup></u>	<u>USOC</u>
(3) SDI 1-20 miles						
-Fixed	\$175.00	\$200.00	\$180.00	\$170.00	\$153.00	1L5F3
- Per airline mile or fraction thereof	NA	\$ 60.00(D)	\$54.00	\$ 51.00	\$ 46.00	1L5A3
(4) SDI Over 20 miles						
-Fixed	\$330.00	\$200.00	\$180.00	\$170.00	\$153.00	1L5F4
- Per airline mile or fraction thereof	NA	\$ 70.00	\$ 63.00	\$ 60.00	\$ 54.00	1L5A4

Note 1: Rates not available to customers subscribing on or after December 29, 2001.

BELLSOUTH TELECOMMUNICATIONS, INC.  
 BY: Operations Manager - Pricing  
 29G57, 675 W. Peachtree St., N.E.  
 Atlanta, Georgia 30375  
 ISSUED: DECEMBER 14, 2001

TARIFF F.C.C. NO. 1  
 1ST REVISED PAGE 23-57  
 CANCELS ORIGINAL PAGE 23-57  
 EFFECTIVE: DECEMBER 29, 2001

# ACCESS SERVICE

## 23 - Metropolitan Statistical Area Access Services (Cont'd)

### 23.5 Rates and Charges (Cont'd)

#### 23.5.2 BellSouth SPA Service (Cont'd)

##### 23.5.2.5 Video (a.k.a. BellSouth SPA Video) Services (Cont'd)

##### 23.5.2.5.2 Commercial Quality Video (a.k.a. BellSouth SPA Commercial Quality Video) Service

##### 23.5.2.5.2.1 Rates and Charges

###### (A) Local Channel

		<u>Non-recurring Charges</u>	<u>Month to Month</u>	<u>Recurring Charges</u>		<u>USOC</u>	(C)
				<u>A 24 – 48 Months<sup>1</sup></u>	<u>B 49 – 72 Months<sup>1</sup></u>		
(1)	Single Channel Video System						
	-Transmit	\$298.00	\$309.00	\$278.00	\$263.00	FCJTX	
	-Receive	\$298.00	\$309.00	\$278.00	\$263.00	FCJSX	
(2)	Multiple Channel Video System (up to 8 Video Per System Channels)						
	-Transmit	\$445.00	\$655.00	\$590.00	\$570.00	FCJCB	
	-Receive	\$445.00	\$655.00	\$590.00	\$570.00	FCJMB	
	Each Video Channel						
	-Transmit	\$ 75.00	\$ 95.00	\$ 86.00	\$ 81.00	FCJTB	
	-Receive	\$ 75.00	\$ 95.00	\$ 86.00	\$ 81.00	FCJEB	

Note 1: Rates not available to customers subscribing on or after December 29, 2001. (N)  
 (N)

\*\*\*\*\*



BELLSOUTH TELECOMMUNICATIONS, INC.  
 BY: Operations Manager - Pricing  
 29G57, 675 W. Peachtree St., N.E.  
 Atlanta, Georgia 30375  
 ISSUED: DECEMBER 14, 2001

TARIFF F.C.C. NO. 1  
 1ST REVISED PAGE 23-58  
 CANCELS ORIGINAL PAGE 23-58  
 EFFECTIVE: DECEMBER 29, 2001

# ACCESS SERVICE

## 23 - Metropolitan Statistical Area Access Services (Cont'd)

### 23.5 Rates and Charges (Cont'd)

#### 23.5.2 BellSouth SPA Service (Cont'd)

##### 23.5.2.5 Video (a.k.a. BellSouth SPA Video) Services (Cont'd)

##### 23.5.2.5.2 Commercial Quality Video (a.k.a. BellSouth SPA Commercial Quality Video) Service

##### 23.5.2.5.2.1 Rates and Charges

### (B) Interoffice Channel

	Non-recurring Charges	Month to Month	Recurring Charges		USOC	(C)
			A 24-48 Months <sup>1</sup>	B 49-72 Months <sup>1</sup>		
(1) Single Channel Video System						
1 - 20 miles						
Fixed	\$170.00	\$185.00	\$175.00	\$165.00	1L5S1	
Per airline mile or fraction thereof	NA	52.00	48.00	45.00	1L5P1	
Over 20 miles						
Fixed	500.00	775.00	720.00	680.00	1L5S2	
Per airline mile or fraction thereof	NA	40.00	37.00	35.00	1L5P2	
(2) Multiple Channel Video System						
1 - 20 miles						
Fixed	170.00	185.00	175.00	165.00	1L5M1	
Per airline mile or fraction thereof	NA	52.00	48.00	45.00	1L5N1	
Over 20 miles						
Fixed	265.00	185.00	175.00	165.00	1L5M2	
Per airline mile or fraction thereof	NA	60.00	55.00	52.00	1L5N2	

Note 1: Rates not available to customers subscribing on or after December 29, 2001. (N)  
 (N)

\*\*\*\*\*

BELLSOUTH TELECOMMUNICATIONS, INC.  
 BY: Operations Manager - Pricing  
 29G57, 675 W. Peachtree St., N.E.  
 Atlanta, Georgia 30375  
 ISSUED: FEBRUARY 10, 2003

TARIFF F.C.C. NO. 1  
 1ST REVISED PAGE 23-59  
 CANCELS ORIGINAL PAGE 23-59  
 EFFECTIVE: FEBRUARY 25, 2003

## ACCESS SERVICE

### 23 - Metropolitan Statistical Area Access Services (Cont'd)

#### 23.5 Rates and Charges (Cont'd)

##### 23.5.2 BellSouth SPA Service (Cont'd)

##### 23.5.2.5 Video (a.k.a. BellSouth SPA Video) Services (Cont'd)

##### 23.5.2.5.3 Uncompressed Switched Video (a.k.a. BellSouth SPA Uncompressed Switched Video) Service

##### 23.5.2.5.3.1 Rates and Charges

		<u>Nonrecurring Charge</u>	<u>Recurring Charge</u> Month to Month	Plan A 36 Month <u>per month Rate</u>	<u>USOC</u>	(T)
A. Local Channel						
1. Single Channel System						
a. Per Video Channel, each						
(1)	Transmit	\$225.00	\$448.00	\$358.00	UVSLT	
(2)	Receive	\$225.00	\$438.00	\$350.00	UVSLR	
2. Multiple Channel System (up to 6 Video Channels per system)						
a. Per System, each						
(1)	Transmit	\$780.00	\$850.00 (I)	\$773.00	UVSL1	
(2)	Receive	\$780.00	\$730.00 (I)	\$663.00	UVSL2	
b. Per Video Channel, each						
(1)	Transmit	\$400.00	\$140.00 (I)	\$128.00	UVSL3	
(2)	Receive	\$400.00	\$115.00 (I)	\$104.00	UVSL4	(T)

(D)  
(D)

(D)  
(D)  
(D)  
(D)

EFFECTIVE: JANUARY 23, 2001

ACCESS SERVICE

(N)

23 - Metropolitan Statistical Area Access Services (Cont'd)

(N)

23.5 Rates and Charges (Cont'd)

(N)

23.5.2 BellSouth SPA Service (Cont'd)

(N)

23.5.2.5 Video (a.k.a. BellSouth SPA Video) Services (Cont'd)

(N)

23.5.2.5.3 Uncompressed Switched Video (a.k.a. BellSouth SPA Uncompressed Switched Video) Service

(N)  
(N)

23.5.2.5.3.1 Rates and Charges

(N)

	<u>Nonrecurring Charge</u>	<u>Recurring Charge</u>		<u>USOC</u>
		<u>Month to Month</u>	<u>Plan A 36 Month per month Rate</u>	
A. Local Channel				(N)
3. Additional Two Audio Channels per Video Channel <sup>1</sup>	\$245.00	\$89.00	\$85.00	UVSL7
4. Optional Four 20 kHz Audio Channels Per Video Channel <sup>2</sup>	265.00	40.00	40.00	UVSLA

(N)  
(N)  
(N)  
(N)

(N)

(N)  
(N)  
(N)

(N)  
(N)  
(N)

Note 1: Only one nonrecurring charge is applicable for 2 additional audio channels installed on the same video channel at the same time, on the same system.

(N)  
(N)  
(N)

Note 2: Only one nonrecurring charge is applicable for four 20 kHz audio channels installed on the same video channel at the same time, on the same system.

(N)  
(N)  
(N)

BELLSOUTH TELECOMMUNICATIONS, INC.  
 BY: Operations Manager - Pricing  
 29657, 675 W. Peachtree St., N.E.  
 Atlanta, Georgia 30375  
 ISSUED: FEBRUARY 10, 2003

TARIFF F.C.C. NO. 1  
 1ST REVISED PAGE 23-61  
 CANCELS ORIGINAL PAGE 23-61  
 EFFECTIVE: FEBRUARY 25, 2003

# ACCESS SERVICE

## 23 - Metropolitan Statistical Area Access Services (Cont'd)

### 23.5 Rates and Charges (Cont'd)

#### 23.5.2 BellSouth SPA Service (Cont'd)

##### 23.5.2.5 Video (a.k.a. BellSouth SPA Video) Services (Cont'd)

##### 23.5.2.5.3 Uncompressed Switched Video (a.k.a. BellSouth SPA Uncompressed Switched Video) Service (Cont'd)

##### 23.5.2.5.3.1 Rates and Charges (Cont'd)

	Nonrecurring Charge	Recurring Charge		USOC	(T)
		Month to Month	Plan A 36 Month per month Rate		
B. Interoffice Channel					
1. Single Channel System, each					
a. Per airline mile or fraction thereof	\$140.00	\$ 51.30	\$ 40.37	1L5UA	(T)
b. Regenerator, each (Requires 1 per 20 miles after initial 20 miles)	\$ 65.00	\$300.00	\$240.00	UVSXB	
2. Multiple Channel System (up to 6 Video Channels per system)					
a. Per airline mile or fraction thereof	\$275.00	\$ 42.50 (I)	\$ 40.37	1L5UC	(T)
b. Regenerator, each (Requires 1 per 20 miles after initial 20 miles.)	\$ 65.00	\$550.00 (I)	\$525.00	UVSXD	
3. Multiple Channel System Interface (up to 6 video channels per system)					
a. Per system, each					
(1) Transmit	\$700.00	\$705.00 (I)	\$640.00	UVSXT	(T)
(2) Receive	\$700.00	\$580.00 (I)	\$530.00	UVSXR	(T)

(D)  
 (D)  
 (D)  
 (D)  
 (D)  
 (D)  
 (D)

BELLSOUTH TELECOMMUNICATIONS, INC.  
BY: Operations Manager - Pricing  
29G57, 675 W. Peachtree St., N.E.  
Atlanta, Georgia 30375  
ISSUED: FEBRUARY 10, 2003

TARIFF F.C.C. NO. 1  
1ST REVISED PAGE 23-62  
CANCELS ORIGINAL PAGE 23-62  
EFFECTIVE: FEBRUARY 25, 2003

ACCESS SERVICE

23 - Metropolitan Statistical Area Access Services (Cont'd)

23.5 Rates and Charges (Cont'd)

23.5.2 BellSouth SPA Service (Cont'd)

23.5.2.5 Video (a.k.a. BellSouth SPA Video) Services (Cont'd)

23.5.2.5.3 Uncompressed Switched Video (a.k.a. BellSouth SPA Uncompressed Switched Video) Service (Cont'd)

23.5.2.5.3.1 Rates and Charges (Cont'd)

	<u>Nonrecurring Charge</u>	<u>USOC</u>	(T)
C. Move Charges			
1. Local Channel			
a. Single Channel System Per Video Channel, Transmit or Receive	\$325.00	UVSM1	
b. Multiple Channel System Per System, Transmit or Receive	\$370.00	UVSM2	
2. Interoffice Channel			
a. Single Channel System, each	\$275.00	UVSM3	
b. Multiple Channel System, each	\$275.00	UVSM4	
c. Multiple Channel System Interface (Transmit or Receive) Per System	\$700.00	UVSM5	

\*\*\*\*\*

BELLSOUTH TELECOMMUNICATIONS, INC.  
 BY: Operations Manager - Pricing  
 29G57, 675 W. Peachtree St., N.E.  
 Atlanta, Georgia 30375  
 ISSUED: JANUARY 29, 2002

TARIFF F.C.C. NO. 1  
 2ND REVISED PAGE 23-63  
 CANCELS 1ST REVISED PAGE 23-63

EFFECTIVE: JANUARY 30, 2002

# ACCESS SERVICE

## 23 - Metropolitan Statistical Area Access Services (Cont'd)

### 23.5 Rates and Charges (Cont'd)

#### 23.5.2 BellSouth SPA Service (Cont'd)

##### 23.5.2.5 Video (a.k.a. BellSouth SPA Video) Services (Cont'd)

##### 23.5.2.5.4 70 MHz Transport Video (a.k.a. BellSouth SPA 70MHz Transport) Service

##### 23.5.2.5.4.1 Rates and Charges

		Recurring Charges			
	Nonrecurring Charge	Month To Month	Plan 1 12-36 Months <sup>1</sup>	Plan 2 37-60 Months <sup>1</sup>	USOC
A. Local Channel, each					
(1) Transmit	\$365.00	\$350.00	\$280.00	\$245.00	XD7LT
(2) Receive	\$365.00	\$328.00	\$262.00	\$230.00	XD7LR
B. Interoffice Channel,Each					
(1) Fixed	\$275.00	\$ 22.00	\$ 20.00	\$ 16.00	XD7XF
(2) Per Airline mile or fraction thereof	N/A	(D) \$ 49.00	\$ 39.00	\$ 34.00	XD7XA
(3) Regenerator, each (Requires 1 per 10 airline miles after initial 10 airline miles)	\$ 65.00	\$290.00	\$232.00	\$205.00	XD7XB

Note 1: Rates not available to customers subscribing on or after December 29, 2001.

\*\*\*\*\*

BELLSOUTH TELECOMMUNICATIONS, INC.  
 BY: Operations Manager - Pricing  
 29G57, 675 W. Peachtree St., N.E.  
 Atlanta, Georgia 30375  
 ISSUED: JANUARY 29, 2002

TARIFF F.C.C. NO. 1  
 2ND REVISED PAGE 23-64  
 CANCELS 1ST REVISED PAGE 23-64

EFFECTIVE: JANUARY 30, 2002

# ACCESS SERVICE

## 23 - Metropolitan Statistical Area Access Services (Cont'd)

### 23.5 Rates and Charges (Cont'd)

#### 23.5.2 BellSouth SPA Service (Cont'd)

##### 23.5.2.5 Video (a.k.a. BellSouth SPA Video) Services (Cont'd)

##### 23.5.2.5.5 DS3 Digital Video (a.k.a. BellSouth SPA DS3 Digital Video) Service

##### 23.5.2.5.5.1 Rates and Charges

Rates and Charges		Month to Month	Recurring Charges		USOC
Non- Nonrecurring Charges			Plan 1 12-36 Months <sup>1</sup>	Plan 2 37-60 Months <sup>1</sup>	
A. Local Channel, each					
(1) TV1D-Transmit	\$370	\$760	\$646	\$570	DV3LT
(2) TV1D-Receive	\$370	\$760	\$646	\$570	DV3LR
(3) TVD-Transmit	\$370	\$293	\$249	\$226	DV3LS
(4) TVD-Receive	\$370	\$293	\$249	\$226	DV3LU
B. Interoffice Channel, each (One way)					
(1) Fixed	\$100 (D)	\$365 (D)	\$318	\$287	DV31T
(2) Per Airline Mile or	N/A	\$ 49 (D)	\$ 39	\$ 34	DV31R
C. Central Office Terminations, each					
(1) Transmit	\$100 (D)	\$242 (D)	\$209	\$188	DV3CT
(2) Receive	\$100 (D)	\$242 (D)	\$209	\$188	DV3CR

Note 1: Rates not available to customers subscribing on or after December 29, 2001.

\*\*\*\*\*

EFFECTIVE: JANUARY 23, 2001

ACCESS SERVICE

23 - Metropolitan Statistical Area Access Services (Cont'd)

23.5 Rates and Charges (Cont'd)

23.5.2 BellSouth SPA Service (Cont'd)

23.5.2.5 Video (a.k.a. BellSouth SPA Video) Services (Cont'd)

23.5.2.5.6 BellSouth SPA Modular Video Transport Service

23.5.2.5.6.1 Rates and Charges

	Non- recurring Charges	Month to Month	Plan A 24-48 Months	Recurring Charges		USOC	
				Plan B 49-72 Months	Plan C 73-96 Month		
A. Local Channel, each							
(1) Single Channel System, per channel							
(a) Transmit	\$276.00	\$300.00	\$270.00	\$239.00	\$217.00	MVTST	
(b) Receive	\$276.00	\$308.00	\$276.00	\$243.00	\$222.00	MVTSR	
(2) Multiple Channel System, per channel							
(a) Transmit	\$275.00	\$1035.00	\$900.00	\$819.00	\$744.00	MVTCT	
(b) Receive	\$275.00	\$1000.00	\$870.00	\$791.00	\$719.00	MVTCR	
(c) Drop/Add	\$275.00	\$1610.00	\$1399.00	\$1272.00	\$1157.00	MVTCB	
(3) Single Channel Tributaries, per channel <sup>1</sup>							
(a) Drop-Transmit	\$290.00	\$188.00	\$163.00	\$149.00	\$121.00	MVTDI	
(b) Drop-Receive	\$290.00	\$188.00	\$163.00	\$149.00	\$121.00	MVTDI	
(c) Add-Transmit	\$290.00	\$188.00	\$163.00	\$149.00	\$121.00	MVTAT	
(d) Add-Receive	\$290.00	\$188.00	\$163.00	\$149.00	\$121.00	MVTAR	
(4) Video Interfaces, per interface							
(a) NTSC10 Transmit	\$ 35.00	\$165.00	\$143.00	\$130.00	\$119.00	MVT1T	
(b) NTSC10 Receive	\$ 35.00	\$165.00	\$143.00	\$130.00	\$119.00	MVT1R	
(c) NTSC8 Transmit	\$ 35.00	\$ 84.00	\$ 73.00	\$ 66.00	\$ 60.00	MVT4T	
(d) NTSC8 Receive	\$ 35.00	\$ 84.00	\$ 73.00	\$ 66.00	\$ 60.00	MVT4R	
(e) Component 270 Transmit	\$ 45.00	\$271.00	\$236.00	\$215.00	\$192.00	MVT2T	
(f) Component 270 Receive	\$ 45.00	\$271.00	\$236.00	\$215.00	\$192.00	MVT2R	
(g) ATV Transmit	\$ 45.00	\$131.00	\$115.00	\$104.00	\$ 94.00	MVT3T	
(h) ATV Receive	\$ 45.00	\$131.00	\$115.00	\$104.00	\$ 94.00	MVT3R	
(i) IF Transmit	\$ 45.00	\$109.00	\$ 95.00	\$ 82.00	\$78.00	MVT5T	
(j) IF Receive	\$ 45.00	\$109.00	\$ 95.00	\$ 82.00	\$78.00	MVT5R	

Note 1: Single Channel Tributaries may only be ordered in conjunction with Multiple Channel Systems.



EFFECTIVE: JANUARY 23, 2001

ACCESS SERVICE

23 - Metropolitan Statistical Area Access Services (Cont'd)

23.5 Rates and Charges (Cont'd)

23.5.2 BellSouth SPA Service

23.5.2.5 Video (a.k.a. BellSouth SPA Video) Services (Cont'd)

23.5.2.5.6 BellSouth SPA Modular Video Transport Service (Cont'd)

23.5.2.5.6.1 Rates and Charges (Cont'd)

	Non- recurring <u>Charges</u>	Month to <u>Month</u>	Plan A 24-48 <u>Months</u>	Recurring <u>Charges</u> Plan B 49-72 <u>Months</u>	Plan C 73-96 <u>Months</u>	<u>USOC</u>
(B) Interoffice Channel						
(1) Single Channel System						
(a) Per airline mile or fraction thereof <sup>1</sup>	\$115.00	\$ 52.00	\$45.00	\$41.00	\$37.00	1L5SC
(b) Regenerators (Requires 1 per 20 miles after initial 20 miles)	\$260.00	\$296.00	\$266.00	\$243.00	\$220.00	MVTRS
(2) Multiple Channel System						
(a) Per airline mile or fraction thereof <sup>1</sup>	\$210.00	\$ 52.00	\$45.00	\$41.00	\$37.00	1L5VA
(b) Regenerators (Requires 1 per 20 miles after initial 20 miles)	\$260.00	\$866.00	\$753.00	\$685.00	\$622.00	MVTRG
(C) Optional Features						
(1) Network Status Monitoring	\$ 60.00	\$568.00	\$494.00	\$449.00	\$408.00	MVTNM
(2) Audio/Video Jack Fields	\$250.00	\$182.00	\$159.00	\$144.00	\$131.00	MVTJF
(3) Fiber Optic Splitter	\$415.00	\$ 79.00	\$ 62.00	\$58.00	\$ 56.00	MVTSP

Note 1: Only one nonrecurring charge is applicable per Interoffice Channel installed at the same location at the same time.

\*\*\*\*\*

EFFECTIVE: JANUARY 23, 2001

ACCESS SERVICE

23 - Metropolitan Statistical Area Access Services (Cont'd)

23.5 Rates and Charges (Cont'd)

23.5.2 BellSouth SPA Service (Cont'd)

23.5.2.6 Wideband Analog (a.k.a. BellSouth SPA Wideband Analog) Service

ALL STATES

(A) Local Channel	USOC	Monthly Rates	Nonrecurring Charges
- Per Local Channel			
- 60 kHz - 108 kHz	TWT++	ICB	ICB
- 312 kHz - 552 kHz	TWT++	ICB	ICB
- 564 kHz - 3084 kHz	TWT++	ICB	ICB
- 300 Hz - 18 kHz	TWT++	ICB	ICB
- 29 kHz - 44 kHz	TWT++	ICB	ICB
(B) Interoffice Channel	USOC	Monthly Rates <u>Fixed</u>	<u>Per Mile</u>
(1) 60 kHz - 108 kHz			
<u>Mileage Bands</u>			
0	1L0++	None	None
Over 0 to 4	1L0++	ICB	ICB
Over 4 to 8	1L0++	ICB	ICB
Over 8 to 25	1L0++	ICB	ICB
Over 25 to 50	1L0++	ICB	ICB
Over 50	1L0++	ICB	ICB
(2) 312 kHz - 552 kHz			
<u>Mileage Bands</u>			
0	1L0++	None	None
Over 0 to 4	1L0++	ICB	ICB
Over 4 to 8	1L0++	ICB	ICB
Over 8 to 25	1L0++	ICB	ICB
Over 25 to 50	1L0++	ICB	ICB
Over 50	1L0++	ICB	ICB
(3) 564 kHz - 3084 kHz			
<u>Mileage Bands</u>			
0	1L0++	None	None
Over 0 to 4	1L0++	ICB	ICB
Over 4 to 8	1L0++	ICB	ICB
Over 8 to 25	1L0++	ICB	ICB
Over 25 to 50	1L0++	ICB	ICB
Over 50	1L0++	ICB	ICB

BELLSOUTH TELECOMMUNICATIONS, INC.  
 BY: Operations Manager - Pricing  
 29G57, 675 W. Peachtree St., N.E.  
 Atlanta, Georgia 30375  
 ISSUED: JANUARY 22, 2001

TARIFF F.C.C. NO. 1  
 ORIGINAL PAGE 23-68

EFFECTIVE: JANUARY 23, 2001

ACCESS SERVICE

23 - Metropolitan Statistical Area Access Services (Cont'd)

23.5 Rates and Charges (Cont'd)

23.5.2 BellSouth SPA Service (Cont'd)

23.5.2.6 Wideband Analog (a.k.a. BellSouth SPA Wideband Analog) Service  
 (Cont'd)

ALL STATES (Cont'd)

(B) Interoffice Channel (Cont'd)	<u>USOC</u>	<u>Monthly Rates</u>	
		<u>Fixed</u>	<u>Per Mile</u>
(4) 300 Hz - 18 kHz			
<u>Mileage Bands</u>			
0	1L0++	None	None
Over 0 to 4	1L0++	ICB	ICB
Over 4 to 8	1L0++	ICB	ICB
Over 8 to 25	1L0++	ICB	ICB
Over 25 to 50	1L0++	ICB	ICB
Over 50	1L0++	ICB	ICB
(5) 28 kHz - 44 kHz			
<u>Mileage Bands</u>			
0	1L0++	None	None
Over 0 to 4	1L0++	ICB	ICB
Over 4 to 8	1L0++	ICB	ICB
Over 8 to 25	1L0++	ICB	ICB
Over 25 to 50	1L0++	ICB	ICB
Over 50	1L0++	ICB	ICB

\*\*\*\*\*

EFFECTIVE: JANUARY 23, 2001

ACCESS SERVICE

(N)

23 - Metropolitan Statistical Area Access Services (Cont'd)

(N)

23.5 Rates and Charges (Cont'd)

(N)

23.5.2 BellSouth SPA Service (Cont'd)

(N)

23.5.2.6 Wideband Analog (a.k.a. BellSouth SPA Wideband Analog) Service  
 (Cont'd)

(N)

ALL STATES (Cont'd)

(N)

(C) Optional Features and  
 Functions

USOC

Monthly  
 Rates

Nonrecurring  
 Charges

(N)

(N)

(1) Channelization

(N)

(a) Mastergroup to  
 Supergroup

(N)

- Per arrangement

(N)

MQ9++

ICB

None

(N)

(b) Supergroup to Group

(N)

- Per arrangement

(N)

MQS++

ICB

None

(N)

(c) Group to Voice

(N)

- Per arrangement

(N)

MQV++

ICB

None

(d) Group to DS1<sup>1</sup>

(N)

- Per arrangement

(N)

MQG++

ICB

None

Note 1: Requires two 60-108 kHz Local Channels and Interoffice Channel, one  
 1.544 Mbps Interoffice Channel and either a 1.544 Mbps Local Channel  
 or a DS1 Basic Channelization System and Central Office Channel  
 Interface(s), depending on whether the service terminates at a  
 customer's premises or was purchased as a facility to a Telephone  
 Company Hub for channelization to Voice Grade (a.k.a. BellSouth SPA  
 DS0 VG).

(N)

(N)

(N)

(N)

(N)

(N)

EFFECTIVE: JANUARY 23, 2001

ACCESS SERVICE

(N)

23 - Metropolitan Statistical Area Access Services (Cont'd)

(N)

23.5 Rates and Charges (Cont'd)

(N)

23.5.2 BellSouth SPA Service (Cont'd)

(N)

23.5.2.7 Wideband Data (a.k.a. BellSouth SPA Wideband Analog) Service (Cont'd)

(N)

ALL STATES (Cont'd)

(N)

(A) Local Channel

(N)

- Per Local Channel

- 19.2 or 18.75 kbps

- 50.0 or 40.8 kbps

- 230.4 kbps

USOC

Monthly

Rates

Nonrecurring

Charges

(N)

TWT++

ICB

ICB

(N)

TWT++

ICB

ICB

(N)

TWT++

ICB

ICB

(N)

(B) Interoffice Channel

(N)

USOC

Monthly Rates

Fixed

Per Mile

(N)

(1) 19.2 or 18.75 kbps

(N)

Mileage Bands

0

1L0++

None

None

(N)

Over 0 to 4

1L0++

ICB

ICB

(N)

Over 4 to 8

1L0++

ICB

ICB

(N)

Over 8 to 25

1L0++

ICB

ICB

(N)

Over 25 to 50

1L0++

ICB

ICB

(N)

Over 50

1L0++

ICB

ICB

(N)

(2) 50.0 or 40.8 kbps

(N)

Mileage Bands

0

1L0++

None

None

(N)

Over 0 to 4

1L0++

ICB

ICB

(N)

Over 4 to 8

1L0++

ICB

ICB

(N)

Over 8 to 25

1L0++

ICB

ICB

(N)

Over 25 to 50

1L0++

ICB

ICB

(N)

Over 50

1L0++

ICB

ICB

(N)

EFFECTIVE: JANUARY 23, 2001

ACCESS SERVICE

23 - Metropolitan Statistical Area Access Services (Cont'd)

23.5 Rates and Charges (Cont'd)

23.5.2 BellSouth SPA Service (Cont'd)

23.5.2.7 Wideband Data (a.k.a. BellSouth SPA Wideband Analog) Service (Cont'd)

ALL STATES (Cont'd)

(B) Interoffice Channel (Cont'd)	<u>USOC</u>	<u>Monthly Rates</u>	
		<u>Fixed</u>	<u>Per Mile</u>
(3) 230.4 kbps			
<u>Mileage Bands</u>			
0 1LO++	None	None	
Over 0 to 4	1LO++	ICB	ICB
Over 4 to 8	1LO++	ICB	ICB
Over 8 to 25	1LO++	ICB	ICB
Over 25 to 50	1LO++	ICB	ICB
Over 50	1LO++	ICB	ICB
(C) Optional Features and Functions	<u>USOC</u>	<u>Monthly Rates</u>	<u>Nonrecurring Charges</u>
(1) Key Activated Transfer Arrangement			
-Per four port arrangement including control			
Local Channel*	UTK++	ICB	ICB
(D) 303 Data Station			
- Per Local Channel where provided	TDQ++	ICB	ICB

\* The key activated control channel is rated as a Metallic (a.k.a. BellSouth SPA Metallic) Local Channel (use USOC T6EME in lieu of T6ECS) and Interoffice Channel, if applicable (use USOC IL5MX in lieu of IL5XX)

BELLSOUTH TELECOMMUNICATIONS, INC.  
 BY: Operations Manager - Pricing  
 29G57, 675 W. Peachtree St., N.E.  
 Atlanta, Georgia 30375  
 ISSUED: MARCH 19, 2004

TARIFF F.C.C. NO. 1  
 1ST REVISED PAGE 23-72  
 CANCELS ORIGINAL PAGE 23-72

EFFECTIVE: MARCH 20, 2004

# ACCESS SERVICE

## 23 - Metropolitan Statistical Area Access Services (Cont'd)

### 23.5 Rates and Charges (Cont'd)

#### 23.5.2 BellSouth SPA Service (Cont'd)

##### 23.5.2.8 Digital Data Access (a.k.a. BellSouth SPA DS0 Digital Data) Service

### ALL STATES

#### (A) Local Channel -Per Local Channel

		<u>Nonrecurring Charges</u>		<u>Month to Month</u>	<u>Plan A<sup>3</sup> (24-48 Mos.) Mo. Rates</u>	<u>Plan B<sup>3</sup> (49-72 Mos.) Mo. Rates</u>	<u>USOC</u>
		<u>First Service Installed</u>	<u>Additional Service Installed</u>				
(1) Lowspeed DDAS <sup>1</sup>	\$450.00	\$300.00		\$81.25(I)	\$56.00	\$ 54.00	T6ECS
(2) Highspeed DDAS <sup>2</sup>	\$520.00	\$350.00		\$127.50(I)	\$85.00	\$ 80.00	T6ECS

#### (B) Interoffice Channel

		<u>Nonrecurring Charges</u>	<u>Month to Month</u>	<u>Plan A<sup>3</sup> (24-48 Mos.) Mo. Rates</u>	<u>Plan B<sup>3</sup> (49-72 Mos.) Mo. Rates</u>	<u>USOC</u>
(1) Lowspeed DDAS <sup>1</sup>						
-Fixed	\$ 60.00		\$ 20.00	\$ 17.00	\$ 16.00	1L5XX
-Per Mile	N/A		1.90	\$ 1.50	\$ 1.00	1L5XX

Note 1: Lowspeed DDAS (a.k.a. BellSouth SPA DS0 Digital Data) is available at digital transmission speeds of 2.4, 4.8, 9.6 or 19.2 kbps.

Note 2: Highspeed DDAS (a.k.a. BellSouth SPA DS0 Digital Data) is available at digital transmission speeds of 56.0 or 64.0 kbps.

Note 3: Channel Services Payment Plan and Area Commitment Plan rates.

BELLSOUTH TELECOMMUNICATIONS, INC.  
 BY: Operations Manager - Pricing  
 29657, 675 W. Peachtree St., N.E.  
 Atlanta, Georgia 30375  
 ISSUED: JANUARY 22, 2001

TARIFF F.C.C. NO. 1  
 ORIGINAL PAGE 23-73

EFFECTIVE: JANUARY 23, 2001

ACCESS SERVICE

(N)

23 - Metropolitan Statistical Area Access Services (Cont'd)

(N)

23.5 Rates and Charges (Cont'd)

(N)

23.5.2 BellSouth SPA Service (Cont'd)

(N)

23.5.2.8 Digital Data Access (a.k.a. BellSouth SPA DS0 Digital Data) Service  
 (Cont'd)

(N)

(N)

ALL STATES (Cont'd)

(N)

(B) Interoffice Channel (Cont'd)

(N)

	<u>Nonrecurring Charges</u>	<u>Month to Month</u>	<u>Plan A<sup>2</sup> (24-48 Mos.) Mo. Rates</u>	<u>Plan B<sup>2</sup> (49-72 Mos.) Mo. Rates</u>	<u>USOC</u>	
(2) Highspeed DDAS <sup>1</sup> (a.k.a. BellSouth SPA DS0 Digital Data)						(N)
-Fixed	\$60.00	\$40.00	\$25.00	\$22.00	1L5XX	(N)
-Per Mile	N/A	\$ 4.00	\$ 3.00	\$ 2.00	1L5XX	(N)

Note 1: Highspeed DDAS (a.k.a. BellSouth SPA DS0 Digital Data) is available at digital transmission speeds of 56.0 or 64.0 kbps. (N)

(N)

Note 2: Channel Services Payment Plan and Area Commitment Plan rates.

(N)

\*\*\*\*\*



EFFECTIVE: JANUARY 23, 2001

ACCESS SERVICE

23 - Metropolitan Statistical Area Access Services (Cont'd)

23.5 Rates and Charges (Cont'd)

23.5.2 BellSouth SPA Service (Cont'd)

23.5.2.8 Digital Data Access (a.k.a. BellSouth SPA DS0 Digital Data) Service  
 (Cont'd)

ALL STATES (Cont'd)

(C) Optional Features and  
 Functions

	<u>Nonrecurring Charges</u>	<u>Month to Month</u>	<u>Plan A<sup>2</sup> (24-48 Mos.) Mo. Rates</u>	<u>Plan B<sup>2</sup> (49-72 Mos.) Mo. Rates</u>	<u>USOC</u>
(1) Bridging <sup>1</sup>					
- Per Port	\$15.00	\$16.20	\$13.00	\$12.00	BCNDA
(2) Loop Transfer Arrangement (Key Activated <sup>3</sup> or Dial-up <sup>4</sup> )					
- Per Four Port Arrangement <sup>5</sup>					
		<u>Nonrecurring Charges</u>	<u>Monthly</u>		
		<u>Initial</u>	<u>Subsequent</u>	<u>Rate</u>	<u>USOC</u>
		\$158.98	\$260.53	\$ 46.48	XTD

Note 1: This feature is not available with the Highspeed DDAS (a.k.a. BellSouth SPA DS0 Digital Data) 64.0 Kbps option.

Note 2: Channel Service Payment Plan rates.

Note 3: The key activated control channel is rated as a Metallic (a.k.a. BellSouth SPA Metallic) Local Channel (use USOC T6EME in lieu of T6ECS) and Interoffice Channel, if applicable (use USOC 1L5MX in lieu of 1L5XX).

Note 4: The Dial-up option requires the customer to purchase the Controller Arrangement (USOC XTDDU) from 13.3.8 following.

Note 5: An additional Local Channel charge will also apply whenever a spare channel is configured as a leg to the customers premises. Additional Interoffice Channel charges will also apply when the transfer arrangement is not located in the customer premises serving wire center.

EFFECTIVE: JANUARY 23, 2001

ACCESS SERVICE

23 - Metropolitan Statistical Area Access Services (Cont'd)

23.5 Rates and Charges (Cont'd)

23.5.2 BellSouth SPA Service (Cont'd)

23.5.2.8 Digital Data Access (a.k.a. BellSouth SPA DS0 Digital Data) Service  
 (Cont'd)

ALL STATES (Cont'd)

(C) Optional Features and Functions (Cont'd)

	<u>Nonrecurring Charges</u>		Month	Plan A <sup>1</sup>	Plan B <sup>1</sup>	<u>USOC</u>
	<u>Initial</u>	<u>Subsequent</u>	to	(24-48 Mos.)	(49-72 Mos.)	
(3) Secondary Channel Capability <sup>2</sup> - Per Local Channel	\$ 19.26	\$140.00	\$16.20	\$13.00	\$12.00	SFS

	<u>Nonrecurring Charges</u>		<u>USOC</u>
	<u>First</u>	<u>Additional</u>	
(4) Speed Change Charge - Per Local Channel	\$330.00	\$165.00	SCH

	<u>Nonrecurring Charges</u>	<u>Monthly Rates</u>	<u>USOC</u>
(D) Manual Update NCI Code - Per circuit rolled over from 1.544 Mbps to 44.736 Mbps High Capacity (a.k.a. Bell South SPA High Capacity) Service	\$104.98	NONE	RDG

Note 1: Channel Services Payment Plan rates.

Note 2: This feature is not available with the Highspeed DDAS (a.k.a. BellSouth SPA DS0 Digital Data) 64.0 Kbps option.

BELLSOUTH TELECOMMUNICATIONS, INC.  
 BY: Operations Manager - Pricing  
 29657, 675 W. Peachtree St., N.E.  
 Atlanta, Georgia 30375  
 ISSUED: JANUARY 22, 2001

TARIFF F.C.C. NO. 1  
 ORIGINAL PAGE 23-76

EFFECTIVE: JANUARY 23, 2001

ACCESS SERVICE

(N)

23 - Metropolitan Statistical Area Access Services (Cont'd)

(N)

23.5 Rates and Charges (Cont'd)

(N)

23.5.2 BellSouth SPA Service (Cont'd)

(N)

23.5.2.8 Digital Data Access (a.k.a. BellSouth SPA DS0 Digital Data) Service  
 (Cont'd)

(N)

(N)

ALL STATES (Cont'd)

(N)

	<u>USOC</u>	<u>Monthly Rates</u>	<u>Nonrecurring Charges</u>	(N)
(E) Public Packet Switching				(N)
Network (PPSN) Interface				(N)
Arrangement*				(N)

(1) Basic Protocol Interface Arrangements

(N)

- Per X.75 arrangement, 9.6 Kbps	UME97	\$103.00	\$260.00	(N)
- Per X.75 arrangement, 56 Kbps	UME57	\$168.00	\$260.00	(N)
- Per X.25 arrangement, 9.6 Kbps	UME92	\$ 63.00	\$260.00	(N)
- Per X.25 arrangement, 56 Kbps	UME52	\$128.00	\$260.00	(N)

\*An Interface Arrangement consists of a Port and Central Office Data set.

(N)

\*\*\*\*\*

BELLSOUTH TELECOMMUNICATIONS, INC.  
 BY: Operations Manager - Pricing  
 29G57, 675 W. Peachtree St., N.E.  
 Atlanta, Georgia 30375  
 ISSUED: JANUARY 22, 2001

TARIFF F.C.C. NO. 1  
 ORIGINAL PAGE 23-77

EFFECTIVE: JANUARY 23, 2001

ACCESS SERVICE				(N)
23 - Metropolitan Statistical Area Access Services (Cont'd)				(N)
23.5 <u>Rates and Charges</u> (Cont'd)				(N)
23.5.2 <u>BellSouth SPA Service</u> (Cont'd)				(N)
23.5.2.8 <u>Digital Data Access (a.k.a. BellSouth SPA DS0 Digital Data) Service</u> (Cont'd)				(N)
<u>ALL STATES</u> (Cont'd)				(N)
(F) Mechanized NCI Code Update	USOC	Monthly	Nonrecurring	(N)
- Per circuit per tape	NRBU1	<u>Rates</u>	<u>Charges</u>	(N)
		None	\$ 51.96	(N)
- Processing charge				(N)
per tape file run	NRBU2	None	\$861.46	(N)
(G) Public Packet Switching Network				(N)
(PPSN) Transport Charges				(N)
	USOC	Monthly	Nonrecurring	(N)
(1) Transport Charges		<u>Rates</u>	<u>Charges</u>	(N)
-Per X.75 arrangement, 9.6 Kbps	PD796	\$135.00	None	(N)
-Per X.75 arrangement, 56 Kbps	PD756	\$225.00	None	(N)
				(N)
-Per X.25 arrangement, 9.6 Kbps	PD296	\$120.00	None	(N)
-Per X.25 arrangement, 56 Kbps	PD256	\$200.00	None	(N)

\*\*\*\*\*

BELLSOUTH TELECOMMUNICATIONS, INC.  
BY: Operations Manager - Pricing  
29G57, 675 W. Peachtree St., N.E.  
Atlanta, Georgia 30375  
ISSUED: JANUARY 22, 2001

TARIFF F.C.C. NO. 1  
ORIGINAL PAGE 23-78

EFFECTIVE: JANUARY 23, 2001

ACCESS SERVICE

(N)

23 - Metropolitan Statistical Area Access Services (Cont'd)

(N)

23.5 Rates and Charges (Cont'd)

(N)

23.5.2 BellSouth SPA Service (Cont'd)

(N)

23.5.2.8 Digital Data Access (a.k.a. BellSouth SPA DS0 Digital Data) Service  
(Cont'd)

(N)

(N)

ALL STATES (Cont'd)

(N)

<u>USOC</u>	<u>Monthly Rates</u>	<u>Nonrecurring Charges</u>
-------------	--------------------------	---------------------------------

(N)

(N)

(N)

(H) PPSN Network Feature Change  
- Per Feature Change

SG9SX

NA

\$ 85.00

(N)

(N)

(I) Shared Network Arrangement  
- Coordination charge  
per arrangement  
- Processing charge  
per service order

NRBSN

None

\$ 69.21

ORC

None

\$ 6.53

(N)

(N)

(N)

(N)

(N)

\*\*\*\*\*

BELLSOUTH TELECOMMUNICATIONS, INC.  
 BY: Operations Manager - Pricing  
 29657, 675 W. Peachtree St., N.E.  
 Atlanta, Georgia 30375  
 ISSUED: JANUARY 22, 2001

TARIFF F.C.C. NO. 1  
 ORIGINAL PAGE 23-79

EFFECTIVE: JANUARY 23, 2001

ACCESS SERVICE

(N)

23 - Metropolitan Statistical Area Access Services (Cont'd)

(N)

23.5 Rates and Charges (Cont'd)

(N)

23.5.2 BellSouth SPA Service (Cont'd)

(N)

23.5.2.8 Digital Data Access (a.k.a. BellSouth SPA DSO Digital Data Service)  
 (Cont'd)

(N)

(N)

	Nonrecurring Charge	Month to Month	Plan A (24-48 ) Months	Plan B (49-72 ) Months	USOC	(N)
(J) Data over Voice per Local Channel						(N)
						(N)
- 9.6 kbps	\$590.24	\$47.00	\$39.00	\$37.00	DDVJE	(N)

Note 1: This option may be used in lieu of a 9.6 Kbps Digital Data Local  
 Channel in 5.8 (A). All other Digital Data (a.k.a. BellSouth SPA  
 DSO DigitalData) charges apply as appropriate. SCC cannot be  
 provided when this option is used. Multipoint Service is available  
 with this option.

(N)

(N)

(N)

(N)

(N)

Note 2: Not available at all service locations.

(N)

\*\*\*\*\*

BELLSOUTH TELECOMMUNICATIONS, INC.  
 BY: Operations Manager - Pricing  
 29657, 675 W. Peachtree St., N.E.  
 Atlanta, Georgia 30375  
 ISSUED: OCTOBER 31, 2001

TARIFF F.C.C. NO. 1  
 1ST REVISED PAGE 23-80  
 CANCELS ORIGINAL PAGE 23-80  
 EFFECTIVE: NOVEMBER 1, 2001

ACCESS SERVICE

23 - Metropolitan Statistical Area Access Services (Cont'd)

23.5 Rates and Charges (Cont'd)

23.5.2 BellSouth SPA Service (Cont'd)

23.5.2.9 High Capacity (a.k.a. BellSouth SPA High Capacity) Service

ALL STATES

Nonrecurring Charge

	<u>First Service Installed</u>	<u>Additional Service Installed</u>	<u>USOC</u>
(A) Local Channel - Per Local Channel			
(1) DS1 Service (a.k.a. BellSouth SPA DS1) - 1.544 Mbps	\$660.00	\$275.00	TMECS

Per Month Rates

<u>Zone 1 States</u>	<u>Month to Month</u>	<u>Plan A<sup>1</sup> 24 to 48 Months</u>	<u>Plan B<sup>1</sup> 49 to 72 Months</u>	<u>USOC</u>
Alabama	\$168.00 (I)	\$126.00	\$123.00	TMECS
Florida	\$168.00 (I)	\$126.00	\$123.00	TMECS
Georgia	\$168.00 (I)	\$126.00	\$123.00	TMECS
Kentucky	\$168.00 (I)	\$126.00	\$123.00	TMECS
Louisiana	\$168.00 (I)	\$126.00	\$123.00	TMECS
Mississippi	\$168.00 (I)	\$126.00	\$123.00	TMECS
North Carolina	\$168.00 (I)	\$126.00	\$123.00	TMECS
South Carolina	\$168.00 (I)	\$126.00	\$123.00	TMECS
Tennessee	\$168.00 (I)	\$126.00	\$123.00	TMECS

Note 1: Channel Services Payment Plan and Area Commitment Plan Rates

\*\*\*\*\*

BELLSOUTH TELECOMMUNICATIONS, INC.  
 BY: Operations Manager - Pricing  
 29G57, 675 W. Peachtree St., N.E.  
 Atlanta, Georgia 30375  
 ISSUED: OCTOBER 31, 2001

TARIFF F.C.C. NO. 1  
 1ST REVISED PAGE 23-81  
 CANCELS ORIGINAL PAGE 23-81

EFFECTIVE: NOVEMBER 1, 2001

# ACCESS SERVICE

## 23 - Metropolitan Statistical Area Access Services (Cont'd)

### 23.5 Rates and Charges (Cont'd)

#### 23.5.2 BellSouth SPA Service (Cont'd)

##### 23.5.2.9 High Capacity (a.k.a. BellSouth SPA High Capacity) Service (Cont'd)

#### A) Local Channel - Per Local Channel (Cont'd)

##### (1) DS1 Service (a.k.a. BellSouth SPA DS1) - 1.544 Mbps (Cont'd)

<u>Per Month Rates</u>				
<u>Zone 2</u>	<u>Month</u>	<u>Plan A<sup>1</sup></u>	<u>Plan B<sup>1</sup></u>	<u>USOC</u>
<u>States</u>	<u>to</u>	<u>24 to 48</u>	<u>49 to 72</u>	
	<u>Month</u>	<u>Months</u>	<u>Months</u>	
Alabama	\$175.00 (I)	\$126.00	\$123.00	TMECS
Florida	\$175.00 (I)	\$126.00	\$123.00	TMECS
Georgia	\$175.00 (I)	\$126.00	\$123.00	TMECS
Kentucky	\$175.00 (I)	\$126.00	\$123.00	TMECS
Lousiana	\$175.00 (I)	\$126.00	\$123.00	TMECS
Mississippi	\$175.00 (I)	\$126.00	\$123.00	TMECS
North Carolina	\$175.00 (I)	\$126.00	\$123.00	TMECS
South Carolina	\$175.00 (I)	\$126.00	\$123.00	TMECS
Tennessee	\$175.00 (I)	\$126.00	\$123.00	TMECS

<u>Zone 3</u>	<u>Month</u>	<u>Plan A<sup>1</sup></u>	<u>Plan B<sup>1</sup></u>	<u>USOC</u>
<u>States</u>	<u>to</u>	<u>24 to 48</u>	<u>49 to 72</u>	
	<u>Month</u>	<u>Months</u>	<u>Months</u>	
Alabama	\$180.00 (I)	\$126.00	\$123.00	TMECS
Florida	\$180.00 (I)	\$126.00	\$123.00	TMECS
Georgia	\$180.00 (I)	\$126.00	\$123.00	TMECS
Kentucky	\$180.00 (I)	\$126.00	\$123.00	TMECS
Lousiana	\$180.00 (I)	\$126.00	\$123.00	TMECS
Mississippi	\$180.00 (I)	\$126.00	\$123.00	TMECS
North Carolina	\$180.00 (I)	\$126.00	\$123.00	TMECS
South Carolina	\$180.00 (I)	\$126.00	\$123.00	TMECS
Tennessee	\$180.00 (I)	\$126.00	\$123.00	TMECS

Note 1: Channel Services Payment Plan and Area Commitment Plan Rates.

\*\*\*\*\*



BELLSOUTH TELECOMMUNICATIONS, INC.  
 BY: Operations Manager - Pricing  
 29G57, 675 W. Peachtree St., N.E.  
 Atlanta, Georgia 30375  
 ISSUED: JANUARY 22, 2001

TARIFF F.C.C. NO. 1  
 ORIGINAL PAGE 23-82

EFFECTIVE: JANUARY 23, 2001

ACCESS SERVICE (N)

23 - Metropolitan Statistical Area Access Services (Cont'd) (N)

23.5 Rates and Charges (Cont'd) (N)

23.5.2 BellSouth SPA Service (Cont'd) (N)

23.5.2.9 High Capacity (a.k.a. BellSouth SPA High Capacity) Service (Cont'd) (N)

(A) Local Channel (N)

- Per Local Channel (Cont'd) (N)

ALL STATES (N)

	<u>Nonrecurring Charge</u>				
	<u>First</u>	<u>Additional</u>			
	<u>Service</u>	<u>Service</u>			
	<u>Installed</u>	<u>Installed</u>	<u>Monthly</u>		
			<u>Rates</u>	<u>USOC</u>	
(2) DS1C and DS2 Services					(N)
- 3.152 Mbps	ICB	ICB	ICB	TWT++	(N)
- 6.312 Mbps	ICB	ICB	ICB	TWT++	(N)

\*\*\*\*\*

BELLSOUTH TELECOMMUNICATIONS, INC.  
 BY: Operations Manager - Pricing  
 29657, 675 W. Peachtree St., N.E.  
 Atlanta, Georgia 30375  
 ISSUED: OCTOBER 31, 2001

TARIFF F.C.C. NO. 1  
 1ST REVISED PAGE 23-83  
 CANCELS ORIGINAL PAGE 23-83  
 EFFECTIVE: NOVEMBER 1, 2001

# ACCESS SERVICE

## 23 – Metropolitan Statistical Area Access Services (Cont'd)

### 23.5 Rates and Charges (Cont'd)

#### 23.5.2 BellSouth SPA Service (Cont'd)

##### 23.5.2.9 High Capacity (a.k.a. BellSouth SPA High Capacity) Service (Cont'd)

###### (A) Local Channel (Per Local Channel) (Cont'd)

###### (3) LightGate service (a.k.a. BellSouth SPA Point to Point Network) Local Channel Systems (Includes first one-half air mile)

###### (a) LightGate 1 service (a.k.a. BellSouth SPA Point to Point Network DS3 Capacity) System

Per System

###### ALL STATES

Nonrecurring  
Charge

USOC

\$300.00

HFSC6

Zone 1

Month  
 to  
 Month  
Rates

USOC

###### States

Alabama \$2070.00  
 Florida \$2070.00  
 Georgia \$2070.00  
 Kentucky \$2070.00  
 Louisiana \$2070.00  
 Mississippi \$2070.00  
 North Carolina \$2070.00  
 South Carolina \$2070.00  
 Tennessee \$2070.00

HFSC6  
 HFSC6  
 HFSC6  
 HFSC6  
 HFSC6  
 HFSC6  
 HFSC6  
 HFSC6  
 HFSC6

(I)  
 (I)  
 (I)  
 (I)  
 (I)  
 (I)  
 (I)  
 (I)  
 (I)

Zone 2

Month  
 to  
 Month  
Rates

USOC

###### States

Alabama \$2070.00  
 Florida \$2070.00  
 Georgia \$2070.00  
 Kentucky \$2070.00  
 Louisiana \$2070.00  
 Mississippi \$2070.00  
 North Carolina \$2070.00  
 South Carolina \$2070.00  
 Tennessee \$2070.00

HFSC6  
 HFSC6  
 HFSC6  
 HFSC6  
 HFSC6  
 HFSC6  
 HFSC6  
 HFSC6  
 HFSC6

(I)  
 (I)  
 (I)  
 (I)  
 (I)  
 (I)  
 (I)  
 (I)  
 (I)

\*\*\*\*\*

BELLSOUTH TELECOMMUNICATIONS, INC.  
BY: Operations Manager - Pricing  
29G57, 675 W. Peachtree St., N.E.  
Atlanta, Georgia 30375  
ISSUED: OCTOBER 31, 2001

TARIFF F.C.C. NO. 1  
1ST REVISED PAGE 23-84  
CANCELS ORIGINAL PAGE 23-84

EFFECTIVE: NOVEMBER 1, 2001

## ACCESS SERVICE

### 23 – Metropolitan Statistical Area Access Services (Cont'd)

#### 23.5 Rates and Charges (Cont'd)

##### 23.5.2 BellSouth SPA Service (Cont'd)

##### 23.5.2.9 High Capacity (a.k.a. BellSouth SPA High Capacity) Service (Cont'd)

###### (A) Local Channel (Per Local Channel) (Cont'd)

###### (3) LightGate service (a.k.a. BellSouth SPA Point to Point Network) Local Channel Systems (Includes first one-half air mile) (Cont'd)

###### (a) LightGate 1 service (a.k.a. BellSouth SPA Point to Point Network DS3 Capacity) System (Cont'd)

Per System (Cont'd)

Zone 3	Month to Month Rates	USOC	
<u>States</u>			
Alabama	\$2070.00	HFSC6	(I)
Florida	\$2070.00	HFSC6	(I)
Georgia	\$2070.00	HFSC6	(I)
Kentucky	\$2070.00	HFSC6	(I)
Louisiana	\$2070.00	HFSC6	(I)
Mississippi	\$2070.00	HFSC6	(I)
North Carolina	\$2070.00	HFSC6	(I)
South Carolina	\$2070.00	HFSC6	(I)
Tennessee	\$2070.00	HFSC6	(I)

\*\*\*\*\*

BELLSOUTH TELECOMMUNICATIONS, INC.  
BY: Operations Manager - Pricing  
29G57, 675 W. Peachtree St., N.E.  
Atlanta, Georgia 30375  
ISSUED: JANUARY 22, 2001

TARIFF F.C.C. NO. 1  
ORIGINAL PAGE 23-85

EFFECTIVE: JANUARY 23, 2001

ACCESS SERVICE

(N)

23 – Metropolitan Statistical Area Access Services (Cont'd)

(N)

23.5 Rates and Charges (Cont'd)

(N)

23.5.2 BellSouth SPA Service (Cont'd)

(N)

23.5.2.9 High Capacity (a.k.a. BellSouth SPA High Capacity) Service (Cont'd)

(N)

(A) Local Channel (Per Local Channel) (Cont'd)

(N)

(3) LightGate service (a.k.a. BellSouth SPA Point to Point Network) Local  
Channel Systems (Includes first one-half air mile) (Cont'd)

(N)

(N)

(b) LightGate 2 service (a.k.a. BellSouth SPA Point to Point Network 3  
DS3 capacity) System

(N)

(N)

Per System

(N)

ALL STATES

(N)

Nonrecurring  
Charge

USOC

(N)

(N)

\$300.00

HFSCD

(N)

Zone 1

Month  
to  
Month  
Rates

(N)

(N)

(N)

(N)

(N)

(N)

(N)

(N)

(N)

(N)

(N)

(N)

States

Alabama

\$3760.00

HFSCD

(N)

Florida

\$3760.00

HFSCD

(N)

Georgia

\$3760.00

HFSCD

(N)

Kentucky

\$3760.00

HFSCD

(N)

Louisiana

\$3760.00

HFSCD

(N)

Mississippi

\$3760.00

HFSCD

(N)

North Carolina

\$3760.00

HFSCD

(N)

South Carolina

\$3760.00

HFSCD

(N)

Tennessee

\$3760.00

HFSCD

(N)

\*\*\*\*\*

EFFECTIVE: JANUARY 23, 2001

ACCESS SERVICE

(N)

23 – Metropolitan Statistical Area Access Services (Cont'd)

(N)

23.5 Rates and Charges (Cont'd)

(N)

23.5.2 BellSouth SPA Service (Cont'd)

(N)

23.5.2.9 High Capacity (a.k.a. BellSouth SPA High Capacity) Service (Cont'd)

(N)

(A) Local Channel (Per Local Channel) (Cont'd)

(N)

(3) LightGate service (a.k.a. BellSouth SPA Point to Point Network)

(N)

Local Channel Systems (Includes first one-half air mile) (Cont'd)

(N)

(b) LightGate 2 service (a.k.a. BellSouth SPA Point to Point Network 3  
DS3 Capacity) System (Cont'd)

(N)

(N)

Per System (Cont'd)

(N)

Zone 2

Month  
to  
Month  
Rates

(N)

(N)

(N)

(N)

(N)

States

Alabama

\$3760.00

HFSCD

(N)

Florida

\$3760.00

HFSCD

(N)

Georgia

\$3760.00

HFSCD

(N)

Kentucky

\$3760.00

HFSCD

(N)

Louisiana

\$3760.00

HFSCD

(N)

Mississippi

\$3760.00

HFSCD

(N)

North Carolina

\$3760.00

HFSCD

(N)

South Carolina

\$3760.00

HFSCD

(N)

Tennessee

\$3760.00

HFSCD

(N)

Zone 3

Month  
to  
Month  
Rates

(N)

(N)

(N)

(N)

States

Alabama

\$3760.00

HFSCD

(N)

Florida

\$3760.00

HFSCD

(N)

Georgia

\$3760.00

HFSCD

(N)

Kentucky

\$3760.00

HFSCD

(N)

Louisiana

\$3760.00

HFSCD

(N)

Mississippi

\$3760.00

HFSCD

(N)

North Carolina

\$3760.00

HFSCD

(N)

South Carolina

\$3760.00

HFSCD

(N)

Tennessee

\$3760.00

HFSCD

(N)

BELLSOUTH TELECOMMUNICATIONS, INC.  
BY: Operations Manager - Pricing  
29G57, 675 W. Peachtree St., N.E.  
Atlanta, Georgia 30375  
ISSUED: JANUARY 22, 2001

TARIFF F.C.C. NO. 1  
ORIGINAL PAGE 23-87

EFFECTIVE: JANUARY 23, 2001

ACCESS SERVICE

			(N)
23 - Metropolitan Statistical Area Access Services (Cont'd)			(N)
23.5 <u>Rates and Charges</u> (Cont'd)			(N)
23.5.2 <u>BellSouth SPA Service</u> (Cont'd)			(N)
23.5.2.9 <u>High Capacity (a.k.a. BellSouth SPA High Capacity) Service</u> (Cont'd)			(N)
(A) Local Channel (Per Local Channel) (Cont'd)			(N)
(3) LightGate service (a.k.a. BellSouth SPA Point to Point Network) Local Channel Systems (Includes first one-half air mile) (Cont'd)			(N)
(c) LightGate 2 service (a.k.a. BellSouth SPA Point to Point Network 3 DS3 Capacity) System (Cont'd)			(N)
Per System with Optical Customer Termination			(N)
	<u>ALL STATES</u>		(N)
	Nonrecurring Charge	<u>USOC</u>	(N)
	\$300.00	HFSL2	(N)
Zone 1	Month to Month Rates		(N)
<u>States</u>		<u>USOC</u>	(N)
Alabama	\$3200.00	HFSL2	(N)
Florida	\$3200.00	HFSL2	(N)
Georgia	\$3200.00	HFSL2	(N)
Kentucky	\$3200.00	HFSL2	(N)
Louisiana	\$3200.00	HFSL2	(N)
Mississippi	\$3200.00	HFSL2	(N)
North Carolina	\$3200.00	HFSL2	(N)
South Carolina	\$3200.00	HFSL2	(N)
Tennessee	\$3200.00	HFSL2	(N)
Zone 2	Month to Month Rates		(N)
<u>States</u>		<u>USOC</u>	(N)
Alabama	\$3200.00	HFSL2	(N)
Florida	\$3200.00	HFSL2	(N)
Georgia	\$3200.00	HFSL2	(N)
Kentucky	\$3200.00	HFSL2	(N)
Louisiana	\$3200.00	HFSL2	(N)
Mississippi	\$3200.00	HFSL2	(N)
North Carolina	\$3200.00	HFSL2	(N)
South Carolina	\$3200.00	HFSL2	(N)
Tennessee	\$3200.00	HFSL2	(N)

\*\*\*\*\*

EFFECTIVE: JANUARY 23, 2001

ACCESS SERVICE

			(N)
23 – Metropolitan Statistical Area Access Services (Cont'd)			(N)
23.5 <u>Rates and Charges</u> (Cont'd)			(N)
23.5.2 <u>BellSouth SPA Service</u> (Cont'd)			(N)
23.5.2.9 <u>High Capacity (a.k.a. BellSouth SPA High Capacity) Service</u> (Cont'd)			(N)
(A) Local Channel (Per Local Channel) (Cont'd)			(N)
(3) LightGate service (a.k.a. BellSouth SPA Point to Point Network) Local Channel Systems (Includes first one-half air mile) (Cont'd)			(N)
(c) LightGate 2 service (a.k.a. BellSouth SPA Point to Point Network 3 DS3 Capacity) System (Cont'd)			(N)
Per System with Optical Customer Termination (Cont'd)			(N)
Zone 3	Month to Month		(N)
<u>States</u>	<u>Rates</u>	<u>USOC</u>	(N)
Alabama	\$3200.00	HFSL2	(N)
Florida	\$3200.00	HFSL2	(N)
Georgia	\$3200.00	HFSL2	(N)
Kentucky	\$3200.00	HFSL2	(N)
Louisiana	\$3200.00	HFSL2	(N)
Mississippi	\$3200.00	HFSL2	(N)
North Carolina	\$3200.00	HFSL2	(N)
South Carolina	\$3200.00	HFSL2	(N)
Tennessee	\$3200.00	HFSL2	(N)
(d) LightGate 3 service (a.k.a. BellSouth SPA Point to Point Network 12 DS3 capacity) System			(N)
Per System			(N)
	<u>ALL STATES</u>		(N)
	<u>Nonrecurring Charge</u>	<u>USOC</u>	(N)
	\$300.00	HFSCF	(N)
Zone 1	Month to Month		(N)
<u>States</u>	<u>Rates</u>	<u>USOC</u>	(N)
Alabama	\$5600.00	HFSCF	(N)
Florida	\$5600.00	HFSCF	(N)
Georgia	\$5600.00	HFSCF	(N)
Kentucky	\$5600.00	HFSCF	(N)
Louisiana	\$5600.00	HFSCF	(N)
Mississippi	\$5600.00	HFSCF	(N)
North Carolina	\$5600.00	HFSCF	(N)
South Carolina	\$5600.00	HFSCF	(N)
Tennessee	\$5600.00	HFSCF	(N)

\*\*\*\*\*

EFFECTIVE: JANUARY 23, 2001

ACCESS SERVICE

23 – Metropolitan Statistical Area Access Services (Cont'd)			(N)
23.5 <u>Rates and Charges</u> (Cont'd)			(N)
23.5.2 <u>BellSouth SPA Service</u> (Cont'd)			(N)
23.5.2.9 <u>High Capacity (a.k.a. BellSouth SPA High Capacity) Service</u> (Cont'd)			(N)
(A) Local Channel (Per Local Channel) (Cont'd)			(N)
(3) LightGate service (a.k.a. BellSouth SPA Point to Point Network) Local Channel Systems (Includes first one-half air mile) (Cont'd)			(N)
(d) LightGate 3 service (a.k.a. BellSouth SPA Point to Point Network 12 DS3 Capacity) System (Cont'd)			(N)
Per System (Cont'd)			(N)
Zone 2	Month to Month Rates		(N)
<u>States</u>		<u>USOC</u>	(N)
Alabama	\$5600.00	HFSCF	(N)
Florida	\$5600.00	HFSCF	(N)
Georgia	\$5600.00	HFSCF	(N)
Kentucky	\$5600.00	HFSCF	(N)
Louisiana	\$5600.00	HFSCF	(N)
Mississippi	\$5600.00	HFSCF	(N)
North Carolina	\$5600.00	HFSCF	(N)
South Carolina	\$5600.00	HFSCF	(N)
Tennessee	\$5600.00	HFSCF	(N)
Zone 3	Month to Month Rates		(N)
<u>States</u>		<u>USOC</u>	(N)
Alabama	\$5600.00	HFSCF	(N)
Florida	\$5600.00	HFSCF	(N)
Georgia	\$5600.00	HFSCF	(N)
Kentucky	\$5600.00	HFSCF	(N)
Louisiana	\$5600.00	HFSCF	(N)
Mississippi	\$5600.00	HFSCF	(N)
North Carolina	\$5600.00	HFSCF	(N)
South Carolina	\$5600.00	HFSCF	(N)
Tennessee	\$5600.00	HFSCF	(N)



EFFECTIVE: JANUARY 23, 2001

ACCESS SERVICE

			(N)
23 - Metropolitan Statistical Area Access Services (Cont'd)			(N)
23.5 <u>Rates and Charges</u> (Cont'd)			(N)
23.5.2 <u>BellSouth SPA Service</u> (Cont'd)			(N)
23.5.2.9 <u>High Capacity (a.k.a. BellSouth SPA High Capacity) Service</u> (Cont'd)			(N)
(A) Local Channel (Per Local Channel) (Cont'd)			(N)
(3) LightGate service (a.k.a. BellSouth SPA Point to Point Network) Local Channel Systems (Includes first one-half air mile) (Cont'd)			(N)
(e) LightGate 3 service (a.k.a. BellSouth SPA Point to Point Network 12 DS3 Capacity) System (Cont'd)			(N)
Per System with Optical Customer Termination			(N)
	<u>ALL STATES</u>		(N)
	Nonrecurring Charge	<u>USOC</u>	(N)
	\$300.00	HFSL3	(N)
Zone 1	Month to Month Rates		(N)
<u>States</u>		<u>USOC</u>	(N)
Alabama	\$4800.00	HFSL3	(N)
Florida	\$4800.00	HFSL3	(N)
Georgia	\$4800.00	HFSL3	(N)
Kentucky	\$4800.00	HFSL3	(N)
Louisiana	\$4800.00	HFSL3	(N)
Mississippi	\$4800.00	HFSL3	(N)
North Carolina	\$4800.00	HFSL3	(N)
South Carolina	\$4800.00	HFSL3	(N)
Tennessee	\$4800.00	HFSL3	(N)
Zone 2	Month to Month Rates		(N)
<u>States</u>		<u>USOC</u>	(N)
Alabama	\$4800.00	HFSL3	(N)
Florida	\$4800.00	HFSL3	(N)
Georgia	\$4800.00	HFSL3	(N)
Kentucky	\$4800.00	HFSL3	(N)
Louisiana	\$4800.00	HFSL3	(N)
Mississippi	\$4800.00	HFSL3	(N)
North Carolina	\$4800.00	HFSL3	(N)
South Carolina	\$4800.00	HFSL3	(N)
Tennessee	\$4800.00	HFSL3	(N)

EFFECTIVE: JANUARY 23, 2001

ACCESS SERVICE

			(N)
23 – Metropolitan Statistical Area Access Services (Cont'd)			(N)
23.5 <u>Rates and Charges</u> (Cont'd)			(N)
23.5.2 <u>BellSouth SPA Service</u> (Cont'd)			(N)
23.5.2.9 <u>High Capacity (a.k.a. BellSouth SPA High Capacity) Service</u> (Cont'd)			(N)
(A) Local Channel (Per Local Channel) (Cont'd)			(N)
(3) LightGate service (a.k.a. BellSouth SPA Point to Point Network) Local Channel Systems (Includes first one-half air mile) (Cont'd)			(N)
(e) LightGate 3 service (a.k.a. BellSouth SPA Point to Point Network 12 DS3 Capacity) System (Cont'd)			(N)
Per System with Optical Customer Termination (Cont'd)			(N)
Zone 3			(N)
	Month to Month		(N)
<u>States</u>	<u>Rates</u>	<u>USOC</u>	(N)
Alabama	\$4800.00	HFSL3	(N)
Florida	\$4800.00	HFSL3	(N)
Georgia	\$4800.00	HFSL3	(N)
Kentucky	\$4800.00	HFSL3	(N)
Louisiana	\$4800.00	HFSL3	(N)
Mississippi	\$4800.00	HFSL3	(N)
North Carolina	\$4800.00	HFSL3	(N)
South Carolina	\$4800.00	HFSL3	(N)
Tennessee	\$4800.00	HFSL3	(N)
(f) LightGate 4 service (a.k.a. BellSouth SPA Point to Point Network 24 DS3 Capacity) System			(N)
Per System			(N)
	<u>ALL STATES</u>		(N)
	Nonrecurring <u>Charge</u>	<u>USOC</u>	(N)
	\$300.00	HFSC	(N)
Zone 1			(N)
	Month to Month		(N)
<u>States</u>	<u>Rates</u>	<u>USOC</u>	(N)
Alabama	\$10000.00	HFSC	(N)
Florida	\$10000.00	HFSC	(N)
Georgia	\$10000.00	HFSC	(N)
Kentucky	\$10000.00	HFSC	(N)
Louisiana	\$10000.00	HFSC	(N)
Mississippi	\$10000.00	HFSC	(N)
North Carolina	\$10000.00	HFSC	(N)
South Carolina	\$10000.00	HFSC	(N)
Tennessee	\$10000.00	HFSC	(N)

\*\*\*\*\*

EFFECTIVE: JANUARY 23, 2001

ACCESS SERVICE

			(N)
23 – Metropolitan Statistical Area Access Services (Cont'd)			(N)
23.5 <u>Rates and Charges</u> (Cont'd)			(N)
23.5.2 <u>BellSouth SPA Service</u> (Cont'd)			(N)
23.5.2.9 <u>High Capacity (a.k.a. BellSouth SPA High Capacity) Service</u> (Cont'd)			(N)
(A) Local Channel (Per Local Channel) (Cont'd)			(N)
(3) LightGate service (a.k.a. BellSouth SPA Point to Point Network) Local Channel Systems (Includes first one-half air mile) (Cont'd)			(N)
(f) LightGate 4 service (a.k.a. BellSouth SPA Point to Point Network 24 DS3 Capacity) System (Cont'd)			(N)
Per System (Cont'd)			(N)
Zone 2	Month to Month		(N)
<u>States</u>	<u>Rates</u>	<u>USOC</u>	(N)
Alabama	\$10000.00	HF SCH	(N)
Florida	\$10000.00	HF SCH	(N)
Georgia	\$10000.00	HF SCH	(N)
Kentucky	\$10000.00	HF SCH	(N)
Louisiana	\$10000.00	HF SCH	(N)
Mississippi	\$10000.00	HF SCH	(N)
North Carolina	\$10000.00	HF SCH	(N)
South Carolina	\$10000.00	HF SCH	(N)
Tennessee	\$10000.00	HF SCH	(N)
Zone 3	Month to Month		(N)
<u>States</u>	<u>Rates</u>	<u>USOC</u>	(N)
Alabama	\$10000.00	HF SCH	(N)
Florida	\$10000.00	HF SCH	(N)
Georgia	\$10000.00	HF SCH	(N)
Kentucky	\$10000.00	HF SCH	(N)
Louisiana	\$10000.00	HF SCH	(N)
Mississippi	\$10000.00	HF SCH	(N)
North Carolina	\$10000.00	HF SCH	(N)
South Carolina	\$10000.00	HF SCH	(N)
Tennessee	\$10000.00	HF SCH	(N)

BELLSOUTH TELECOMMUNICATIONS, INC.  
BY: Operations Manager - Pricing  
29657, 675 W. Peachtree St., N.E.  
Atlanta, Georgia 30375  
ISSUED: OCTOBER 31, 2001

TARIFF F.C.C. NO. 1  
1ST REVISED PAGE 23-93  
CANCELS ORIGINAL PAGE 23-93

EFFECTIVE: NOVEMBER 1, 2001

ACCESS SERVICE

23 - Metropolitan Statistical Area Access Services (Cont'd)

23.5 Rates and Charges (Cont'd)

23.5.2 BellSouth SPA Service (Cont'd)

23.5.2.9 High Capacity (a.k.a. BellSouth SPA High Capacity) Service (Cont'd)

ALL STATES (Cont'd)

(A) Local Channel (Per Local Channel) (Cont'd)

(3) LightGate service (a.k.a. BellSouth SPA Point to Point Network) Local Channel Systems (Cont'd)  
(Includes first one-half air mile)

(g) LightGate service (a.k.a. BellSouth SPA Point to Point Network)  
Asynchronous System Channel Interfaces

	<u>Non- Recurring Charge</u>	<u>Month to Month Rates</u>	<u>USOC</u>
<u>Central Office Channel Interfaces</u>			
Per DS3	\$180.00	\$115.00	1PQEC
Per 28 DS1 Channel System	\$290.00	\$600.00 (I) MQ3C0	
Per DS1	\$170.00	\$ 15.00 (I) 1PQE1	
<u>Customer Channel Interfaces</u>			
Per DS3	\$235.00	\$115.00	1PQEP
Per DS1	\$170.00	\$ 17.00	1PQE2

\*\*\*\*\*

BELLSOUTH TELECOMMUNICATIONS, INC.  
BY: Operations Manager - Pricing  
29657, 675 W. Peachtree St., N.E.  
Atlanta, Georgia 30375  
ISSUED: OCTOBER 31, 2001

TARIFF F.C.C. NO. 1  
1ST REVISED PAGE 23-94  
CANCELS ORIGINAL PAGE 23-94

EFFECTIVE: NOVEMBER 1, 2001

ACCESS SERVICE

23 – Metropolitan Statistical Area Access Services (Cont'd)

23.5 Rates and Charges (Cont'd)

23.5.2 BellSouth SPA Service (Cont'd)

23.5.2.9 High Capacity (a.k.a. BellSouth SPA High Capacity) Service (Cont'd)

(A) Local Channel (Per Local Channel) (Cont'd)

(3) LightGate (a.k.a. BellSouth SPA Point to Point Network) Local Channel Systems (Includes first one-half air mile) (Cont'd)

(h) LightGate STS-1 service (a.k.a. BellSouth SPA Point to Point Network STS-1 Capacity) System

Per System

	All States Non Recurring <u>Charge</u>	<u>USOC</u>	
	\$800.00	HFST1	
Zone 1	Month to Month <u>Rates</u>	<u>USOC</u>	
<u>States</u>			
Alabama	\$2070.00	HFST1	(I)
Florida	\$2070.00	HFST1	(I)
Georgia	\$2070.00	HFST1	(I)
Kentucky	\$2070.00	HFST1	(I)
Louisiana	\$2070.00	HFST1	(I)
Mississippi	\$2070.00	HFST1	(I)
North Carolina	\$2070.00	HFST1	(I)
South Carolina	\$2070.00	HFST1	(I)
Tennessee	\$2070.00	HFST1	(I)
Zone 2	Month to Month <u>Rates</u>	<u>USOC</u>	
<u>States</u>			
Alabama	\$2070.00	HFST1	(I)
Florida	\$2070.00	HFST1	(I)
Georgia	\$2070.00	HFST1	(I)
Kentucky	\$2070.00	HFST1	(I)
Louisiana	\$2070.00	HFST1	(I)
Mississippi	\$2070.00	HFST1	(I)
North Carolina	\$2070.00	HFST1	(I)
South Carolina	\$2070.00	HFST1	(I)
Tennessee	\$2070.00	HFST1	(I)

\*\*\*\*\*

BELLSOUTH TELECOMMUNICATIONS, INC.  
BY: Operations Manager - Pricing  
29G57, 675 W. Peachtree St., N.E.  
Atlanta, Georgia 30375  
ISSUED: OCTOBER 31, 2001

TARIFF F.C.C. NO. 1  
1ST REVISED PAGE 23-95  
CANCELS ORIGINAL PAGE 23-95  
EFFECTIVE: NOVEMBER 1, 2001

ACCESS SERVICE

23 – Metropolitan Statistical Area Access Services (Cont'd)

23.5 Rates and Charges (Cont'd)

23.5.2 BellSouth SPA Service (Cont'd)

23.5.2.9 High Capacity (a.k.a. BellSouth SPA High Capacity) Service (Cont'd)

(A) Local Channel (Per Local Channel) (Cont'd)

(3) LightGate (a.k.a. BellSouth SPA Point to Point Network) Local Channel Systems (Includes first one-half air mile) (Cont'd)

(h) LightGate STS-1 service (a.k.a. BellSouth SPA Point to Point Network STS-1 Capacity) System (Cont'd)

Per System (Cont'd)

Zone 3	Month to Month <u>Rates</u>	<u>USOC</u>	
<u>States</u>			
Alabama	\$2070.00	HFST1	(I)
Florida	\$2070.00	HFST1	(I)
Georgia	\$2070.00	HFST1	(I)
Kentucky	\$2070.00	HFST1	(I)
Louisiana	\$2070.00	HFST1	(I)
Mississippi	\$2070.00	HFST1	(I)
North Carolina	\$2070.00	HFST1	(I)
South Carolina	\$2070.00	HFST1	(I)
Tennessee	\$2070.00	HFST1	(I)

\*\*\*\*\*

EFFECTIVE: JANUARY 23, 2001

ACCESS SERVICE

23 – Metropolitan Statistical Area Access Services (Cont'd) (N)

23.5 Rates and Charges (Cont'd) (N)

23.5.2 BellSouth SPA Service (Cont'd) (N)

23.5.2.9 High Capacity (a.k.a. BellSouth SPA High Capacity) Service (Cont'd) (N)

(A) Local Channel (Per Local Channel) (Cont'd) (N)

(3) LightGate (a.k.a. BellSouth SPA Point to Point Network) Local Channel Systems (Includes first one-half air mile) (Cont'd) (N)

(i) LightGate OC-3 service (a.k.a. BellSouth SPA Point to Point Network OC-3 Capacity) System (N)

Per System (N)

All States	(N)
Non Recurring	(N)
<u>Charge</u>	<u>USOC</u> (N)
\$800.00	HFS03 (N)

Zone 1	Month to Month Rates	USOC	(N)
<u>States</u>			(N)
Alabama	\$3700.00	HFS03	(N)
Florida	\$3700.00	HFS03	(N)
Georgia	\$3700.00	HFS03	(N)
Kentucky	\$3700.00	HFS03	(N)
Louisiana	\$3700.00	HFS03	(N)
Mississippi	\$3700.00	HFS03	(N)
North Carolina	\$3700.00	HFS03	(N)
South Carolina	\$3700.00	HFS03	(N)
Tennessee	\$3700.00	HFS03	(N)

Zone 2	Month to Month Rates	USOC	(N)
<u>States</u>			(N)
Alabama	\$3700.00	HFS03	(N)
Florida	\$3700.00	HFS03	(N)
Georgia	\$3700.00	HFS03	(N)
Kentucky	\$3700.00	HFS03	(N)
Louisiana	\$3700.00	HFS03	(N)
Mississippi	\$3700.00	HFS03	(N)
North Carolina	\$3700.00	HFS03	(N)
South Carolina	\$3700.00	HFS03	(N)
Tennessee	\$3700.00	HFS03	(N)

EFFECTIVE: JANUARY 23, 2001

ACCESS SERVICE

(N)

23 – Metropolitan Statistical Area Access Services (Cont'd)

(N)

23.5 Rates and Charges (Cont'd)

(N)

23.5.2 BellSouth SPA Service (Cont'd)

(N)

23.5.2.9 High Capacity (a.k.a. BellSouth SPA High Capacity) Service (Cont'd)

(N)

(A) Local Channel (Per Local Channel) (Cont'd)

(N)

(3) LightGate (a.k.a. BellSouth SPA Point to Point Network) Local Channel  
Systems (Includes first one-half air mile) (Cont'd)

(N)

(N)

(i) LightGate OC-3 service (a.k.a. BellSouth SPA Point to Point Network  
OC-3 Capacity) System (Cont'd)

(N)

(N)

Per System (Cont'd)

(N)

Zone 3

Month to Month

(N)

Rates

USOC

(N)

States

Alabama

\$3700.00

HFS03

(N)

Florida

\$3700.00

HFS03

(N)

Georgia

\$3700.00

HFS03

(N)

Kentucky

\$3700.00

HFS03

(N)

Louisiana

\$3700.00

HFS03

(N)

Mississippi

\$3700.00

HFS03

(N)

North Carolina

\$3700.00

HFS03

(N)

South Carolina

\$3700.00

HFS03

(N)

Tennessee

\$3700.00

HFS03

(N)

(j) LightGate OC-3 service (a.k.a. BellSouth SPA Point to Point  
Network OC-3 Capacity) System

(N)

(N)

Per System with Optical Customer Termination

(N)

All States  
Nonrecurring  
Charge

USOC

(N)

(N)

(N)

\$800.00

HFS0C

(N)

Zone 1

Month to Month

(N)

Rates

USOC

(N)

States

Alabama

\$2432.00

HFS0C

(N)

Florida

\$2432.00

HFS0C

(N)

Georgia

\$2432.00

HFS0C

(N)

Kentucky

\$2432.00

HFS0C

(N)

Louisiana

\$2432.00

HFS0C

(N)

Mississippi

\$2432.00

HFS0C

(N)

North Carolina

\$2432.00

HFS0C

(N)

South Carolina

\$2432.00

HFS0C

(N)

Tennessee

\$2432.00

HFS0C

(N)



EFFECTIVE: JANUARY 23, 2001

ACCESS SERVICE

(N)

23 - Metropolitan Statistical Area Access Services (Cont'd)

(N)

23.5 Rates and Charges (Cont'd)

(N)

23.5.2 BellSouth SPA Service (Cont'd)

(N)

23.5.2.9 High Capacity (a.k.a. BellSouth SPA High Capacity) Service (Cont'd)

(N)

(A) Local Channel (Per Local Channel) (Cont'd)

(N)

(3) LightGate (a.k.a. BellSouth SPA Point to Point Network) Local Channel Systems (Includes first one-half air mile) (Cont'd)

(N)

(N)

(j) LightGate OC-3 service (a.k.a. BellSouth SPA Point to Point Network OC-3 Capacity) System (Cont'd)

(N)

(N)

Per System with Optical Customer Termination (Cont'd)

(N)

Zone 2

Month  
to  
Month  
Rates

USOC

(N)

(N)

(N)

(N)

States

Alabama

\$2432.00

HFSOC

(N)

Florida

\$2432.00

HFSOC

(N)

Georgia

\$2432.00

HFSOC

(N)

Kentucky

\$2432.00

HFSOC

(N)

Louisiana

\$2432.00

HFSOC

(N)

Mississippi

\$2432.00

HFSOC

(N)

North Carolina

\$2432.00

HFSOC

(N)

South Carolina

\$2432.00

HFSOC

(N)

Tennessee

\$2432.00

HFSOC

(N)

Zone 3

Month  
to  
Month  
Rates

USOC

(N)

(N)

(N)

(N)

States

Alabama

\$2432.00

HFSOC

(N)

Florida

\$2432.00

HFSOC

(N)

Georgia

\$2432.00

HFSOC

(N)

Kentucky

\$2432.00

HFSOC

(N)

Louisiana

\$2432.00

HFSOC

(N)

Mississippi

\$2432.00

HFSOC

(N)

North Carolina

\$2432.00

HFSOC

(N)

South Carolina

\$2432.00

HFSOC

(N)

Tennessee

\$2432.00

HFSOC

(N)

BELLSOUTH TELECOMMUNICATIONS, INC.  
BY: Operations Manager - Pricing  
29G57, 675 W. Peachtree St., N.E.  
Atlanta, Georgia 30375  
ISSUED: OCTOBER 31, 2001

TARIFF F.C.C. NO. 1  
1ST REVISED PAGE 23-99  
CANCELS ORIGINAL PAGE 23-99  
EFFECTIVE: NOVEMBER 1, 2001

ACCESS SERVICE

23 - Metropolitan Statistical Area Access Services (Cont'd)

23.5 Rates and Charges (Cont'd)

23.5.2 BellSouth SPA Service (Cont'd)

23.5.2.9 High Capacity (a.k.a. BellSouth SPA High Capacity) Service (Cont'd)

(A) Local Channel (Per Local Channel) (Cont'd)

(3) LightGate (a.k.a. BellSouth SPA Point to Point Network) Local Channel Systems (Includes first one-half air mile) (Cont'd)

(k) LightGate OC-3 service (a.k.a. BellSouth SPA Point to Point Network OC-3 Capacity) System

Per System with Optical Serving Wire Center Termination

	All States Nonrecurring Charge	USOC	
	\$800.00	HFSOW	
Zone 1	Month to Month Rates	USOC	
<u>States</u>			
Alabama	\$2432.00	HFSOW	(R)
Florida	\$2432.00	HFSOW	(R)
Georgia	\$2432.00	HFSOW	(R)
Kentucky	\$2432.00	HFSOW	(R)
Louisiana	\$2432.00	HFSOW	(R)
Mississippi	\$2432.00	HFSOW	(R)
North Carolina	\$2432.00	HFSOW	(R)
South Carolina	\$2432.00	HFSOW	(R)
Tennessee	\$2432.00	HFSOW	(R)
Zone 2	Month to Month Rates	USOC	
<u>States</u>			
Alabama	\$2432.00	HFSOW	(R)
Florida	\$2432.00	HFSOW	(R)
Georgia	\$2432.00	HFSOW	(R)
Kentucky	\$2432.00	HFSOW	(R)
Louisiana	\$2432.00	HFSOW	(R)
Mississippi	\$2432.00	HFSOW	(R)
North Carolina	\$2432.00	HFSOW	(R)
South Carolina	\$2432.00	HFSOW	(R)
Tennessee	\$2432.00	HFSOW	(R)

\*\*\*\*\*

BELLSOUTH TELECOMMUNICATIONS, INC.  
BY: Operations Manager - Pricing  
29G57, 675 W. Peachtree St., N.E.  
Atlanta, Georgia 30375  
ISSUED: OCTOBER 31, 2001

TARIFF F.C.C. NO. 1  
1ST REVISED PAGE 23-100  
CANCELS ORIGINAL PAGE 23-100

EFFECTIVE: NOVEMBER 1, 2001

ACCESS SERVICE

23 – Metropolitan Statistical Area Access Services (Cont'd)

23.5 Rates and Charges (Cont'd)

23.5.2 BellSouth SPA Service (Cont'd)

23.5.2.9 High Capacity (a.k.a. BellSouth SPA High Capacity) Service (Cont'd)

(A) Local Channel (Per Local Channel) (Cont'd)

(3) LightGate (a.k.a. BellSouth SPA Point to Point Network) Local Channel Systems (Includes first one-half air mile) (Cont'd)

(k) LightGate OC-3 service (a.k.a. BellSouth SPA Point to Point Network OC-3 Capacity) System (Cont'd)

Per System with Optical Serving Wire Center Termination (Cont'd)

Zone 3	Month to Month Rates	USOC	
<u>States</u>			
Alabama	\$2432.00	HFSOW	(R)
Florida	\$2432.00	HFSOW	(R)
Georgia	\$2432.00	HFSOW	(R)
Kentucky	\$2432.00	HFSOW	(R)
Louisiana	\$2432.00	HFSOW	(R)
Mississippi	\$2432.00	HFSOW	(R)
North Carolina	\$2432.00	HFSOW	(R)
South Carolina	\$2432.00	HFSOW	(R)
Tennessee	\$2432.00	HFSOW	(R)

(1) LightGate OC-12 service (a.k.a. BellSouth SPA Point to Point Network OC-12 Capacity) System

Per System

All States Nonrecurring Charge	USOC
\$800.00	HFS12

Zone 1	Month to Month Rates	USOC
<u>States</u>		
Alabama	\$5500.00	HFS12
Florida	\$5500.00	HFS12
Georgia	\$5500.00	HFS12
Kentucky	\$5500.00	HFS12
Louisiana	\$5500.00	HFS12
Mississippi	\$5500.00	HFS12
North Carolina	\$5500.00	HFS12
South Carolina	\$5500.00	HFS12
Tennessee	\$5500.00	HFS12

\*\*\*\*\*

BELLSOUTH TELECOMMUNICATIONS, INC.  
BY: Operations Manager - Pricing  
29G57, 675 W. Peachtree St., N.E.  
Atlanta, Georgia 30375  
ISSUED: JANUARY 22, 2001

TARIFF F.C.C. NO. 1  
ORIGINAL PAGE 23-101

EFFECTIVE: JANUARY 23, 2001

ACCESS SERVICE (N)

23 – Metropolitan Statistical Area Access Services (Cont'd) (N)

23.5 Rates and Charges (Cont'd) (N)

23.5.2 BellSouth SPA Service (Cont'd) (N)

23.5.2.9 High Capacity (a.k.a. BellSouth SPA High Capacity) Service (Cont'd) (N)

(A) Local Channel (Per Local Channel) (Cont'd) (N)

(3) LightGate (a.k.a. BellSouth SPA Point to Point Network) Local Channel Systems (Includes first one-half air mile) (Cont'd) (N)

(1) LightGate OC-12 service (a.k.a. BellSouth SPA Point to Point Network OC-12 Capacity) System (Cont'd) (N)

Per System (Cont'd) (N)

Zone 2	Month to Month Rates	USOC	(N)
--------	-------------------------------	------	-----

<u>States</u>			(N)
Alabama	\$5500.00	HFS12	(N)
Florida	\$5500.00	HFS12	(N)
Georgia	\$5500.00	HFS12	(N)
Kentucky	\$5500.00	HFS12	(N)
Louisiana	\$5500.00	HFS12	(N)
Mississippi	\$5500.00	HFS12	(N)
North Carolina	\$5500.00	HFS12	(N)
South Carolina	\$5500.00	HFS12	(N)
Tennessee	\$5500.00	HFS12	(N)

Zone 3	Month to Month Rates	USOC	(N)
--------	-------------------------------	------	-----

<u>States</u>			(N)
Alabama	\$5500.00	HFS12	(N)
Florida	\$5500.00	HFS12	(N)
Georgia	\$5500.00	HFS12	(N)
Kentucky	\$5500.00	HFS12	(N)
Louisiana	\$5500.00	HFS12	(N)
Mississippi	\$5500.00	HFS12	(N)
North Carolina	\$5500.00	HFS12	(N)
South Carolina	\$5500.00	HFS12	(N)
Tennessee	\$5500.00	HFS12	(N)

\*\*\*\*\*

EFFECTIVE: JANUARY 23, 2001

ACCESS SERVICE

			(N)
23 - Metropolitan Statistical Area Access Services (Cont'd)			(N)
23.5 <u>Rates and Charges</u> (Cont'd)			(N)
23.5.2 <u>BellSouth SPA Service</u> (Cont'd)			(N)
23.5.2.9 <u>High Capacity (a.k.a. BellSouth SPA High Capacity) Service</u> (Cont'd)			(N)
(A) Local Channel (Per Local Channel) (Cont'd)			(N)
(3) LightGate (a.k.a. BellSouth SPA Point to Point Network) Local Channel Systems (Includes first one-half air mile) (Cont'd)			(N)
(m) LightGate OC-12 service (a.k.a. BellSouth SPA Point to Point Network OC-12 Capacity) System			(N)
Per System with Optical Customer Termination			(N)
	All States		(N)
	Nonrecurring		(N)
	<u>Charge</u>	<u>USOC</u>	(N)
	\$800.00	HFS1C	(N)
Zone 1	Month		(N)
	to		(N)
	Month		(N)
	<u>Rates</u>	<u>USOC</u>	(N)
<u>States</u>			(N)
Alabama	\$3840.00	HFS1C	(N)
Florida	\$3840.00	HFS1C	(N)
Georgia	\$3840.00	HFS1C	(N)
Kentucky	\$3840.00	HFS1C	(N)
Louisiana	\$3840.00	HFS1C	(N)
Mississippi	\$3840.00	HFS1C	(N)
North Carolina	\$3840.00	HFS1C	(N)
South Carolina	\$3840.00	HFS1C	(N)
Tennessee	\$3840.00	HFS1C	(N)
Zone 2	Month		(N)
	to		(N)
	Month		(N)
	<u>Rates</u>	<u>USOC</u>	(N)
<u>States</u>			(N)
Alabama	\$3840.00	HFS1C	(N)
Florida	\$3840.00	HFS1C	(N)
Georgia	\$3840.00	HFS1C	(N)
Kentucky	\$3840.00	HFS1C	(N)
Louisiana	\$3840.00	HFS1C	(N)
Mississippi	\$3840.00	HFS1C	(N)
North Carolina	\$3840.00	HFS1C	(N)
South Carolina	\$3840.00	HFS1C	(N)
Tennessee	\$3840.00	HFS1C	(N)

BELLSOUTH TELECOMMUNICATIONS, INC.  
BY: Operations Manager - Pricing  
29G57, 675 W. Peachtree St., N.E.  
Atlanta, Georgia 30375  
ISSUED: OCTOBER 31, 2001

TARIFF F.C.C. NO. 1  
1ST REVISED PAGE 23-103  
CANCELS ORIGINAL PAGE 23-103

EFFECTIVE: NOVEMBER 1, 2001

ACCESS SERVICE

23 - Metropolitan Statistical Area Access Services (Cont'd)

23.5 Rates and Charges (Cont'd)

23.5.2 BellSouth SPA Service

23.5.2.9 High Capacity (a.k.a. BellSouth SPA High Capacity) Service (Cont'd)

(A) Local Channel (Per Local Channel) (Cont'd)

(3) LightGate (a.k.a. BellSouth SPA Point to Point Network) Local Channel Systems (Includes first one-half air mile) (Cont'd)

(m) LightGate OC-12 service (a.k.a. BellSouth SPA Point to Point Network OC-12 Capacity) System (Cont'd)

Per System with Optical Customer Termination (Cont'd)

Zone 3	Month to Month Rates	USOC
<u>States</u>		
Alabama	\$3840.00	HFS1C
Florida	\$3840.00	HFS1C
Georgia	\$3840.00	HFS1C
Kentucky	\$3840.00	HFS1C
Louisiana	\$3840.00	HFS1C
Mississippi	\$3840.00	HFS1C
North Carolina	\$3840.00	HFS1C
South Carolina	\$3840.00	HFS1C
Tennessee	\$3840.00	HFS1C

(n) LightGate OC-12 service (a.k.a. BellSouth SPA Point to Point Network OC-12 Capacity) System

Per System with Optical Serving Wire Center Termination

	All States Nonrecurring Charge	USOC	
	\$800.00	HFS1W	
Zone 1	Month to Month Rates	USOC	
<u>States</u>			
Alabama	\$3840.00	HFS1W	(R)
Florida	\$3840.00	HFS1W	(R)
Georgia	\$3840.00	HFS1W	(R)
Kentucky	\$3840.00	HFS1W	(R)
Louisiana	\$3840.00	HFS1W	(R)
Mississippi	\$3840.00	HFS1W	(R)
North Carolina	\$3840.00	HFS1W	(R)
South Carolina	\$3840.00	HFS1W	(R)
Tennessee	\$3840.00	HFS1W	(R)

\*\*\*\*\*

BELLSOUTH TELECOMMUNICATIONS, INC.  
BY: Operations Manager - Pricing  
29G57, 675 W. Peachtree St., N.E.  
Atlanta, Georgia 30375  
ISSUED: OCTOBER 31, 2001

TARIFF F.C.C. NO. 1  
1ST REVISED PAGE 23-104  
CANCELS ORIGINAL PAGE 23-104

EFFECTIVE: NOVEMBER 1, 2001

ACCESS SERVICE

23 - Metropolitan Statistical Area Access Services (Cont'd)

23.5 Rates and Charges (Cont'd)

23.5.2 BellSouth SPA Service (Cont'd)

23.5.2.9 High Capacity (a.k.a. BellSouth SPA High Capacity) Service (Cont'd)

(A) Local Channel (Per Local Channel) (Cont'd)

(3) LightGate (a.k.a. BellSouth SPA Point to Point Network) Local Channel  
Systems (Includes first one-half air mile) (Cont'd)

(n) LightGate OC-12 service (a.k.a. BellSouth SPA Point to Point  
Network OC-12 Capacity) System (Cont'd)

Per System with Optical Serving Wire Center Termination (Cont'd)

Zone 2	Month to Month Rates	USOC	
<u>States</u>			
Alabama	\$3840.00	HFS1W	(R)
Florida	\$3840.00	HFS1W	(R)
Georgia	\$3840.00	HFS1W	(R)
Kentucky	\$3840.00	HFS1W	(R)
Louisiana	\$3840.00	HFS1W	(R)
Mississippi	\$3840.00	HFS1W	(R)
North Carolina	\$3840.00	HFS1W	(R)
South Carolina	\$3840.00	HFS1W	(R)
Tennessee	\$3840.00	HFS1W	(R)

Zone 3	Month to Month Rates	USOC	
<u>States</u>			
Alabama	\$3840.00	HFS1W	(R)
Florida	\$3840.00	HFS1W	(R)
Georgia	\$3840.00	HFS1W	(R)
Kentucky	\$3840.00	HFS1W	(R)
Louisiana	\$3840.00	HFS1W	(R)
Mississippi	\$3840.00	HFS1W	(R)
North Carolina	\$3840.00	HFS1W	(R)
South Carolina	\$3840.00	HFS1W	(R)
Tennessee	\$3840.00	HFS1W	(R)

\*\*\*\*\*

EFFECTIVE: JANUARY 23, 2001

ACCESS SERVICE

(N)

23 – Metropolitan Statistical Area Access Services (Cont'd)

(N)

23.5 Rates and Charges (Cont'd)

(N)

23.5.2 BellSouth SPA Service (Cont'd)

(N)

23.5.2.9 High Capacity (a.k.a. BellSouth SPA High Capacity) Service (Cont'd)

(N)

ALL STATES (Cont'd)

(N)

(A) Local Channel (Per Local Channel) (Cont'd)

(N)

(3) LightGate service (a.k.a. BellSouth SPA Point to Point Network) Local  
Systems (Includes first one-half air mile) (Cont'd)

(N)

(N)

(o) LightGate OC-48 service (a.k.a. BellSouth SPA Point to Point  
Network) OC-48 capacity) System

(N)

(N)

Per System

(N)

ALL STATES

(N)

Nonrecurring  
Charge

USOC

(N)

(N)

\$800.00

HFS48

(N)

Zone 1

Month  
to  
Month  
Rates

(N)

(N)

(N)

(N)

(N)

States

Alabama \$13000.00  
Florida \$13000.00  
Georgia \$13000.00  
Kentucky \$13000.00  
Louisiana \$13000.00  
Mississippi \$13000.00  
North Carolina \$13000.00  
South Carolina \$13000.00  
Tennessee \$13000.00

HFS48  
HFS48  
HFS48  
HFS48  
HFS48  
HFS48  
HFS48  
HFS48  
HFS48

(N)

(N)

(N)

(N)

(N)

(N)

(N)

(N)

Zone 2

Month  
to  
Month  
Rates

(N)

(N)

(N)

(N)

(N)

States

Alabama \$13000.00  
Florida \$13000.00  
Georgia \$13000.00  
Kentucky \$13000.00  
Louisiana \$13000.00  
Mississippi \$13000.00  
North Carolina \$13000.00  
South Carolina \$13000.00  
Tennessee \$13000.00

HFS48  
HFS48  
HFS48  
HFS48  
HFS48  
HFS48  
HFS48  
HFS48  
HFS48

(N)

(N)

(N)

(N)

(N)

(N)

(N)

(N)



EFFECTIVE: JANUARY 23, 2001

ACCESS SERVICE

23 – Metropolitan Statistical Area Access Services (Cont'd)

23.5 Rates and Charges (Cont'd)

23.5.2 BellSouth SPA Service (Cont'd)

23.5.2.9 High Capacity (a.k.a. BellSouth SPA High Capacity) Service (Cont'd)

ALL STATES (Cont'd)

(A) Local Channel (Per Local Channel) (Cont'd)

(3) LightGate service (a.k.a. BellSouth SPA Point to Point Network) Local Systems (Includes first one-half air mile) (Cont'd)

(o) LightGate OC-48 service (a.k.a. BellSouth SPA Point to Point Network OC-48 capacity) System (Cont'd)

Per System (Cont'd)

Zone 3	Month to Month Rates	USOC
<u>States</u>		
Alabama	\$13000.00	HFS48
Florida	\$13000.00	HFS48
Georgia	\$13000.00	HFS48
Kentucky	\$13000.00	HFS48
Louisiana	\$13000.00	HFS48
Mississippi	\$13000.00	HFS48
North Carolina	\$13000.00	HFS48
South Carolina	\$13000.00	HFS48
Tennessee	\$13000.00	HFS48

(p) LightGate OC-48 service (a.k.a. BellSouth SPA Point to Point Network OC-48 capacity) System

Per System with Optical Customer Termination

ALL STATES

Nonrecurring Charge	USOC
\$800.00	HFS4C

Zone 1	Month to Month Rates	USOC
<u>States</u>		
Alabama	\$8000.00	HFS4C
Florida	\$8000.00	HFS4C
Georgia	\$8000.00	HFS4C
Kentucky	\$8000.00	HFS4C
Louisiana	\$8000.00	HFS4C
Mississippi	\$8000.00	HFS4C
North Carolina	\$8000.00	HFS4C
South Carolina	\$8000.00	HFS4C
Tennessee	\$8000.00	HFS4C



BELLSOUTH TELECOMMUNICATIONS, INC.  
 BY: Operations Manager - Pricing  
 29G57, 675 W. Peachtree St., N.E.  
 Atlanta, Georgia 30375  
 ISSUED: OCTOBER 31, 2001

TARIFF F.C.C. NO. 1  
 1ST REVISED PAGE 23-108  
 CANCELS ORIGINAL PAGE 23-108  
 EFFECTIVE: NOVEMBER 1, 2001

## ACCESS SERVICE

### 23 - Metropolitan Statistical Area Access Services (Cont'd)

#### 23.5 Rates and Charges (Cont'd)

##### 23.5.2 BellSouth SPA Service (Cont'd)

##### 23.5.2.9 High Capacity (a.k.a. BellSouth SPA High Capacity) Service (Cont'd)

#### ALL STATES (Cont'd)

#### (A) Local Channel (Per Local Channel) (Cont'd)

(3) LightGate service (a.k.a. BellSouth SPA Point to Point Network) Local Systems (Includes first one-half air mile) (Cont'd)

(q) LightGate OC-48 service (a.k.a. BellSouth SPA Point to Point Network OC-48 capacity) System

Per System with Optical Serving Wire Center Termination

	<u>Nonrecurring Charge</u>	<u>USOC</u>	
	\$800.00	HFS4W	
Zone 1	Month to Month Rates	<u>USOC</u>	
<u>States</u>			
Alabama	\$8000.00	HFS4W	(R)
Florida	\$8000.00	HFS4W	(R)
Georgia	\$8000.00	HFS4W	(R)
Kentucky	\$8000.00	HFS4W	(R)
Louisiana	\$8000.00	HFS4W	(R)
Mississippi	\$8000.00	HFS4W	(R)
North Carolina	\$8000.00	HFS4W	(R)
South Carolina	\$8000.00	HFS4W	(R)
Tennessee	\$8000.00	HFS4W	(R)
Zone 2	Month to Month Rates	<u>USOC</u>	
<u>States</u>			
Alabama	\$8000.00	HFS4W	(R)
Florida	\$8000.00	HFS4W	(R)
Georgia	\$8000.00	HFS4W	(R)
Kentucky	\$8000.00	HFS4W	(R)
Louisiana	\$8000.00	HFS4W	(R)
Mississippi	\$8000.00	HFS4W	(R)
North Carolina	\$8000.00	HFS4W	(R)
South Carolina	\$8000.00	HFS4W	(R)
Tennessee	\$8000.00	HFS4W	(R)

\*\*\*\*\*

BELLSOUTH TELECOMMUNICATIONS, INC.  
BY: Operations Manager - Pricing  
29G57, 675 W. Peachtree St., N.E.  
Atlanta, Georgia 30375  
ISSUED: OCTOBER 31, 2001

TARIFF F.C.C. NO. 1  
1ST REVISED PAGE 23-109  
CANCELS ORIGINAL PAGE 23-109

EFFECTIVE: NOVEMBER 1, 2001

ACCESS SERVICE

23 - Metropolitan Statistical Area Access Services (Cont'd)

23.5 Rates and Charges (Cont'd)

23.5.2 BellSouth SPA Service (Cont'd)

23.5.2.9 High Capacity (a.k.a. BellSouth SPA High Capacity) Service (Cont'd)

ALL STATES (Cont'd)

(A) Local Channel (Per Local Channel) (Cont'd)

(3) LightGate service (a.k.a. BellSouth SPA Point to Point Network) Local Systems (Includes first one-half air mile) (Cont'd)

(q) LightGate OC-48 service (a.k.a. BellSouth SPA Point to Point Network OC-48 capacity) System (cont'd)

Per System with Optical Serving Wire Center Termination

Zone 3	Month to Month		
<u>States</u>	<u>Rates</u>	<u>USOC</u>	
Alabama	\$8000.00	HFS4W	(R)
Florida	\$8000.00	HFS4W	(R)
Georgia	\$8000.00	HFS4W	(R)
Kentucky	\$8000.00	HFS4W	(R)
Louisiana	\$8000.00	HFS4W	(R)
Mississippi	\$8000.00	HFS4W	(R)
North Carolina	\$8000.00	HFS4W	(R)
South Carolina	\$8000.00	HFS4W	(R)
Tennessee	\$8000.00	HFS4W	(R)

\*\*\*\*\*

EFFECTIVE: JANUARY 23, 2001

ACCESS SERVICE

(N)

23 - Metropolitan Statistical Area Access Services (Cont'd)

(N)

23.5 Rates and Charges (Cont'd)

(N)

23.5.2 BellSouth SPA Service (Cont'd)

(N)

23.5.2.9 High Capacity (a.k.a. BellSouth SPA High Capacity) Service (Cont'd)

(N)

ALL STATES (Cont'd)

(N)

(A) Local Channel (Per Local Channel) (Cont'd)

(N)

(3) LightGate service (a.k.a. BellSouth SPA Point to Point Network) Local  
Systems (Includes first one-half air mile) (Cont'd)

(N)

(N)

(r) LightGate OC-192 service (a.k.a. BellSouth SPA Point to Point  
Network) OC-192 capacity) System

(N)

(N)

Per System

(N)

ALL STATES

(N)

Nonrecurring  
Charge

USOC

(N)

(N)

\$800.00

HFST2

(N)

Zone 1

Month  
to  
Month  
Rates

(N)

(N)

(N)

(N)

(N)

USOC

States

Alabama \$26000.00  
Florida \$26000.00  
Georgia \$26000.00  
Kentucky \$26000.00  
Louisiana \$26000.00  
Mississippi \$26000.00  
North Carolina \$26000.00  
South Carolina \$26000.00  
Tennessee \$26000.00

HFST2  
HFST2  
HFST2  
HFST2  
HFST2  
HFST2  
HFST2  
HFST2  
HFST2

(N)

(N)

(N)

(N)

(N)

(N)

(N)

(N)

(N)

Zone 2

Month  
to  
Month  
Rates

(N)

(N)

(N)

(N)

(N)

USOC

States

Alabama \$26000.00  
Florida \$26000.00  
Georgia \$26000.00  
Kentucky \$26000.00  
Louisiana \$26000.00  
Mississippi \$26000.00  
North Carolina \$26000.00  
South Carolina \$26000.00  
Tennessee \$26000.00

HFST2  
HFST2  
HFST2  
HFST2  
HFST2  
HFST2  
HFST2  
HFST2  
HFST2

(N)

(N)

(N)

(N)

(N)

(N)

(N)

(N)

(N)

\*\*\*\*\*

BELLSOUTH TELECOMMUNICATIONS, INC.  
BY: Operations Manager - Pricing  
29G57, 675 W. Peachtree St., N.E.  
Atlanta, Georgia 30375  
ISSUED: JANUARY 22, 2001

TARIFF F.C.C. NO. 1  
ORIGINAL PAGE 23-111

EFFECTIVE: JANUARY 23, 2001

ACCESS SERVICE (N)

23 - Metropolitan Statistical Area Access Services (Cont'd) (N)

23.5 Rates and Charges (Cont'd) (N)

23.5.2 BellSouth SPA Service (N)

23.5.2.9 High Capacity (a.k.a. BellSouth SPA High Capacity) Service (Cont'd) (N)

ALL STATES (Cont'd) (N)

(A) Local Channel (Per Local Channel) (Cont'd) (N)

(3) LightGate service (a.k.a. BellSouth SPA Point to Point Network) Local  
Systems (Includes first one-half air mile) (Cont'd) (N)

(r) LightGate OC-192 service (a.k.a. BellSouth SPA Point to Point Network)  
OC-192 capacity) System (Cont'd) (N)

Per System (Cont'd) (N)

Zone 3	Month to Month Rates	USOC	(N)
<u>States</u>			(N)
Alabama	\$26000.00	HFST2	(N)
Florida	\$26000.00	HFST2	(N)
Georgia	\$26000.00	HFST2	(N)
Kentucky	\$26000.00	HFST2	(N)
Louisiana	\$26000.00	HFST2	(N)
Mississippi	\$26000.00	HFST2	(N)
North Carolina	\$26000.00	HFST2	(N)
South Carolina	\$26000.00	HFST2	(N)
Tennessee	\$26000.00	HFST2	(N)

\*\*\*\*\*

BELLSOUTH TELECOMMUNICATIONS, INC.  
 BY: Operations Manager - Pricing  
 29657, 675 W. Peachtree St., N.E.  
 Atlanta, Georgia 30375  
 ISSUED: MARCH 30, 2005

TARIFF F.C.C. NO. 1  
 2ND REVISED PAGE 23-112  
 CANCELS 1ST REVISED PAGE 23-112

EFFECTIVE: MARCH 31, 2005

# ACCESS SERVICE

## 23 – Metropolitan Statistical Area Access Services (Cont'd)

### 23.5 Rates and Charges (Cont'd)

#### 23.5.2 BellSouth SPA Service

##### 23.5.2.9 High Capacity (a.k.a. BellSouth SPA High Capacity) Service (Cont'd)

### ALL STATES (Cont'd)

#### (A) Local Channel (Per Local Channel)

##### (3) LightGate service (a.k.a. BellSouth SPA Point to Point Network) Local Channel Systems (Includes first one-half air mile) (Cont'd)

##### (s) LightGate (a.k.a. BellSouth SPA Point to Point Network) Synchronous System service Channel Interfaces

	<u>Non- Recurring Charge</u>	<u>Month to Month Rates</u>	<u>USOC</u>
<u>Central Office Channel Interfaces</u>			
Per DS1	\$ 170.00	\$ 24.00	1PQE8
Per DS3	\$ 180.00	\$ 115.00	1PQEC
Per STS-1	\$ 200.00	\$ 175.00	1PQE4
Per OC-3 (2 Fiber)	\$ 200.00	\$ 240.00	1PQE5
(4 Fiber)	\$ 200.00	\$ 425.00	1PQE6
Per OC-12 (2 Fiber)	\$ 360.00	\$ 640.00	1PQEE
(4 Fiber)	\$ 400.00	\$1280.00	1PQED
Per OC-48 (2 Fiber)	\$ 500.00	\$ 1600.00	1PQEO
(4 Fiber)	\$ 500.00	\$ 3200.00	1PQEF
Per 28 DS1 Channel System	\$ 290.00	\$ 600.00	MQ3C0
Per DS1	\$ 170.00	\$ 15.00	1PQE1
Per STS-1 Channel System	\$ 350.00	\$ 600.00	1PQE7
Per OC-3 Channel System	\$ 290.00	\$1325.00	1PQE9
Per OC-12 Channel System	\$ 300.00	\$2650.00	1PQ12
Per OC-48 Channel System	\$ 300.00	\$5490.00	1PQ48

(T)

ACCESS SERVICE

23 - Metropolitan Statistical Area Access Services (Cont'd)

23.5 Rates and Charges (Cont'd)

23.5.2 BellSouth SPA Service

23.5.2.9 High Capacity (a.k.a. BellSouth SPA High Capacity) Service (Cont'd)

ALL STATES (Cont'd)

(A) Local Channel (Per Local Channel) (Cont'd)

(3) LightGate service (a.k.a. BellSouth SPA Point to Point Network) Local Channel Systems (Includes first one-half air mile) (Cont'd)

(s) LightGate service (a.k.a. BellSouth SPA Point to Point Network) Synchronous System service Channel Interfaces (Cont'd)

	<u>Non-Recurring Charge</u>	<u>Month to Month Rates</u>	<u>USOC</u>	
<u>Central Office Channel Interfaces</u> (Cont'd)				
Per 1000 Mbps <sup>1</sup>	\$ 300.00	\$ 740.00	1PQEK	
Per 10 Mbps	\$400.00	\$500.00	1PQEL	(N)
Per 100 Mbps	\$400.00	\$540.00	1PQEL	(N)
Per Fractional 1000 Mbps				(N)
- 50 Mbps	\$400.00	\$520.00	1PQEL	(N)
- 150 Mbps	\$400.00	\$560.00	1PQEL	(N)
- 300 Mbps	\$400.00	\$600.00	1PQEL	(N)
- 450 Mbps	\$400.00	\$640.00	1PQEL	(N)
- 600 Mbps	\$400.00	\$700.00	1PQEL	(N)
Per Flex DS1	\$200.00	\$22.50	1PQEQ	(N)
Per DS3 (Asymmetrical with DS1/Flex DS1) <sup>2</sup>	\$450.00	\$500.00	1PQEX	(N)
				(M)

Note 1: Available only for systems installed on or after September 30, 2003 that do not contain a Optical Customer Termination or a Optical Serving Wire Center Termination.

Note 2: A DS3 (Asymmetrical with DS1/Flex DS1) interface has the capacity to aggregate 28 DS1s. The DS3 (Asymmetrical with DS1/Flex DS1) may interface at an OC-3 node with a DS1 interface and the DS3 (Asymmetrical with DS1/Flex DS1) may interface at an OC-12, OC-48 or OC-192 node with a Flex DS1 interface.

Certain material previously appearing on this page now appears on Original Page 23-113.1.



EFFECTIVE: JULY 1, 2005

ACCESS SERVICE

(N)

23 - Metropolitan Statistical Area Access Services (Cont'd)

(N)

23.5 Rates and Charges (Cont'd)

(N)

23.5.2 BellSouth SPA Service

(N)

23.5.2.9 High Capacity (a.k.a. BellSouth SPA High Capacity) Service (Cont'd)

(N)

ALL STATES (Cont'd)

(N)

(A) Local Channel (Per Local Channel) (Cont'd)

(N)

(3) LightGate service (a.k.a. BellSouth SPA Point to Point Network) Local Channel Systems (Includes first one-half air mile) (Cont'd)

(N)

(s) LightGate service (a.k.a. BellSouth SPA Point to Point Network) Synchronous System service Channel Interfaces (Cont'd)

(N)

(N)

Non-  
Recurring  
Charge

Month  
to  
Month  
Rates

USOC

(N)

(N)

(N)

(N)

Customer Channel Interfaces

(M)

Per DS1	\$ 170.00	\$ 30.00	1PQF1	(M)
Per DS3	\$ 235.00	\$ 230.00	1PQF3	(M)
Per STS-1	\$ 260.00	\$ 240.00	1PQF4	(M)
Per OC-3 (2 Fiber)	\$ 235.00	\$ 240.00	1PQF5	(M)
(4 Fiber)	\$ 235.00	\$ 475.00	1PQF6	(M)
Per OC-12 (2 Fiber)	\$ 275.00	\$ 715.00	1PQF8	(M)
(4 Fiber)	\$ 275.00	\$1430.00	1PQF7	(M)
Per OC-48 (2 Fiber)	\$ 350.00	\$1600.00	1PQF2	(M)
(4 Fiber)	\$ 350.00	\$3200.00	1PQF0	(M)
Per 1000 Mbps <sup>1</sup>	\$ 300.00	\$ 740.00	1PQFK	(M)
Per 10 Mbps	\$400.00	\$500.00	1PQFL	(N)
Per 100 Mbps	\$400.00	\$540.00	1PQFL	(N)

Note 1: Available only for systems installed on or after September 30, 2003 that do not contain a Optical Customer Termination or a Optical Serving Wire Center Termination.

(N)

(N)

(N)

Certain material now appearing on this page previously appeared on First Revised Page 23-113.

All BellSouth marks contained herein and as set forth in the trademarks and servicemarks section of this Tariff are owned by BellSouth Intellectual Property Corporation.

\*\*\*\*\*

EFFECTIVE: JULY 1, 2005

ACCESS SERVICE

(N)

23 - Metropolitan Statistical Area Access Services (Cont'd)

(N)

23.5 Rates and Charges (Cont'd)

(N)

23.5.2 BellSouth SPA Service

(N)

23.5.2.9 High Capacity (a.k.a. BellSouth SPA High Capacity) Service (Cont'd)

(N)

ALL STATES (Cont'd)

(N)

(A) Local Channel (Per Local Channel) (Cont'd)

(N)

(3) LightGate service (a.k.a. BellSouth SPA Point to Point Network) Local Channel Systems (Includes first one-half air mile) (Cont'd)

(N)

(s) LightGate service (a.k.a. BellSouth SPA Point to Point Network) Synchronous System service Channel Interfaces (Cont'd)

(N)

(N)

	Non-	Month	
	Recurring	to	
	Charge	Month	
		Rates	

(N)

(N)

(N)

(N)

USOC

Customer Channel Interfaces (Cont'd)

(N)

Per Fractional 1000 Mbps

(N)

- 50 Mbps	\$400.00
- 150 Mbps	\$400.00
- 300 Mbps	\$400.00
- 450 Mbps	\$400.00
- 600 Mbps	\$400.00

\$520.00
\$560.00
\$600.00
\$640.00
\$700.00

1PQFL
1PQFL
1PQFL
1PQFL
1PQFL

(N)

(N)

(N)

(N)

(N)

Per Flex DS1

\$260.00

\$22.50

1PQFQ

(N)

Per DS3 (Asymmetrical with DS1/Flex DS1)<sup>1</sup>

(N)

(N)

(N)

\$600.00

\$500.00

1PQFX

Note 1: A DS3 (Asymmetrical with DS1/Flex DS1) interface has the capacity to aggregate 28 DS1s. The DS3 (Asymmetrical with DS1/Flex DS1) may interface at an OC-3 node with a DS1 interface and the DS3 (Asymmetrical with DS1/Flex DS1) may interface at an OC-12, OC-48 or OC-192 node with a Flex DS1 interface.

(N)

(N)

(N)

(N)

(N)

EFFECTIVE: JANUARY 23, 2001

ACCESS SERVICE

(N)

23 - Metropolitan Statistical Area Access Services (Cont'd)

(N)

23.5 Rates and Charges (Cont'd)

(N)

23.5.2 BellSouth SPA Service

(N)

23.5.2.9 High Capacity (a.k.a. BellSouth SPA High Capacity) Service (Cont'd)

(N)

ALL STATES (Cont'd)

(N)

(A) Local Channel (Per Local Channel) (Cont'd)

(N)

(3) LightGate service (a.k.a. BellSouth Point to Point Network) Local  
Channel Systems (Includes first one-half air mile) (Cont'd)

(N)

(N)

(N)

(t) Local channel mileage rates (for all LightGate service a.k.a.  
BellSouth SPA Point to Point Network local channel systems)

(N)

(N)

Each Additional system one-half air mile

(N)

Zone 1	Month to Month Rates	<u>USOC</u>
<u>States</u>		
Alabama	\$225.00	1LPEA
Florida	\$225.00	1LPEA
Georgia	\$225.00	1LPEA
Kentucky	\$225.00	1LPEA
Louisiana	\$225.00	1LPEA
Mississippi	\$225.00	1LPEA
North Carolina	\$225.00	1LPEA
South Carolina	\$225.00	1LPEA
Tennessee	\$225.00	1LPEA

(N)

(N)

(N)

(N)

(N)

(N)

(N)

(N)

(N)

(N)

(N)

(N)

(N)

(N)

Zone 2	Month to Month Rates	<u>USOC</u>
<u>States</u>		
Alabama	\$225.00	1LPEA
Florida	\$225.00	1LPEA
Georgia	\$225.00	1LPEA
Kentucky	\$225.00	1LPEA
Louisiana	\$225.00	1LPEA
Mississippi	\$225.00	1LPEA
North Carolina	\$225.00	1LPEA
South Carolina	\$225.00	1LPEA
Tennessee	\$225.00	1LPEA

(N)

(N)

(N)

(N)

(N)

(N)

(N)

(N)

(N)

(N)

(N)

(N)

(N)

(N)

BELLSOUTH TELECOMMUNICATIONS, INC.  
BY: Operations Manager - Pricing  
29G57, 675 W. Peachtree St., N.E.  
Atlanta, Georgia 30375  
ISSUED: JANUARY 22, 2001

TARIFF F.C.C. NO. 1  
ORIGINAL PAGE 23-115

EFFECTIVE: JANUARY 23, 2001

ACCESS SERVICE

(N)

23 - Metropolitan Statistical Area Access Services (Cont'd)

(N)

23.5 Rates and Charges (Cont'd)

(N)

23.5.2 BellSouth SPA Service

(N)

23.5.2.9 High Capacity (a.k.a. BellSouth SPA High Capacity) Service (Cont'd)

(N)

ALL STATES (Cont'd)

(N)

(A) Local Channel (Per Local Channel) (Cont'd)

(N)

(3) LightGate service (a.k.a. BellSouth Point to Point Network) Local  
Channel Systems (Includes first one-half air mile) (Cont'd)

(N)

(N)

(t) Local channel mileage rates (for all LightGate service a.k.a.  
BellSouth SPA Point to Point Network local channel systems)

(N)

(N)

Each Additional system one-half air mile (Cont'd)

(N)

(N)

Zone 3

Month  
to  
Month  
Rates

(N)

(N)

(N)

(N)

USOC

States

(N)

Alabama

\$225.00

1LPEA

(N)

Florida

\$225.00

1LPEA

(N)

Georgia

\$225.00

1LPEA

(N)

Kentucky

\$225.00

1LPEA

(N)

Louisiana

\$225.00

1LPEA

(N)

Mississippi

\$225.00

1LPEA

(N)

North Carolina

\$225.00

1LPEA

(N)

South Carolina

\$225.00

1LPEA

(N)

Tennessee

\$225.00

1LPEA

(N)

\*\*\*\*\*

BELLSOUTH TELECOMMUNICATIONS, INC.  
 BY: Operations Manager - Pricing  
 29G57, 675 W. Peachtree St., N.E.  
 Atlanta, Georgia 30375  
 ISSUED: JANUARY 22, 2001

TARIFF F.C.C. NO. 1  
 ORIGINAL PAGE 23-116

EFFECTIVE: JANUARY 23, 2001

ACCESS SERVICE

(N)

23 - Metropolitan Statistical Area Access Services (Cont'd)

(N)

23.5 Rates and Charges (Cont'd)

(N)

23.5.2 BellSouth SPA Service

(N)

23.5.2.9 High Capacity (a.k.a. BellSouth SPA High Capacity) Service (Cont'd)

(N)

ALL STATES (Cont'd)

(N)

(A) Local Channel (Per Local Channel) (Cont'd)

(N)

(3) LightGate service (a.k.a. BellSouth Point to Point Network) Local  
 Channel Systems (Includes first one-half air mile) (Cont'd)

(N)

(N)

(u) Separate Alternate Facility Transport (SAFT) local channel  
 protection mileage (for all LightGate service (a.k.a. BellSouth SPA  
 Point to Point Network) local channel systems)

(N)

(N)

(N)

(N)

	<u>Non- Recurring Charge</u>	<u>Month to Month Rates</u>	<u>USOC</u>
--	--------------------------------------	---	-------------

(N)

(N)

(N)

(N)

- SAFT Level I  
 Per system

\$ 770.00

1L8EA

(N)

(N)

Per system  
 one-half  
 air mile

\$ 175.00

1L8EA

(N)

(N)

(N)

(N)

- SAFT Level II  
 Per system

\$ 770.00

1L8EP

(N)

(N)

Per system  
 one-half  
 air mile

\$2000.00

1L8EP

(N)

(N)

(N)

(N)

\*\*\*\*\*

EFFECTIVE: JANUARY 23, 2001

ACCESS SERVICE

(N)

23 – Metropolitan Statistical Area Access Services (Cont'd)

(N)

23.5 Rates and Charges (Cont'd)

(N)

23.5.2 BellSouth SPA Service

(N)

23.5.2.9 High Capacity (a.k.a. BellSouth SPA High Capacity) Service (Cont'd)

(N)

ALL STATES (Cont'd)

(N)

(A) Local Channel (Per Local Channel) (Cont'd)

(N)

(3) LightGate services (a.k.a. BellSouth SPA Point to Point Network)  
 Local channel Systems (Includes first one-half air mile) (Cont'd)

(N)

(N)

(v) LightGate 1 service (a.k.a. BellSouth SPA Point to Point  
 Network 1 DS3 Capacity) System (Cont'd)

(N)

(N)

Per System

(N)

Zone 1

Transport Payment Plan Rates

(N)

Plan A Plan B Plan C

(N)

12 to 36 37 to 60 61 to 96

(N)

Months Months Months

(N)

Per Month Rates

(N)

USOC

States

(N)

Alabama

\$1590.00

\$1440.00

\$1290.00

HFSC7

(N)

Florida

\$1590.00

\$1440.00

\$1290.00

HFSC7

(N)

Georgia

\$1590.00

\$1440.00

\$1290.00

HFSC7

(N)

Kentucky

\$1590.00

\$1440.00

\$1290.00

HFSC7

(N)

Louisiana

\$1590.00

\$1440.00

\$1290.00

HFSC7

(N)

Mississippi

\$1590.00

\$1440.00

\$1290.00

HFSC7

(N)

North Carolina

\$1590.00

\$1440.00

\$1290.00

HFSC7

(N)

South Carolina

\$1590.00

\$1440.00

\$1290.00

HFSC7

(N)

Tennessee

\$1590.00

\$1440.00

\$1290.00

HFSC7

(N)

Zone 2

Transport Payment Plan Rates

(N)

Plan A Plan B Plan C

(N)

12 to 36 37 to 60 61 to 96

(N)

Months Months Months

(N)

Per Month Rates

(N)

USOC

States

(N)

Alabama

\$1590.00

\$1440.00

\$1290.00

HFSC7

(N)

Florida

\$1590.00

\$1440.00

\$1290.00

HFSC7

(N)

Georgia

\$1590.00

\$1440.00

\$1290.00

HFSC7

(N)

Kentucky

\$1590.00

\$1440.00

\$1290.00

HFSC7

(N)

Louisiana

\$1590.00

\$1440.00

\$1290.00

HFSC7

(N)

Mississippi

\$1590.00

\$1440.00

\$1290.00

HFSC7

(N)

North Carolina

\$1590.00

\$1440.00

\$1290.00

HFSC7

(N)

South Carolina

\$1590.00

\$1440.00

\$1290.00

HFSC7

(N)

Tennessee

\$1590.00

\$1440.00

\$1290.00

HFSC7

(N)

EFFECTIVE: JANUARY 23, 2001

ACCESS SERVICE

23 – Metropolitan Statistical Area Access Services (Cont'd)

23.5 Rates and Charges (Cont'd)

23.5.2 BellSouth SPA Service

23.5.2.9 High Capacity a.k.a. BellSouth SPA High Capacity) Service (Cont'd)

ALL STATES (Cont'd)

(A) Local Channel (Per Local Channel) (Cont'd)

(3) LightGate services (a.k.a. BellSouth SPA Point to Point Network)  
 Local channel Systems (Includes first one-half air mile) (Cont'd)

(v) LightGate 1 service (a.k.a. BellSouth SPA Point to Point  
 Network 1 DS3 Capacity) System (Cont'd)

Per System (Cont'd)

Zone 3	Transport Payment Plan Rates			USOC
	Plan A	Plan B	Plan C	
	12 to 36	37 to 60	61 to 96	
	Months	Months	Months	
	Per Month Rates			
<u>States</u>				
Alabama	\$1590.00	\$1440.00	\$1290.00	HFSC7
Florida	\$1590.00	\$1440.00	\$1290.00	HFSC7
Georgia	\$1590.00	\$1440.00	\$1290.00	HFSC7
Kentucky	\$1590.00	\$1440.00	\$1290.00	HFSC7
Louisiana	\$1590.00	\$1440.00	\$1290.00	HFSC7
Mississippi	\$1590.00	\$1440.00	\$1290.00	HFSC7
North Carolina	\$1590.00	\$1440.00	\$1290.00	HFSC7
South Carolina	\$1590.00	\$1440.00	\$1290.00	HFSC7
Tennessee	\$1590.00	\$1440.00	\$1290.00	HFSC7

(w) LightGate 2 service (a.k.a. BellSouth SPA Point to Point  
 Network 3 DS3 Capacity) System

Per System

Zone 1	Transport Payment Plan Rates			USOC
	Plan A	Plan B	Plan C	
	12 to 36	37 to 60	61 to 96	
	Months	Months	Months	
	Per Month Rates			
States				
Alabama	\$3190.00	\$2890.00	\$2590.00	HFSCE
Florida	\$3190.00	\$2890.00	\$2590.00	HFSCE
Georgia	\$3190.00	\$2890.00	\$2590.00	HFSCE
Kentucky	\$3190.00	\$2890.00	\$2590.00	HFSCE
Louisiana	\$3190.00	\$2890.00	\$2590.00	HFSCE
Mississippi	\$3190.00	\$2890.00	\$2590.00	HFSCE
North Carolina	\$3190.00	\$2890.00	\$2590.00	HFSCE
South Carolina	\$3190.00	\$2890.00	\$2590.00	HFSCE
Tennessee	\$3190.00	\$2890.00	\$2590.00	HFSCE

EFFECTIVE: JANUARY 23, 2001

ACCESS SERVICE

23 – Metropolitan Statistical Area Access Services (Cont'd)	(N)
23.5 <u>Rates and Charges</u> (Cont'd)	(N)
23.5.2 <u>BellSouth SPA Service</u>	(N)
23.5.2.9 <u>High Capacity (a.k.a. BellSouth SPA High Capacity) Service</u> (Cont'd)	(N)
<u>ALL STATES</u> (Cont'd)	(N)
(A) Local Channel (Per Local Channel) (Cont'd)	(N)
(3) LightGate services (a.k.a. BellSouth SPA Point to Point Network) Local channel Systems (Includes first one-half air mile) (Cont'd)	(N)
(w) LightGate 2 service (a.k.a. BellSouth SPA Point to Point Network 3 DS3 Capacity) System (Cont'd)	(N)
Per System (Cont'd)	(N)

Zone 2	<u>Transport Payment Plan Rates</u>				(N)
	<u>Plan A</u>	<u>Plan B</u>	<u>Plan C</u>		(N)
	12 to 36	37 to 60	61 to 96		(N)
	<u>Months</u>	<u>Months</u>	<u>Months</u>	<u>USOC</u>	(N)
	<u>Per Month Rates</u>				(N)
<u>States</u>					(N)
Alabama	\$3190.00	\$2890.00	\$2590.00	HFSCE	(N)
Florida	\$3190.00	\$2890.00	\$2590.00	HFSCE	(N)
Georgia	\$3190.00	\$2890.00	\$2590.00	HFSCE	(N)
Kentucky	\$3190.00	\$2890.00	\$2590.00	HFSCE	(N)
Louisiana	\$3190.00	\$2890.00	\$2590.00	HFSCE	(N)
Mississippi	\$3190.00	\$2890.00	\$2590.00	HFSCE	(N)
North Carolina	\$3190.00	\$2890.00	\$2590.00	HFSCE	(N)
South Carolina	\$3190.00	\$2890.00	\$2590.00	HFSCE	(N)
Tennessee	\$3190.00	\$2890.00	\$2590.00	HFSCE	(N)

Zone 3	<u>Transport Payment Plan Rates</u>				(N)
	<u>Plan A</u>	<u>Plan B</u>	<u>Plan C</u>		(N)
	12 to 36	37 to 60	61 to 96		(N)
	<u>Months</u>	<u>Months</u>	<u>Months</u>	<u>USOC</u>	(N)
	<u>Per Month Rates</u>				(N)
<u>States</u>					(N)
Alabama	\$3190.00	\$2890.00	\$2590.00	HFSCE	(N)
Florida	\$3190.00	\$2890.00	\$2590.00	HFSCE	(N)
Georgia	\$3190.00	\$2890.00	\$2590.00	HFSCE	(N)
Kentucky	\$3190.00	\$2890.00	\$2590.00	HFSCE	(N)
Louisiana	\$3190.00	\$2890.00	\$2590.00	HFSCE	(N)
Mississippi	\$3190.00	\$2890.00	\$2590.00	HFSCE	(N)
North Carolina	\$3190.00	\$2890.00	\$2590.00	HFSCE	(N)
South Carolina	\$3190.00	\$2890.00	\$2590.00	HFSCE	(N)
Tennessee	\$3190.00	\$2890.00	\$2590.00	HFSCE	(N)



EFFECTIVE: JANUARY 23, 2001

ACCESS SERVICE

(N)

23 - Metropolitan Statistical Area Access Services (Cont'd)

(N)

23.5 Rates and Charges (Cont'd)

(N)

23.5.2 BellSouth SPA Service

(N)

23.5.2.9 High Capacity (a.k.a. BellSouth SPA High Capacity) Service (Cont'd)

(N)

ALL STATES (Cont'd)

(N)

(A) Local Channel (Per Local Channel) (Cont'd)

(N)

(3) LightGate services (a.k.a. BellSouth SPA Point to Point Network)  
 Local channel Systems (Includes first one-half air mile) (Cont'd)

(N)

(N)

(x) LightGate 2 service (a.k.a. BellSouth SPA Point to Point  
 Network 3 DS3 Capacity) System (Cont'd)

(N)

(N)

Per System with Optical Customer Termination

(N)

Zone 1

Transport Payment Plan Rates

(N)

Plan A	Plan B	Plan C	
12 to 36	37 to 60	61 to 96	
<u>Months</u>	<u>Months</u>	<u>Months</u>	
<u>Per Month Rates</u>			<u>USOC</u>

(N)

(N)

(N)

(N)

States

Alabama	\$2720.00	\$2480.00	\$2240.00	HFSL2
Florida	\$2720.00	\$2480.00	\$2240.00	HFSL2
Georgia	\$2720.00	\$2480.00	\$2240.00	HFSL2
Kentucky	\$2720.00	\$2480.00	\$2240.00	HFSL2
Louisiana	\$2720.00	\$2480.00	\$2240.00	HFSL2
Mississippi	\$2720.00	\$2480.00	\$2240.00	HFSL2
North Carolina	\$2720.00	\$2480.00	\$2240.00	HFSL2
South Carolina	\$2720.00	\$2480.00	\$2240.00	HFSL2
Tennessee	\$2720.00	\$2480.00	\$2240.00	HFSL2

(N)

(N)

(N)

(N)

(N)

(N)

(N)

(N)

(N)

Zone 2

Transport Payment Plan Rates

(N)

Plan A	Plan B	Plan C	
12 to 36	37 to 60	61 to 96	
<u>Months</u>	<u>Months</u>	<u>Months</u>	
<u>Per Month Rates</u>			<u>USOC</u>

(N)

(N)

(N)

(N)

States

Alabama	\$2720.00	\$2480.00	\$2240.00	HFSL2
Florida	\$2720.00	\$2480.00	\$2240.00	HFSL2
Georgia	\$2720.00	\$2480.00	\$2240.00	HFSL2
Kentucky	\$2720.00	\$2480.00	\$2240.00	HFSL2
Louisiana	\$2720.00	\$2480.00	\$2240.00	HFSL2
Mississippi	\$2720.00	\$2480.00	\$2240.00	HFSL2
North Carolina	\$2720.00	\$2480.00	\$2240.00	HFSL2
South Carolina	\$2720.00	\$2480.00	\$2240.00	HFSL2
Tennessee	\$2720.00	\$2480.00	\$2240.00	HFSL2

(N)

(N)

(N)

(N)

(N)

(N)

(N)

(N)

(N)

EFFECTIVE: JANUARY 23, 2001

ACCESS SERVICE

- 23 – Metropolitan Statistical Area Access Services (Cont'd) (N)
- 23.5 Rates and Charges (Cont'd) (N)
- 23.5.2 BellSouth SPA Service (N)
- 23.5.2.9 High Capacity (a.k.a. BellSouth SPA High Capacity) Service (Cont'd) (N)

ALL STATES (Cont'd) (N)

- (A) Local Channel (Per Local Channel) (Cont'd) (N)

- (3) LightGate services (a.k.a. BellSouth SPA Point to Point Network)  
 Local channel Systems (Includes first one-half air mile) (Cont'd) (N)

- (x) LightGate 2 service (a.k.a. BellSouth SPA Point to Point  
 Network 3 DS3 Capacity) System (Cont'd) (N)

Per System with Optical Customer Termination (Cont'd) (N)

Zone 3	<u>Transport Payment Plan Rates</u>			<u>USOC</u>
	<u>Plan A</u>	<u>Plan B</u>	<u>Plan C</u>	
	<u>12 to 36</u>	<u>37 to 60</u>	<u>61 to 96</u>	
	<u>Months</u>	<u>Months</u>	<u>Months</u>	
	<u>Per Month Rates</u>			

<u>States</u>					
Alabama	\$2720.00	\$2480.00	\$2240.00	HFSL2	(N)
Florida	\$2720.00	\$2480.00	\$2240.00	HFSL2	(N)
Georgia	\$2720.00	\$2480.00	\$2240.00	HFSL2	(N)
Kentucky	\$2720.00	\$2480.00	\$2240.00	HFSL2	(N)
Louisiana	\$2720.00	\$2480.00	\$2240.00	HFSL2	(N)
Mississippi	\$2720.00	\$2480.00	\$2240.00	HFSL2	(N)
North Carolina	\$2720.00	\$2480.00	\$2240.00	HFSL2	(N)
South Carolina	\$2720.00	\$2480.00	\$2240.00	HFSL2	(N)
Tennessee	\$2720.00	\$2480.00	\$2240.00	HFSL2	(N)

- (y) LightGate 3 service (a.k.a. BellSouth SPA Point to Point  
 Network 12 DS3 Capacity) System (N)

Per System (N)

Zone 1	<u>Transport Payment Plan Rates</u>			<u>USOC</u>
	<u>Plan A</u>	<u>Plan B</u>	<u>Plan C</u>	
	<u>12 to 36</u>	<u>37 to 60</u>	<u>61 to 96</u>	
	<u>Months</u>	<u>Months</u>	<u>Months</u>	
	<u>Per Month Rates</u>			

<u>States</u>					
Alabama	\$5140.00	\$4690.00	\$4240.00	HFSCG	(N)
Florida	\$5140.00	\$4690.00	\$4240.00	HFSCG	(N)
Georgia	\$5140.00	\$4690.00	\$4240.00	HFSCG	(N)
Kentucky	\$5140.00	\$4690.00	\$4240.00	HFSCG	(N)
Louisiana	\$5140.00	\$4690.00	\$4240.00	HFSCG	(N)
Mississippi	\$5140.00	\$4690.00	\$4240.00	HFSCG	(N)
North Carolina	\$5140.00	\$4690.00	\$4240.00	HFSCG	(N)
South Carolina	\$5140.00	\$4690.00	\$4240.00	HFSCG	(N)
Tennessee	\$5140.00	\$4690.00	\$4240.00	HFSCG	(N)

EFFECTIVE: JANUARY 23, 2001

ACCESS SERVICE

23 – Metropolitan Statistical Area Access Services (Cont'd) (N)

23.5 Rates and Charges (Cont'd) (N)

23.5.2 BellSouth SPA Service (N)

23.5.2.9 High Capacity (a.k.a. BellSouth SPA High Capacity) Service (Cont'd) (N)

ALL STATES (Cont'd) (N)

(A) Local Channel (Per Local Channel) (Cont'd) (N)

(3) LightGate services (a.k.a. BellSouth SPA Point to Point Network)  
 Local channel Systems (Includes first one-half air mile) (Cont'd) (N)

(y) LightGate 3 service (a.k.a. BellSouth SPA Point to Point  
 Network 12 DS3 Capacity) System (Cont'd) (N)

Per System (Cont'd) (N)

Zone 2

<u>Transport Payment Plan Rates</u>			<u>USOC</u>	(N)
<u>Plan A</u>	<u>Plan B</u>	<u>Plan C</u>		(N)
12 to 36	37 to 60	61 to 96		(N)
<u>Months</u>	<u>Months</u>	<u>Months</u>		(N)
<u>Per Month Rates</u>				(N)

States

Alabama	\$5140.00	\$4690.00	\$4240.00	HFSCG	(N)
Florida	\$5140.00	\$4690.00	\$4240.00	HFSCG	(N)
Georgia	\$5140.00	\$4690.00	\$4240.00	HFSCG	(N)
Kentucky	\$5140.00	\$4690.00	\$4240.00	HFSCG	(N)
Louisiana	\$5140.00	\$4690.00	\$4240.00	HFSCG	(N)
Mississippi	\$5140.00	\$4690.00	\$4240.00	HFSCG	(N)
North Carolina	\$5140.00	\$4690.00	\$4240.00	HFSCG	(N)
South Carolina	\$5140.00	\$4690.00	\$4240.00	HFSCG	(N)
Tennessee	\$5140.00	\$4690.00	\$4240.00	HFSCG	(N)

Zone 3

<u>Transport Payment Plan Rates</u>			<u>USOC</u>	(N)
<u>Plan A</u>	<u>Plan B</u>	<u>Plan C</u>		(N)
12 to 36	37 to 60	61 to 96		(N)
<u>Months</u>	<u>Months</u>	<u>Months</u>		(N)
<u>Per Month Rates</u>				(N)

States

Alabama	\$5140.00	\$4690.00	\$4240.00	HFSCG	(N)
Florida	\$5140.00	\$4690.00	\$4240.00	HFSCG	(N)
Georgia	\$5140.00	\$4690.00	\$4240.00	HFSCG	(N)
Kentucky	\$5140.00	\$4690.00	\$4240.00	HFSCG	(N)
Louisiana	\$5140.00	\$4690.00	\$4240.00	HFSCG	(N)
Mississippi	\$5140.00	\$4690.00	\$4240.00	HFSCG	(N)
North Carolina	\$5140.00	\$4690.00	\$4240.00	HFSCG	(N)
South Carolina	\$5140.00	\$4690.00	\$4240.00	HFSCG	(N)
Tennessee	\$5140.00	\$4690.00	\$4240.00	HFSCG	(N)

EFFECTIVE: JANUARY 23, 2001

ACCESS SERVICE

(N)

23 - Metropolitan Statistical Area Access Services (Cont'd)

(N)

23.5 Rates and Charges (Cont'd)

(N)

23.5.2 BellSouth SPA Service

(N)

23.5.2.9 High Capacity (a.k.a. BellSouth SPA High Capacity) Service (Cont'd)

(N)

ALL STATES (Cont'd)

(N)

(A) Local Channel (Per Local Channel) (Cont'd)

(N)

(3) LightGate services (a.k.a. BellSouth SPA Point to Point Network)  
 Local channel Systems (Includes first one-half air mile) (Cont'd)

(N)

(N)

(z) LightGate 3 service (a.k.a. BellSouth SPA Point to Point  
 Network 12 DS3 Capacity) System (Cont'd)

(N)

(N)

Per System with Optical Customer Termination

(N)

Zone 1

Transport Payment Plan Rates

(N)

Plan A Plan B Plan C

(N)

12 to 36 37 to 60 61 to 96

(N)

Months Months Months

(N)

Per Month Rates

(N)

USOC

States

(N)

Alabama

\$4380.00

\$4000.00

\$3600.00

HFSL3

(N)

Florida

\$4380.00

\$4000.00

\$3600.00

HFSL3

(N)

Georgia

\$4380.00

\$4000.00

\$3600.00

HFSL3

(N)

Kentucky

\$4380.00

\$4000.00

\$3600.00

HFSL3

(N)

Louisiana

\$4380.00

\$4000.00

\$3600.00

HFSL3

(N)

Mississippi

\$4380.00

\$4000.00

\$3600.00

HFSL3

(N)

North Carolina

\$4380.00

\$4000.00

\$3600.00

HFSL3

(N)

South Carolina

\$4380.00

\$4000.00

\$3600.00

HFSL3

(N)

Tennessee

\$4380.00

\$4000.00

\$3600.00

HFSL3

(N)

Zone 2

Transport Payment Plan Rates

(N)

Plan A Plan B Plan C

(N)

12 to 36 37 to 60 61 to 96

(N)

Months Months Months

(N)

Per Month Rates

(N)

USOC

States

(N)

Alabama

\$4380.00

\$4000.00

\$3600.00

HFSL3

(N)

Florida

\$4380.00

\$4000.00

\$3600.00

HFSL3

(N)

Georgia

\$4380.00

\$4000.00

\$3600.00

HFSL3

(N)

Kentucky

\$4380.00

\$4000.00

\$3600.00

HFSL3

(N)

Louisiana

\$4380.00

\$4000.00

\$3600.00

HFSL3

(N)

Mississippi

\$4380.00

\$4000.00

\$3600.00

HFSL3

(N)

North Carolina

\$4380.00

\$4000.00

\$3600.00

HFSL3

(N)

South Carolina

\$4380.00

\$4000.00

\$3600.00

HFSL3

(N)

Tennessee

\$4380.00

\$4000.00

\$3600.00

HFSL3

(N)

EFFECTIVE: JANUARY 23, 2001

ACCESS SERVICE

(N)

23 – Metropolitan Statistical Area Access Services (Cont'd)

(N)

23.5 Rates and Charges (Cont'd)

23.5.2 BellSouth SPA Service

(N)

23.5.2.9 High Capacity (a.k.a. BellSouth SPA High Capacity) Service (Cont'd)

(N)

ALL STATES (Cont'd)

(N)

(A) Local Channel (Per Local Channel) (Cont'd)

(N)

(3) LightGate services (a.k.a. BellSouth SPA Point to Point Network)  
 Local channel Systems (Includes first one-half air mile) (Cont'd)

(N)

(N)

(z) LightGate 3 service (a.k.a. BellSouth SPA Point to Point  
 Network 12 DS3 Capacity) System (Cont'd)

(N)

(N)

Per System with Optical Customer Termination (Cont'd)

(N)

Zone 3

Transport Payment Plan Rates		
Plan A	Plan B	Plan C
12 to 36	37 to 60	61 to 96
Months	Months	Months
Per Month Rates		

USOC

States

Alabama	\$4380.00	\$4000.00	\$3600.00	HFSL3
Florida	\$4380.00	\$4000.00	\$3600.00	HFSL3
Georgia	\$4380.00	\$4000.00	\$3600.00	HFSL3
Kentucky	\$4380.00	\$4000.00	\$3600.00	HFSL3
Louisiana	\$4380.00	\$4000.00	\$3600.00	HFSL3
Mississippi	\$4380.00	\$4000.00	\$3600.00	HFSL3
North Carolina	\$4380.00	\$4000.00	\$3600.00	HFSL3
South Carolina	\$4380.00	\$4000.00	\$3600.00	HFSL3
Tennessee	\$4380.00	\$4000.00	\$3600.00	HFSL3

(aa) LightGate 4 service (a.k.a. BellSouth SPA Point to Point Network  
 24 DS3 Capacity) System

(N)

(N)

Per System

(N)

Zone 1

Transport Payment Plan Rates		
Plan A	Plan B	Plan C
12 to 36	37 to 60	61 to 96
Months	Months	Months
Per Month Rates		

USOC

States

Alabama	\$8790.00	\$7990.00	\$7190.00	HFSCJ
Florida	\$8790.00	\$7990.00	\$7190.00	HFSCJ
Georgia	\$8790.00	\$7990.00	\$7190.00	HFSCJ
Kentucky	\$8790.00	\$7990.00	\$7190.00	HFSCJ
Louisiana	\$8790.00	\$7990.00	\$7190.00	HFSCJ
Mississippi	\$8790.00	\$7990.00	\$7190.00	HFSCJ
North Carolina	\$8790.00	\$7990.00	\$7190.00	HFSCJ
South Carolina	\$8790.00	\$7990.00	\$7190.00	HFSCJ
Tennessee	\$8790.00	\$7990.00	\$7190.00	HFSCJ

EFFECTIVE: JANUARY 23, 2001

ACCESS SERVICE

(N)

23 – Metropolitan Statistical Area Access Services (Cont'd)

(N)

23.5 Rates and Charges (Cont'd)

(N)

23.5.2 BellSouth SPA Service

(N)

23.5.2.9 High Capacity (a.k.a. BellSouth SPA High Capacity) Service (Cont'd)

(N)

ALL STATES (Cont'd)

(N)

(A) Local Channel (Per Local Channel) (Cont'd)

(N)

(3) LightGate services (a.k.a. BellSouth SPA Point to Point Network)  
 Local channel Systems (Includes first one-half air mile) (Cont'd)

(N)

(N)

(aa) LightGate 4 service (a.k.a. BellSouth SPA Point to Point  
 Network 24 DS3 Capacity) System (Cont'd)

(N)

(N)

Per System (Cont'd)

(N)

Zone 2

Transport Payment Plan Rates		
Plan A	Plan B	Plan C
12 to 36	37 to 60	61 to 96
Months	Months	Months
Per Month Rates		

USOC

(N)

(N)

(N)

(N)

(N)

States

Alabama	\$8790.00	\$7990.00	\$7190.00	HFSCJ
Florida	\$8790.00	\$7990.00	\$7190.00	HFSCJ
Georgia	\$8790.00	\$7990.00	\$7190.00	HFSCJ
Kentucky	\$8790.00	\$7990.00	\$7190.00	HFSCJ
Louisiana	\$8790.00	\$7990.00	\$7190.00	HFSCJ
Mississippi	\$8790.00	\$7990.00	\$7190.00	HFSCJ
North Carolina	\$8790.00	\$7990.00	\$7190.00	HFSCJ
South Carolina	\$8790.00	\$7990.00	\$7190.00	HFSCJ
Tennessee	\$8790.00	\$7990.00	\$7190.00	HFSCJ

(N)

(N)

(N)

(N)

(N)

(N)

(N)

(N)

(N)

Zone 3

Transport Payment Plan Rates		
Plan A	Plan B	Plan C
12 to 36	37 to 60	61 to 96
Months	Months	Months
Per Month Rates		

USOC

(N)

(N)

(N)

(N)

(N)

States

Alabama	\$8790.00	\$7990.00	\$7190.00	HFSCJ
Florida	\$8790.00	\$7990.00	\$7190.00	HFSCJ
Georgia	\$8790.00	\$7990.00	\$7190.00	HFSCJ
Kentucky	\$8790.00	\$7990.00	\$7190.00	HFSCJ
Louisiana	\$8790.00	\$7990.00	\$7190.00	HFSCJ
Mississippi	\$8790.00	\$7990.00	\$7190.00	HFSCJ
North Carolina	\$8790.00	\$7990.00	\$7190.00	HFSCJ
South Carolina	\$8790.00	\$7990.00	\$7190.00	HFSCJ
Tennessee	\$8790.00	\$7990.00	\$7190.00	HFSCJ

(N)

(N)

(N)

(N)

(N)

(N)

(N)

(N)

(N)

(N)

EFFECTIVE: JANUARY 23, 2001

ACCESS SERVICE

(N)

23 - Metropolitan Statistical Area Access Services (Cont'd)

(N)

23.5 Rates and Charges (Cont'd)

(N)

23.5.2 BellSouth SPA Service

(N)

23.5.2.9 High Capacity (a.k.a. BellSouth SPA High Capacity) Service (Cont'd)

(N)

ALL STATES (Cont'd)

(N)

(A) Local Channel (Per Local Channel) (Cont'd)

(N)

(3) LightGate service (a.k.a. BellSouth SPA Point to Point Network)

(N)

Local Channel Systems (Cont'd)

(N)

(Includes first one-half air mile)

(N)

(ab) LightGate service (a.k.a. BellSouth SPA Point to Point Network)

(N)

Asynchronous System Channel Interfaces

(N)

Transport Payment Plan Rates

(N)

Non-  
Recurring  
Charge

Plan A  
12 to 36  
Months

Plan B  
37 to 60  
Months

Plan C  
61 to 96  
Months

USOC

Per Month Rates

(N)

(N)

(N)

(N)

Central Office Channel Interfaces

(N)

Per DS3 \$180.00 \$ 70.00 \$ 70.00 \$ 70.00 1PQEC

(N)

Per 28 DS1

(N)

Channel

(N)

System

(N)

Per DS1

(N)

N/A  
\$170.00

\$490.00  
\$ 8.00

\$465.00  
\$ 7.00

\$450.00  
\$ 6.00

MQ3CO  
1PQE1

Customer Channel Interfaces

(N)

Per DS3 \$235.00 \$ 70.00 \$ 70.00 \$ 70.00 1PQEP

(N)

Per DS1 \$170.00 \$ 13.00 \$ 11.50 \$ 10.00 1PQE2

(N)

EFFECTIVE: JANUARY 23, 2001

ACCESS SERVICE

- 23 – Metropolitan Statistical Area Access Services (Cont'd) (N)
- 23.5 Rates and Charges (Cont'd) (N)
- 23.5.2 BellSouth SPA Service (N)
- 23.5.2.9 High Capacity (a.k.a. BellSouth SPA High Capacity) Service (Cont'd) (N)

ALL STATES (Cont'd) (N)

- (A) Local Channel (Per Local Channel) (Cont'd) (N)

- (3) LightGate service (a.k.a. BellSouth SPA Point to Point Network)  
 Local Channel Systems Includes first one-half air mile) (Cont'd) (N)

- (ac) LightGate STS-1 service (a.k.a. BellSouth SPA Point to  
 Point Network STS-1 capacity) System (N)

Per System (N)

Zone 1

<u>Transport Payment Plan Rates</u>			<u>USOC</u>	(N)
Plan A	Plan B	Plan C		(N)
12 to 36	37 to 60	61 to 96		(N)
<u>Months</u>	<u>Months</u>	<u>Months</u>		(N)
Per Month Rates				(N)

States

Alabama	\$1590.00	\$1440.00	\$1290.00	HFST1	(N)
Florida	\$1590.00	\$1440.00	\$1290.00	HFST1	(N)
Georgia	\$1590.00	\$1440.00	\$1290.00	HFST1	(N)
Kentucky	\$1590.00	\$1440.00	\$1290.00	HFST1	(N)
Louisiana	\$1590.00	\$1440.00	\$1290.00	HFST1	(N)
Mississippi	\$1590.00	\$1440.00	\$1290.00	HFST1	(N)
North Carolina	\$1590.00	\$1440.00	\$1290.00	HFST1	(N)
South Carolina	\$1590.00	\$1440.00	\$1290.00	HFST1	(N)
Tennessee	\$1590.00	\$1440.00	\$1290.00	HFST1	(N)

Zone 2

<u>Transport Payment Plan Rates</u>			<u>USOC</u>	(N)
Plan A	Plan B	Plan C		(N)
12 to 36	37 to 60	61 to 96		(N)
<u>Months</u>	<u>Months</u>	<u>Months</u>		(N)
Per Month Rates				(N)

States

Alabama	\$1590.00	\$1440.00	\$1290.00	HFST1	(N)
Florida	\$1590.00	\$1440.00	\$1290.00	HFST1	(N)
Georgia	\$1590.00	\$1440.00	\$1290.00	HFST1	(N)
Kentucky	\$1590.00	\$1440.00	\$1290.00	HFST1	(N)
Louisiana	\$1590.00	\$1440.00	\$1290.00	HFST1	(N)
Mississippi	\$1590.00	\$1440.00	\$1290.00	HFST1	(N)
North Carolina	\$1590.00	\$1440.00	\$1290.00	HFST1	(N)
South Carolina	\$1590.00	\$1440.00	\$1290.00	HFST1	(N)
Tennessee	\$1590.00	\$1440.00	\$1290.00	HFST1	(N)



BELLSOUTH TELECOMMUNICATIONS, INC.  
 BY: Operations Manager - Pricing  
 29G57, 675 W. Peachtree St., N.E.  
 Atlanta, Georgia 30375  
 ISSUED: JANUARY 22, 2001

TARIFF F.C.C. NO. 1  
 ORIGINAL PAGE 23-128

EFFECTIVE: JANUARY 23, 2001

ACCESS SERVICE

(N)

23- Metropolitan Statistical Area Access Services (Cont'd)

(N)

23.5 Rates and Charges (Cont'd)

(N)

23.5.2 BellSouth SPA Service

(N)

23.5.2.9 High Capacity (a.k.a. BellSouth SPA High Capacity) Service (Cont'd)

(N)

ALL STATES (Cont'd)

(N)

(A) Local Channel (Per Local Channel) (Cont'd)

(N)

(3) LightGate service (a.k.a. BellSouth SPA Point to Point Network)  
 Local Channel Systems Includes first one-half air mile) (Cont'd)

(N)

(N)

(ac) LightGate STS-1 service (a.k.a. BellSouth SPA Point to  
 Point Network STS-1 capacity) System (Cont'd)

(N)

(N)

Per System (Cont'd)

(N)

Zone 3

Transport Payment Plan Rates

(N)

Plan A Plan B Plan C

(N)

12 to 36 37 to 60 61 to 96

(N)

Months Months Months

USOC

(N)

Per Month Rates

(N)

States

(N)

Alabama

\$1590.00

\$1440.00

\$1290.00

HFST1

(N)

Florida

\$1590.00

\$1440.00

\$1290.00

HFST1

(N)

Georgia

\$1590.00

\$1440.00

\$1290.00

HFST1

(N)

Kentucky

\$1590.00

\$1440.00

\$1290.00

HFST1

(N)

Louisiana

\$1590.00

\$1440.00

\$1290.00

HFST1

(N)

Mississippi

\$1590.00

\$1440.00

\$1290.00

HFST1

(N)

North Carolina

\$1590.00

\$1440.00

\$1290.00

HFST1

(N)

South Carolina

\$1590.00

\$1440.00

\$1290.00

HFST1

(N)

Tennessee

\$1590.00

\$1440.00

\$1290.00

HFST1

(N)

\*\*\*\*\*

EFFECTIVE: JANUARY 23, 2001

ACCESS SERVICE

23 – Metropolitan Statistical Area Access Services (Cont'd) (N)

23.5 Rates and Charges (Cont'd) (N)

23.5.2 BellSouth SPA Service (N)

23.5.2.9 High Capacity (a.k.a. BellSouth SPA High Capacity) Service (Cont'd) (N)

ALL STATES (Cont'd) (N)

(A) Local Channel (Per Local Channel) (Cont'd) (N)

(3) LightGate service (a.k.a. BellSouth SPA Point to Point Network)  
 Local Channel Systems Includes first one-half air mile) (Cont'd) (N)

(ad) LightGate OC-3 service (a.k.a. BellSouth SPA Point to  
 Point Network OC-3 capacity) System (N)

Per System (N)

Zone 1

<u>Transport Payment Plan Rates</u>			<u>USOC</u>	(N)
<u>Plan A</u>	<u>Plan B</u>	<u>Plan C</u>		(N)
12 to 36	37 to 60	61 to 96		(N)
<u>Months</u>	<u>Months</u>	<u>Months</u>		(N)
Per Month Rates				(N)

States

Alabama	\$3100.00	\$2800.00	\$2500.00	HFS03	(N)
Florida	\$3100.00	\$2800.00	\$2500.00	HFS03	(N)
Georgia	\$3100.00	\$2800.00	\$2500.00	HFS03	(N)
Kentucky	\$3100.00	\$2800.00	\$2500.00	HFS03	(N)
Louisiana	\$3100.00	\$2800.00	\$2500.00	HFS03	(N)
Mississippi	\$3100.00	\$2800.00	\$2500.00	HFS03	(N)
North Carolina	\$3100.00	\$2800.00	\$2500.00	HFS03	(N)
South Carolina	\$3100.00	\$2800.00	\$2500.00	HFS03	(N)
Tennessee	\$3100.00	\$2800.00	\$2500.00	HFS03	(N)

Zone 2

<u>Transport Payment Plan Rates</u>			(N)
<u>Plan A</u>	<u>Plan B</u>	<u>Plan C</u>	(N)
12 to 36	37 to 60	61 to 96	(N)
<u>Months</u>	<u>Months</u>	<u>Months</u>	<u>USOC</u>
<u>Per Month Rates</u>			(N)

States

Alabama	\$3100.00	\$2800.00	\$2500.00	HFS03	(N)
Florida	\$3100.00	\$2800.00	\$2500.00	HFS03	(N)
Georgia	\$3100.00	\$2800.00	\$2500.00	HFS03	(N)
Kentucky	\$3100.00	\$2800.00	\$2500.00	HFS03	(N)
Louisiana	\$3100.00	\$2800.00	\$2500.00	HFS03	(N)
Mississippi	\$3100.00	\$2800.00	\$2500.00	HFS03	(N)
North Carolina	\$3100.00	\$2800.00	\$2500.00	HFS03	(N)
South Carolina	\$3100.00	\$2800.00	\$2500.00	HFS03	(N)
Tennessee	\$3100.00	\$2800.00	\$2500.00	HFS03	(N)

BELLSOUTH TELECOMMUNICATIONS, INC.  
 BY: Operations Manager - Pricing  
 29657, 675 W. Peachtree St., N.E.  
 Atlanta, Georgia 30375  
 ISSUED: JULY 8, 2002

TARIFF F.C.C. NO. 1  
 1ST REVISED PAGE 23-130  
 CANCELS ORIGINAL PAGE 23-130

EFFECTIVE: JULY 9, 2002

# ACCESS SERVICE

## 23 – Metropolitan Statistical Area Access Services (Cont'd) (T)

### 23.5 Rates and Charges (Cont'd)

#### 23.5.2.9 High Capacity (a.k.a. BellSouth SPA High Capacity) Service (Cont'd)

##### ALL STATES (Cont'd)

###### (A) Local Channel (Per Local Channel) (Cont'd)

###### (3) LightGate service (a.k.a. BellSouth SPA Point to Point Network) Local Channel Systems Includes first one-half air mile) (Cont'd)

###### (ad) LightGate OC-3 service (a.k.a. BellSouth SPA Point to Point Network OC-3 capacity) System (Cont'd)

###### Per System (Cont'd)

Zone 3	<u>Transport Payment Plan Rates</u>			<u>USOC</u>
	<u>Plan A</u>	<u>Plan B</u>	<u>Plan C</u>	
	<u>12 to 36</u>	<u>37 to 60</u>	<u>61 to 96</u>	
	<u>Months</u>	<u>Months</u>	<u>Months</u>	
	<u>Per Month Rates</u>			
<u>States</u>				
Alabama	\$3100.00	\$2800.00	\$2500.00	HFS03
Florida	\$3100.00	\$2800.00	\$2500.00	HFS03
Georgia	\$3100.00	\$2800.00	\$2500.00	HFS03
Kentucky	\$3100.00	\$2800.00	\$2500.00	HFS03
Louisiana	\$3100.00	\$2800.00	\$2500.00	HFS03
Mississippi	\$3100.00	\$2800.00	\$2500.00	HFS03
North Carolina	\$3100.00	\$2800.00	\$2500.00	HFS03
South Carolina	\$3100.00	\$2800.00	\$2500.00	HFS03
Tennessee	\$3100.00	\$2800.00	\$2500.00	HFS03

###### (ae) LightGate OC-3 service (a.k.a. BellSouth SPA Point to Point Network OC-3 capacity) System

###### Per System with Optical Customer Termination

Zone 1	<u>Transport Payment Plan Rates</u>			<u>USOC</u>
	<u>Plan A</u>	<u>Plan B</u>	<u>Plan C</u>	
	<u>12 to 36</u>	<u>37 to 60</u>	<u>61 to 96</u>	
	<u>Months</u>	<u>Months</u>	<u>Months</u>	
	<u>Per Month Rates</u>			
<u>States</u>				
Alabama	\$1968.00	\$1776.00	\$1584.00	HFSOC
Florida	\$1968.00	\$1776.00	\$1584.00	HFSOC
Georgia	\$1968.00	\$1776.00	\$1584.00	HFSOC
Kentucky	\$1968.00	\$1776.00	\$1584.00	HFSOC
Louisiana	\$1968.00	\$1776.00	\$1584.00	HFSOC
Mississippi	\$1968.00	\$1776.00	\$1584.00	HFSOC
North Carolina	\$1968.00	\$1776.00	\$1584.00	HFSOC
South Carolina	\$1968.00	\$1776.00	\$1584.00	HFSOC
Tennessee	\$1968.00	\$1776.00	\$1584.00	HFSOC

\*\*\*\*\*

EFFECTIVE: JANUARY 23, 2001

ACCESS SERVICE

- 23 - Metropolitan Statistical Area Access Services (Cont'd) (N)
- 23.5 Rates and Charges (Cont'd) (N)
- 23.5.2 BellSouth SPA Service (N)
- 23.5.2.9 High Capacity (a.k.a. BellSouth SPA High Capacity) Service (Cont'd) (N)

ALL STATES (Cont'd) (N)

- (A) Local Channel (Per Local Channel) (Cont'd) (N)
- (3) LightGate service (a.k.a. BellSouth SPA Point to Point Network)  
 Local Channel Systems Includes first one-half air mile) (Cont'd) (N)
- (ae) LightGate OC-3 service (a.k.a. BellSouth SPA Point to  
 Point Network OC-3 capacity) System (Cont'd) (N)

Per System with Optical Customer Termination (Cont'd) (N)

Zone 2	<u>Transport Payment Plan Rates</u>			<u>USOC</u>
	<u>Plan A</u>	<u>Plan B</u>	<u>Plan C</u>	
	<u>12 to 36</u>	<u>37 to 60</u>	<u>61 to 96</u>	
	<u>Months</u>	<u>Months</u>	<u>Months</u>	
	<u>Per Month Rates</u>			

<u>States</u>					
Alabama	\$1968.00	\$1776.00	\$1584.00	HFSOC	(N)
Florida	\$1968.00	\$1776.00	\$1584.00	HFSOC	(N)
Georgia	\$1968.00	\$1776.00	\$1584.00	HFSOC	(N)
Kentucky	\$1968.00	\$1776.00	\$1584.00	HFSOC	(N)
Louisiana	\$1968.00	\$1776.00	\$1584.00	HFSOC	(N)
Mississippi	\$1968.00	\$1776.00	\$1584.00	HFSOC	(N)
North Carolina	\$1968.00	\$1776.00	\$1584.00	HFSOC	(N)
South Carolina	\$1968.00	\$1776.00	\$1584.00	HFSOC	(N)
Tennessee	\$1968.00	\$1776.00	\$1584.00	HFSOC	(N)

Zone 3	<u>Transport Payment Plan Rates</u>			<u>USOC</u>
	<u>Plan A</u>	<u>Plan B</u>	<u>Plan C</u>	
	<u>12 to 36</u>	<u>37 to 60</u>	<u>61 to 96</u>	
	<u>Months</u>	<u>Months</u>	<u>Months</u>	
	<u>Per Month Rates</u>			

<u>States</u>					
Alabama	\$1968.00	\$1776.00	\$1584.00	HFSOC	(N)
Florida	\$1968.00	\$1776.00	\$1584.00	HFSOC	(N)
Georgia	\$1968.00	\$1776.00	\$1584.00	HFSOC	(N)
Kentucky	\$1968.00	\$1776.00	\$1584.00	HFSOC	(N)
Louisiana	\$1968.00	\$1776.00	\$1584.00	HFSOC	(N)
Mississippi	\$1968.00	\$1776.00	\$1584.00	HFSOC	(N)
North Carolina	\$1968.00	\$1776.00	\$1584.00	HFSOC	(N)
South Carolina	\$1968.00	\$1776.00	\$1584.00	HFSOC	(N)
Tennessee	\$1968.00	\$1776.00	\$1584.00	HFSOC	(N)

BELLSOUTH TELECOMMUNICATIONS, INC.  
 BY: Operations Manager - Pricing  
 29657, 675 W. Peachtree St., N.E.  
 Atlanta, Georgia 30375  
 ISSUED: OCTOBER 31, 2001

TARIFF F.C.C. NO. 1  
 1ST REVISED PAGE 23-132  
 CANCELS ORIGINAL PAGE 23-132

EFFECTIVE: NOVEMBER 1, 2001

# ACCESS SERVICE

## 23 - Metropolitan Statistical Area Access Services (Cont'd)

### 23.5 Rates and Charges (Cont'd)

#### 23.5.2 BellSouth SPA Service

##### 23.5.2.9 High Capacity (a.k.a. BellSouth SPA High Capacity) Service (Cont'd)

### ALL STATES (Cont'd)

#### (A) Local Channel (Per Local Channel) (Cont'd)

#### (3) LightGate service (a.k.a. BellSouth SPA Point to Point Network) Local Channel Systems Includes first one-half air mile) (Cont'd)

#### (af) LightGate OC-3 service (a.k.a. BellSouth SPA Point to Point Network OC-3 capacity) System

Per System with Optical Serving Wire Center Termination

Zone 1	<u>Transport Payment Plan Rates</u>			<u>USOC</u>	
	<u>Plan A</u>	<u>Plan B</u>	<u>Plan C</u>		
	<u>12 to 36</u>	<u>37 to 60</u>	<u>61 to 96</u>		
	<u>Months</u>	<u>Months</u>	<u>Months</u>		
	<u>Per Month Rates</u>				
<u>States</u>					
Alabama	\$1968.00	\$1776.00	\$1584.00	HFSOW	(R)
Florida	\$1968.00	\$1776.00	\$1584.00	HFSOW	(R)
Georgia	\$1968.00	\$1776.00	\$1584.00	HFSOW	(R)
Kentucky	\$1968.00	\$1776.00	\$1584.00	HFSOW	(R)
Louisiana	\$1968.00	\$1776.00	\$1584.00	HFSOW	(R)
Mississippi	\$1968.00	\$1776.00	\$1584.00	HFSOW	(R)
North Carolina	\$1968.00	\$1776.00	\$1584.00	HFSOW	(R)
South Carolina	\$1968.00	\$1776.00	\$1584.00	HFSOW	(R)
Tennessee	\$1968.00	\$1776.00	\$1584.00	HFSOW	(R)
Zone 2	<u>Transport Payment Plan Rates</u>			<u>USOC</u>	
	<u>Plan A</u>	<u>Plan B</u>	<u>Plan C</u>		
	<u>12 to 36</u>	<u>37 to 60</u>	<u>61 to 96</u>		
	<u>Months</u>	<u>Months</u>	<u>Months</u>		
	<u>Per Month Rates</u>				
<u>States</u>					
Alabama	\$1968.00	\$1776.00	\$1584.00	HFSOW	(R)
Florida	\$1968.00	\$1776.00	\$1584.00	HFSOW	(R)
Georgia	\$1968.00	\$1776.00	\$1584.00	HFSOW	(R)
Kentucky	\$1968.00	\$1776.00	\$1584.00	HFSOW	(R)
Louisiana	\$1968.00	\$1776.00	\$1584.00	HFSOW	(R)
Mississippi	\$1968.00	\$1776.00	\$1584.00	HFSOW	(R)
North Carolina	\$1968.00	\$1776.00	\$1584.00	HFSOW	(R)
South Carolina	\$1968.00	\$1776.00	\$1584.00	HFSOW	(R)
Tennessee	\$1968.00	\$1776.00	\$1584.00	HFSOW	(R)

\*\*\*\*\*

BELLSOUTH TELECOMMUNICATIONS, INC.  
 BY: Operations Manager - Pricing  
 29657, 675 W. Peachtree St., N.E.  
 Atlanta, Georgia 30375  
 ISSUED: OCTOBER 31, 2001

TARIFF F.C.C. NO. 1  
 1ST REVISED PAGE 23-133  
 CANCELS ORIGINAL PAGE 23-133

EFFECTIVE: NOVEMBER 1, 2001

# ACCESS SERVICE

## 23 – Metropolitan Statistical Area Access Services (Cont'd)

### 23.5 Rates and Charges (Cont'd)

#### 23.5.2 BellSouth SPA Service

##### 23.5.2.9 High Capacity (a.k.a. BellSouth SPA High Capacity) Service (Cont'd)

### ALL STATES (Cont'd)

#### (A) Local Channel (Per Local Channel) (Cont'd)

#### (3) LightGate service (a.k.a. BellSouth SPA Point to Point Network) Local Channel Systems Includes first one-half air mile) (Cont'd)

#### (af) LightGate OC-3 service (a.k.a. BellSouth SPA Point to Point Network OC-3 capacity) System (Cont'd)

Per System with Optical Serving Wire Center Termination  
 (Cont'd)

#### Zone 3

	<u>Transport Payment Plan Rates</u>			<u>USOC</u>	
	<u>Plan A</u>	<u>Plan B</u>	<u>Plan C</u>		
	<u>12 to 36</u>	<u>37 to 60</u>	<u>61 to 96</u>		
	<u>Months</u>	<u>Months</u>	<u>Months</u>		
	<u>Per Month Rates</u>				
<u>States</u>					
Alabama	\$1968.00	\$1776.00	\$1584.00	HFSOW	(R)
Florida	\$1968.00	\$1776.00	\$1584.00	HFSOW	(R)
Georgia	\$1968.00	\$1776.00	\$1584.00	HFSOW	(R)
Kentucky	\$1968.00	\$1776.00	\$1584.00	HFSOW	(R)
Louisiana	\$1968.00	\$1776.00	\$1584.00	HFSOW	(R)
Mississippi	\$1968.00	\$1776.00	\$1584.00	HFSOW	(R)
North Carolina	\$1968.00	\$1776.00	\$1584.00	HFSOW	(R)
South Carolina	\$1968.00	\$1776.00	\$1584.00	HFSOW	(R)
Tennessee	\$1968.00	\$1776.00	\$1584.00	HFSOW	(R)

#### (ag) LightGate OC-12 service (aka BellSouth SPA Point to Point Network OC-12 capacity) System

Per System

#### Zone 1

	<u>Transport Payment Plan Rates</u>			<u>USOC</u>	
	<u>Plan A</u>	<u>Plan B</u>	<u>Plan C</u>		
	<u>12 to 36</u>	<u>37 to 60</u>	<u>61 to 96</u>		
	<u>Months</u>	<u>Months</u>	<u>Months</u>		
	<u>Per Month Rates</u>				
<u>States</u>					
Alabama	\$5100.00	\$4600.00	\$4150.00	HFS12	
Florida	\$5100.00	\$4600.00	\$4150.00	HFS12	
Georgia	\$5100.00	\$4600.00	\$4150.00	HFS12	
Kentucky	\$5100.00	\$4600.00	\$4150.00	HFS12	
Louisiana	\$5100.00	\$4600.00	\$4150.00	HFS12	
Mississippi	\$5100.00	\$4600.00	\$4150.00	HFS12	
North Carolina	\$5100.00	\$4600.00	\$4150.00	HFS12	
South Carolina	\$5100.00	\$4600.00	\$4150.00	HFS12	
Tennessee	\$5100.00	\$4600.00	\$4150.00	HFS12	

\*\*\*\*\*

EFFECTIVE: JANUARY 23, 2001

ACCESS SERVICE

- 23 – Metropolitan Statistical Area Access Services (Cont'd) (N)
- 23.5 Rates and Charges (Cont'd) (N)
- 23.5.2 BellSouth SPA Service (N)
- 23.5.2.9 High Capacity (a.k.a. BellSouth SPA High Capacity) Service (Cont'd) (N)

ALL STATES (Cont'd) (N)

- (A) Local Channel (Per Local Channel) (Cont'd) (N)

- (3) LightGate service (a.k.a. BellSouth SPA Point to Point Network)  
 Local Channel Systems Includes first one-half air mile) (Cont'd) (N)

- (ag) LightGate OC-12 service (a.k.a. BellSouth SPA Point to  
 Point Network OC-12 capacity) System (Cont'd) (N)

Per System (Cont'd) (N)

Zone 2	<u>Transport Payment Plan Rates</u>			<u>USOC</u>	(N)
	<u>Plan A</u>	<u>Plan B</u>	<u>Plan C</u>		
	<u>12 to 36</u>	<u>37 to 60</u>	<u>61 to 96</u>		
	<u>Months</u>	<u>Months</u>	<u>Months</u>		
	<u>Per Month Rates</u>				(N)

<u>States</u>					(N)
Alabama	\$5100.00	\$4600.00	\$4150.00	HFS12	(N)
Florida	\$5100.00	\$4600.00	\$4150.00	HFS12	(N)
Georgia	\$5100.00	\$4600.00	\$4150.00	HFS12	(N)
Kentucky	\$5100.00	\$4600.00	\$4150.00	HFS12	(N)
Louisiana	\$5100.00	\$4600.00	\$4150.00	HFS12	(N)
Mississippi	\$5100.00	\$4600.00	\$4150.00	HFS12	(N)
North Carolina	\$5100.00	\$4600.00	\$4150.00	HFS12	(N)
South Carolina	\$5100.00	\$4600.00	\$4150.00	HFS12	(N)
Tennessee	\$5100.00	\$4600.00	\$4150.00	HFS12	(N)

Zone 3	<u>Transport Payment Plan Rates</u>			<u>USOC</u>	(N)
	<u>Plan A</u>	<u>Plan B</u>	<u>Plan C</u>		
	<u>12 to 36</u>	<u>37 to 60</u>	<u>61 to 96</u>		
	<u>Months</u>	<u>Months</u>	<u>Months</u>		
	<u>Per Month Rates</u>				(N)

<u>States</u>					(N)
Alabama	\$5100.00	\$4600.00	\$4150.00	HFS12	(N)
Florida	\$5100.00	\$4600.00	\$4150.00	HFS12	(N)
Georgia	\$5100.00	\$4600.00	\$4150.00	HFS12	(N)
Kentucky	\$5100.00	\$4600.00	\$4150.00	HFS12	(N)
Louisiana	\$5100.00	\$4600.00	\$4150.00	HFS12	(N)
Mississippi	\$5100.00	\$4600.00	\$4150.00	HFS12	(N)
North Carolina	\$5100.00	\$4600.00	\$4150.00	HFS12	(N)
South Carolina	\$5100.00	\$4600.00	\$4150.00	HFS12	(N)
Tennessee	\$5100.00	\$4600.00	\$4150.00	HFS12	(N)

EFFECTIVE: JANUARY 23, 2001

ACCESS SERVICE

(N)

23 - Metropolitan Statistical Area Access Services (Cont'd)

(N)

23.5 Rates and Charges (Cont'd)

(N)

23.5.2 BellSouth SPA Service

(N)

23.5.2.9 High Capacity (a.k.a. BellSouth SPA High Capacity) Service (Cont'd)

(N)

ALL STATES (Cont'd)

(N)

(A) Local Channel (Per Local Channel) (Cont'd)

(N)

(3) LightGate service (a.k.a. BellSouth SPA Point to Point Network)  
 Local Channel Systems Includes first one-half air mile) (Cont'd)

(N)

(N)

(ah) LightGate OC-12 service (a.k.a. BellSouth SPA Point to  
 Point Network OC-12 capacity) System

(N)

(N)

Per System with Optical Customer Termination

(N)

Zone 1

Transport Payment Plan Rates

(N)

Plan A Plan B Plan C

(N)

12 to 36 37 to 60 61 to 96

(N)

Months Months Months

(N)

Per Month Rates

(N)

USOC

States

(N)

Alabama

\$3504.00

\$3200.00

\$2880.00

HFS1C

(N)

Florida

\$3504.00

\$3200.00

\$2880.00

HFS1C

(N)

Georgia

\$3504.00

\$3200.00

\$2880.00

HFS1C

(N)

Kentucky

\$3504.00

\$3200.00

\$2880.00

HFS1C

(N)

Louisiana

\$3504.00

\$3200.00

\$2880.00

HFS1C

(N)

Mississippi

\$3504.00

\$3200.00

\$2880.00

HFS1C

(N)

North Carolina

\$3504.00

\$3200.00

\$2880.00

HFS1C

(N)

South Carolina

\$3504.00

\$3200.00

\$2880.00

HFS1C

(N)

Tennessee

\$3504.00

\$3200.00

\$2880.00

HFS1C

(N)

Zone 2

Transport Payment Plan Rates

(N)

Plan A Plan B Plan C

(N)

12 to 36 37 to 60 61 to 96

(N)

Months Months Months

(N)

Per Month Rates

(N)

USOC

States

(N)

Alabama

\$3504.00

\$3200.00

\$2880.00

HFS1C

(N)

Florida

\$3504.00

\$3200.00

\$2880.00

HFS1C

(N)

Georgia

\$3504.00

\$3200.00

\$2880.00

HFS1C

(N)

Kentucky

\$3504.00

\$3200.00

\$2880.00

HFS1C

(N)

Louisiana

\$3504.00

\$3200.00

\$2880.00

HFS1C

(N)

Mississippi

\$3504.00

\$3200.00

\$2880.00

HFS1C

(N)

North Carolina

\$3504.00

\$3200.00

\$2880.00

HFS1C

(N)

South Carolina

\$3504.00

\$3200.00

\$2880.00

HFS1C

(N)

Tennessee

\$3504.00

\$3200.00

\$2880.00

HFS1C

(N)



BELLSOUTH TELECOMMUNICATIONS, INC.  
 BY: Operations Manager - Pricing  
 29657, 675 W. Peachtree St., N.E.  
 Atlanta, Georgia 30375  
 ISSUED: OCTOBER 31, 2001

TARIFF F.C.C. NO. 1  
 1ST REVISED PAGE 23-136  
 CANCELS ORIGINAL PAGE 23-136

EFFECTIVE: NOVEMBER 1, 2001

# ACCESS SERVICE

## 23 - Metropolitan Statistical Area Access Services (Cont'd)

### 23.5 Rates and Charges (Cont'd)

#### 23.5.2 BellSouth SPA Service

##### 23.5.2.9 High Capacity (a.k.a. BellSouth SPA High Capacity) Service (Cont'd)

### ALL STATES (Cont'd)

#### (A) Local Channel (Per Local Channel) (Cont'd)

#### (3) LightGate service (a.k.a. BellSouth SPA Point to Point Network) Local Channel Systems Includes first one-half air mile) (Cont'd)

#### (ah) LightGate OC-12 service ( BellSouth SPA Point to Point Network OC-12 capacity) System (Cont'd)

#### Per System with Optical Customer Termination (Cont'd)

Zone 3	<u>Transport Payment Plan Rates</u>			<u>USOC</u>
	<u>Plan A</u>	<u>Plan B</u>	<u>Plan C</u>	
	<u>12 to 36</u>	<u>37 to 60</u>	<u>61 to 96</u>	
	<u>Months</u>	<u>Months</u>	<u>Months</u>	
	<u>Per Month Rates</u>			
<u>States</u>				
Alabama	\$3504.00	\$3200.00	\$2880.00	HFS1C
Florida	\$3504.00	\$3200.00	\$2880.00	HFS1C
Georgia	\$3504.00	\$3200.00	\$2880.00	HFS1C
Kentucky	\$3504.00	\$3200.00	\$2880.00	HFS1C
Louisiana	\$3504.00	\$3200.00	\$2880.00	HFS1C
Mississippi	\$3504.00	\$3200.00	\$2880.00	HFS1C
North Carolina	\$3504.00	\$3200.00	\$2880.00	HFS1C
South Carolina	\$3504.00	\$3200.00	\$2880.00	HFS1C
Tennessee	\$3504.00	\$3200.00	\$2880.00	HFS1C

#### (ai) LightGate OC-12 service (a.k.a. BellSouth SPA Point to Point Network OC-12 capacity) System

#### Per System with Optical Serving Wire Center Termination

Zone 1	<u>Transport Payment Plan Rates</u>			<u>USOC</u>	
	<u>Plan A</u>	<u>Plan B</u>	<u>Plan C</u>		
	<u>12 to 36</u>	<u>37 to 60</u>	<u>61 to 96</u>		
	<u>Months</u>	<u>Months</u>	<u>Months</u>		
	<u>Per Month Rates</u>				
<u>States</u>					
Alabama	\$3504.00	\$3200.00	\$2880.00	HFS1W	(R)
Florida	\$3504.00	\$3200.00	\$2880.00	HFS1W	(R)
Georgia	\$3504.00	\$3200.00	\$2880.00	HFS1W	(R)
Kentucky	\$3504.00	\$3200.00	\$2880.00	HFS1W	(R)
Louisiana	\$3504.00	\$3200.00	\$2880.00	HFS1W	(R)
Mississippi	\$3504.00	\$3200.00	\$2880.00	HFS1W	(R)
North Carolina	\$3504.00	\$3200.00	\$2880.00	HFS1W	(R)
South Carolina	\$3504.00	\$3200.00	\$2880.00	HFS1W	(R)
Tennessee	\$3504.00	\$3200.00	\$2880.00	HFS1W	(R)

\*\*\*\*\*

BELLSOUTH TELECOMMUNICATIONS, INC.  
 BY: Operations Manager - Pricing  
 29657, 675 W. Peachtree St., N.E.  
 Atlanta, Georgia 30375  
 ISSUED: OCTOBER 31, 2001

TARIFF F.C.C. NO. 1  
 1ST REVISED PAGE 23-137  
 CANCELS ORIGINAL PAGE 23-137

EFFECTIVE: NOVEMBER 1, 2001

# ACCESS SERVICE

## 23 - Metropolitan Statistical Area Access Services (Cont'd)

### 23.5 Rates and Charges (Cont'd)

#### 23.5.2 BellSouth SPA Service (Cont'd)

##### 23.5.2.9 High Capacity (a.k.a. BellSouth SPA High Capacity) Service (Cont'd)

### ALL STATES (Cont'd)

#### (A) Local Channel (Per Local Channel) (Cont'd)

#### (3) LightGate service (a.k.a. BellSouth SPA Point to Point Network) Local Channel Systems Includes first one-half air mile) (Cont'd)

##### (ai) LightGate OC-12 service (a.k.a. BellSouth SPA Point to Point Network OC-12 capacity) System (Cont'd)

Per System with Optical Serving Wire Center Termination  
 (Cont'd)

#### Zone 2

	<u>Transport Payment Plan Rates</u>			<u>USOC</u>	
	<u>Plan A</u>	<u>Plan B</u>	<u>Plan C</u>		
	<u>12 to 36</u>	<u>37 to 60</u>	<u>61 to 96</u>		
	<u>Months</u>	<u>Months</u>	<u>Months</u>		
	<u>Per Month Rates</u>				
<u>States</u>					
Alabama	\$3504.00	\$3200.00	\$2880.00	HFS1W	(R)
Florida	\$3504.00	\$3200.00	\$2880.00	HFS1W	(R)
Georgia	\$3504.00	\$3200.00	\$2880.00	HFS1W	(R)
Kentucky	\$3504.00	\$3200.00	\$2880.00	HFS1W	(R)
Louisiana	\$3504.00	\$3200.00	\$2880.00	HFS1W	(R)
Mississippi	\$3504.00	\$3200.00	\$2880.00	HFS1W	(R)
North Carolina	\$3504.00	\$3200.00	\$2880.00	HFS1W	(R)
South Carolina	\$3504.00	\$3200.00	\$2880.00	HFS1W	(R)
Tennessee	\$3504.00	\$3200.00	\$2880.00	HFS1W	(R)

#### Zone 3

	<u>Transport Payment Plan Rates</u>			<u>USOC</u>	
	<u>Plan A</u>	<u>Plan B</u>	<u>Plan C</u>		
	<u>12 to 36</u>	<u>37 to 60</u>	<u>61 to 96</u>		
	<u>Months</u>	<u>Months</u>	<u>Months</u>		
	<u>Per Month Rates</u>				
<u>States</u>					
Alabama	\$3504.00	\$3200.00	\$2880.00	HFS1W	(R)
Florida	\$3504.00	\$3200.00	\$2880.00	HFS1W	(R)
Georgia	\$3504.00	\$3200.00	\$2880.00	HFS1W	(R)
Kentucky	\$3504.00	\$3200.00	\$2880.00	HFS1W	(R)
Louisiana	\$3504.00	\$3200.00	\$2880.00	HFS1W	(R)
Mississippi	\$3504.00	\$3200.00	\$2880.00	HFS1W	(R)
North Carolina	\$3504.00	\$3200.00	\$2880.00	HFS1W	(R)
South Carolina	\$3504.00	\$3200.00	\$2880.00	HFS1W	(R)
Tennessee	\$3504.00	\$3200.00	\$2880.00	HFS1W	(R)

\*\*\*\*\*

EFFECTIVE: JANUARY 23, 2001

ACCESS SERVICE

(N)

23 – Metropolitan Statistical Area Access Services (Cont'd)

(N)

23.5 Rates and Charges (Cont'd)

(N)

23.5.2 BellSouth SPA Service

(N)

23.5.2.9 High Capacity (a.k.a. BellSouth SPA High Capacity) Service (Cont'd)

(N)

ALL STATES (Cont'd)

(N)

(A) Local Channel (Per Local Channel) (Cont'd)

(N)

(3) LightGate service (a.k.a. BellSouth Point to Point Network) Local Channel Systems (Includes first one-half air mile)

(N)

(N)

(aj) LightGate OC-48 service (a.k.a. BellSouth SPA Point to Point Network OC-48 capacity) System

(N)

(N)

Per System

(N)

Zone 1

Transport Payment Plan Rates

(N)

Plan A Plan B Plan C

(N)

12 to 36 37 to 60 61 to 96

(N)

Months Months Months

(N)

Per Month Rates

(N)

USOC

States

(N)

Alabama	\$11000.00	\$10000.00	\$9000.00	HFS48
Florida	\$11000.00	\$10000.00	\$9000.00	HFS48
Georgia	\$11000.00	\$10000.00	\$9000.00	HFS48
Kentucky	\$11000.00	\$10000.00	\$9000.00	HFS48
Louisiana	\$11000.00	\$10000.00	\$9000.00	HFS48
Mississippi	\$11000.00	\$10000.00	\$9000.00	HFS48
North Carolina	\$11000.00	\$10000.00	\$9000.00	HFS48
South Carolina	\$11000.00	\$10000.00	\$9000.00	HFS48
Tennessee	\$11000.00	\$10000.00	\$9000.00	HFS48

(N)

(N)

(N)

(N)

(N)

(N)

(N)

(N)

Zone 2

Transport Payment Plan Rates

(N)

Plan A Plan B Plan C

(N)

12 to 36 37 to 60 61 to 96

(N)

Months Months Months

(N)

Per Month Rates

(N)

USOC

States

(N)

Alabama	\$11000.00	\$10000.00	\$9000.00	HFS48
Florida	\$11000.00	\$10000.00	\$9000.00	HFS48
Georgia	\$11000.00	\$10000.00	\$9000.00	HFS48
Kentucky	\$11000.00	\$10000.00	\$9000.00	HFS48
Louisiana	\$11000.00	\$10000.00	\$9000.00	HFS48
Mississippi	\$11000.00	\$10000.00	\$9000.00	HFS48
North Carolina	\$11000.00	\$10000.00	\$9000.00	HFS48
South Carolina	\$11000.00	\$10000.00	\$9000.00	HFS48
Tennessee	\$11000.00	\$10000.00	\$9000.00	HFS48

(N)

(N)

(N)

(N)

(N)

(N)

(N)

(N)

EFFECTIVE: JANUARY 23, 2001

ACCESS SERVICE

(N)

23 – Metropolitan Statistical Area Access Services (Cont'd)

(N)

23.5 Rates and Charges (Cont'd)

(N)

23.5.2 BellSouth SPA Service

(N)

23.5.2.9 High Capacity (a.k.a. BellSouth SPA High Capacity) Service (Cont'd)

(N)

ALL STATES (Cont'd)

(N)

(A) Local Channel (Per Local Channel) (Cont'd)

(N)

(3) LightGate service (a.k.a. BellSouth Point to Point Network) Local Channel Systems (Includes first one-half air mile) (Cont'd)

(N)

(N)

(aj) LightGate OC-48 service (a.k.a. BellSouth SPA Point to Point Network OC-48 capacity) System

(N)

(N)

Per System (Cont'd)

(N)

Zone 3

Transport Payment Plan Rates

(N)

Plan A Plan B Plan C

(N)

12 to 36 37 to 60 61 to 96

(N)

Months Months Months

(N)

Per Month Rates

(N)

USOC

States

(N)

Alabama	\$11000.00	\$10000.00	\$9000.00	HFS48
Florida	\$11000.00	\$10000.00	\$9000.00	HFS48
Georgia	\$11000.00	\$10000.00	\$9000.00	HFS48
Kentucky	\$11000.00	\$10000.00	\$9000.00	HFS48
Louisiana	\$11000.00	\$10000.00	\$9000.00	HFS48
Mississippi	\$11000.00	\$10000.00	\$9000.00	HFS48
North Carolina	\$11000.00	\$10000.00	\$9000.00	HFS48
South Carolina	\$11000.00	\$10000.00	\$9000.00	HFS48
Tennessee	\$11000.00	\$10000.00	\$9000.00	HFS48

(N)

(N)

(N)

(N)

(N)

(N)

(N)

(N)

(ak) LightGate OC-48 service (a.k.a. BellSouth SPA Point to Point network OC-48 capacity) System

(N)

(N)

Per System with Optical Customer Termination

(N)

Zone 1

Transport Payment Plan Rates

(N)

Plan A Plan B Plan C

(N)

12 to 36 37 to 60 61 to 96

(N)

Months Months Months

(N)

Per Month Rates

(N)

USOC

States

(N)

Alabama	\$7040.00	\$6400.00	\$5760.00	HFS4C
Florida	\$7040.00	\$6400.00	\$5760.00	HFS4C
Georgia	\$7040.00	\$6400.00	\$5760.00	HFS4C
Kentucky	\$7040.00	\$6400.00	\$5760.00	HFS4C
Louisiana	\$7040.00	\$6400.00	\$5760.00	HFS4C
Mississippi	\$7040.00	\$6400.00	\$5760.00	HFS4C
North Carolina	\$7040.00	\$6400.00	\$5760.00	HFS4C
South Carolina	\$7040.00	\$6400.00	\$5760.00	HFS4C
Tennessee	\$7040.00	\$6400.00	\$5760.00	HFS4C

(N)

(N)

(N)

(N)

(N)

(N)

(N)

(N)

EFFECTIVE: JANUARY 23, 2001

ACCESS SERVICE

(N)

23 - Metropolitan Statistical Area Access Services (Cont'd)

(N)

23.5 Rates and Charges (Cont'd)

(N)

23.5.2 BellSouth SPA Service

(N)

23.5.2.9 High Capacity (a.k.a. BellSouth SPA High Capacity) Service (Cont'd)

(N)

ALL STATES (Cont'd)

(N)

(A) Local Channel (Per Local Channel) (Cont'd)

(N)

(3) LightGate service (a.k.a. BellSouth Point to Point Network) Local Channel Systems (Includes first one-half air mile) (Cont'd)

(N)

(N)

(ak) LightGate OC-48 service (a.k.a. BellSouth SPA Point to Point Network OC-48 capacity) System (Cont'd)

(N)

(N)

Per System with Optical Customer Termination (Cont'd)

(N)

Zone 2

<u>Transport Payment Plan Rates</u>			<u>USOC</u>
<u>Plan A</u>	<u>Plan B</u>	<u>Plan C</u>	
12 to 36	37 to 60	61 to 96	
<u>Months</u>	<u>Months</u>	<u>Months</u>	
<u>Per Month Rates</u>			

(N)

(N)

(N)

(N)

(N)

States

(N)

Alabama	\$7040.00	\$6400.00	\$5760.00	HFS4C
Florida	\$7040.00	\$6400.00	\$5760.00	HFS4C
Georgia	\$7040.00	\$6400.00	\$5760.00	HFS4C
Kentucky	\$7040.00	\$6400.00	\$5760.00	HFS4C
Louisiana	\$7040.00	\$6400.00	\$5760.00	HFS4C
Mississippi	\$7040.00	\$6400.00	\$5760.00	HFS4C
North Carolina	\$7040.00	\$6400.00	\$5760.00	HFS4C
South Carolina	\$7040.00	\$6400.00	\$5760.00	HFS4C
Tennessee	\$7040.00	\$6400.00	\$5760.00	HFS4C

(N)

(N)

(N)

(N)

(N)

(N)

(N)

(N)

Zone 3

<u>Transport Payment Plan Rates</u>			<u>USOC</u>
<u>Plan A</u>	<u>Plan B</u>	<u>Plan C</u>	
12 to 36	37 to 60	61 to 96	
<u>Months</u>	<u>Months</u>	<u>Months</u>	
<u>Per Month Rates</u>			

(N)

(N)

(N)

(N)

(N)

States

(N)

Alabama	\$7040.00	\$6400.00	\$5760.00	HFS4C
Florida	\$7040.00	\$6400.00	\$5760.00	HFS4C
Georgia	\$7040.00	\$6400.00	\$5760.00	HFS4C
Kentucky	\$7040.00	\$6400.00	\$5760.00	HFS4C
Louisiana	\$7040.00	\$6400.00	\$5760.00	HFS4C
Mississippi	\$7040.00	\$6400.00	\$5760.00	HFS4C
North Carolina	\$7040.00	\$6400.00	\$5760.00	HFS4C
South Carolina	\$7040.00	\$6400.00	\$5760.00	HFS4C
Tennessee	\$7040.00	\$6400.00	\$5760.00	HFS4C

(N)

(N)

(N)

(N)

(N)

(N)

(N)

(N)

BELLSOUTH TELECOMMUNICATIONS, INC.  
 BY: Operations Manager - Pricing  
 29657, 675 W. Peachtree St., N.E.  
 Atlanta, Georgia 30375  
 ISSUED: JULY 8, 2002

TARIFF F.C.C. NO. 1  
 2ND REVISED PAGE 23-141  
 CANCELS 1ST REVISED PAGE 23-141  
 EFFECTIVE: JULY 9, 2002

## ACCESS SERVICE

### 23 - Metropolitan Statistical Area Access Services (Cont'd) (T)

#### 23.5 Rates and Charges (Cont'd)

##### 23.5.2 BellSouth SPA Service

##### 23.5.2.9 High Capacity (a.k.a. BellSouth SPA High Capacity) Service (Cont'd)

#### ALL STATES (Cont'd)

#### (A) Local Channel (Per Local Channel) (Cont'd)

#### (3) LightGate service (a.k.a. BellSouth Point to Point Network) Local Channel Systems (Includes first one-half air mile) (Cont'd)

#### (a1) LightGate OC-48 service (a.k.a. BellSouth SPA Point to Point Network OC-48 capacity) System

Per System with Optical Serving Wire Center Termination

#### Zone 1

	<u>Transport Payment Plan Rates</u>			<u>USOC</u>
	<u>Plan A</u>	<u>Plan B</u>	<u>Plan C</u>	
	<u>12 to 36</u>	<u>37 to 60</u>	<u>61 to 96</u>	
	<u>Months</u>	<u>Months</u>	<u>Months</u>	
	<u>Per Month Rates</u>			
<u>States</u>				
Alabama	\$7040.00	\$6400.00	\$5760.00	HFS4W
Florida	\$7040.00	\$6400.00	\$5760.00	HFS4W
Georgia	\$7040.00	\$6400.00	\$5760.00	HFS4W
Kentucky	\$7040.00	\$6400.00	\$5760.00	HFS4W
Louisiana	\$7040.00	\$6400.00	\$5760.00	HFS4W
Mississippi	\$7040.00	\$6400.00	\$5760.00	HFS4W
North Carolina	\$7040.00	\$6400.00	\$5760.00	HFS4W
South Carolina	\$7040.00	\$6400.00	\$5760.00	HFS4W
Tennessee	\$7040.00	\$6400.00	\$5760.00	HFS4W

#### Zone 2

	<u>Transport Payment Plan Rates</u>			<u>USOC</u>
	<u>Plan A</u>	<u>Plan B</u>	<u>Plan C</u>	
	<u>12 to 36</u>	<u>37 to 60</u>	<u>61 to 96</u>	
	<u>Months</u>	<u>Months</u>	<u>Months</u>	
	<u>Per Month Rates</u>			
<u>States</u>				
Alabama	\$7040.00	\$6400.00	\$5760.00	HFS4W
Florida	\$7040.00	\$6400.00	\$5760.00	HFS4W
Georgia	\$7040.00	\$6400.00	\$5760.00	HFS4W
Kentucky	\$7040.00	\$6400.00	\$5760.00	HFS4W
Louisiana	\$7040.00	\$6400.00	\$5760.00	HFS4W
Mississippi	\$7040.00	\$6400.00	\$5760.00	HFS4W
North Carolina	\$7040.00	\$6400.00	\$5760.00	HFS4W
South Carolina	\$7040.00	\$6400.00	\$5760.00	HFS4W
Tennessee	\$7040.00	\$6400.00	\$5760.00	HFS4W

\*\*\*\*\*

BELLSOUTH TELECOMMUNICATIONS, INC.  
 BY: Operations Manager - Pricing  
 29G57, 675 W. Peachtree St., N.E.  
 Atlanta, Georgia 30375  
 ISSUED: OCTOBER 31, 2001

TARIFF F.C.C. NO. 1  
 1ST REVISED PAGE 23-142  
 CANCELS ORIGINAL PAGE 23-142  
 EFFECTIVE: NOVEMBER 1, 2001

## ACCESS SERVICE

### 23 - Metropolitan Statistical Area Access Services (Cont'd)

#### 23.5 Rates and Charges (Cont'd)

##### 23.5.2 BellSouth SPA Service

##### 23.5.2.9 High Capacity (a.k.a. BellSouth SPA High Capacity) Service (Cont'd)

#### ALL STATES (Cont'd)

#### (A) Local Channel (Per Local Channel) (Cont'd)

#### (3) LightGate service (a.k.a. BellSouth Point to Point Network) Local Channel Systems (Includes first one-half air mile) (Cont'd)

#### (a1) LightGate OC-48 service (a.k.a. BellSouth SPA Point to Point Network OC-48 capacity) System (Cont'd)

Per System with Optical Serving Wire Center Termination (Cont'd)

Zone 3

	<u>Transport Payment Plan Rates</u>			<u>USOC</u>	
	<u>Plan A</u>	<u>Plan B</u>	<u>Plan C</u>		
	<u>12 to 36</u>	<u>37 to 60</u>	<u>61 to 96</u>		
	<u>Months</u>	<u>Months</u>	<u>Months</u>		
	<u>Per Month Rates</u>				
<u>States</u>					
Alabama	\$7040.00	\$6400.00	\$5760.00	HFS4W	(R)
Florida	\$7040.00	\$6400.00	\$5760.00	HFS4W	(R)
Georgia	\$7040.00	\$6400.00	\$5760.00	HFS4W	(R)
Kentucky	\$7040.00	\$6400.00	\$5760.00	HFS4W	(R)
Louisiana	\$7040.00	\$6400.00	\$5760.00	HFS4W	(R)
Mississippi	\$7040.00	\$6400.00	\$5760.00	HFS4W	(R)
North Carolina	\$7040.00	\$6400.00	\$5760.00	HFS4W	(R)
South Carolina	\$7040.00	\$6400.00	\$5760.00	HFS4W	(R)
Tennessee	\$7040.00	\$6400.00	\$5760.00	HFS4W	(R)

\*\*\*\*\*

BELLSOUTH TELECOMMUNICATIONS, INC.  
 BY: Operations Manager - Pricing  
 29657, 675 W. Peachtree St., N.E.  
 Atlanta, Georgia 30375  
 ISSUED: MARCH 31, 2004

TARIFF F.C.C. NO. 1  
 1ST REVISED PAGE 23-143  
 CANCELS ORIGINAL PAGE 23-143

EFFECTIVE: APRIL 7, 2004

# ACCESS SERVICE

## 23 - Metropolitan Statistical Area Access Services (Cont'd)

### 23.5 Rates and Charges (Cont'd)

#### 23.5.2 BellSouth SPA Service

##### 23.5.2.9 High Capacity (a.k.a. BellSouth SPA High Capacity) Service (Cont'd)

### ALL STATES (Cont'd)

#### (A) Local Channel (Per Local Channel) (Cont'd)

##### (3) LightGate service (a.k.a. BellSouth Point to Point Network) Local Channel Systems (Includes first one-half air mile) (Cont'd)

##### (am) LightGate OC-192 service (a.k.a. BellSouth SPA Point to Point Network OC-192 capacity) System

Per System

#### Zone 1

	<u>Transport Payment Plan Rates</u>			<u>USOC</u>	
	<u>Plan A</u>	<u>Plan B</u>	<u>Plan C</u>		
	<u>12 to 36</u>	<u>37 to 60</u>	<u>61 to 96</u>		
	<u>Months</u>	<u>Months</u>	<u>Months</u>		
	<u>Per Month Rates</u>				
<u>States</u>					
Alabama	\$18700.00	\$17000.00	\$15300.00	HFST2	(R)
Florida	\$18700.00	\$17000.00	\$15300.00	HFST2	(R)
Georgia	\$18700.00	\$17000.00	\$15300.00	HFST2	(R)
Kentucky	\$18700.00	\$17000.00	\$15300.00	HFST2	(R)
Louisiana	\$18700.00	\$17000.00	\$15300.00	HFST2	(R)
Mississippi	\$18700.00	\$17000.00	\$15300.00	HFST2	(R)
North Carolina	\$18700.00	\$17000.00	\$15300.00	HFST2	(R)
South Carolina	\$18700.00	\$17000.00	\$15300.00	HFST2	(R)
Tennessee	\$18700.00	\$17000.00	\$15300.00	HFST2	(R)

#### Zone 2

	<u>Transport Payment Plan Rates</u>			<u>USOC</u>	
	<u>Plan A</u>	<u>Plan B</u>	<u>Plan C</u>		
	<u>12 to 36</u>	<u>37 to 60</u>	<u>61 to 96</u>		
	<u>Months</u>	<u>Months</u>	<u>Months</u>		
	<u>Per Month Rates</u>				
<u>States</u>					
Alabama	\$18700.00	\$17000.00	\$15300.00	HFST2	(R)
Florida	\$18700.00	\$17000.00	\$15300.00	HFST2	(R)
Georgia	\$18700.00	\$17000.00	\$15300.00	HFST2	(R)
Kentucky	\$18700.00	\$17000.00	\$15300.00	HFST2	(R)
Louisiana	\$18700.00	\$17000.00	\$15300.00	HFST2	(R)
Mississippi	\$18700.00	\$17000.00	\$15300.00	HFST2	(R)
North Carolina	\$18700.00	\$17000.00	\$15300.00	HFST2	(R)
South Carolina	\$18700.00	\$17000.00	\$15300.00	HFST2	(R)
Tennessee	\$18700.00	\$17000.00	\$15300.00	HFST2	(R)



BELLSOUTH TELECOMMUNICATIONS, INC.  
 BY: Operations Manager - Pricing  
 29G57, 675 W. Peachtree St., N.E.  
 Atlanta, Georgia 30375  
 ISSUED: MARCH 31, 2004

TARIFF F.C.C. NO. 1  
 1ST REVISED PAGE 23-144  
 CANCELS ORIGINAL PAGE 23-144

EFFECTIVE: APRIL 7, 2004

# ACCESS SERVICE

## 23 - Special Access (a.k.a. BellSouth SPA) Service (Cont'd)

### 23.5 Rates and Charges (Cont'd)

#### 23.5.2 BellSouth SPA Service

##### 23.5.2.9 High Capacity (a.k.a. BellSouth SPA High Capacity) Service (Cont'd)

### ALL STATES (Cont'd)

#### (A) Local Channel (Per Local Channel) (Cont'd)

#### (3) LightGate service (a.k.a. BellSouth Point to Point Network) Local Channel Systems (Includes first one-half air mile) (Cont'd)

#### (am) LightGate OC-192 service (a.k.a. BellSouth SPA Point to Point Network OC-192 capacity) System (Cont'd)

#### Per System (Cont'd)

#### Zone 3

	<u>Transport Payment Plan Rates</u>			<u>USOC</u>	
	<u>Plan A</u>	<u>Plan B</u>	<u>Plan C</u>		
	<u>12 to 36</u>	<u>37 to 60</u>	<u>61 to 96</u>		
	<u>Months</u>	<u>Months</u>	<u>Months</u>		
	<u>Per Month Rates</u>				
<u>States</u>					
Alabama	\$18700.00	\$17000.00	\$15300.00	HFST2	(R)
Florida	\$18700.00	\$17000.00	\$15300.00	HFST2	(R)
Georgia	\$18700.00	\$17000.00	\$15300.00	HFST2	(R)
Kentucky	\$18700.00	\$17000.00	\$15300.00	HFST2	(R)
Louisiana	\$18700.00	\$17000.00	\$15300.00	HFST2	(R)
Mississippi	\$18700.00	\$17000.00	\$15300.00	HFST2	(R)
North Carolina	\$18700.00	\$17000.00	\$15300.00	HFST2	(R)
South Carolina	\$18700.00	\$17000.00	\$15300.00	HFST2	(R)
Tennessee	\$18700.00	\$17000.00	\$15300.00	HFST2	(R)

BELLSOUTH TELECOMMUNICATIONS, INC.  
 BY: Operations Manager - Pricing  
 29G57, 675 W. Peachtree St., N.E.  
 Atlanta, Georgia 30375  
 ISSUED: MARCH 30, 2005

TARIFF F.C.C. NO. 1  
 1ST REVISED PAGE 23-145  
 CANCELS ORIGINAL PAGE 23-145

EFFECTIVE: MARCH 31, 2005

# ACCESS SERVICE

## 23 – Metropolitan Statistical Area Access Services (Cont'd)

### 23.5 Rates and Charges (Cont'd)

#### 23.5.2 BellSouth SPA Service

##### 23.5.2.9 High Capacity (a.k.a. BellSouth SPA High Capacity) Service (Cont'd)

### ALL STATES (Cont'd)

#### (A) Local Channel (Per Local Channel) (Cont'd)

#### (3) LightGate service (a.k.a. BellSouth SPA Point to Point Network) Local Channel Systems (Includes first one-half air mile) (Cont'd)

#### (an) LightGate service (a.k.a. BellSouth SPA Point to Point Networks) Synchronous service System Channel Interfaces

		Transport Payment Plan Rates			USOC
Non-Recurring Charge		Plan A	Plan B	Plan C	
		12 to 36 Months	37 to 60 Months	61 to 96 Months	
		Per Month Rates			
Central Office Channel Interfaces					
Per DS1	\$170.00	\$ 20.00	\$ 17.00	\$ 15.00	1PQE8
Per DS3	\$180.00	\$ 95.00	\$ 90.00	\$ 85.00	1PQEC
Per STS-1	\$200.00	\$ 140.00	\$ 130.00	\$ 120.00	1PQE4
Per OC-3 (2 Fiber)	\$200.00	\$ 190.00	\$ 175.00	\$ 160.00	1PQE5
	(4 Fiber) \$200.00	\$ 330.00	\$ 300.00	\$ 270.00	1PQE6
Per OC-12 (2 Fiber)	\$360.00	\$ 495.00	\$ 450.00	\$ 405.00	1PQEE
	(4 Fiber) \$400.00	\$ 990.00	\$ 900.00	\$ 810.00	1PQED
Per OC-48 (2 Fiber)	\$500.00	\$1325.00	\$1215.00	\$1050.00	1PQEO
	(4 Fiber) \$500.00	\$2650.00	\$2430.00	\$2100.00	1PQEF
Per 28 DS1 Channel System	N/A	\$ 490.00	\$ 465.00	\$ 450.00	MQ3C0
Per DS1	\$170.00	\$ 8.00	\$ 7.00	\$ 6.00	1PQE1
Per STS-1 Channel System	N/A	\$ 490.00	\$ 465.00	\$ 450.00	1PQE7
Per OC-3 Channel System	N/A	\$1100.00	\$1000.00	\$ 900.00	1PQE9
Per OC-12 Channel System	N/A	\$2200.00	\$2000.00	\$ 1800.00	1PQ12
Per OC-48 Channel System	N/A	\$4410.00	\$4050.00	\$ 3510.00	1PQ48

ACCESS SERVICE

23 - Metropolitan Statistical Area Access Services (Cont'd)

23.5 Rates and Charges (Cont'd)

23.5.2 BellSouth SPA Service

23.5.2.9 High Capacity (a.k.a. BellSouth SPA High Capacity) Service (Cont'd)

ALL STATES (Cont'd)

(A) Local Channel (Per Local Channel) (Cont'd)

(3) LightGate service (a.k.a. BellSouth SPA Point to Point Network)  
 Local Channel Systems (Includes first one-half air mile) (Cont'd)

(an) LightGate service (a.k.a. BellSouth SPA Point to Point Networks)  
 Synchronous service System Channel Interfaces (Cont'd)

	Non- Recurring Charge	Transport Payment Plan Rates			USOC	
		Plan A	Plan B	Plan C		
		12 to 36	37 to 60	61 to 96		
		Months	Months	Months		
		Per Month Rates				
<u>Central Office Channel Interfaces (Cont'd)</u>						
Per 1000 Mbps <sup>1</sup>	\$300.00	\$ 520.00	\$ 475.00	\$ 425.00	1PQEK	
Per 10 Mbps	\$400.00	\$175.00	\$155.00	\$140.00	1PQEL	(N)
Per 100 Mbps	\$400.00	\$210.00	\$190.00	\$170.00	1PQEL	(N)
Per Fractional 1000 Mbps						(N)
- 50 Mbps	\$400.00	\$190.00	\$170.00	\$150.00	1PQEL	(N)
- 150 Mbps	\$400.00	\$230.00	\$210.00	\$190.00	1PQEL	(N)
- 300 Mbps	\$400.00	\$300.00	\$280.00	\$260.00	1PQEL	(N)
- 450 Mbps	\$400.00	\$340.00	\$310.00	\$290.00	1PQEL	(N)
- 600 Mbps	\$400.00	\$380.00	\$340.00	\$320.00	1PQEL	(N)
Per Flex DS1	\$200.00	\$19.00	\$16.00	\$14.00	1PQEQ	(N)
Per DS3 (Asymmetrical with DS1/Flex DS1) <sup>2</sup>						(N)
-	\$450.00	\$390.00	\$365.00	\$350.00	1PQEX	(N)
- Vintage Rate <sup>3</sup>	-	\$19.00	\$16.00	\$14.00	1PQEX	(N)
						(M)

Note 1: Available only for systems installed on or after September 30, 2003 that do not contain a Optical Customer Termination or a Optical Serving Wire Center Termination.

Note 2: A DS3 (Asymmetrical with DS1/Flex DS1) interface has the capacity to aggregate 28 DS1s. The DS3 (Asymmetrical with DS1/Flex DS1) may interface at an OC-3 node with a DS1 interface and the DS3 (Asymmetrical with DS1/Flex DS1) may interface at an OC-12, OC-48 or OC-192 node with a Flex DS1 interface.

Note 3: Rate in effect prior to May 7, 2005.

Certain material previously appearing on this page now appears on Original Page 23-146.1.

EFFECTIVE: JULY 1, 2005

ACCESS SERVICE

(N)

23 - Metropolitan Statistical Area Access Services (Cont'd)

(N)

23.5 Rates and Charges (Cont'd)

(N)

23.5.2 BellSouth SPA Service

(N)

23.5.2.9 High Capacity (a.k.a. BellSouth SPA High Capacity) Service (Cont'd)

(N)

ALL STATES (Cont'd)

(N)

(A) Local Channel (Per Local Channel) (Cont'd)

(N)

(3) LightGate service (a.k.a. BellSouth SPA Point to Point Network)  
 Local Channel Systems (Includes first one-half air mile) (Cont'd)

(N)

(N)

(an) LightGate service (a.k.a. BellSouth SPA Point to Point Networks)  
 Synchronous service System Channel Interfaces (Cont'd)

(N)

(N)

		Transport Payment Plan Rates				(N)	
	Non- Recurring Charge	Plan A	Plan B	Plan C		(N)	
		12 to 36	37 to 60	61 to 96		(N)	
		Months	Months	Months		(N)	
		Per Month Rates			USOC	(N)	
Customer Channel Interfaces							(M)
Per DS1	\$170.00	\$ 24.00	\$ 22.00	\$ 20.00	1PQF1	(M)	
Per DS3	\$235.00	\$ 185.00	\$ 175.00	\$ 165.00	1PQF3	(M)	
Per STS-1	\$260.00	\$ 195.00	\$ 185.00	\$ 175.00	1PQF4	(M)	
Per OC-3 (2 Fiber)	\$235.00	\$ 190.00	\$ 175.00	\$ 160.00	1PQF5	(M)	
	(4 Fiber) \$235.00	\$ 380.00	\$ 350.00	\$ 320.00	1PQF6	(M)	
Per OC-12(2 Fiber)	\$275.00	\$ 570.00	\$ 525.00	\$ 480.00	1PQF8	(M)	
	(4 Fiber) \$275.00	\$1140.00	\$1050.00	\$ 960.00	1PQF7	(M)	
Per OC-48 (2 Fiber)	\$350.00	\$1325.00	\$1215.00	\$1050.00	1PQF2	(M)	
	(4 Fiber) \$350.00	\$2650.00	\$2430.00	\$2100.00	1PQF0	(M)	
Per 1000 Mbps <sup>1</sup>	\$300.00	\$ 520.00	\$ 475.00	\$ 425.00	1PQFK	(M)	
Per 10 Mbps	\$400.00	\$175.00	\$155.00	\$140.00	1PQFL	(N)	
Per 100 Mbps	\$400.00	\$210.00	\$190.00	\$170.00	1PQFL	(N)	

Note 1: Available only for systems installed on or after September 30, 2003 that do not contain a Optical Customer Termination or a Optical Serving Wire Center Termination.

(N)

(N)

(N)

Certain material now appearing on this page previously appeared on First Revised Page 23-146.

All BellSouth marks contained herein and as set forth in the trademarks and servicemarks section of this Tariff are owned by BellSouth Intellectual Property Corporation.

\*\*\*\*\*

EFFECTIVE: JULY 1, 2005

ACCESS SERVICE

(N)

23 - Metropolitan Statistical Area Access Services (Cont'd)

(N)

23.5 Rates and Charges (Cont'd)

(N)

23.5.2 BellSouth SPA Service

(N)

23.5.2.9 High Capacity (a.k.a. BellSouth SPA High Capacity) Service (Cont'd)

(N)

ALL STATES (Cont'd)

(N)

(A) Local Channel (Per Local Channel) (Cont'd)

(N)

(3) LightGate service (a.k.a. BellSouth SPA Point to Point Network)  
 Local Channel Systems (Includes first one-half air mile) (Cont'd)

(N)

(N)

(an) LightGate service (a.k.a. BellSouth SPA Point to Point Networks)  
 Synchronous service System Channel Interfaces (Cont'd)

(N)

(N)

Non- Recurring Charge	Transport Payment Plan Rates			<u>USOC</u>
	Plan A	Plan B	Plan C	
	12 to 36	37 to 60	61 to 96	
	<u>Months</u>	<u>Months</u>	<u>Months</u>	
	<u>Per Month Rates</u>			

(N)

(N)

(N)

(N)

(N)

Customer Channel Interfaces (Cont'd)

(N)

Per Fractional 1000 Mbps

(N)

- 50 Mbps	\$400.00	\$190.00	\$170.00	\$150.00	1PQFL
- 150 Mbps	\$400.00	\$230.00	\$210.00	\$190.00	1PQFL
- 300 Mbps	\$400.00	\$300.00	\$280.00	\$260.00	1PQFL
- 450 Mbps	\$400.00	\$340.00	\$310.00	\$290.00	1PQFL
- 600 Mbps	\$400.00	\$380.00	\$340.00	\$320.00	1PQFL

(N)

(N)

(N)

(N)

(N)

Per Flex DS1	\$260.00	\$19.00	\$16.00	\$14.00	1PQFQ
--------------	----------	---------	---------	---------	-------

(N)

Per DS3 (Asymmetrical with DS1/Flex DS1)<sup>1</sup>

(N)

-	\$600.00	\$390.00	\$365.00	\$350.00	1PQFX
- Vintage Rate <sup>2</sup>	-	\$19.00	\$16.00	\$14.00	1PQEX

(N)

(N)

Note 1: A DS3 (Asymmetrical with DS1/Flex DS1) interface has the capacity to aggregate 28 DS1s. The DS3 (Asymmetrical with DS1/Flex DS1) may interface at an OC-3 node with a DS1 interface and the DS3 (Asymmetrical with DS1/Flex DS1) may interface at an OC-12, OC-48 or OC-192 node with a Flex DS1 interface.

(N)

(N)

(N)

(N)

(N)

(N)

Note 2: Rate in effect prior to May 7, 2005.

(N)

EFFECTIVE: JANUARY 23, 2001

ACCESS SERVICE

23 - Metropolitan Statistical Area Access Services (Cont'd) (N)

23.5 Rates and Charges (Cont'd) (N)

23.5.2 BellSouth SPA Service (N)

23.5.2.9 High Capacity (a.k.a. BellSouth SPA High Capacity) Service (Cont'd) (N)

ALL STATES (Cont'd) (N)

(A) Local Channel (Per Local Channel) (Cont'd) (N)

(3) LightGate service (a.k.a. BellSouth SPA Point to Point Network) Local Channel Systems (Includes first one-half air mile) (Cont'd) (N)

(ao) Local channel mileage rates (for all LightGate service (a.k.a. BellSouth SPA Point to Point Network) local channel systems) (N)

Each additional system one-half air mile (N)

Zone 1	Transport Payment Plan Rates			<u>USOC</u>
	Plan A	Plan B	Plan C	
	12 to 36	37 to 60	61 to 96	
	<u>Months</u>	<u>Months</u>	<u>Months</u>	
	<u>Per Month Rates</u>			

<u>States</u>					
Alabama	\$190.00	\$170.00	\$150.00	1LPEA	(N)
Florida	\$190.00	\$170.00	\$150.00	1LPEA	(N)
Georgia	\$190.00	\$170.00	\$150.00	1LPEA	(N)
Kentucky	\$190.00	\$170.00	\$150.00	1LPEA	(N)
Louisiana	\$190.00	\$170.00	\$150.00	1LPEA	(N)
Mississippi	\$190.00	\$170.00	\$150.00	1LPEA	(N)
North Carolina	\$190.00	\$170.00	\$150.00	1LPEA	(N)
South Carolina	\$190.00	\$170.00	\$150.00	1LPEA	(N)
Tennessee	\$190.00	\$170.00	\$150.00	1LPEA	(N)

Zone 2	Transport Payment Plan Rates			<u>USOC</u>
	Plan A	Plan B	Plan C	
	12 to 36	37 to 60	61 to 96	
	<u>Months</u>	<u>Months</u>	<u>Months</u>	
	<u>Per Month Rates</u>			

<u>States</u>					
Alabama	\$190.00	\$170.00	\$150.00	1LPEA	(N)
Florida	\$190.00	\$170.00	\$150.00	1LPEA	(N)
Georgia	\$190.00	\$170.00	\$150.00	1LPEA	(N)
Kentucky	\$190.00	\$170.00	\$150.00	1LPEA	(N)
Louisiana	\$190.00	\$170.00	\$150.00	1LPEA	(N)
Mississippi	\$190.00	\$170.00	\$150.00	1LPEA	(N)
North Carolina	\$190.00	\$170.00	\$150.00	1LPEA	(N)
South Carolina	\$190.00	\$170.00	\$150.00	1LPEA	(N)
Tennessee	\$190.00	\$170.00	\$150.00	1LPEA	(N)

EFFECTIVE: JANUARY 23, 2001

ACCESS SERVICE

23 - Metropolitan Statistical Area Access Services (Cont'd) (N)

23.5 Rates and Charges (Cont'd) (N)

23.5.2 BellSouth SPA Service (N)

23.5.2.9 High Capacity (a.k.a. BellSouth SPA High Capacity) Service (Cont'd) (N)

ALL STATES (Cont'd) (N)

(A) Local Channel (Per Local Channel) (Cont'd) (N)

(3) LightGate service (a.k.a. BellSouth SPA Point to Point Network)  
 Local Channel Systems (Includes first one-half air mile) (Cont'd) (N)

(ap) Local channel mileage rates (for all LightGate service (a.k.a.  
 BellSouth SPA Point to Point Network) local channel systems  
 (Cont'd) (N)

Each additional system one-half air mile (Cont'd) (N)

Zone 3	Transport Payment Plan Rates			USOC
	Plan A	Plan B	Plan C	
	12 to 36 Months	37 to 60 Months	61 to 96 Months	
	Per Month Rates			

States	Plan A	Plan B	Plan C	
Alabama	\$190.00	\$170.00	\$150.00	1LPEA
Florida	\$190.00	\$170.00	\$150.00	1LPEA
Georgia	\$190.00	\$170.00	\$150.00	1LPEA
Kentucky	\$190.00	\$170.00	\$150.00	1LPEA
Louisiana	\$190.00	\$170.00	\$150.00	1LPEA
Mississippi	\$190.00	\$170.00	\$150.00	1LPEA
North Carolina	\$190.00	\$170.00	\$150.00	1LPEA
South Carolina	\$190.00	\$170.00	\$150.00	1LPEA
Tennessee	\$190.00	\$170.00	\$150.00	1LPEA

(aq) Seperate Alternate Facility Transport (SAFT) local channel  
 protection mileage (for all LightGate service (a.k.a. BellSouth SPA  
 Point to Point Network) local channel systems (N)

SAFT Level I  
 Per System (N)

Per system one-half air mile	Plan A	Plan B	Plan C	
	\$ 145.00	\$ 120.00	\$ 110.00	1L8EA

SAFT Level II  
 Per System (N)

Per system one-half air mile	Plan A	Plan B	Plan C	
	\$1000.00	\$800.00	\$ 650.00	1L8EP

EFFECTIVE: JANUARY 23, 2001

ACCESS SERVICE

(N)

23 - Metropolitan Statistical Area Access Services (Cont'd)

(N)

23.5 Rates and Charges (Cont'd)

(N)

23.5.2 BellSouth SPA Service

(N)

23.5.2.9 High Capacity (a.k.a. BellSouth SPA High Capacity) Service (Cont'd)

(N)

ALL STATES (Cont'd)

(N)

(A) Local Channel (Per Local Channel) (Cont'd)

(N)

(3) LightGate service (a.k.a. BellSouth SPA Point to Point Network) Local Channel Systems (Includes first one-half air mile) (Cont'd)

(N)

(ar) LightGate 1 service (a.k.a. BellSouth SPA Point to Point Network 1 DS3 Capacity) Local Channel Service System

(N)

(N)

		<u>Channel Services Payment Plan Rates</u>			
	Non- Recurring <u>Charge</u>	Plan A 24 to 48 <u>Months</u>	Plan B 49 to 72 <u>Months</u>	Plan C 73 to 96 <u>Months</u>	<u>USOC</u>
		<u>Per Month Rates</u>			
Per Electrical System	\$ 300.00	\$1590.00	\$1440.00	\$1290.00	HFSC
<u>Central Office Channel Interfaces</u>					
Per DS3	\$ 180.00	\$ 70.00	\$ 70.00	\$ 70.00	1PQE
Per DS1	\$ 170.00	\$ 8.00	\$ 7.00	\$ 6.00	1PQE
<u>Customer Channel Interfaces</u>					
Per DS3	\$ 235.00	\$ 70.00	\$ 70.00	\$ 70.00	1PQE
Per DS1	\$ 170.00	\$ 13.00	\$ 11.50	\$ 10.00	1PQE



EFFECTIVE: JANUARY 23, 2001

ACCESS SERVICE

(N)

23 - Metropolitan Statistical Area Access Services (Cont'd)

(N)

23.5 Rates and Charges (Cont'd)

(N)

23.5.2 BellSouth SPA Service

(N)

23.5.2.9 High Capacity (a.k.a. BellSouth SPA High Capacity) Service (Cont'd)

(N)

ALL STATES (Cont'd)

(N)

(A) Local Channel (Per Local Channel) (Cont'd)

(N)

(3) LightGate service (a.k.a. BellSouth SPA Point to Point Network) Local Channel Systems (Includes first one-half air mile) (Cont'd)

(N)

(as) LightGate 2 service (a.k.a. BellSouth SPA Point to Point Network 3 DS3 Capacity) Local Channel Service System

(N)

		<u>Channel Services Payment Plan Rates</u>			
	Non-Recurring Charge	Plan A 24 to 48 <u>Months</u>	Plan B 49 to 72 <u>Months</u>	Plan C 73 to 96 <u>Months</u>	<u>USOC</u>
		<u>Per Month Rates</u>			
Per Electrical System	\$300.00	\$3190.00	\$2890.00	\$2590.00	HFSCE
Per System with Optical Customer Termination	\$300.00	\$2720.00	\$2480.00	\$2240.00	HFSL2
<u>Central Office Channel Interfaces</u>					
Per DS3	\$180.00	\$ 70.00	\$ 70.00	\$ 70.00	1PQEC
Per DS1	\$170.00	\$ 8.00	\$ 7.00	\$ 6.00	1PQE1
<u>Customer Channel Interfaces</u>					
Per DS3	\$235.00	\$ 70.00	\$ 70.00	\$ 70.00	1PQEP
Per DS1	\$170.00	\$ 13.00	\$ 11.50	\$ 10.00	1PQE2

EFFECTIVE: JANUARY 23, 2001

ACCESS SERVICE

(N)

23 - Metropolitan Statistical Area Access Services (Cont'd)

(N)

23.5 Rates and Charges (Cont'd)

(N)

23.5.2 BellSouth SPA Service

(N)

23.5.2.9 High Capacity (a.k.a. BellSouth SPA High Capacity) Service (Cont'd)

(N)

ALL STATES (Cont'd)

(N)

(A) Local Channel (Per Local Channel) (Cont'd)

(N)

(3) LightGate service (a.k.a. BellSouth SPA Point to Point Network)  
 Local Channel Systems (Includes first one-half air mile) (Cont'd)

(N)

(N)

(at) LightGate 3 service (a.k.a. BellSouth SPA Point to Point Network  
 12 DS3 Capacity) (Includes first one-half air mile) Local Channel  
 Service System

(N)

(N)

(N)

	<u>Channel Services Payment Plan Rates</u>				<u>USOC</u>
	<u>Non- Recurring Charge</u>	<u>Plan A</u>	<u>Plan B</u>	<u>Plan C</u>	
		<u>24 to 48</u>	<u>49 to 72</u>	<u>73 to 96</u>	
		<u>Months</u>	<u>Months</u>	<u>Months</u>	
		<u>Per Month Rates</u>			
Per Electrical System	\$300.00	\$5140.00	\$4690.00	\$4240.00	HFSCG
Per System with Optical Customer Termination	\$300.00	\$4380.00	\$4000.00	\$3600.00	HFSL3
<u>Central Office Channel Interfaces</u>					
Per DS3	\$180.00	\$ 70.00	\$ 70.00	\$ 70.00	1PQEC
Per 28 DS1 Channel System	\$290.00	\$490.00	\$465.00	\$450.00	MQ3C0
Per DS1	\$170.00	\$ 8.00	\$ 7.00	\$ 6.00	1PQE1
<u>Customer Channel Interfaces</u>					
Per DS3	\$235.00	\$ 70.00	\$ 70.00	\$ 70.00	1PQEP

EFFECTIVE: JANUARY 23, 2001

ACCESS SERVICE

(N)

23 - Metropolitan Statistical Area Access Services (Cont'd)

(N)

23.5 Rates and Charges (Cont'd)

(N)

23.5.2 BellSouth SPA Service

(N)

23.5.2.9 High Capacity (a.k.a. BellSouth SPA High Capacity) Service (Cont'd)

(N)

ALL STATES (Cont'd)

(N)

(A) Local Channel (Per Local Channel) (Cont'd)

(N)

(3) LightGate service (a.k.a. BellSouth SPA Point to Point Network) Local Channel Systems (Includes first one-half air mile) (Cont'd)

(N)

(au) LightGate 4 service (a.k.a. BellSouth SPA Point to Point Network 24 DS3 Capacity) Local Channel Service System

(N)

(N)

	<u>Channel Services Payment Plan Rates</u>		
Non-Recurring Charge	<u>Plan A</u>	<u>Plan B</u>	<u>Plan C</u>
	24 to 48	49 to 72	73 to 96
	<u>Months</u>	<u>Months</u>	<u>Months</u>
	<u>Per Month Rates</u>		

(N)

(N)

(N)

(N)

(N)

Per Electrical System

\$300.00

\$8790.00

\$7990.00

\$7190.00

HFSCJ

(N)

(N)

Central Office Channel Interfaces

(N)

Per DS3

\$180.00

\$ 70.00

\$ 70.00

\$ 70.00

1PQEC

(N)

Per 28 DS1 Channel System

\$290.00

\$ 490.00

\$ 465.00

\$ 450.00

MQ3CO

(N)

(N)

Per DS1

\$170.00

\$ 8.00

\$ 7.00

\$ 6.00

1PQE1

(N)

Customer Channel Interfaces

(N)

Per DS3

\$235.00

\$ 70.00

\$ 70.00

\$ 70.00

1PQEP

(N)

BELLSOUTH TELECOMMUNICATIONS, INC.  
 BY: Operations Manager - Pricing  
 29657, 675 W. Peachtree St., N.E.  
 Atlanta, Georgia 30375  
 ISSUED: MARCH 30, 2005

TARIFF F.C.C. NO. 1  
 1ST REVISED PAGE 23-153  
 CANCELS ORIGINAL PAGE 23-153

EFFECTIVE: MARCH 31, 2005

# ACCESS SERVICE

## 23 - Metropolitan Statistical Area Access Services (Cont'd)

### 23.5 Rates and Charges (Cont'd)

#### 23.5.2 BellSouth SPA Service

##### 23.5.2.9 High Capacity (a.k.a. BellSouth SPA High Capacity) Service (Cont'd)

### ALL STATES (Cont'd)

#### (A) Local Channel (Per Local Channel) (Cont'd)

##### (3) LightGate service (a.k.a. BellSouth SPA Point to Point Network) Local Channel Systems (Includes first one-half air mile) (Cont'd)

##### (av) LightGate OC-3 service (a.k.a. BellSouth SPA Point to Point Network OC-3 Capacity) Local Channel Service System

		Channel Services Payment Plan Rates			
	Non-Recurring Charge	Plan A 24 to 48 Months	Plan B 49 to 72 Months	Plan C 73 to 96 Months	USOC
		Per Month Rates			
Per Electrical System	N/A	\$3100.00	\$2800.00	\$2500.00	HFS03
Per System with Optical Customer Termination	N/A	\$1968.00	\$1776.00	\$1584.00	HFS0C
Per System with Optical Serving Wire Center Termination	N/A	\$2460.00	\$2220.00	\$1980.00	HFS0W
Central Office Channel Interfaces					
Per DS1	\$ 170.00	\$ 20.00	\$ 17.00	\$ 15.00	1PQE8
Per DS3	\$ 180.00	\$ 95.00	\$ 90.00	\$ 85.00	1PQEC
Per STS-1	\$ 200.00	\$ 140.00	\$ 130.00	\$ 120.00	1PQE4
Per 28 DS1 Channel System	N/A	\$ 490.00	\$ 465.00	\$ 450.00	MQ3C0
Per DS1	\$ 170.00	\$ 8.00	\$ 7.00	\$ 6.00	1PQE1
Per STS-1 Channel System	N/A	\$ 490.00	\$ 465.00	\$ 450.00	1PQE7
Per DS1	\$ 170.00	\$ 20.00	\$ 17.00	\$ 15.00	1PQE8

(T)

EFFECTIVE: JANUARY 23, 2001

ACCESS SERVICE

(N)

23 - Metropolitan Statistical Area Access Services(Cont'd)

(N)

23.5 Rates and Charges (Cont'd)

(N)

23.5.2 BellSouth SPA Service

(N)

23.5.2.9 High Capacity (a.k.a. BellSouth SPA High Capacity) Service (Cont'd)

(N)

ALL STATES (Cont'd)

(N)

(A) Local Channel (Per Local Channel) (Cont'd)

(N)

(3) LightGate service (a.k.a. BellSouth SPA Point to Point Network) Local Channel Systems  
 (Includes first one-half mile) (Cont'd)

(N)

(N)

(N)

(aw) LightGate OC-3 service (a.k.a. BellSouth SPA Point to Point Network OC-3 Capacity) Local Channel Service System

(N)

(N)

Non-Recurring Charge	Channel Services Payment Plan Rates			USOC
	Plan A	Plan B	Plan C	
	24 to 48	49 to 72	73 to 96	
	Months	Months	Months	
	Per Month Rates			

(N)

(N)

(N)

(N)

(N)

Customer Channel Interfaces

(N)

Per DS1 \$170.00 \$ 24.00 \$ 22.00 \$ 20.00 1PQF1

(N)

Per DS3 \$235.00 \$185.00 \$175.00 \$165.00 1PQF3

(N)

Per STS-1 \$260.00 \$195.00 \$185.00 \$175.00 1PQF4

(N)

(ax) LightGate OC-12 service (a.k.a. BellSouth SPA Point to Point Network OC-12 Capacity) Local Channel Service System

(N)

(N)

Per Electrical System N/A \$5100.00 \$4600.00 \$4150.00 HFS12

(N)

(N)

Per System with Optical Customer Termination N/A \$3504.00 \$3200.00 \$2880.00 HFS1C

(N)

(N)

(N)

Per System with Optical Serving Wire Center Termination N/A \$4380.00 \$4000.00 \$3600.00 HFS1W

(N)

(N)

(N)

(N)

BELLSOUTH TELECOMMUNICATIONS, INC.  
 BY: Operations Manager - Pricing  
 29G57, 675 W. Peachtree St., N.E.  
 Atlanta, Georgia 30375  
 ISSUED: MARCH 30, 2005

TARIFF F.C.C. NO. 1  
 2ND REVISED PAGE 23-155  
 CANCELS 1ST REVISED PAGE 23-155

EFFECTIVE: MARCH 31, 2005

# ACCESS SERVICE

## 23 - Metropolitan Statistical Area Access Services(Cont'd)

### 23.5 Rates and Charges (Cont'd)

#### 23.5.2 BellSouth SPA Service

#### 23.5.2.9 High Capacity (a.k.a. BellSouth SPA High Capacity) Service(Cont'd)

#### ALL STATES (Cont'd)

#### (A) Local Channel (Per Local Channel) (Cont'd)

#### (3) LightGate service (a.k.a. BellSouth SPA Point to Point Network) Local Channel Systems (Includes first one-half air mile) (Cont'd)

#### (ay) LightGate OC-12 service (a.k.a. BellSouth SPA Point to Point Network OC-12 Capacity) Local Channel Service System

	Channel Services Payment Plan Rates				
Non-Recurring Charge	Plan A 24 to 48 Months	Plan B 49 to 72 Months	Plan C 73 to 96 Months		USOC
	Per Month Rates				
Central Office Channel Interfaces					
Per DS3	\$ 180.00	\$ 95.00	\$ 90.00	\$ 85.00	1PQEC
Per STS-1	\$ 200.00	\$ 140.00	\$ 130.00	\$ 120.00	1PQE4
Per OC-3(2 Fiber)	\$ 200.00	\$ 190.00	\$ 175.00	\$ 160.00	1PQE5
Per 28 DS1 Channel System	N/A	\$ 490.00	\$ 465.00	\$ 450.00	MQ3C0
Per DS1	\$ 170.00	\$ 8.00	\$ 7.00	\$ 6.00	1PQE1 (T)
Per STS-1 Channel System	N/A	\$ 490.00	\$ 465.00	\$ 450.00	1PQE7
Per DS1	\$ 170.00	\$ 20.00	\$ 17.00	\$ 15.00	1PQE8
Per OC-3 Channel System	N/A	\$1100.00	\$1000.00	\$ 900.00	1PQE9
Per DS1	\$ 170.00	\$ 20.00	\$ 17.00	\$ 15.00	1PQE8
Customer Channel Interfaces					
Per DS3	\$ 235.00	\$ 185.00	\$ 175.00	\$ 165.00	1PQF3
Per STS-1	\$ 260.00	\$ 195.00	\$ 185.00	\$ 175.00	1PQF4
Per OC-3 (2 Fiber)	\$ 235.00	\$ 190.00	\$ 175.00	\$ 160.00	1PQF5

BELLSOUTH TELECOMMUNICATIONS, INC.  
 BY: Operations Manager - Pricing  
 29657, 675 W. Peachtree St., N.E.  
 Atlanta, Georgia 30375  
 ISSUED: MARCH 30, 2005

TARIFF F.C.C. NO. 1  
 1ST REVISED PAGE 23-156  
 CANCELS ORIGINAL PAGE 23-156

EFFECTIVE: MARCH 31, 2005

# ACCESS SERVICE

## 23 - Metropolitan Statistical Area Access Services (Cont'd)

### 23.5 Rates and Charges (Cont'd)

#### 23.5.2 BellSouth SPA Service

##### 23.5.2.9 High Capacity (a.k.a. BellSouth SPA High Capacity) Service (Cont'd)

### ALL STATES (Cont'd)

#### (A) Local Channel (Per Local Channel) (Cont'd)

#### (3) LightGate service (a.k.a. BellSouth SPA Point to Point Network) Local Channel Systems (Includes first one-half air mile) (Cont'd)

#### (az) LightGate OC-48 service (a.k.a. BellSouth SPA Point to Point Network OC-48 Capacity) Local Channel Service System

		<u>Channel Services Payment Plan Rates</u>			
	<u>Non- Recurring Charge</u>	<u>Plan A 24 to 48 Months</u>	<u>Plan B 49 to 72 Months</u>	<u>Plan C 73 to 96 Months</u>	<u>USOC</u>
		<u>Per Month Rates</u>			
Per Electrical System	N/A	\$11000.00	\$10000.00	\$9000.00	HFS48
Per System with Optical Customer Termination	N/A	\$7040.00	\$6400.00	\$5760.00	HFS4C
<u>Central Office Channel Interfaces</u>					
Per DS3	\$ 180.00	\$ 95.00	\$ 90.00	\$ 85.00	1PQEC
Per STS-1	\$ 200.00	\$ 140.00	\$ 130.00	\$ 120.00	1PQE4
Per OC-3 (2 Fiber)	\$ 200.00	\$ 190.00	\$ 175.00	\$ 160.00	1PQE5
Per 28 DS1 Channel System	N/A	\$ 490.00	\$ 465.00	\$ 450.00	MQ3C0
Per DS1	\$ 170.00	\$ 8.00	\$ 7.00	\$ 6.00	1PQE1 (T)
Per STS-1 Channel System	N/A	\$ 490.00	\$ 465.00	\$ 450.00	1PQE7
Per DS1	\$ 170.00	\$ 20.00	\$ 17.00	\$ 15.00	1PQE8

BELLSOUTH TELECOMMUNICATIONS, INC.  
 BY: Operations Manager - Pricing  
 29G57, 675 W. Peachtree St., N.E.  
 Atlanta, Georgia 30375  
 ISSUED: AUGUST 15, 2002

TARIFF F.C.C. NO. 1  
 1ST REVISED PAGE 23-157  
 CANCELS ORIGINAL PAGE 23-157

EFFECTIVE: AUGUST 30, 2002

# ACCESS SERVICE

## 23 - Metropolitan Statistical Area Access Services (Cont'd)

### 23.5 Rates and Charges (Cont'd)

#### 23.5.2 BellSouth SPA Service

##### 23.5.2.9 High Capacity (a.k.a. BellSouth SPA High Capacity) Service (Cont'd)

### ALL STATES (Cont'd)

#### (A) Local Channel (Per Local Channel) (Cont'd)

#### (3) LightGate service (a.k.a. BellSouth SPA Point to Point Network) Local Channel Systems (Includes first one-half air mile) (Cont'd)

#### (ba) LightGate OC-48 service (a.k.a. BellSouth SPA Point to Point Network OC-48 Capacity) Local Channel Service System

		<u>Channel Services Payment Plan Rates</u>				
	<u>Non-Recurring Charge</u>	<u>Plan A</u> 24 to 48 <u>Months</u>	<u>Plan B</u> 49 to 72 <u>Months</u>	<u>Plan C</u> 73 to 96 <u>Months</u>	<u>USOC</u>	
		<u>Per Month Rates</u>				
Per OC-3 Channel System	N/A	\$1100.00	\$1000.00	\$ 900.00	1PQE9	
Per DS-1	\$ 170.00	\$ 20.00	\$ 17.00	\$ 15.00	1PQE8	
<u>Customer Channel Interfaces</u>						
Per DS3	\$ 235.00	\$ 185.00	\$ 175.00	\$ 165.00	1PQF3	
Per STS-1	\$ 260.00	\$ 195.00	\$ 185.00	\$ 175.00	1PQF4	
Per OC-3(2 Fiber)	\$ 235.00	\$ 190.00	\$ 175.00	\$ 160.00	1PQF5	

\*\*\*\*\*



EFFECTIVE: JANUARY 23, 2001

ACCESS SERVICE

- 23 - Metropolitan Statistical Area Access Services (Cont'd) (N)
- 23.5 Rates and Charges (Cont'd) (N)
- 23.5.2 BellSouth SPA Service (Cont'd) (N)
- 23.5.2.9 High Capacity (a.k.a. BellSouth SPA High Capacity) Service (Cont'd) (N)

ALL STATES (Cont'd) (N)

- (A) Local Channel (Per Local Channel) (Cont'd) (N)
- (3) LightGate service (a.k.a. BellSouth SPA Point to Point Network) Local Channel Systems (N)  
 (Includes first one-half air mile) (Cont'd) (N)
- (bb) Local channel mileage rates (for all LightGate service (a.k.a. BellSouth SPA Point to Point Network) local channel systems) (N)

	<u>Channel Services Payment Plan Rates</u>				<u>USOC</u>
	Non-Recurring Charge	Plan A 24 to 48 Months	Plan B 49 to 72 Months	Plan C 73 to 96 Months	
		Per Month Rates			

- Each additional system one-half air mile N/A \$ 190.00 \$ 170.00 \$ 150.00 1LPEA (N)
- (bc) Separate Alternate Facility Transport (SAFT) local channel protection mileage (for all LightGate service (a.k.a. BellSouth SPA Point to Point Network) local channel systems) (N)
- SAFT Level I Per system \$770.00 1L8EA (N)
- Per system one-half air mile N/A \$ 145.00 \$ 120.00 \$ 110.00 1L8EA (N)
- SAFT Level II Per system \$770.00 1L8EP (N)
- Per system one-half air mile N/A \$1000.00 \$ 800.00 \$ 650.00 1L8EP (N)

BELLSOUTH TELECOMMUNICATIONS, INC.  
 BY: Operations Manager - Pricing  
 29G57, 675 W. Peachtree St., N.E.  
 Atlanta, Georgia 30375  
 ISSUED: JANUARY 22, 2001

TARIFF F.C.C. NO. 1  
 ORIGINAL PAGE 23-159

EFFECTIVE: JANUARY 23, 2001

ACCESS SERVICE				(N)
23 - Metropolitan Statistical Area Access Services (Cont'd)				(N)
23.5 <u>Rates and Charges</u> (Cont'd)				(N)
23.5.2 <u>BellSouth SPA Service</u> (Cont'd)				(N)
23.5.2.9 <u>High Capacity (a.k.a. BellSouth SPA High Capacity) Service</u> (Cont'd)				(N)
<u>ALL STATES</u> (Cont'd)				(N)
(A) Local Channel				(N)
(Per Local Channel) (Cont'd)				(N)
(4) DS1 Alternate Serving Wire Center				(N)
				(N)
<u>Nonrecurring Charges</u>				(N)
First Additional				(N)
Service Service				(N)
<u>Installed</u> <u>Installed</u> <u>USOC</u>				(N)
DS1 Alternate				(N)
Serving Wire				(N)
Center				(N)
-Per DS1				(N)
Terminated	\$905.00	\$385.00	TMEAC	(N)

\*\*\*\*\*

BELLSOUTH TELECOMMUNICATIONS, INC.  
BY: Operations Manager - Pricing  
29G57, 675 W. Peachtree St., N.E.  
Atlanta, Georgia 30375  
ISSUED: OCTOBER 31, 2001

TARIFF F.C.C. NO. 1  
1ST REVISED PAGE 23-160  
CANCELS ORIGINAL PAGE 23-160

EFFECTIVE: NOVEMBER 1, 2001

ACCESS SERVICE

23 - Metropolitan Statistical Area Access Services (Cont'd)

23.5 Rates and Charges (Cont'd)

23.5.2 BellSouth SPA Service (Cont'd)

23.5.2.9 High Capacity (a.k.a. BellSouth SPA High Capacity) Service (Cont'd)

ALL STATES (Cont'd)

(A) Local Channel  
(Per Local Channel) (Cont'd)

(4) DS1 Alternate Serving Wire Center  
Per DS1 terminated

Per Month Rates

Zone 1	Month	Plan A	Plan B	
<u>States</u>	<u>to</u>	<u>24 to 48</u>	<u>49 to 72</u>	<u>USOC</u>
	<u>Month</u>	<u>Months</u>	<u>Months</u>	
Alabama	\$352.00 (I)	\$275.00	\$250.00	TMEAC
Florida	\$352.00 (I)	\$275.00	\$250.00	TMEAC
Georgia	\$352.00 (I)	\$275.00	\$250.00	TMEAC
Kentucky	\$352.00 (I)	\$275.00	\$250.00	TMEAC
Louisiana	\$352.00 (I)	\$275.00	\$250.00	TMEAC
Mississippi	\$352.00 (I)	\$275.00	\$250.00	TMEAC
North Carolina	\$352.00 (I)	\$275.00	\$250.00	TMEAC
South Carolina	\$352.00 (I)	\$275.00	\$250.00	TMEAC
Tennessee	\$352.00 (I)	\$275.00	\$250.00	TMEAC

\*\*\*\*\*

BELLSOUTH TELECOMMUNICATIONS, INC.  
 BY: Operations Manager - Pricing  
 29G57, 675 W. Peachtree St., N.E.  
 Atlanta, Georgia 30375  
 ISSUED: OCTOBER 31, 2001

TARIFF F.C.C. NO. 1  
 1ST REVISED PAGE 23-161  
 CANCELS ORIGINAL PAGE 23-161

EFFECTIVE: NOVEMBER 1, 2001

# ACCESS SERVICE

## 23 - Metropolitan Statistical Area Access Services (Cont'd)

### 23.5 Rates and Charges (Cont'd)

#### 23.5.2 BellSouth SPA Service (Cont'd)

##### 23.5.2.9 High Capacity (a.k.a. BellSouth SPA High Capacity) Service (Cont'd)

(A) Local Channel  
 (Per Local Channel) (Cont'd)

(4) DS1 Alternate Serving Wire Center (Cont'd)

-Per DS1  
 Terminated (Cont'd)

<u>Per Month Rates</u>				
Zone 2	Month to Month	Plan A 24 to 48 Months	Plan B 49 to 72 Months	USOC
<u>States</u>				
Alabama	\$367.00 (I)	\$275.00	\$250.00	TMEAC
Florida	\$367.00 (I)	\$275.00	\$250.00	TMEAC
Georgia	\$367.00 (I)	\$275.00	\$250.00	TMEAC
Kentucky	\$367.00 (I)	\$275.00	\$250.00	TMEAC
Louisiana	\$367.00 (I)	\$275.00	\$250.00	TMEAC
Mississippi	\$367.00 (I)	\$275.00	\$250.00	TMEAC
North Carolina	\$367.00 (I)	\$275.00	\$250.00	TMEAC
South Carolina	\$367.00 (I)	\$275.00	\$250.00	TMEAC
Tennessee	\$367.00 (I)	\$275.00	\$250.00	TMEAC

<u>Per Month Rates</u>				
Zone 3	Month to Month	Plan A 24 to 48 Months	Plan B 49 to 72 Months	USOC
<u>States</u>				
Alabama	\$377.00 (I)	\$275.00	\$250.00	TMEAC
Florida	\$377.00 (I)	\$275.00	\$250.00	TMEAC
Georgia	\$377.00 (I)	\$275.00	\$250.00	TMEAC
Kentucky	\$377.00 (I)	\$275.00	\$250.00	TMEAC
Louisiana	\$377.00 (I)	\$275.00	\$250.00	TMEAC
Mississippi	\$377.00 (I)	\$275.00	\$250.00	TMEAC
North Carolina	\$377.00 (I)	\$275.00	\$250.00	TMEAC
South Carolina	\$377.00 (I)	\$275.00	\$250.00	TMEAC
Tennessee	\$377.00 (I)	\$275.00	\$250.00	TMEAC

\*\*\*\*\*

BELLSOUTH TELECOMMUNICATIONS, INC.  
 BY: Operations Manager - Pricing  
 29G57, 675 W. Peachtree St., N.E.  
 Atlanta, Georgia 30375  
 ISSUED: OCTOBER 31, 2001

TARIFF F.C.C. NO. 1  
 1ST REVISED PAGE 23-162  
 CANCELS ORIGINAL PAGE 23-162

EFFECTIVE: NOVEMBER 1, 2001

# ACCESS SERVICE

## 23 - Metropolitan Statistical Area Access Services (Cont'd)

### 23.5 Rates and Charges (Cont'd)

#### 23.5.2 BellSouth SPA Service (Cont'd)

##### 23.5.2.9 High Capacity (a.k.a. BellSouth SPA High Capacity) Service (Cont'd)

		<u>ALL STATES</u>	
		<u>Nonrecurring Charge</u>	
		<u>First</u>	<u>Additional</u>
		<u>Service</u>	<u>Service</u>
		<u>Installed</u>	<u>Installed</u>
(A)	Local Channel		
	- Per Local Channel		
(5)	BellSouth DS1 Diverse Service		
	- Each	\$750.00	\$300.00

<u>Per Month Rates</u>					
Zone 1	Month To Month	Plan A <sup>1</sup> 12 to 36 Months	Plan B <sup>1</sup> 37 to 60 Months	Plan C <sup>1</sup> 61 to 96 Months	USOC
<u>States</u>					
Alabama	\$253.00 (I)	\$190.00	\$180.00	\$175.00	TMEDV
Florida	\$253.00 (I)	\$190.00	\$180.00	\$175.00	TMEDV
Georgia	\$253.00 (I)	\$190.00	\$180.00	\$175.00	TMEDV
Kentucky	\$253.00 (I)	\$190.00	\$180.00	\$175.00	TMEDV
Louisiana	\$253.00 (I)	\$190.00	\$180.00	\$175.00	TMEDV
Mississippi	\$253.00 (I)	\$190.00	\$180.00	\$175.00	TMEDV
North Carolina	\$253.00 (I)	\$190.00	\$180.00	\$175.00	TMEDV
South Carolina	\$253.00 (I)	\$190.00	\$180.00	\$175.00	TMEDV
Tennessee	\$253.00 (I)	\$190.00	\$180.00	\$175.00	TMEDV
Zone 2					
Alabama	\$259.00 (I)	\$195.00	\$185.00	\$180.00	TMEDV
Florida	\$259.00 (I)	\$195.00	\$185.00	\$180.00	TMEDV
Georgia	\$259.00 (I)	\$195.00	\$185.00	\$180.00	TMEDV
Kentucky	\$259.00 (I)	\$195.00	\$185.00	\$180.00	TMEDV
Louisiana	\$259.00 (I)	\$195.00	\$185.00	\$180.00	TMEDV
Mississippi	\$259.00 (I)	\$195.00	\$185.00	\$180.00	TMEDV
North Carolina	\$259.00 (I)	\$195.00	\$185.00	\$180.00	TMEDV
South Carolina	\$259.00 (I)	\$195.00	\$185.00	\$180.00	TMEDV
Tennessee	\$259.00 (I)	\$195.00	\$185.00	\$180.00	TMEDV
Zone 3					
Alabama	\$264.00 (I)	\$200.00	\$190.00	\$185.00	TMEDV
Florida	\$264.00 (I)	\$200.00	\$190.00	\$185.00	TMEDV
Georgia	\$264.00 (I)	\$200.00	\$190.00	\$185.00	TMEDV
Kentucky	\$264.00 (I)	\$200.00	\$190.00	\$185.00	TMEDV
Louisiana	\$264.00 (I)	\$200.00	\$190.00	\$185.00	TMEDV
Mississippi	\$264.00 (I)	\$200.00	\$190.00	\$185.00	TMEDV
North Carolina	\$264.00 (I)	\$200.00	\$190.00	\$185.00	TMEDV
South Carolina	\$264.00 (I)	\$200.00	\$190.00	\$185.00	TMEDV
Tennessee	\$264.00 (I)	\$200.00	\$190.00	\$185.00	TMEDV

Note 1: Transport Payment Plan Rates

\*\*\*\*\*

BELLSOUTH TELECOMMUNICATIONS, INC.  
 BY: Operations Manager - Pricing  
 29G57, 675 W. Peachtree St., N.E.  
 Atlanta, Georgia 30375  
 ISSUED: OCTOBER 31, 2001

TARIFF F.C.C. NO. 1  
 1ST REVISED PAGE 23-163  
 CANCELS ORIGINAL PAGE 23-163

EFFECTIVE: NOVEMBER 1, 2001

# ACCESS SERVICE

## 23 - Metropolitan Statistical Area Access Services (Cont'd)

### 23.5 Rates and Charges (Cont'd)

#### 23.5.2 BellSouth SPA Service (Cont'd)

##### 23.5.2.9 High Capacity (a.k.a. BellSouth SPA High Capacity) Service (Cont'd)

### ALL STATES

	<u>Nonrecurring Charges</u>	<u>Monthly Rates</u>		<u>USOC</u>
		<u>Fixed</u>	<u>Per Mile</u>	
(B) Interoffice Channel				
(1) 64 Kbps	\$24.01	\$40.00	\$ 4.00	1L5XX
	<u>Nonrecurring Charges</u>			<u>USOC</u>
(2) 1.544 Mbps				
Fixed	\$156.00			1L5XX
Per Mile	N/A			N/A
- Fixed		<u>Per Month Rates</u>		
Zone 1	Month	Plan A <sup>1</sup>	Plan B <sup>1</sup>	
	To	24 to 48	49 to 72	
<u>States</u>	<u>Month</u>	<u>Months</u>	<u>Months</u>	<u>USOC</u>
Alabama	\$85.00 (I)	\$70.00	\$65.00	1L5XX
Florida	\$85.00 (I)	\$70.00	\$65.00	1L5XX
Georgia	\$85.00 (I)	\$70.00	\$65.00	1L5XX
Kentucky	\$85.00 (I)	\$70.00	\$65.00	1L5XX
Louisiana	\$85.00 (I)	\$70.00	\$65.00	1L5XX
Mississippi	\$85.00 (I)	\$70.00	\$65.00	1L5XX
North Carolina	\$85.00 (I)	\$70.00	\$65.00	1L5XX
South Carolina	\$85.00 (I)	\$70.00	\$65.00	1L5XX
Tennessee	\$85.00 (I)	\$70.00	\$65.00	1L5XX

Note 1: Channel Services Payment Plan and Area Commitment Plan rates.

\*\*\*\*\*

BELLSOUTH TELECOMMUNICATIONS, INC.  
 BY: Operations Manager - Pricing  
 29G57, 675 W. Peachtree St., N.E.  
 Atlanta, Georgia 30375  
 ISSUED: OCTOBER 31, 2001

TARIFF F.C.C. NO. 1  
 1ST REVISED PAGE 23-164  
 CANCELS ORIGINAL PAGE 23-164

EFFECTIVE: NOVEMBER 1, 2001

# ACCESS SERVICE

## 23 - Metropolitan Statistical Area Access Services (Cont'd)

### 23.5 Rates and Charges (Cont'd)

#### 23.5.2 BellSouth SPA Service

#### 23.5.2.9 High Capacity (a.k.a. BellSouth SPA High Capacity) Service (Cont'd)

##### (B) Interoffice Channel (Cont'd)

##### (2) 1.544 Mbps - Fixed (Cont'd)

<u>Per Month Rates</u>				
<u>Zone 2</u>	<u>Month</u>	<u>Plan A<sup>1</sup></u>	<u>Plan B<sup>1</sup></u>	
<u>States</u>	<u>to</u>	<u>24 to 48</u>	<u>49 to 72</u>	<u>USOC</u>
	<u>Month</u>	<u>Months</u>	<u>Months</u>	
Alabama	\$90.00 (I)	\$75.00	\$70.00	1L5XX
Florida	\$90.00 (I)	\$75.00	\$70.00	1L5XX
Georgia	\$90.00 (I)	\$75.00	\$70.00	1L5XX
Kentucky	\$90.00 (I)	\$75.00	\$70.00	1L5XX
Louisiana	\$90.00 (I)	\$75.00	\$70.00	1L5XX
Mississippi	\$90.00 (I)	\$75.00	\$70.00	1L5XX
North Carolina	\$90.00 (I)	\$75.00	\$70.00	1L5XX
South Carolina	\$90.00 (I)	\$75.00	\$70.00	1L5XX
Tennessee	\$90.00 (I)	\$75.00	\$70.00	1L5XX

<u>Per Month Rates</u>				
<u>Zone 3</u>	<u>Month</u>	<u>Plan A<sup>1</sup></u>	<u>Plan B<sup>1</sup></u>	
<u>States</u>	<u>to</u>	<u>24 to 48</u>	<u>49 to 72</u>	<u>USOC</u>
	<u>Month</u>	<u>Months</u>	<u>Months</u>	
Alabama	\$96.00 (I)	\$80.00	\$75.00	1L5XX
Florida	\$96.00 (I)	\$80.00	\$75.00	1L5XX
Georgia	\$96.00 (I)	\$80.00	\$75.00	1L5XX
Kentucky	\$96.00 (I)	\$80.00	\$75.00	1L5XX
Louisiana	\$96.00 (I)	\$80.00	\$75.00	1L5XX
Mississippi	\$96.00 (I)	\$80.00	\$75.00	1L5XX
North Carolina	\$96.00 (I)	\$80.00	\$75.00	1L5XX
South Carolina	\$96.00 (I)	\$80.00	\$75.00	1L5XX
Tennessee	\$96.00 (I)	\$80.00	\$75.00	1L5XX

Note 1: Channel Services Payment Plan and Area Commitment Plan Rates

\*\*\*\*\*

EFFECTIVE: JANUARY 23, 2001

ACCESS SERVICE

(N)

23 - Metropolitan Statistical Area Access Services (Cont'd)

(N)

23.5 Rates and Charges (Cont'd)

(N)

23.5.2 BellSouth SPA Service (Cont'd)

(N)

23.5.2.9 High Capacity (a.k.a. BellSouth SPA High Capacity) Service (Cont'd)

(N)

(B) Interoffice Channel (Cont'd)

(N)

(2) 1.544 Mbps

(N)

- Per Mile (Cont'd)

(N)

Per Month Rates

(N)

Zone 1	Month	Plan A <sup>1</sup>	Plan B <sup>1</sup>		
	to	24 to 48	49 to 72		
<u>States</u>	<u>Month</u>	<u>Months</u>	<u>Months</u>	<u>USOC</u>	
Alabama	\$18.00	\$10.00	\$ 8.00	1L5XX	(N)
Florida	\$18.00	\$10.00	\$ 8.00	1L5XX	(N)
Georgia	\$18.00	\$10.00	\$ 8.00	1L5XX	(N)
Kentucky	\$18.00	\$10.00	\$ 8.00	1L5XX	(N)
Louisiana	\$18.00	\$10.00	\$ 8.00	1L5XX	(N)
Mississippi	\$18.00	\$10.00	\$ 8.00	1L5XX	(N)
North Carolina	\$18.00	\$10.00	\$ 8.00	1L5XX	(N)
South Carolina	\$18.00	\$10.00	\$ 8.00	1L5XX	(N)
Tennessee	\$18.00	\$10.00	\$ 8.00	1L5XX	(N)

Per Month Rates

(N)

Zone 2	Month	Plan A <sup>1</sup>	Plan B <sup>1</sup>		
	to	24 to 48	49 to 72		
<u>States</u>	<u>Month</u>	<u>Months</u>	<u>Months</u>	<u>USOC</u>	
Alabama	\$21.00	\$14.00	\$12.00	1L5XX	(N)
Florida	\$21.00	\$14.00	\$12.00	1L5XX	(N)
Georgia	\$21.00	\$14.00	\$12.00	1L5XX	(N)
Kentucky	\$21.00	\$14.00	\$12.00	1L5XX	(N)
Louisiana	\$21.00	\$14.00	\$12.00	1L5XX	(N)
Mississippi	\$21.00	\$14.00	\$12.00	1L5XX	(N)
North Carolina	\$21.00	\$14.00	\$12.00	1L5XX	(N)
South Carolina	\$21.00	\$14.00	\$12.00	1L5XX	(N)
Tennessee	\$21.00	\$14.00	\$12.00	1L5XX	(N)

Note 1: Channel Services Payment Plan and Area Commitment Plan Rates.

(N)



BELLSOUTH TELECOMMUNICATIONS, INC.  
 BY: Operations Manager - Pricing  
 29G57, 675 W. Peachtree St., N.E.  
 Atlanta, Georgia 30375  
 ISSUED: MAY 14, 2001

TARIFF F.C.C. NO. 1  
 1ST REVISED PAGE 23-166  
 CANCELS ORIGINAL PAGE 23-166

EFFECTIVE: MAY 29, 2001

# ACCESS SERVICE

## 23 - Metropolitan Statistical Area Access Services (Cont'd)

### 23.5 Rates and Charges (Cont'd)

#### 23.5.2 BellSouth SPA Service (Cont'd)

##### 23.5.2.9 High Capacity (a.k.a. BellSouth SPA High Capacity) Service (Cont'd)

###### (B) Interoffice Channel (Cont'd)

###### (2) 1.544 Mbps - Per Mile (Cont'd)

<u>Per Month Rates</u>				
Zone 3 <u>States</u>	Month to <u>Month</u>	Plan A <sup>1</sup> 24 to 48 <u>Months</u>	Plan B <sup>1</sup> 49 to 72 <u>Months</u>	<u>USOC</u>
Alabama	\$21.40 (R)	\$16.00	\$15.00	1L5XX
Florida	\$21.40 (R)	\$16.00	\$15.00	1L5XX
Georgia	\$21.40 (R)	\$16.00	\$15.00	1L5XX
Kentucky	\$21.40 (R)	\$16.00	\$15.00	1L5XX
Louisiana	\$21.40 (R)	\$16.00	\$15.00	1L5XX
Mississippi	\$21.40 (R)	\$16.00	\$15.00	1L5XX
North Carolina	\$21.40 (R)	\$16.00	\$15.00	1L5XX
South Carolina	\$21.40 (R)	\$16.00	\$15.00	1L5XX
Tennessee	\$21.40 (R)	\$16.00	\$15.00	1L5XX

## ALL STATES

	<u>Nonrecurring Charges</u>	<u>Monthly Rates</u>		<u>USOC</u>
		<u>Fixed</u>	<u>Per Mile</u>	
(B) Interoffice Channel				
(3) 3.152 Mbps	ICB	ICB	ICB	1L5XX
(4) DS2 (6.312 Mbps) Service	ICB	ICB	ICB	1L0++

Note 1: Channel Services Payment Plan and Area Commitment Plan Rates

\*\*\*\*\*

BELLSOUTH TELECOMMUNICATIONS, INC.  
BY: Operations Manager - Pricing  
29G57, 675 W. Peachtree St., N.E.  
Atlanta, Georgia 30375  
ISSUED: OCTOBER 31, 2001

TARIFF F.C.C. NO. 1  
1ST REVISED PAGE 23-167  
CANCELS ORIGINAL PAGE 23-167

EFFECTIVE: NOVEMBER 1, 2001

ACCESS SERVICE

23 - Metropolitan Statistical Area Access Services (Cont'd)

23.5 Rates and Charges (Cont'd)

23.5.2 BellSouth SPA Service (Cont'd)

23.5.2.9 High Capacity (a.k.a. BellSouth SPA High Capacity) service (Cont'd)

(B) Interoffice Channel (Cont'd)

(5) LightGate service (a.k.a. BellSouth SPA Point to Point Network)  
Interoffice Channel (Cont'd)

(a) LightGate 1 service (a.k.a. BellSouth SPA Point to Point  
Network)  
Interoffice Channel System (1 DS3 Capacity) (Cont'd)

Mileage Band 0-8  
Fixed, per System

ALL STATES

Nonrecurring  
Charge

USOC

\$ 190.00

1LPS8

Zone 1

Month  
to  
Month  
Rates

USOC

States

Alabama \$1430.00  
Florida \$1430.00  
Georgia \$1430.00  
Kentucky \$1430.00  
Louisiana \$1430.00  
Mississippi \$1430.00  
North Carolina \$1430.00  
South Carolina \$1430.00  
Tennessee \$1430.00

1LPS8  
1LPS8  
1LPS8  
1LPS8  
1LPS8  
1LPS8  
1LPS8  
1LPS8  
1LPS8

(I)  
(I)  
(I)  
(I)  
(I)  
(I)  
(I)  
(I)  
(I)

Zone 2

Month  
to  
Month  
Rates

USOC

States

Alabama \$1430.00  
Florida \$1430.00  
Georgia \$1430.00  
Kentucky \$1430.00  
Louisiana \$1430.00  
Mississippi \$1430.00  
North Carolina \$1430.00  
South Carolina \$1430.00  
Tennessee \$1430.00

1LPS8  
1LPS8  
1LPS8  
1LPS8  
1LPS8  
1LPS8  
1LPS8  
1LPS8  
1LPS8

(I)  
(I)  
(I)  
(I)  
(I)  
(I)  
(I)  
(I)  
(I)

\*\*\*\*\*

BELLSOUTH TELECOMMUNICATIONS, INC.  
BY: Operations Manager - Pricing  
29G57, 675 W. Peachtree St., N.E.  
Atlanta, Georgia 30375  
ISSUED: OCTOBER 31, 2001

TARIFF F.C.C. NO. 1  
1ST REVISED PAGE 23-168  
CANCELS ORIGINAL PAGE 23-168

EFFECTIVE: NOVEMBER 1, 2001

ACCESS SERVICE

23 - Metropolitan Statistical Area Access Services (Cont'd)

23.5 Rates and Charges (Cont'd)

23.5.2 BellSouth SPA Service (Cont'd)

23.5.2.9 High Capacity (a.k.a. BellSouth SPA High Capacity) service (Cont'd)

(B) Interoffice Channel (Cont'd)

(5) LightGate service (a.k.a. BellSouth SPA Point to Point Network)  
Interoffice Channel (Cont'd)

(a) LightGate 1 service (a.k.a. BellSouth SPA Point to Point Network)  
Interoffice Channel System (1 DS3 Capacity) (Cont'd)

Mileage Band 0-8  
Fixed, per System (Cont'd)

Zone 3	Month to Month Rates	USOC	
<u>States</u>			
Alabama	\$1430.00	1LPS8	(I)
Florida	\$1430.00	1LPS8	(I)
Georgia	\$1430.00	1LPS8	(I)
Kentucky	\$1430.00	1LPS8	(I)
Louisiana	\$1430.00	1LPS8	(I)
Mississippi	\$1430.00	1LPS8	(I)
North Carolina	\$1430.00	1LPS8	(I)
South Carolina	\$1430.00	1LPS8	(I)
Tennessee	\$1430.00	1LPS8	(I)

Mileage Band 0-8  
Per Mile

Zone 1	Month to Month Rates	USOC	
<u>States</u>			
Alabama	\$130.00	1LPE8	(I)
Florida	\$130.00	1LPE8	(I)
Georgia	\$130.00	1LPE8	(I)
Kentucky	\$130.00	1LPE8	(I)
Louisiana	\$130.00	1LPE8	(I)
Mississippi	\$130.00	1LPE8	(I)
North Carolina	\$130.00	1LPE8	(I)
South Carolina	\$130.00	1LPE8	(I)
Tennessee	\$130.00	1LPE8	(I)

\*\*\*\*\*

BELLSOUTH TELECOMMUNICATIONS, INC.  
BY: Operations Manager - Pricing  
29G57, 675 W. Peachtree St., N.E.  
Atlanta, Georgia 30375  
ISSUED: OCTOBER 31, 2001

TARIFF F.C.C. NO. 1  
1ST REVISED PAGE 23-169  
CANCELS ORIGINAL PAGE 23-169

EFFECTIVE: NOVEMBER 1, 2001

ACCESS SERVICE

23 - Metropolitan Statistical Area Access Services (Cont'd)

23.5 Rates and Charges (Cont'd)

23.5.2 BellSouth SPA Service (Cont'd)

23.5.2.9 High Capacity (a.k.a. BellSouth SPA High Capacity) Service (Cont'd)

(B) Interoffice Channel (Cont'd)

(5) LightGate service (a.k.a. BellSouth SPA Point to Point Network)  
Interoffice Channel

(a) LightGate 1 service (a.k.a. BellSouth SPA Point to Point Network)  
Interoffice Channel System (1 DS3 Capacity) (Cont'd)

Mileage Band 0-8  
Fixed, per Mile (Cont'd)

Zone 2	Month to Month Rates	USOC	
<u>States</u>			
Alabama	\$130.00	1LPE8	(I)
Florida	\$130.00	1LPE8	(I)
Georgia	\$130.00	1LPE8	(I)
Kentucky	\$130.00	1LPE8	(I)
Louisiana	\$130.00	1LPE8	(I)
Mississippi	\$130.00	1LPE8	(I)
North Carolina	\$130.00	1LPE8	(I)
South Carolina	\$130.00	1LPE8	(I)
Tennessee	\$130.00	1LPE8	(I)

Mileage Band 0-8  
Per Mile

Zone 3	Month to Month Rates	USOC	
<u>States</u>			
Alabama	\$130.00	1LPE8	(I)
Florida	\$130.00	1LPE8	(I)
Georgia	\$130.00	1LPE8	(I)
Kentucky	\$130.00	1LPE8	(I)
Louisiana	\$130.00	1LPE8	(I)
Mississippi	\$130.00	1LPE8	(I)
North Carolina	\$130.00	1LPE8	(I)
South Carolina	\$130.00	1LPE8	(I)
Tennessee	\$130.00	1LPE8	(I)

\*\*\*\*\*

BELLSOUTH TELECOMMUNICATIONS, INC.  
BY: Operations Manager - Pricing  
29G57, 675 W. Peachtree St., N.E.  
Atlanta, Georgia 30375  
ISSUED: OCTOBER 31, 2001

TARIFF F.C.C. NO. 1  
1ST REVISED PAGE 23-170  
CANCELS ORIGINAL PAGE 23-170

EFFECTIVE: NOVEMBER 1, 2001

ACCESS SERVICE

23 - Metropolitan Statistical Area Access Services (Cont'd)

23.5 Rates and Charges (Cont'd)

23.5.2 BellSouth SPA Service (Cont'd)

23.5.2.9 High Capacity (a.k.a. BellSouth SPA High Capacity) Service (Cont'd)

(B) Interoffice Channel (Cont'd)

(5) LightGate service (a.k.a. BellSouth SPA Point to Point Network)  
Interoffice Channel (Cont'd)

(a) LightGate 1 service (a.k.a. BellSouth SPA Point to Point Network)  
Interoffice Channel System (1 DS3 Capacity) (Cont'd)

Mileage Band 9-25  
Fixed, per System

<u>ALL STATES</u>			
	<u>Nonrecurring Charge</u>	<u>USOC</u>	
	\$190.00	1LPS9	
Zone 1	Month to Month <u>Rates</u>	<u>USOC</u>	
<u>States</u>			
Alabama	\$1600.00	1LPS9	(I)
Florida	\$1600.00	1LPS9	(I)
Georgia	\$1600.00	1LPS9	(I)
Kentucky	\$1600.00	1LPS9	(I)
Louisiana	\$1600.00	1LPS9	(I)
Mississippi	\$1600.00	1LPS9	(I)
North Carolina	\$1600.00	1LPS9	(I)
South Carolina	\$1600.00	1LPS9	(I)
Tennessee	\$1600.00	1LPS9	(I)
Zone 2	Month to Month <u>Rates</u>	<u>USOC</u>	
Alabama	\$1600.00	1LPS9	(I)
Florida	\$1600.00	1LPS9	(I)
Georgia	\$1600.00	1LPS9	(I)
Kentucky	\$1600.00	1LPS9	(I)
Louisiana	\$1600.00	1LPS9	(I)
Mississippi	\$1600.00	1LPS9	(I)
North Carolina	\$1600.00	1LPS9	(I)
South Carolina	\$1600.00	1LPS9	(I)
Tennessee	\$1600.00	1LPS9	(I)

\*\*\*\*\*

BELLSOUTH TELECOMMUNICATIONS, INC.  
BY: Operations Manager - Pricing  
29G57, 675 W. Peachtree St., N.E.  
Atlanta, Georgia 30375  
ISSUED: OCTOBER 31, 2001

TARIFF F.C.C. NO. 1  
1ST REVISED PAGE 23-171  
CANCELS ORIGINAL PAGE 23-171

EFFECTIVE: NOVEMBER 1, 2001

ACCESS SERVICE

23 - Metropolitan Statistical Area Access Services (Cont'd)

23.5 Rates and Charges (Cont'd)

23.5.2 BellSouth SPA Service (Cont'd)

23.5.2.9 High Capacity (a.k.a. BellSouth SPA High Capacity) service (Cont'd)

(B) Interoffice Channel (Cont'd)

(5) LightGate service (a.k.a. BellSouth SPA Point to Point Network)  
Interoffice Channel (Cont'd)

(a) LightGate 1 service (a.k.a. BellSouth SPA Point to Point  
Network) Interoffice Channel System (1 DS3 Capacity) (Cont'd)

Mileage Band 9-25  
Fixed, per System (Cont'd)

Zone 3	Month to Month Rates	USOC	
<u>States</u>			
Alabama	\$1600.00	1LPS9	(I)
Florida	\$1600.00	1LPS9	(I)
Georgia	\$1600.00	1LPS9	(I)
Kentucky	\$1600.00	1LPS9	(I)
Louisiana	\$1600.00	1LPS9	(I)
Mississippi	\$1600.00	1LPS9	(I)
North Carolina	\$1600.00	1LPS9	(I)
South Carolina	\$1600.00	1LPS9	(I)
Tennessee	\$1600.00	1LPS9	(I)

Mileage Band 9-25  
Per Mile

Zone 1	Month to Month Rates	USOC	
<u>States</u>			
Alabama	\$130.00	1LPE9	(I)
Florida	\$130.00	1LPE9	(I)
Georgia	\$130.00	1LPE9	(I)
Kentucky	\$130.00	1LPE9	(I)
Louisiana	\$130.00	1LPE9	(I)
Mississippi	\$130.00	1LPE9	(I)
North Carolina	\$130.00	1LPE9	(I)
South Carolina	\$130.00	1LPE9	(I)
Tennessee	\$130.00	1LPE9	(I)

\*\*\*\*\*

BELLSOUTH TELECOMMUNICATIONS, INC.  
BY: Operations Manager - Pricing  
29G57, 675 W. Peachtree St., N.E.  
Atlanta, Georgia 30375  
ISSUED: OCTOBER 31, 2001

TARIFF F.C.C. NO. 1  
1ST REVISED PAGE 23-172  
CANCELS ORIGINAL PAGE 23-172

EFFECTIVE: NOVEMBER 1, 2001

ACCESS SERVICE

23 - Metropolitan Statistical Area Access Services (Cont'd)

23.5 Rates and Charges (Cont'd)

23.5.2 BellSouth SPA Service (Cont'd)

23.5.2.9 High Capacity (a.k.a. BellSouth SPA High Capacity) service (Cont'd)

(B) Interoffice Channel (Cont'd)

(5) LightGate service (a.k.a. BellSouth SPA Point to Point Network)  
Interoffice Channel (Cont'd)

(a) LightGate 1 service (a.k.a. BellSouth SPA Point to Point Network)  
Interoffice Channel System (1 DS3 Capacity) (Cont'd)

Mileage Band 9-25  
Per Mile (Cont'd)

Zone 2	Month to Month <u>Rates</u>	<u>USOC</u>	
<u>States</u>			
Alabama	\$130.00	1LPE9	(I)
Florida	\$130.00	1LPE9	(I)
Georgia	\$130.00	1LPE9	(I)
Kentucky	\$130.00	1LPE9	(I)
Louisiana	\$130.00	1LPE9	(I)
Mississippi	\$130.00	1LPE9	(I)
North Carolina	\$130.00	1LPE9	(I)
South Carolina	\$130.00	1LPE9	(I)
Tennessee	\$130.00	1LPE9	(I)

Zone 3	Month to Month <u>Rates</u>	<u>USOC</u>	
<u>States</u>			
Alabama	\$130.00	1LPE9	(I)
Florida	\$130.00	1LPE9	(I)
Georgia	\$130.00	1LPE9	(I)
Kentucky	\$130.00	1LPE9	(I)
Louisiana	\$130.00	1LPE9	(I)
Mississippi	\$130.00	1LPE9	(I)
North Carolina	\$130.00	1LPE9	(I)
South Carolina	\$130.00	1LPE9	(I)
Tennessee	\$130.00	1LPE9	(I)

\*\*\*\*\*

BELLSOUTH TELECOMMUNICATIONS, INC.  
BY: Operations Manager - Pricing  
29G57, 675 W. Peachtree St., N.E.  
Atlanta, Georgia 30375  
ISSUED: OCTOBER 31, 2001

TARIFF F.C.C. NO. 1  
1ST REVISED PAGE 23-173  
CANCELS ORIGINAL PAGE 23-173

EFFECTIVE: NOVEMBER 1, 2001

ACCESS SERVICE

23 - Metropolitan Statistical Area Access Services (Cont'd)

23.5 Rates and Charges (Cont'd)

23.5.2 BellSouth SPA Service (Cont'd)

23.5.2.9 High Capacity (a.k.a. BellSouth SPA High Capacity) service (Cont'd)

(B) Interoffice Channel (Cont'd)

(5) LightGate service (a.k.a. BellSouth SPA Point to Point Network)  
Interoffice Channel (Cont'd)

(a) LightGate 1 service (a.k.a. BellSouth SPA Point to Point Network)  
Interoffice Channel System (1 DS3 Capacity) (Cont'd)

Mileage Band 26+  
Fixed, per System

	<u>ALL STATES</u>		
	<u>Nonrecurring Charge</u>	<u>USOC</u>	
	\$190.00	1LPS6	
Zone 1	Month to Month <u>Rates</u>	<u>USOC</u>	
<u>States</u>			
Alabama	\$1870.00	1LPS6	(I)
Florida	\$1870.00	1LPS6	(I)
Georgia	\$1870.00	1LPS6	(I)
Kentucky	\$1870.00	1LPS6	(I)
Louisiana	\$1870.00	1LPS6	(I)
Mississippi	\$1870.00	1LPS6	(I)
North Carolina	\$1870.00	1LPS6	(I)
South Carolina	\$1870.00	1LPS6	(I)
Tennessee	\$1870.00	1LPS6	(I)
Zone 2	Month to Month <u>Rates</u>	<u>USOC</u>	
<u>States</u>			
Alabama	\$1870.00	1LPS6	(I)
Florida	\$1870.00	1LPS6	(I)
Georgia	\$1870.00	1LPS6	(I)
Kentucky	\$1870.00	1LPS6	(I)
Louisiana	\$1870.00	1LPS6	(I)
Mississippi	\$1870.00	1LPS6	(I)
North Carolina	\$1870.00	1LPS6	(I)
South Carolina	\$1870.00	1LPS6	(I)
Tennessee	\$1870.00	1LPS6	(I)

\*\*\*\*\*



BELLSOUTH TELECOMMUNICATIONS, INC.  
BY: Operations Manager - Pricing  
29G57, 675 W. Peachtree St., N.E.  
Atlanta, Georgia 30375  
ISSUED: OCTOBER 31, 2001

TARIFF F.C.C. NO. 1  
1ST REVISED PAGE 23-174  
CANCELS ORIGINAL PAGE 23-174

EFFECTIVE: NOVEMBER 1, 2001

ACCESS SERVICE

23 - Metropolitan Statistical Area Access Services (Cont'd)

23.5 Rates and Charges (Cont'd)

23.5.2 BellSouth SPA Service (Cont'd)

23.5.2.9 High Capacity (a.k.a. BellSouth SPA High Capacity) service (Cont'd)

(B) Interoffice Channel (Cont'd)

(5) LightGate service (a.k.a. BellSouth SPA Point to Point Network)  
Interoffice Channel (Cont'd)

(a) LightGate 1 service (a.k.a. BellSouth SPA Point to Point Network)  
Interoffice Channel System (1 DS3 Capacity) (Cont'd)

Mileage Band 26+  
Fixed, per System (Cont'd)

Zone 3	Month to Month <u>Rates</u>	<u>USOC</u>	
<u>States</u>			
Alabama	\$1870.00	1LPS6	(I)
Florida	\$1870.00	1LPS6	(I)
Georgia	\$1870.00	1LPS6	(I)
Kentucky	\$1870.00	1LPS6	(I)
Louisiana	\$1870.00	1LPS6	(I)
Mississippi	\$1870.00	1LPS6	(I)
North Carolina	\$1870.00	1LPS6	(I)
South Carolina	\$1870.00	1LPS6	(I)
Tennessee	\$1870.00	1LPS6	(I)

Mileage Band 26+  
Per Mile

Zone 1	Month to Month <u>Rates</u>	<u>USOC</u>	
<u>States</u>			
Alabama	\$130.00	1LPE6	(I)
Florida	\$130.00	1LPE6	(I)
Georgia	\$130.00	1LPE6	(I)
Kentucky	\$130.00	1LPE6	(I)
Louisiana	\$130.00	1LPE6	(I)
Mississippi	\$130.00	1LPE6	(I)
North Carolina	\$130.00	1LPE6	(I)
South Carolina	\$130.00	1LPE6	(I)
Tennessee	\$130.00	1LPE6	(I)

\*\*\*\*\*

BELLSOUTH TELECOMMUNICATIONS, INC.  
BY: Operations Manager - Pricing  
29G57, 675 W. Peachtree St., N.E.  
Atlanta, Georgia 30375  
ISSUED: OCTOBER 31, 2001

TARIFF F.C.C. NO. 1  
1ST REVISED PAGE 23-175  
CANCELS ORIGINAL PAGE 23-175

EFFECTIVE: NOVEMBER 1, 2001

ACCESS SERVICE

23 - Metropolitan Statistical Area Access Services (Cont'd)

23.5 Rates and Charges (Cont'd)

23.5.2 BellSouth SPA Service (Cont'd)

23.5.2.9 High Capacity (a.k.a. BellSouth SPA High Capacity) service (Cont'd)

(B) Interoffice Channel (Cont'd)

(5) LightGate service (a.k.a. BellSouth SPA Point to Point Network)  
Interoffice Channel (Cont'd)

(a) LightGate 1 service (a.k.a. BellSouth SPA Point to Point Network)  
Interoffice Channel System (1 DS3 Capacity) (Cont'd)

Mileage Band 26+  
Per Mile (Cont'd)

Zone 2	Month to Month Rates	USOC	
<u>States</u>			
Alabama	\$130.00	1LPE6	(I)
Florida	\$130.00	1LPE6	(I)
Georgia	\$130.00	1LPE6	(I)
Kentucky	\$130.00	1LPE6	(I)
Louisiana	\$130.00	1LPE6	(I)
Mississippi	\$130.00	1LPE6	(I)
North Carolina	\$130.00	1LPE6	(I)
South Carolina	\$130.00	1LPE6	(I)
Tennessee	\$130.00	1LPE6	(I)

Zone 3	Month to Month Rates	USOC	
<u>States</u>			
Alabama	\$130.00	1LPE6	(I)
Florida	\$130.00	1LPE6	(I)
Georgia	\$130.00	1LPE6	(I)
Kentucky	\$130.00	1LPE6	(I)
Louisiana	\$130.00	1LPE6	(I)
Mississippi	\$130.00	1LPE6	(I)
North Carolina	\$130.00	1LPE6	(I)
South Carolina	\$130.00	1LPE6	(I)
Tennessee	\$130.00	1LPE6	(I)

\*\*\*\*\*

BELLSOUTH TELECOMMUNICATIONS, INC.  
BY: Operations Manager - Pricing  
29G57, 675 W. Peachtree St., N.E.  
Atlanta, Georgia 30375  
ISSUED: OCTOBER 31, 2001

TARIFF F.C.C. NO. 1  
1ST REVISED PAGE 23-176  
CANCELS ORIGINAL PAGE 23-176

EFFECTIVE: NOVEMBER 1, 2001

ACCESS SERVICE

23 - Metropolitan Statistical Area Access Services (Cont'd)

23.5 Rates and Charges (Cont'd)

23.5.2 BellSouth SPA Service (Cont'd)

23.5.2.9 High Capacity (a.k.a. BellSouth SPA High Capacity) service (Cont'd)

(B) Interoffice Channel (Cont'd)

(5) LightGate service (a.k.a. BellSouth SPA Point to Point Network)  
Interoffice Channel (Cont'd)

(a) LightGate 1 service (a.k.a. BellSouth SPA Point to Point Network)  
Interoffice Channel System (1 DS3 Capacity) (Cont'd)

	<u>Non Recurring Charges</u>	<u>Month to Month Rates</u>	<u>USOC</u>
Central Office Channel Interfaces, Per Termination Per DS3	\$ 180.00	\$ 115.00	1PQE3
Per 28 DS1 Channel System Per DS1	\$ 290.00 \$ 170.00	\$ 600.00(I) \$ 15.00(I)	MQ3C1 1PQE1

\*\*\*\*\*

BELLSOUTH TELECOMMUNICATIONS, INC.  
BY: Operations Manager - Pricing  
29G57, 675 W. Peachtree St., N.E.  
Atlanta, Georgia 30375  
ISSUED: OCTOBER 31, 2001

TARIFF F.C.C. NO. 1  
1ST REVISED PAGE 23-177  
CANCELS ORIGINAL PAGE 23-177

EFFECTIVE: NOVEMBER 1, 2001

ACCESS SERVICE

23 - Metropolitan Statistical Area Access Services (Cont'd)

23.5 Rates and Charges (Cont'd)

23.5.2 BellSouth SPA Service (Cont'd)

23.5.2.9 High Capacity (a.k.a. BellSouth SPA High Capacity) Service (Cont'd)

(B) Interoffice Channel (Cont'd)

(5) LightGate service (a.k.a. BellSouth SPA Point to Point Network)  
Interoffice Channel (Cont'd)

(b) LightGate STS-1 service (a.k.a. BellSouth SPA Point to Point  
Network) Interoffice Channel System (1 DS3 Capacity)

Mileage Band 0-8  
Fixed, per System

ALL STATES

Nonrecurring  
Charge

USOC

\$ 190.00

1LPSA

Zone 1

Month  
to  
Month  
Rates

USOC

States

Alabama \$1430.00  
Florida \$1430.00  
Georgia \$1430.00  
Kentucky \$1430.00  
Louisiana \$1430.00  
Mississippi \$1430.00  
North Carolina \$1430.00  
South Carolina \$1430.00  
Tennessee \$1430.00

1LPSA  
1LPSA  
1LPSA  
1LPSA  
1LPSA  
1LPSA  
1LPSA  
1LPSA  
1LPSA

(I)  
(I)  
(I)  
(I)  
(I)  
(I)  
(I)  
(I)  
(I)

Zone 2

Month  
to  
Month  
Rates

USOC

States

Alabama \$1430.00  
Florida \$1430.00  
Georgia \$1430.00  
Kentucky \$1430.00  
Louisiana \$1430.00  
Mississippi \$1430.00  
North Carolina \$1430.00  
South Carolina \$1430.00  
Tennessee \$1430.00

1LPSA  
1LPSA  
1LPSA  
1LPSA  
1LPSA  
1LPSA  
1LPSA  
1LPSA  
1LPSA

(I)  
(I)  
(I)  
(I)  
(I)  
(I)  
(I)  
(I)  
(I)

\*\*\*\*\*

BELLSOUTH TELECOMMUNICATIONS, INC.  
BY: Operations Manager - Pricing  
29G57, 675 W. Peachtree St., N.E.  
Atlanta, Georgia 30375  
ISSUED: OCTOBER 31, 2001

TARIFF F.C.C. NO. 1  
1ST REVISED PAGE 23-178  
CANCELS ORIGINAL PAGE 23-178

EFFECTIVE: NOVEMBER 1, 2001

ACCESS SERVICE

23 - Metropolitan Statistical Area Access Services (Cont'd)

23.5 Rates and Charges (Cont'd)

23.5.2 BellSouth SPA Service (Cont'd)

23.5.2.9 High Capacity (a.k.a. BellSouth SPA High Capacity) Service (Cont'd)

(B) Interoffice Channel (Cont'd)

(5) LightGate service (a.k.a. BellSouth SPA Point to Point Network)  
Interoffice Channel (Cont'd)

(b) LightGate STS-1 service (a.k.a. BellSouth SPA Point to Point  
Network) Interoffice Channel System (1 DS3 Capacity) (Cont'd)

Mileage Band 0-8  
Fixed, per System (Cont'd)

Zone 3	Month to Month Rates	USOC	
<u>States</u>			
<u>States</u>			
Alabama	\$1430.00	1LPSA	(I)
Florida	\$1430.00	1LPSA	(I)
Georgia	\$1430.00	1LPSA	(I)
Kentucky	\$1430.00	1LPSA	(I)
Louisiana	\$1430.00	1LPSA	(I)
Mississippi	\$1430.00	1LPSA	(I)
North Carolina	\$1430.00	1LPSA	(I)
South Carolina	\$1430.00	1LPSA	(I)
Tennessee	\$1430.00	1LPSA	(I)

Mileage Band 0-8  
Per Mile

Zone 1	Month to Month Rates	USOC	
<u>States</u>			
<u>States</u>			
Alabama	\$130.00	1LPEB	(I)
Florida	\$130.00	1LPEB	(I)
Georgia	\$130.00	1LPEB	(I)
Kentucky	\$130.00	1LPEB	(I)
Louisiana	\$130.00	1LPEB	(I)
Mississippi	\$130.00	1LPEB	(I)
North Carolina	\$130.00	1LPEB	(I)
South Carolina	\$130.00	1LPEB	(I)
Tennessee	\$130.00	1LPEB	(I)

\*\*\*\*\*

BELLSOUTH TELECOMMUNICATIONS, INC.  
BY: Operations Manager - Pricing  
29G57, 675 W. Peachtree St., N.E.  
Atlanta, Georgia 30375  
ISSUED: OCTOBER 31, 2001

TARIFF F.C.C. NO. 1  
1ST REVISED PAGE 23-179  
CANCELS ORIGINAL PAGE 23-179

EFFECTIVE: NOVEMBER 1, 2001

ACCESS SERVICE

23 - Metropolitan Statistical Area Access Services (Cont'd)

23.5 Rates and Charges (Cont'd)

23.5.2 BellSouth SPA Service (Cont'd)

23.5.2.9 High Capacity (a.k.a. BellSouth SPA High Capacity) Service (Cont'd)

(B) Interoffice Channel (Cont'd)

(5) LightGate service (a.k.a. BellSouth SPA Point to Point Network)  
Interoffice Channel (Cont'd)

(b) LightGate STS-1 service (a.k.a. BellSouth SPA Point to Point  
Network) Interoffice Channel System (1 DS3 Capacity) (Cont'd)

Mileage Band 0-8  
Fixed, per Mile (Cont'd)

Zone 2	Month to Month Rates	USOC	
<u>States</u>			
Alabama	\$130.00	1LPEB	(I)
Florida	\$130.00	1LPEB	(I)
Georgia	\$130.00	1LPEB	(I)
Kentucky	\$130.00	1LPEB	(I)
Louisiana	\$130.00	1LPEB	(I)
Mississippi	\$130.00	1LPEB	(I)
North Carolina	\$130.00	1LPEB	(I)
South Carolina	\$130.00	1LPEB	(I)
Tennessee	\$130.00	1LPEB	(I)

Mileage Band 0-8  
Per Mile

Zone 3	Month to Month Rates	USOC	
<u>States</u>			
Alabama	\$130.00	1LPEB	(I)
Florida	\$130.00	1LPEB	(I)
Georgia	\$130.00	1LPEB	(I)
Kentucky	\$130.00	1LPEB	(I)
Louisiana	\$130.00	1LPEB	(I)
Mississippi	\$130.00	1LPEB	(I)
North Carolina	\$130.00	1LPEB	(I)
South Carolina	\$130.00	1LPEB	(I)
Tennessee	\$130.00	1LPEB	(I)

\*\*\*\*\*

BELLSOUTH TELECOMMUNICATIONS, INC.  
BY: Operations Manager - Pricing  
29G57, 675 W. Peachtree St., N.E.  
Atlanta, Georgia 30375  
ISSUED: OCTOBER 31, 2001

TARIFF F.C.C. NO. 1  
1ST REVISED PAGE 23-180  
CANCELS ORIGINAL PAGE 23-180

EFFECTIVE: NOVEMBER 1, 2001

ACCESS SERVICE

23 - Metropolitan Statistical Area Access Services(Cont'd)

23.5 Rates and Charges (Cont'd)

23.5.2 BellSouth SPA Service (Cont'd)

23.5.2.9 High Capacity (a.k.a. BellSouth SPA High Capacity) Service (Cont'd)

(B) Interoffice Channel (Cont'd)

(5) LightGate service (a.k.a. BellSouth SPA Point to Point Network)  
Interoffice Channel (Cont'd)

(b) LightGate STS-1 service (a.k.a. BellSouth SPA Point to Point  
Network) Interoffice Channel System (1 DS3 Capacity) (Cont'd)

Mileage Band 9-25  
Fixed, per System

<u>ALL STATES</u>			
		<u>Nonrecurring Charge</u>	<u>USOC</u>
		\$190.00	1LPSB
Zone 1	Month to Month Rates		<u>USOC</u>
<u>States</u>			
Alabama	\$1600.00	1LPSB	(I)
Florida	\$1600.00	1LPSB	(I)
Georgia	\$1600.00	1LPSB	(I)
Kentucky	\$1600.00	1LPSB	(I)
Louisiana	\$1600.00	1LPSB	(I)
Mississippi	\$1600.00	1LPSB	(I)
North Carolina	\$1600.00	1LPSB	(I)
South Carolina	\$1600.00	1LPSB	(I)
Tennessee	\$1600.00	1LPSB	(I)
Zone 2	Month to Month Rates		<u>USOC</u>
<u>States</u>			
Alabama	\$1600.00	1LPSB	(I)
Florida	\$1600.00	1LPSB	(I)
Georgia	\$1600.00	1LPSB	(I)
Kentucky	\$1600.00	1LPSB	(I)
Louisiana	\$1600.00	1LPSB	(I)
Mississippi	\$1600.00	1LPSB	(I)
North Carolina	\$1600.00	1LPSB	(I)
South Carolina	\$1600.00	1LPSB	(I)
Tennessee	\$1600.00	1LPSB	(I)

\*\*\*\*\*

BELLSOUTH TELECOMMUNICATIONS, INC.  
BY: Operations Manager - Pricing  
29G57, 675 W. Peachtree St., N.E.  
Atlanta, Georgia 30375  
ISSUED: OCTOBER 31, 2001

TARIFF F.C.C. NO. 1  
1ST REVISED PAGE 23-181  
CANCELS ORIGINAL PAGE 23-181

EFFECTIVE: NOVEMBER 1, 2001

ACCESS SERVICE

23 - Metropolitan Statistical Area Access Services (Cont'd)

23.5 Rates and Charges (Cont'd)

23.5.2 BellSouth SPA Service (Cont'd)

23.5.2.9 High Capacity (a.k.a. BellSouth SPA High Capacity) Service (Cont'd)

(B) Interoffice Channel (Cont'd)

(5) LightGate service (a.k.a. BellSouth SPA Point to Point Network)  
Interoffice Channel (Cont'd)

(b) LightGate STS-1 service (a.k.a. BellSouth SPA Point to Point  
Network) Interoffice Channel System (1 DS3 Capacity) (Cont'd)

Mileage Band 9-25  
Fixed, per System (Cont'd)

Zone 3	Month to Month <u>Rates</u>	<u>USOC</u>	
<u>States</u>			
Alabama	\$1600.00	1LPSB	(I)
Florida	\$1600.00	1LPSB	(I)
Georgia	\$1600.00	1LPSB	(I)
Kentucky	\$1600.00	1LPSB	(I)
Louisiana	\$1600.00	1LPSB	(I)
Mississippi	\$1600.00	1LPSB	(I)
North Carolina	\$1600.00	1LPSB	(I)
South Carolina	\$1600.00	1LPSB	(I)
Tennessee	\$1600.00	1LPSB	(I)

Mileage Band 9-25  
Per Mile

Zone 1	Month to Month <u>Rates</u>	<u>USOC</u>	
<u>States</u>			
Alabama	\$130.00	1LPEC	(I)
Florida	\$130.00	1LPEC	(I)
Georgia	\$130.00	1LPEC	(I)
Kentucky	\$130.00	1LPEC	(I)
Louisiana	\$130.00	1LPEC	(I)
Mississippi	\$130.00	1LPEC	(I)
North Carolina	\$130.00	1LPEC	(I)
South Carolina	\$130.00	1LPEC	(I)
Tennessee	\$130.00	1LPEC	(I)

\*\*\*\*\*



BELLSOUTH TELECOMMUNICATIONS, INC.  
BY: Operations Manager - Pricing  
29G57, 675 W. Peachtree St., N.E.  
Atlanta, Georgia 30375  
ISSUED: OCTOBER 31, 2001

TARIFF F.C.C. NO. 1  
1ST REVISED PAGE 23-182  
CANCELS ORIGINAL PAGE 23-182

EFFECTIVE: NOVEMBER 1, 2001

ACCESS SERVICE

23 - Metropolitan Statistical Area Access Services (Cont'd)

23.5 Rates and Charges (Cont'd)

23.5.2 BellSouth SPA Service (Cont'd)

23.5.2.9 High Capacity (a.k.a. BellSouth SPA High Capacity) Service (Cont'd)

(B) Interoffice Channel (Cont'd)

(5) LightGate service (a.k.a. BellSouth SPA Point to Point Network)  
Interoffice Channel (Cont'd)

(b) LightGate STS-1 service (a.k.a. BellSouth SPA Point to Point  
Network) Interoffice Channel System (1 DS3 Capacity) (Cont'd)

Mileage Band 9-25  
Per Mile (Cont'd)

Zone 2	Month to Month Rates	USOC	
<u>States</u>			
Alabama	\$130.00	1LPEC	(I)
Florida	\$130.00	1LPEC	(I)
Georgia	\$130.00	1LPEC	(I)
Kentucky	\$130.00	1LPEC	(I)
Louisiana	\$130.00	1LPEC	(I)
Mississippi	\$130.00	1LPEC	(I)
North Carolina	\$130.00	1LPEC	(I)
South Carolina	\$130.00	1LPEC	(I)
Tennessee	\$130.00	1LPEC	(I)

Zone 3	Month to Month Rates	USOC	
<u>States</u>			
Alabama	\$130.00	1LPEC	(I)
Florida	\$130.00	1LPEC	(I)
Georgia	\$130.00	1LPEC	(I)
Kentucky	\$130.00	1LPEC	(I)
Louisiana	\$130.00	1LPEC	(I)
Mississippi	\$130.00	1LPEC	(I)
North Carolina	\$130.00	1LPEC	(I)
South Carolina	\$130.00	1LPEC	(I)
Tennessee	\$130.00	1LPEC	(I)

\*\*\*\*\*

BELLSOUTH TELECOMMUNICATIONS, INC.  
 BY: Operations Manager - Pricing  
 29G57, 675 W. Peachtree St., N.E.  
 Atlanta, Georgia 30375  
 ISSUED: OCTOBER 31, 2001

TARIFF F.C.C. NO. 1  
 1ST REVISED PAGE 23-183  
 CANCELS ORIGINAL PAGE 23-183  
 EFFECTIVE: NOVEMBER 1, 2001

# ACCESS SERVICE

## 23 - Metropolitan Statistical Area Access Services (Cont'd)

### 23.5 Rates and Charges (Cont'd)

#### 23.5.2 BellSouth SPA Service (Cont'd)

##### 23.5.2.9 High Capacity (a.k.a. BellSouth SPA High Capacity) Service (Cont'd)

###### (B) Interoffice Channel (Cont'd)

(5) LightGate service (a.k.a. BellSouth SPA Point to Point Network)  
 Interoffice Channel (Cont'd)

(b) LightGate STS-1 service (a.k.a. BellSouth SPA Point to Point  
 Network) Interoffice Channel System (1 DS3 Capacity) (Cont'd)

Mileage Band 26+  
 Fixed, per System

	<u>ALL STATES</u>		
	<u>Nonrecurring Charge</u>	<u>USOC</u>	
	\$190.00	1LPSC	
Zone 1	Month to Month Rates	<u>USOC</u>	
<u>States</u>			
Alabama	\$1870.00	1LPSC	(I)
Florida	\$1870.00	1LPSC	(I)
Georgia	\$1870.00	1LPSC	(I)
Kentucky	\$1870.00	1LPSC	(I)
Louisiana	\$1870.00	1LPSC	(I)
Mississippi	\$1870.00	1LPSC	(I)
North Carolina	\$1870.00	1LPSC	(I)
South Carolina	\$1870.00	1LPSC	(I)
Tennessee	\$1870.00	1LPSC	(I)
Zone 2	Month to Month Rates	<u>USOC</u>	
<u>States</u>			
Alabama	\$1870.00	1LPSC	(I)
Florida	\$1870.00	1LPSC	(I)
Georgia	\$1870.00	1LPSC	(I)
Kentucky	\$1870.00	1LPSC	(I)
Louisiana	\$1870.00	1LPSC	(I)
Mississippi	\$1870.00	1LPSC	(I)
North Carolina	\$1870.00	1LPSC	(I)
South Carolina	\$1870.00	1LPSC	(I)
Tennessee	\$1870.00	1LPSC	(I)

\*\*\*\*\*

BELLSOUTH TELECOMMUNICATIONS, INC.  
BY: Operations Manager - Pricing  
29G57, 675 W. Peachtree St., N.E.  
Atlanta, Georgia 30375  
ISSUED: OCTOBER 31, 2001

TARIFF F.C.C. NO. 1  
1ST REVISED PAGE 23-184  
CANCELS ORIGINAL PAGE 23-184

EFFECTIVE: NOVEMBER 1, 2001

ACCESS SERVICE

23 - Metropolitan Statistical Area Access Services (Cont'd)

23.5 Rates and Charges (Cont'd)

23.5.2 BellSouth SPA Service (Cont'd)

23.5.2.9 High Capacity (a.k.a. BellSouth SPA High Capacity) Service (Cont'd)

(B) Interoffice Channel (Cont'd)

(5) LightGate service (a.k.a. BellSouth SPA Point to Point Network)  
Interoffice Channel (Cont'd)

(b) LightGate STS-1 service (a.k.a. BellSouth SPA Point to Point  
Network) Interoffice Channel System (1 DS3 Capacity) (Cont'd)

Mileage Band 26+  
Fixed, per System (Cont'd)

Zone 3	Month to Month Rates	USOC	
<u>States</u>			
Alabama	\$1870.00	1LPSC	(I)
Florida	\$1870.00	1LPSC	(I)
Georgia	\$1870.00	1LPSC	(I)
Kentucky	\$1870.00	1LPSC	(I)
Louisiana	\$1870.00	1LPSC	(I)
Mississippi	\$1870.00	1LPSC	(I)
North Carolina	\$1870.00	1LPSC	(I)
South Carolina	\$1870.00	1LPSC	(I)
Tennessee	\$1870.00	1LPSC	(I)

Mileage Band 26+  
Per Mile

Zone 1	Month to Month Rates	USOC	
<u>States</u>			
Alabama	\$130.00	1LPED	(I)
Florida	\$130.00	1LPED	(I)
Georgia	\$130.00	1LPED	(I)
Kentucky	\$130.00	1LPED	(I)
Louisiana	\$130.00	1LPED	(I)
Mississippi	\$130.00	1LPED	(I)
North Carolina	\$130.00	1LPED	(I)
South Carolina	\$130.00	1LPED	(I)
Tennessee	\$130.00	1LPED	(I)

\*\*\*\*\*

BELLSOUTH TELECOMMUNICATIONS, INC.  
BY: Operations Manager - Pricing  
29G57, 675 W. Peachtree St., N.E.  
Atlanta, Georgia 30375  
ISSUED: OCTOBER 31, 2001

TARIFF F.C.C. NO. 1  
1ST REVISED PAGE 23-185  
CANCELS ORIGINAL PAGE 23-185

EFFECTIVE: NOVEMBER 1, 2001

ACCESS SERVICE

23 - Metropolitan Statistical Area Access Services (Cont'd)

23.5 Rates and Charges (Cont'd)

23.5.2 BellSouth SPA Service (Cont'd)

23.5.2.9 High Capacity (a.k.a. BellSouth SPA High Capacity) Service (Cont'd)

(B) Interoffice Channel (Cont'd)

(5) LightGate service (a.k.a. BellSouth SPA Point to Point Network)  
Interoffice Channel (Cont'd)

(b) LightGate STS-1 service (a.k.a. BellSouth SPA Point to Point  
Network) Interoffice Channel System (1 DS3 Capacity) (Cont'd)

Mileage Band 26+  
Per Mile (Cont'd)

Zone 2	Month to Month <u>Rates</u>	<u>USOC</u>	
<u>States</u>			
Alabama	\$130.00	1LPED	(I)
Florida	\$130.00	1LPED	(I)
Georgia	\$130.00	1LPED	(I)
Kentucky	\$130.00	1LPED	(I)
Louisiana	\$130.00	1LPED	(I)
Mississippi	\$130.00	1LPED	(I)
North Carolina	\$130.00	1LPED	(I)
South Carolina	\$130.00	1LPED	(I)
Tennessee	\$130.00	1LPED	(I)
Zone 3	Month to Month <u>Rates</u>	<u>USOC</u>	
<u>States</u>			
Alabama	\$130.00	1LPED	(I)
Florida	\$130.00	1LPED	(I)
Georgia	\$130.00	1LPED	(I)
Kentucky	\$130.00	1LPED	(I)
Louisiana	\$130.00	1LPED	(I)
Mississippi	\$130.00	1LPED	(I)
North Carolina	\$130.00	1LPED	(I)
South Carolina	\$130.00	1LPED	(I)
Tennessee	\$130.00	1LPED	(I)

\*\*\*\*\*

EFFECTIVE: JANUARY 23, 2001

ACCESS SERVICE

			(N)
23 - Metropolitan Statistical Area Access Services(Cont'd)			(N)
23.5 <u>Rates and Charges</u> (Cont'd)			(N)
23.5.2 <u>BellSouth SPA Service</u> (Cont'd)			(N)
23.5.2.9 <u>High Capacity (a.k.a. BellSouth SPA High Capacity) Service</u> (Cont'd)			(N)
(B) Interoffice Channel (Cont'd)			(N)
(5) LightGate service (a.k.a. BellSouth SPA Point to Point Network) Interoffice Channel (Cont'd)			(N)
(c) LightGate OC-3 service (a.k.a. BellSouth SPA Point to Point Network OC-3 capacity) System			(N)
Mileage Band 0-8			(N)
Fixed, per System			(N)
	ALL STATES		(N)
	Nonrecurring Charge	<u>USOC</u>	(N)
	\$190.00	1LPS4	(N)
<u>Zone 1</u>	Month to Month	<u>USOC</u>	(N)
<u>States</u>			(N)
Alabama	\$2100.00	1LPS4	(N)
Florida	\$2100.00	1LPS4	(N)
Georgia	\$2100.00	1LPS4	(N)
Kentucky	\$2100.00	1LPS4	(N)
Louisiana	\$2100.00	1LPS4	(N)
Mississippi	\$2100.00	1LPS4	(N)
North Carolina	\$2100.00	1LPS4	(N)
South Carolina	\$2100.00	1LPS4	(N)
Tennessee	\$2100.00	1LPS4	(N)
<u>Zone 2</u>	Month to Month	<u>USOC</u>	(N)
<u>States</u>			(N)
Alabama	\$2100.00	1LPS4	(N)
Florida	\$2100.00	1LPS4	(N)
Georgia	\$2100.00	1LPS4	(N)
Kentucky	\$2100.00	1LPS4	(N)
Louisiana	\$2100.00	1LPS4	(N)
Mississippi	\$2100.00	1LPS4	(N)
North Carolina	\$2100.00	1LPS4	(N)
South Carolina	\$2100.00	1LPS4	(N)
Tennessee	\$2100.00	1LPS4	(N)

BELLSOUTH TELECOMMUNICATIONS, INC.  
 BY: Operations Manager - Pricing  
 29G57, 675 W. Peachtree St., N.E.  
 Atlanta, Georgia 30375  
 ISSUED: JANUARY 22, 2001

TARIFF F.C.C. NO. 1  
 ORIGINAL PAGE 23-187

EFFECTIVE: JANUARY 23, 2001

ACCESS SERVICE

- 23 - Metropolitan Statistical Area Access Services (Cont'd) (N)
- 23.5 Rates and Charges (Cont'd) (N)
- 23.5.2 BellSouth SPA Service (Cont'd) (N)
- 23.5.2.9 High Capacity (a.k.a. BellSouth SPA High Capacity) Service (Cont'd) (N)
- (B) Interoffice Channel (Cont'd) (N)
- (5) LightGate service (a.k.a. BellSouth SPA Point to Point Network) Interoffice Channel (Cont'd) (N)
- (c) LightGate OC-3 service (a.k.a. BellSouth SPA Point to Point Network OC-3 capacity) System (N)
- Mileage Band 0-8 (N)
- Fixed, per System (Cont'd) (N)

Month  
to  
Month  
Rates

USOC

Zone 3

Alabama	\$2100.00	1LPS4
Florida	\$2100.00	1LPS4
Georgia	\$2100.00	1LPS4
Kentucky	\$2100.00	1LPS4
Louisiana	\$2100.00	1LPS4
Mississippi	\$2100.00	1LPS4
North Carolina	\$2100.00	1LPS4
South Carolina	\$2100.00	1LPS4
Tennessee	\$2100.00	1LPS4

Mileage Band 0-8  
Per Mile

Month  
to  
Month  
Rates

USOC

Zone 1

States

Alabama	\$ 225.00	1LPE4
Florida	\$ 225.00	1LPE4
Georgia	\$ 225.00	1LPE4
Kentucky	\$ 225.00	1LPE4
Louisiana	\$ 225.00	1LPE4
Mississippi	\$ 225.00	1LPE4
North Carolina	\$ 225.00	1LPE4
South Carolina	\$ 225.00	1LPE4
Tennessee	\$ 225.00	1LPE4

\*\*\*\*\*

EFFECTIVE: JANUARY 23, 2001

ACCESS SERVICE

- 23 - Metropolitan Statistical Area Access Services (Cont'd) (N)
- 23.5 Rates and Charges (Cont'd) (N)
- 23.5.2 BellSouth SPA Service (Cont'd) (N)
- 23.5.2.9 High Capacity (a.k.a. BellSouth SPA High Capacity) Service (Cont'd) (N)
- (B) Interoffice Channel (Cont'd) (N)
- (5) LightGate service (a.k.a. BellSouth SPA Point to Point Network) Interoffice Channel(Cont'd) (N)
- (c) LightGate OC-3 service (a.k.a. BellSouth SPA Point to Point Network OC-3 capacity) System (Cont'd) (N)
- Mileage Band 0-8  
 Per Mile (Cont'd) (N)

	Month to Month Rates	USOC	(N)
<u>Zone 2</u>			(N)
Alabama	\$ 225.00	1LPE4	(N)
Florida	\$ 225.00	1LPE4	(N)
Georgia	\$ 225.00	1LPE4	(N)
Kentucky	\$ 225.00	1LPE4	(N)
Louisiana	\$ 225.00	1LPE4	(N)
Mississippi	\$ 225.00	1LPE4	(N)
North Carolina	\$ 225.00	1LPE4	(N)
South Carolina	\$ 225.00	1LPE4	(N)
Tennessee	\$ 225.00	1LPE4	(N)

	Month to Month Rates	USOC	(N)
<u>Zone 3</u>			(N)
<u>States</u>			(N)
Alabama	\$ 225.00	1LPE4	(N)
Florida	\$ 225.00	1LPE4	(N)
Georgia	\$ 225.00	1LPE4	(N)
Kentucky	\$ 225.00	1LPE4	(N)
Louisiana	\$ 225.00	1LPE4	(N)
Mississippi	\$ 225.00	1LPE4	(N)
North Carolina	\$ 225.00	1LPE4	(N)
South Carolina	\$ 225.00	1LPE4	(N)
Tennessee	\$ 225.00	1LPE4	(N)

EFFECTIVE: JANUARY 23, 2001

ACCESS SERVICE

	(N)
23 - Metropolitan Statistical Area Access Services(Cont'd)	(N)
23.5 <u>Rates and Charges</u> (Cont'd)	(N)
23.5.2 <u>BellSouth SPA Service</u> (Cont'd)	(N)
23.5.5.9 <u>High Capacity (a.k.a. BellSouth SPA High Capacity) Service</u> (Cont'd)	(N)
(B) Interoffice Channel (Cont'd)	(N)
(5) LightGate service (a.k.a. BellSouth SPA Point to Point Network) Interoffice Channel (Cont'd)	(N)
(c) LightGate OC-3 service (a.k.a. BellSouth SPA Point to Point Network OC-3 capacity) System (Cont'd)	(N)
Mileage Band 9-25	(N)
Fixed, per System	(N)

ALL STATES

		<u>USOC</u>	(N)
	Nonrecurring Charge		(N)
	\$190.00	1LPS5	(N)
	Month to Month Rates		(N)
		<u>USOC</u>	(N)
<u>Zone 1</u>			(N)
<u>States</u>			(N)
Alabama	\$2600.00	1LPS5	(N)
Florida	\$2600.00	1LPS5	(N)
Georgia	\$2600.00	1LPS5	(N)
Kentucky	\$2600.00	1LPS5	(N)
Louisiana	\$2600.00	1LPS5	(N)
Mississippi	\$2600.00	1LPS5	(N)
North Carolina	\$2600.00	1LPS5	(N)
South Carolina	\$2600.00	1LPS5	(N)
Tennessee	\$2600.00	1LPS5	(N)
	Month to Month Rates		(N)
<u>Zone 2</u>		<u>USOC</u>	(N)
<u>States</u>			(N)
Alabama	\$2600.00	1LPS5	(N)
Florida	\$2600.00	1LPS5	(N)
Georgia	\$2600.00	1LPS5	(N)
Kentucky	\$2600.00	1LPS5	(N)
Louisiana	\$2600.00	1LPS5	(N)
Mississippi	\$2600.00	1LPS5	(N)
North Carolina	\$2600.00	1LPS5	(N)
South Carolina	\$2600.00	1LPS5	(N)
Tennessee	\$2600.00	1LPS5	(N)



EFFECTIVE: JANUARY 23, 2001

ACCESS SERVICE

- 23 - Metropolitan Statistical Area Access Services(Cont'd) (N)
- 23.5 Rates and Charges (Cont'd) (N)
- 23.5.2 BellSouth SPA Service (Cont'd) (N)
- 23.5.2.9 High Capacity (a.k.a. BellSouth SPA High Capacity) Service (Cont'd) (N)
- (B) Interoffice Channel (Cont'd) (N)
- (5) LightGate service (a.k.a. BellSouth SPA Point to Point Network) Interoffice Channel (Cont'd) (N)
- (c) LightGate service (a.k.a. BellSouth SPA Point to Point Network OC-3 capacity) System (Cont'd) (N)
- Mileage Band 9-25  
 Fixed, per System (Cont'd) (N)

	Month to Month		
<u>Rates</u>		<u>USOC</u>	
<u>Zone 3</u>			(N)
<u>States</u>			(N)
Alabama	\$2600.00	1LPS5	(N)
Florida	\$2600.00	1LPS5	(N)
Georgia	\$2600.00	1LPS5	(N)
Kentucky	\$2600.00	1LPS5	(N)
Louisiana	\$2600.00	1LPS5	(N)
Mississippi	\$2600.00	1LPS5	(N)
North Carolina	\$2600.00	1LPS5	(N)
South Carolina	\$2600.00	1LPS5	(N)
Tennessee	\$2600.00	1LPS5	(N)

Mileage Band 9-25  
 Per Mile (N)

	Month to Month <u>Rates</u>	<u>USOC</u>	
<u>Zone 1</u>			(N)
<u>States</u>			(N)
Alabama	\$ 225.00	1LPE5	(N)
Florida	\$ 225.00	1LPE5	(N)
Georgia	\$ 225.00	1LPE5	(N)
Kentucky	\$ 225.00	1LPE5	(N)
Louisiana	\$ 225.00	1LPE5	(N)
Mississippi	\$ 225.00	1LPE5	(N)
North Carolina	\$ 225.00	1LPE5	(N)
South Carolina	\$ 225.00	1LPE5	(N)
Tennessee	\$ 225.00	1LPE5	(N)

BELLSOUTH TELECOMMUNICATIONS, INC.  
BY: Operations Manager - Pricing  
29G57, 675 W. Peachtree St., N.E.  
Atlanta, Georgia 30375  
ISSUED: JANUARY 22, 2001

TARIFF F.C.C. NO. 1  
ORIGINAL PAGE 23-191

EFFECTIVE: JANUARY 23, 2001

ACCESS SERVICE

- 23 - Metropolitan Statistical Area Access Services (Cont'd) (N)
- 23.5 Rates and Charges (Cont'd) (N)
- 23.5.2 BellSouth SPA Service (Cont'd) (N)
- 23.5.2.9 High Capacity (a.k.a. BellSouth SPA High Capacity) Service (Cont'd) (N)
- (B) Interoffice Channel(Cont'd) (N)
- (5) LightGate service (a.k.a. BellSouth SPA Point to Point Network) Interoffice Channel(Cont'd) (N)
- (c) LightGate OC-3 service (a.k.a. BellSouth SPA Point to Point Network OC-3 capacity) System (Cont'd) (N)
- Mileage Band 9-25 (Cont'd) (N)
- Per Mile (N)

<u>Zone 2</u>	Month to Month <u>Rates</u>	<u>USOC</u>	(N)
<u>States</u>			(N)
Alabama	\$ 225.00	1LPE5	(N)
Florida	\$ 225.00	1LPE5	(N)
Georgia	\$ 225.00	1LPE5	(N)
Kentucky	\$ 225.00	1LPE5	(N)
Louisiana	\$ 225.00	1LPE5	(N)
Mississippi	\$ 225.00	1LPE5	(N)
North Carolina	\$ 225.00	1LPE5	(N)
South Carolina	\$ 225.00	1LPE5	(N)
Tennessee	\$ 225.00	1LPE5	(N)
			(N)
<u>Zone 3</u>	Month to Month <u>Rates</u>	<u>USOC</u>	(N)
<u>States</u>			(N)
Alabama	\$ 225.00	1LPE5	(N)
Florida	\$ 225.00	1LPE5	(N)
Georgia	\$ 225.00	1LPE5	(N)
Kentucky	\$ 225.00	1LPE5	(N)
Louisiana	\$ 225.00	1LPE5	(N)
Mississippi	\$ 225.00	1LPE5	(N)
North Carolina	\$ 225.00	1LPE5	(N)
South Carolina	\$ 225.00	1LPE5	(N)
Tennessee	\$ 225.00	1LPE5	(N)

\*\*\*\*\*

EFFECTIVE: JANUARY 23, 2001

ACCESS SERVICE

	(N)
23 - Metropolitan Statistical Area Access Services (Cont'd)	(N)
23.5 <u>Rates and Charges</u> (Cont'd)	(N)
23.5.2 <u>BellSouth SPA Service</u> (Cont'd)	(N)
23.5.2.9 <u>High Capacity (a.k.a. BellSouth SPA High Capacity) Service</u> (Cont'd)	(N)
(B) Interoffice Channel (Cont'd)	(N)
(5) LightGate service (a.k.a. BellSouth SPA Point to Point Network) Interoffice Channel (Cont'd)	(N)
(c) LightGate OC-3 service (a.k.a. BellSouth SPA Point to Point Network OC-3 capacity) System (Cont'd)	(N)
Mileage Band 26+ Fixed, per System	(N)

	ALL STATES		(N)
	Nonrecurring	USOC	(N)
	Charge		(N)
	\$190.00	1LPS7	(N)
			(N)
	Month		(N)
	to		(N)
	Month		(N)
	<u>Rates</u>	USOC	(N)
<u>Zone 1</u>			(N)
<u>States</u>			(N)
Alabama	\$3600.00	1LPS7	(N)
Florida	\$3600.00	1LPS7	(N)
Georgia	\$3600.00	1LPS7	(N)
Kentucky	\$3600.00	1LPS7	(N)
Louisiana	\$3600.00	1LPS7	(N)
Mississippi	\$3600.00	1LPS7	(N)
North Carolina	\$3600.00	1LPS7	(N)
South Carolina	\$3600.00	1LPS7	(N)
Tennessee	\$3600.00	1LPS7	(N)
	Month		(N)
	to		(N)
	Month		(N)
<u>Zone 2</u>	<u>Rates</u>	USOC	(N)
<u>States</u>			(N)
Alabama	\$3600.00	1LPS7	(N)
Florida	\$3600.00	1LPS7	(N)
Georgia	\$3600.00	1LPS7	(N)
Kentucky	\$3600.00	1LPS7	(N)
Louisiana	\$3600.00	1LPS7	(N)
Mississippi	\$3600.00	1LPS7	(N)
North Carolina	\$3600.00	1LPS7	(N)
South Carolina	\$3600.00	1LPS7	(N)
Tennessee	\$3600.00	1LPS7	(N)

BELLSOUTH TELECOMMUNICATIONS, INC.  
BY: Operations Manager - Pricing  
29G57, 675 W. Peachtree St., N.E.  
Atlanta, Georgia 30375  
ISSUED: JANUARY 22, 2001

TARIFF F.C.C. NO. 1  
ORIGINAL PAGE 23-193

EFFECTIVE: JANUARY 23, 2001

ACCESS SERVICE

23 - Metropolitan Statistical Area Access Services (Cont'd) (N)  
23.5 Rates and Charges (Cont'd) (N)  
23.5.2 BellSouth SPA Service (Cont'd) (N)  
23.5.2.9 High Capacity (a.k.a. BellSouth SPA High Capacity) Service (Cont'd) (N)  
(B) Interoffice Channel(Cont'd) (N)  
(5) LightGate service (Cont'd) (N)  
(c) LightGate OC-3 service (a.k.a. BellSouth SPA Point to Point  
Network OC-3 capacity) System (Cont'd) (N)  
Mileage Band 26+ (N)  
Fixed, per System (Cont'd) (N)

<u>Zone 3</u>	Month to Month <u>Rates</u>	<u>USOC</u>	(N)
<u>States</u>			(N)
Alabama	\$3600.00	1LPS7	(N)
Florida	\$3600.00	1LPS7	(N)
Georgia	\$3600.00	1LPS7	(N)
Kentucky	\$3600.00	1LPS7	(N)
Louisiana	\$3600.00	1LPS7	(N)
Mississippi	\$3600.00	1LPS7	(N)
North Carolina	\$3600.00	1LPS7	(N)
South Carolina	\$3600.00	1LPS7	(N)
Tennessee	\$3600.00	1LPS7	(N)
Mileage Band 26+ Per Mile			(N)
	Month to Month <u>Rates</u>		(N)
<u>Zone 1</u>		<u>USOC</u>	(N)
<u>States</u>			(N)
Alabama	\$225.00	1LPE7	(N)
Florida	\$225.00	1LPE7	(N)
Georgia	\$225.00	1LPE7	(N)
Kentucky	\$225.00	1LPE7	(N)
Louisiana	\$225.00	1LPE7	(N)
Mississippi	\$225.00	1LPE7	(N)
North Carolina	\$225.00	1LPE7	(N)
South Carolina	\$225.00	1LPE7	(N)
Tennessee	\$225.00	1LPE7	(N)

\*\*\*\*\*

BELLSOUTH TELECOMMUNICATIONS, INC.  
 BY: Operations Manager - Pricing  
 29G57, 675 W. Peachtree St., N.E.  
 Atlanta, Georgia 30375  
 ISSUED: JANUARY 22, 2001

TARIFF F.C.C. NO. 1  
 ORIGINAL PAGE 23-194

EFFECTIVE: JANUARY 23, 2001

ACCESS SERVICE

- (N)
- 23 - Metropolitan Statistical Area Access Services (Cont'd) (N)
- 23.5 Rates and Charges (Cont'd) (N)
- 23.5.2 BellSouth SPA Service (Cont'd) (N)
- 23.5.2.9 High Capacity (a.k.a. BellSouth SPA High Capacity) Service (Cont'd) (N)
- (B) Interoffice Channel(Cont'd) (N)
- (5) LightGate service (a.k.a. BellSouth SPA Point to Point Network) Interoffice Channel (N)
- (c) LightGate OC-3 service (a.k.a. BellSouth SPA Point to Point Network OC-3 capacity) System (Cont'd) (N)
- Mileage Band 26+ Per Mile (Cont'd) (N)

	Month to Month Rates	USOC	(N)
<u>Zone 2</u>			(N)
<u>States</u>			(N)
Alabama	\$225.00	1LPE7	(N)
Florida	\$225.00	1LPE7	(N)
Georgia	\$225.00	1LPE7	(N)
Kentucky	\$225.00	1LPE7	(N)
Louisiana	\$225.00	1LPE7	(N)
Mississippi	\$225.00	1LPE7	(N)
North Carolina	\$225.00	1LPE7	(N)
South Carolina	\$225.00	1LPE7	(N)
Tennessee	\$225.00	1LPE7	(N)

	Month to Month Rates	USOC	(N)
<u>Zone 3</u>			(N)
<u>States</u>			(N)
Alabama	\$225.00	1LPE7	(N)
Florida	\$225.00	1LPE7	(N)
Georgia	\$225.00	1LPE7	(N)
Kentucky	\$225.00	1LPE7	(N)
Louisiana	\$225.00	1LPE7	(N)
Mississippi	\$225.00	1LPE7	(N)
North Carolina	\$225.00	1LPE7	(N)
South Carolina	\$225.00	1LPE7	(N)
Tennessee	\$225.00	1LPE7	(N)

\*\*\*\*\*

BELLSOUTH TELECOMMUNICATIONS, INC.  
BY: Operations Manager - Pricing  
29G57, 675 W. Peachtree St., N.E.  
Atlanta, Georgia 30375  
ISSUED: JANUARY 22, 2001

TARIFF F.C.C. NO. 1  
ORIGINAL PAGE 23-195

EFFECTIVE: JANUARY 23, 2001

ACCESS SERVICE

			(N)
23 - Metropolitan Statistical Area Access Services (Cont'd)			(N)
23.5 <u>Rates and Charges</u> (Cont'd)			(N)
23.5.2 <u>BellSouth SPA Service</u> (Cont'd)			(N)
23.5.2.9 <u>High Capacity (a.k.a. BellSouth SPA High Capacity) Service</u> (Cont'd)			(N)
(B) Interoffice Channel (Cont'd)			(N)
(5) LightGate service (a.k.a. BellSouth SPA Point to Point Network) Interoffice Channel (Cont'd)			(N)
(d) LightGate OC-12 service (a.k.a. BellSouth SPA Point to Point Network OC-12 capacity) System			(N)
Mileage Band 0-8			(N)
Fixed, per System			(N)
	ALL STATES		(N)
	Nonrecurring Charge	<u>USOC</u>	(N)
	\$190.00	1LPSD	(N)
<u>Zone 1</u>	Month to Month Rates	<u>USOC</u>	(N)
<u>States</u>			(N)
Alabama	\$ 4000.00	1LPSD	(N)
Florida	\$ 4000.00	1LPSD	(N)
Georgia	\$ 4000.00	1LPSD	(N)
Kentucky	\$ 4000.00	1LPSD	(N)
Louisiana	\$ 4000.00	1LPSD	(N)
Mississippi	\$ 4000.00	1LPSD	(N)
North Carolina	\$ 4000.00	1LPSD	(N)
South Carolina	\$ 4000.00	1LPSD	(N)
Tennessee	\$ 4000.00	1LPSD	(N)
<u>Zone 2</u>	Month to Month Rates	<u>USOC</u>	(N)
<u>States</u>			(N)
Alabama	\$ 4000.00	1LPSD	(N)
Florida	\$ 4000.00	1LPSD	(N)
Georgia	\$ 4000.00	1LPSD	(N)
Kentucky	\$ 4000.00	1LPSD	(N)
Louisiana	\$ 4000.00	1LPSD	(N)
Mississippi	\$ 4000.00	1LPSD	(N)
North Carolina	\$ 4000.00	1LPSD	(N)
South Carolina	\$ 4000.00	1LPSD	(N)
Tennessee	\$ 4000.00	1LPSD	(N)

\*\*\*\*\*

BELLSOUTH TELECOMMUNICATIONS, INC.  
BY: Operations Manager - Pricing  
29G57, 675 W. Peachtree St., N.E.  
Atlanta, Georgia 30375  
ISSUED: JANUARY 22, 2001

TARIFF F.C.C. NO. 1  
ORIGINAL PAGE 23-196

EFFECTIVE: JANUARY 23, 2001

ACCESS SERVICE

23 - Metropolitan Statistical Area Access Services (Cont'd) (N)

23.5 Rates and Charges (Cont'd) (N)

23.5.2 BellSouth SPA Service (Cont'd) (N)

23.5.9 High Capacity (a.k.a. BellSouth SPA High Capacity) Service (Cont'd) (N)

(B) Interoffice Channel (Cont'd) (N)

(5) LightGate service (a.k.a. BellSouth SPA Point to  
Point Network) Interoffice Channel (Cont'd) (N)

(d) LightGate OC-12 service (a.k.a. BellSouth SPA Point to  
Point Network OC-12 capacity) System (Cont'd) (N)

Mileage Band 0-8  
Fixed, per System (Cont'd) (N)

Month  
to  
Month  
Rates USOC

Zone 3 (N)

States (N)

Alabama	\$ 4000.00	1LPSD	(N)
Florida	\$ 4000.00	1LPSD	(N)
Georgia	\$ 4000.00	1LPSD	(N)
Kentucky	\$ 4000.00	1LPSD	(N)
Louisiana	\$ 4000.00	1LPSD	(N)
Mississippi	\$ 4000.00	1LPSD	(N)
North Carolina	\$ 4000.00	1LPSD	(N)
South Carolina	\$ 4000.00	1LPSD	(N)
Tennessee	\$ 4000.00	1LPSD	(N)

Mileage Band 0-8  
Per Mile (N)

Month  
to  
Month  
Rates USOC

Zone 1 (N)

States (N)

Alabama	\$ 400.00	1LPEE	(N)
Florida	\$ 400.00	1LPEE	(N)
Georgia	\$ 400.00	1LPEE	(N)
Kentucky	\$ 400.00	1LPEE	(N)
Louisiana	\$ 400.00	1LPEE	(N)
Mississippi	\$ 400.00	1LPEE	(N)
North Carolina	\$ 400.00	1LPEE	(N)
South Carolina	\$ 400.00	1LPEE	(N)
Tennessee	\$ 400.00	1LPEE	(N)

\*\*\*\*\*

BELLSOUTH TELECOMMUNICATIONS, INC.  
 BY: Operations Manager - Pricing  
 29G57, 675 W. Peachtree St., N.E.  
 Atlanta, Georgia 30375  
 ISSUED: JANUARY 22, 2001

TARIFF F.C.C. NO. 1  
 ORIGINAL PAGE 23-197

EFFECTIVE: JANUARY 23, 2001

ACCESS SERVICE

- 23 - Metropolitan Statistical Area Access Services (Cont'd) (N)
- 23.5 Rates and Charges (Cont'd) (N)
- 23.5.2 BellSouth SPA Service (Cont'd) (N)
- 23.5.2.9 High Capacity (a.k.a. BellSouth SPA High Capacity) Service (Cont'd) (N)
- (B) Interoffice Channel(Cont'd) (N)
- (5) LightGate service (a.k.a. BellSouth SPA Point to Point Network) Interoffice Channel(Cont'd) (N)
- (d) LightGate OC-12 service (a.k.a. BellSouth SPA Point to Point Network OC-12 capacity) System (Cont'd) (N)
- Mileage Band 0-8  
 Per Mile (Cont'd) (N)

<u>Zone 2</u>	Month to Month <u>Rates</u>	<u>USOC</u>	(N)
<u>States</u>			(N)
Alabama	\$ 400.00	1LPEE	(N)
Florida	\$ 400.00	1LPEE	(N)
Georgia	\$ 400.00	1LPEE	(N)
Kentucky	\$ 400.00	1LPEE	(N)
Louisiana	\$ 400.00	1LPEE	(N)
Mississippi	\$ 400.00	1LPEE	(N)
North Carolina	\$ 400.00	1LPEE	(N)
South Carolina	\$ 400.00	1LPEE	(N)
Tennessee	\$ 400.00	1LPEE	(N)
	Month to Month <u>Rates</u>	<u>USOC</u>	(N)
<u>Zone 3</u>			(N)
<u>States</u>			(N)
Alabama	\$ 400.00	1LPEE	(N)
Florida	\$ 400.00	1LPEE	(N)
Georgia	\$ 400.00	1LPEE	(N)
Kentucky	\$ 400.00	1LPEE	(N)
Louisiana	\$ 400.00	1LPEE	(N)
Mississippi	\$ 400.00	1LPEE	(N)
North Carolina	\$ 400.00	1LPEE	(N)
South Carolina	\$ 400.00	1LPEE	(N)
Tennessee	\$ 400.00	1LPEE	(N)

\*\*\*\*\*



BELLSOUTH TELECOMMUNICATIONS, INC.  
BY: Operations Manager - Pricing  
29G57, 675 W. Peachtree St., N.E.  
Atlanta, Georgia 30375  
ISSUED: JANUARY 22, 2001

TARIFF F.C.C. NO. 1  
ORIGINAL PAGE 23-198

EFFECTIVE: JANUARY 23, 2001

ACCESS SERVICE

			(N)
23 - Metropolitan Statistical Area Access Services (Cont'd)			(N)
23.5 <u>Rates and Charges</u> (Cont'd)			(N)
23.5.2 <u>BellSouth SPA Service</u> (Cont'd)			(N)
23.5.2.9 <u>High Capacity (a.k.a. BellSouth SPA High Capacity) Service</u> (Cont'd)			(N)
(B) Interoffice Channel (Cont'd)			(N)
(5) LightGate service (a.k.a. BellSouth SPA Point to Point Network) Interoffice Channel (Cont'd)			(N)
(d) LightGate OC-12 service (a.k.a. BellSouth SPA Point to Point Network OC-12 capacity) System (Cont'd)			(N)
Mileage Band 9-25			(N)
Fixed, per System			(N)
	ALL STATES		(N)
	Nonrecurring Charge	<u>USOC</u>	(N)
	\$190.00	1LPSE	(N)
	Month to Month Rates	<u>USOC</u>	(N)
<u>Zone 1</u>			(N)
<u>States</u>			(N)
Alabama	\$ 5500.00	1LPSE	(N)
Florida	\$ 5500.00	1LPSE	(N)
Georgia	\$ 5500.00	1LPSE	(N)
Kentucky	\$ 5500.00	1LPSE	(N)
Louisiana	\$ 5500.00	1LPSE	(N)
Mississippi	\$ 5500.00	1LPSE	(N)
North Carolina	\$ 5500.00	1LPSE	(N)
South Carolina	\$ 5500.00	1LPSE	(N)
Tennessee	\$ 5500.00	1LPSE	(N)
	Month to Month Rates	<u>USOC</u>	(N)
<u>Zone 2</u>			(N)
<u>States</u>			(N)
Alabama	\$ 5500.00	1LPSE	(N)
Florida	\$ 5500.00	1LPSE	(N)
Georgia	\$ 5500.00	1LPSE	(N)
Kentucky	\$ 5500.00	1LPSE	(N)
Louisiana	\$ 5500.00	1LPSE	(N)
Mississippi	\$ 5500.00	1LPSE	(N)
North Carolina	\$ 5500.00	1LPSE	(N)
South Carolina	\$ 5500.00	1LPSE	(N)
Tennessee	\$ 5500.00	1LPSE	(N)

\*\*\*\*\*

EFFECTIVE: JANUARY 23, 2001

ACCESS SERVICE

- 23 - Metropolitan Statistical Area Access Services(Cont'd) (N)
- 23.5 Rates and Charges (Cont'd) (N)
- 23.5.2 BellSouth SPA Service (Cont'd) (N)
- 23.5.2.9 High Capacity (a.k.a. BellSouth SPA High Capacity) Service (Cont'd) (N)
- (B) Interoffice Channel (Cont'd) (N)
- (5) LightGate service (a.k.a. BellSouth SPA Point to Point Network) Interoffice Channel (Cont'd) (N)
- (d) LightGate OC-12 service (a.k.a. BellSouth SPA Point to Point Network OC-12 capacity) System (Cont'd) (N)
- Mileage Band 9-25  
 Fixed, per System (Cont'd) (N)

	Month to Month Rates	USOC	
<u>Zone 3</u>			(N)
<u>States</u>			(N)
Alabama	\$ 5500.00	1LPSE	(N)
Florida	\$ 5500.00	1LPSE	(N)
Georgia	\$ 5500.00	1LPSE	(N)
Kentucky	\$ 5500.00	1LPSE	(N)
Louisiana	\$ 5500.00	1LPSE	(N)
Mississippi	\$ 5500.00	1LPSE	(N)
North Carolina	\$ 5500.00	1LPSE	(N)
South Carolina	\$ 5500.00	1LPSE	(N)
Tennessee	\$ 5500.00	1LPSE	(N)
Mileage Band 9-25 Per Mile			(N)

	Month to Month Rates	USOC	
<u>Zone 1</u>			(N)
<u>States</u>			(N)
Alabama	\$ 400.00	1LPEF	(N)
Florida	\$ 400.00	1LPEF	(N)
Georgia	\$ 400.00	1LPEF	(N)
Kentucky	\$ 400.00	1LPEF	(N)
Louisiana	\$ 400.00	1LPEF	(N)
Mississippi	\$ 400.00	1LPEF	(N)
North Carolina	\$ 400.00	1LPEF	(N)
South Carolina	\$ 400.00	1LPEF	(N)
Tennessee	\$ 400.00	1LPEF	(N)

BELLSOUTH TELECOMMUNICATIONS, INC.  
BY: Operations Manager - Pricing  
29G57, 675 W. Peachtree St., N.E.  
Atlanta, Georgia 30375  
ISSUED: JANUARY 22, 2001

TARIFF F.C.C. NO. 1  
ORIGINAL PAGE 23-200

EFFECTIVE: JANUARY 23, 2001

ACCESS SERVICE

23 - Metropolitan Statistical Area Access Services (Cont'd) (N)  
23.5 Rates and Charges (Cont'd) (N)  
23.5.2 BellSouth SPA Service (Cont'd) (N)  
23.5.2.9 High Capacity (a.k.a. BellSouth SPA High Capacity) Service (Cont'd) (N)  
(B) Interoffice Channel (Cont'd) (N)  
(5) LightGate service (a.k.a. BellSouth SPA Point to Point  
Network) Interoffice Channel (Cont'd) (N)  
(d) LightGate OC-12 service (a.k.a. BellSouth SPA Point to Point  
Network OC-12 capacity) System (Cont'd) (N)  
Mileage Band 9-25 (Cont'd) (N)  
Per Mile (N)

	Month to Month Rates	USOC	(N)
<u>Zone 2</u>			
<u>States</u>			(N)
Alabama	\$ 400.00	1LPEF	(N)
Florida	\$ 400.00	1LPEF	(N)
Georgia	\$ 400.00	1LPEF	(N)
Kentucky	\$ 400.00	1LPEF	(N)
Louisiana	\$ 400.00	1LPEF	(N)
Mississippi	\$ 400.00	1LPEF	(N)
North Carolina	\$ 400.00	1LPEF	(N)
South Carolina	\$ 400.00	1LPEF	(N)
Tennessee	\$ 400.00	1LPEF	(N)
		Month	(N)
<u>Zone 3</u>	<u>to Month Rates</u>	<u>USOC</u>	(N)
<u>States</u>			(N)
Alabama	\$ 400.00	1LPEF	(N)
Florida	\$ 400.00	1LPEF	(N)
Georgia	\$ 400.00	1LPEF	(N)
Kentucky	\$ 400.00	1LPEF	(N)
Louisiana	\$ 400.00	1LPEF	(N)
Mississippi	\$ 400.00	1LPEF	(N)
North Carolina	\$ 400.00	1LPEF	(N)
South Carolina	\$ 400.00	1LPEF	(N)
Tennessee	\$ 400.00	1LPEF	(N)

\*\*\*\*\*

BELLSOUTH TELECOMMUNICATIONS, INC.  
BY: Operations Manager - Pricing  
29G57, 675 W. Peachtree St., N.E.  
Atlanta, Georgia 30375  
ISSUED: JANUARY 22, 2001

TARIFF F.C.C. NO. 1  
ORIGINAL PAGE 23-201

EFFECTIVE: JANUARY 23, 2001

ACCESS SERVICE

			(N)
23 - Metropolitan Statistical Area Access Services (Cont'd)			(N)
23.5 <u>Rates and Charges</u> (Cont'd)			(N)
23.5.2 <u>BellSouth SPA Service</u> (Cont'd)			(N)
23.5.2.9 <u>High Capacity (a.k.a. BellSouth SPA High Capacity) Service</u> (Cont'd)			(N)
(B) Interoffice Channel (Cont'd)			(N)
(5) LightGate service (a.k.a. BellSouth SPA Point to Point Network) Interoffice Channel (Cont'd)			(N)
(d) LightGate OC-12 service (a.k.a. BellSouth SPA Point to Point Network OC-12 capacity) System (Cont'd)			(N)
Mileage Band 26+ Fixed, per System			(N)
	ALL STATES		(N)
	Nonrecurring Charge	USOC	(N)
	\$190.00	1LPSF	(N)
	Month to Month Rates	USOC	(N)
<u>Zone 1</u>			(N)
<u>States</u>			(N)
Alabama	\$ 7200.00	1LPSF	(N)
Florida	\$ 7200.00	1LPSF	(N)
Georgia	\$ 7200.00	1LPSF	(N)
Kentucky	\$ 7200.00	1LPSF	(N)
Louisiana	\$ 7200.00	1LPSF	(N)
Mississippi	\$ 7200.00	1LPSF	(N)
North Carolina	\$ 7200.00	1LPSF	(N)
South Carolina	\$ 7200.00	1LPSF	(N)
Tennessee	\$ 7200.00	1LPSF	(N)
	Month to Month Rates	USOC	(N)
<u>Zone 2</u>			(N)
<u>States</u>			(N)
Alabama	\$ 7200.00	1LPSF	(N)
Florida	\$ 7200.00	1LPSF	(N)
Georgia	\$ 7200.00	1LPSF	(N)
Kentucky	\$ 7200.00	1LPSF	(N)
Louisiana	\$ 7200.00	1LPSF	(N)
Mississippi	\$ 7200.00	1LPSF	(N)
North Carolina	\$ 7200.00	1LPSF	(N)
South Carolina	\$ 7200.00	1LPSF	(N)
Tennessee	\$ 7200.00	1LPSF	(N)

\*\*\*\*\*

BELLSOUTH TELECOMMUNICATIONS, INC.  
 BY: Operations Manager - Pricing  
 29G57, 675 W. Peachtree St., N.E.  
 Atlanta, Georgia 30375  
 ISSUED: JANUARY 22, 2001

TARIFF F.C.C. NO. 1  
 ORIGINAL PAGE 23-202

EFFECTIVE: JANUARY 23, 2001

ACCESS SERVICE

- 23 - Metropolitan Statistical Area Access Services (Cont'd) (N)
- 23.5 Rates and Charges (Cont'd) (N)
- 23.5.2 BellSouth SPA Service (Cont'd) (N)
- 23.5.2.9 High Capacity (a.k.a. BellSouth SPA High Capacity) Service (Cont'd) (N)
- (B) Interoffice Channel (Cont'd) (N)
- (5) LightGate service (a.k.a. BellSouth SPA Point to Point Network) Interoffice Channel (Cont'd) (N)
- (d) LightGate OC-12 service (a.k.a. BellSouth SPA Point to Point Network OC-12 capacity) System (Cont'd) (N)
- Mileage Band 26+ (N)
- Fixed, per System (Cont'd) (N)

	Month to Month Rates	USOC	(N)
<u>Zone 3</u>			(N)
<u>States</u>			(N)
Alabama	\$ 7200.00	1LPSF	(N)
Florida	\$ 7200.00	1LPSF	(N)
Georgia	\$ 7200.00	1LPSF	(N)
Kentucky	\$ 7200.00	1LPSF	(N)
Louisiana	\$ 7200.00	1LPSF	(N)
Mississippi	\$ 7200.00	1LPSF	(N)
North Carolina	\$ 7200.00	1LPSF	(N)
South Carolina	\$ 7200.00	1LPSF	(N)
Tennessee	\$ 7200.00	1LPSF	(N)
Mileage Band 26+ Per Mile			(N)
	Month to Month Rates		(N)
<u>Zone 1</u>		USOC	(N)
<u>States</u>			(N)
Alabama	\$ 400.00	1LPEG	(N)
Florida	\$ 400.00	1LPEG	(N)
Georgia	\$ 400.00	1LPEG	(N)
Kentucky	\$ 400.00	1LPEG	(N)
Louisiana	\$ 400.00	1LPEG	(N)
Mississippi	\$ 400.00	1LPEG	(N)
North Carolina	\$ 400.00	1LPEG	(N)
South Carolina	\$ 400.00	1LPEG	(N)
Tennessee	\$ 400.00	1LPEG	(N)

\*\*\*\*\*

BELLSOUTH TELECOMMUNICATIONS, INC.  
BY: Operations Manager - Pricing  
29G57, 675 W. Peachtree St., N.E.  
Atlanta, Georgia 30375  
ISSUED: JANUARY 22, 2001

TARIFF F.C.C. NO. 1  
ORIGINAL PAGE 23-203

EFFECTIVE: JANUARY 23, 2001

ACCESS SERVICE

- 23 - Metropolitan Statistical Area Access Services (Cont'd) (N)
- 23.5 Rates and Charges (Cont'd) (N)
- 23.5.2 BellSouth SPA Service (Cont'd) (N)
- 23.52.9 High Capacity (a.k.a. BellSouth SPA High Capacity) Service (Cont'd) (N)
- (B) Interoffice Channel (Cont'd) (N)
- (5) LightGate service (a.k.a. BellSouth SPA Point to Point Network) Interoffice Channel (Cont'd) (N)
- (d) LightGate OC-12 service (a.k.a. BellSouth SPA Point to Point Network OC-12 capacity) System (Cont'd) (N)
- Mileage Band 26+ Per Mile (Cont'd) (N)

	Month to Month Rates	USOC	(N)
<u>Zone 2</u>			(N)
<u>States</u>			(N)
Alabama	\$ 400.00	1LPEG	(N)
Florida	\$ 400.00	1LPEG	(N)
Georgia	\$ 400.00	1LPEG	(N)
Kentucky	\$ 400.00	1LPEG	(N)
Louisiana	\$ 400.00	1LPEG	(N)
Mississippi	\$ 400.00	1LPEG	(N)
North Carolina	\$ 400.00	1LPEG	(N)
South Carolina	\$ 400.00	1LPEG	(N)
Tennessee	\$ 400.00	1LPEG	(N)
	Month to Month Rates		(N)
<u>Zone 3</u>			(N)
<u>States</u>			(N)
Alabama	\$ 400.00	1LPEG	(N)
Florida	\$ 400.00	1LPEG	(N)
Georgia	\$ 400.00	1LPEG	(N)
Kentucky	\$ 400.00	1LPEG	(N)
Louisiana	\$ 400.00	1LPEG	(N)
Mississippi	\$ 400.00	1LPEG	(N)
North Carolina	\$ 400.00	1LPEG	(N)
South Carolina	\$ 400.00	1LPEG	(N)
Tennessee	\$ 400.00	1LPEG	(N)

\*\*\*\*\*

EFFECTIVE: JANUARY 23, 2001

ACCESS SERVICE

23 – Metropolitan Statistical Area Access Services (Cont'd)			(N)
23.5 <u>Rates and Charges</u> (Cont'd)			(N)
23.5.2 <u>BellSouth SPA Service</u> (Cont'd)			(N)
23.5.2.9 <u>High Capacity (a.k.a. BellSouth SPA High Capacity) Service</u> (Cont'd)			(N)
(B) Interoffice Channel (Cont'd)			(N)
(5) LightGate service (a.k.a. BellSouth SPA Point to Point Network) Interoffice Channel (Cont'd)			(N)
(e) LightGate OC-48 service (a.k.a. BellSouth SPA Point to Point Network OC-48 capacity) System			(N)
Mileage Band 0-8			(N)
Fixed, per System			(N)
	ALL STATES		(N)
	Nonrecurring Charge	<u>USOC</u>	(N)
	\$190.00	1LPSG	(N)
	Month to Month Rates		(N)
<u>Zone 1</u>		<u>USOC</u>	(N)
<u>States</u>			(N)
Alabama	\$ 7800.00	1LPSG	(N)
Florida	\$ 7800.00	1LPSG	(N)
Georgia	\$ 7800.00	1LPSG	(N)
Kentucky	\$ 7800.00	1LPSG	(N)
Louisiana	\$ 7800.00	1LPSG	(N)
Mississippi	\$ 7800.00	1LPSG	(N)
North Carolina	\$ 7800.00	1LPSG	(N)
South Carolina	\$ 7800.00	1LPSG	(N)
Tennessee	\$ 7800.00	1LPSG	(N)
	Month to Month Rates		(N)
<u>Zone 2</u>		<u>USOC</u>	(N)
<u>States</u>			(N)
Alabama	\$ 7800.00	1LPSG	(N)
Florida	\$ 7800.00	1LPSG	(N)
Georgia	\$ 7800.00	1LPSG	(N)
Kentucky	\$ 7800.00	1LPSG	(N)
Louisiana	\$ 7800.00	1LPSG	(N)
Mississippi	\$ 7800.00	1LPSG	(N)
North Carolina	\$ 7800.00	1LPSG	(N)
South Carolina	\$ 7800.00	1LPSG	(N)
Tennessee	\$ 7800.00	1LPSG	(N)

BELLSOUTH TELECOMMUNICATIONS, INC.  
BY: Operations Manager - Pricing  
29G57, 675 W. Peachtree St., N.E.  
Atlanta, Georgia 30375  
ISSUED: JANUARY 22, 2001

TARIFF F.C.C. NO. 1  
ORIGINAL PAGE 23-205

EFFECTIVE: JANUARY 23, 2001

ACCESS SERVICE

- 23 - Metropolitan Statistical Area Access Services (Cont'd) (N)
- 23.5 Rates and Charges (Cont'd) (N)
- 23.5.2 BellSouth SPA Service (Cont'd) (N)
- 23.5.2.9 High Capacity (a.k.a. BellSouth SPA High Capacity) Service (Cont'd) (N)
- (B) Interoffice Channel (Cont'd) (N)
- (5) LightGate service (a.k.a. BellSouth SPA Point to Point Network) Interoffice Channel (Cont'd) (N)
- (e) LightGate OC-48 service (a.k.a. BellSouth SPA Point to Point Network OC-48 capacity) System (Cont'd) (N)
- Mileage Band 0-8 (N)
- Fixed, per System (Cont'd) (N)

<u>Zone 3</u>	Month to Month Rates	<u>USOC</u>
<u>States</u>		
Alabama	\$ 7800.00	1LPSG
Florida	\$ 7800.00	1LPSG
Georgia	\$ 7800.00	1LPSG
Kentucky	\$ 7800.00	1LPSG
Louisiana	\$ 7800.00	1LPSG
Mississippi	\$ 7800.00	1LPSG
North Carolina	\$ 7800.00	1LPSG
South Carolina	\$ 7800.00	1LPSG
Tennessee	\$ 7800.00	1LPSG

Mileage Band 0-8 (N)

Per Mile (N)

<u>Zone 1</u>	Month to Month Rates	<u>USOC</u>
<u>States</u>		
Alabama	\$ 600.00	1LPEJ
Florida	\$ 600.00	1LPEJ
Georgia	\$ 600.00	1LPEJ
Kentucky	\$ 600.00	1LPEJ
Louisiana	\$ 600.00	1LPEJ
Mississippi	\$ 600.00	1LPEJ
North Carolina	\$ 600.00	1LPEJ
South Carolina	\$ 600.00	1LPEJ
Tennessee	\$ 600.00	1LPEJ

\*\*\*\*\*



BELLSOUTH TELECOMMUNICATIONS, INC.  
BY: Operations Manager - Pricing  
29G57, 675 W. Peachtree St., N.E.  
Atlanta, Georgia 30375  
ISSUED: JANUARY 22, 2001

TARIFF F.C.C. NO. 1  
ORIGINAL PAGE 23-206

EFFECTIVE: JANUARY 23, 2001

ACCESS SERVICE

23 - Metropolitan Statistical Area Access Services (Cont'd) (N)  
23.5 Rates and Charges (Cont'd) (N)  
23.5.2 BellSouth SPA Service (Cont'd) (N)  
23.5.2.9 High Capacity (a.k.a. BellSouth SPA High Capacity) Service (Cont'd) (N)  
(B) Interoffice Channel (Cont'd) (N)  
(5) LightGate service (a.k.a. BellSouth SPA Point to Point  
Network) Interoffice Channel (Cont'd) (N)  
(e) LightGate OC-48 service (a.k.a. BellSouth SPA Point to Point  
Network OC-48 capacity) System (Cont'd) (N)  
Mileage Band 0-8 (N)  
Per Mile (Cont'd) (N)

<u>Zone 2</u>	Month to Month <u>Rates</u>	<u>USOC</u>	(N)
<u>States</u>			(N)
Alabama	\$ 600.00	1LPEJ	(N)
Florida	\$ 600.00	1LPEJ	(N)
Georgia	\$ 600.00	1LPEJ	(N)
Kentucky	\$ 600.00	1LPEJ	(N)
Louisiana	\$ 600.00	1LPEJ	(N)
Mississippi	\$ 600.00	1LPEJ	(N)
North Carolina	\$ 600.00	1LPEJ	(N)
South Carolina	\$ 600.00	1LPEJ	(N)
Tennessee	\$ 600.00	1LPEJ	(N)

<u>Zone 3</u>	Month to Month <u>Rates</u>	<u>USOC</u>	(N)
<u>States</u>			(N)
Alabama	\$ 600.00	1LPEJ	(N)
Florida	\$ 600.00	1LPEJ	(N)
Georgia	\$ 600.00	1LPEJ	(N)
Kentucky	\$ 600.00	1LPEJ	(N)
Louisiana	\$ 600.00	1LPEJ	(N)
Mississippi	\$ 600.00	1LPEJ	(N)
North Carolina	\$ 600.00	1LPEJ	(N)
South Carolina	\$ 600.00	1LPEJ	(N)
Tennessee	\$ 600.00	1LPEJ	(N)

\*\*\*\*\*

EFFECTIVE: JANUARY 23, 2001

ACCESS SERVICE

	(N)
23 - Metropolitan Statistical Area Access Services(Cont'd)	(N)
23.5 <u>Rates and Charges</u> (Cont'd)	(N)
23.5.2 <u>BellSouth SPA Service</u> (Cont'd)	(N)
23.5.2.9 <u>High Capacity (a.k.a. BellSouth SPA High Capacity) Service</u> (Cont'd)	(N)
(B) Interoffice Channel (Cont'd)	(N)
(5) LightGate service (a.k.a. BellSouth SPA Point to Point Network) Interoffice Channel (Cont'd)	(N)
(e) LightGate OC-48 service (a.k.a. BellSouth SPA Point to Point Network OC-48 capacity) System (Cont'd)	(N)
Mileage Band 9-25	(N)
Fixed, per System	(N)

	ALL STATES		(N)
	Nonrecurring Charge	<u>USOC</u>	(N)
	\$190.00	1LPSH	(N)
	Month to Month Rates		(N)
<u>Zone 1</u>		<u>USOC</u>	(N)
<u>States</u>			(N)
Alabama	\$ 8700.00	1LPSH	(N)
Florida	\$ 8700.00	1LPSH	(N)
Georgia	\$ 8700.00	1LPSH	(N)
Kentucky	\$ 8700.00	1LPSH	(N)
Louisiana	\$ 8700.00	1LPSH	(N)
Mississippi	\$ 8700.00	1LPSH	(N)
North Carolina	\$ 8700.00	1LPSH	(N)
South Carolina	\$ 8700.00	1LPSH	(N)
Tennessee	\$ 8700.00	1LPSH	(N)
	Month to Month Rates		(N)
<u>Zone 2</u>		<u>USOC</u>	(N)
<u>States</u>			(N)
Alabama	\$ 8700.00	1LPSH	(N)
Florida	\$ 8700.00	1LPSH	(N)
Georgia	\$ 8700.00	1LPSH	(N)
Kentucky	\$ 8700.00	1LPSH	(N)
Louisiana	\$ 8700.00	1LPSH	(N)
Mississippi	\$ 8700.00	1LPSH	(N)
North Carolina	\$ 8700.00	1LPSH	(N)
South Carolina	\$ 8700.00	1LPSH	(N)
Tennessee	\$ 8700.00	1LPSH	(N)

BELLSOUTH TELECOMMUNICATIONS, INC.  
BY: Operations Manager - Pricing  
29G57, 675 W. Peachtree St., N.E.  
Atlanta, Georgia 30375  
ISSUED: JANUARY 22, 2001

TARIFF F.C.C. NO. 1  
ORIGINAL PAGE 23-208

EFFECTIVE: JANUARY 23, 2001

ACCESS SERVICE

- 23 - Metropolitan Statistical Area Access Services (Cont'd) (N)
- 23.5 Rates and Charges (Cont'd) (N)
- 23.5.2 BellSouth SPA Service (Cont'd) (N)
- 23.5.2.9 High Capacity (a.k.a. BellSouth SPA High Capacity) Service (Cont'd) (N)
- (B) Interoffice Channel (Cont'd) (N)
- (5) LightGate service (a.k.a. BellSouth SPA Point to Point Network) Interoffice Channel (Cont'd) (N)
- (e) LightGate OC-48 service (a.k.a. BellSouth SPA Point to Point Network OC-48 capacity) System (Cont'd) (N)
- Mileage Band 9-25 (N)  
Fixed, per System (Cont'd) (N)

<u>Zone 3</u>	Month to Month <u>Rates</u>	<u>USOC</u>	(N)
<u>States</u>			(N)
Alabama	\$ 8700.00	1LPSH	(N)
Florida	\$ 8700.00	1LPSH	(N)
Georgia	\$ 8700.00	1LPSH	(N)
Kentucky	\$ 8700.00	1LPSH	(N)
Louisiana	\$ 8700.00	1LPSH	(N)
Mississippi	\$ 8700.00	1LPSH	(N)
North Carolina	\$ 8700.00	1LPSH	(N)
South Carolina	\$ 8700.00	1LPSH	(N)
Tennessee	\$ 8700.00	1LPSH	(N)

Mileage Band 9-25 (N)  
Per Mile (N)

<u>Zone 1</u>	Month to Month <u>Rates</u>	<u>USOC</u>	(N)
<u>States</u>			(N)
Alabama	\$ 600.00	1LPEK	(N)
Florida	\$ 600.00	1LPEK	(N)
Georgia	\$ 600.00	1LPEK	(N)
Kentucky	\$ 600.00	1LPEK	(N)
Louisiana	\$ 600.00	1LPEK	(N)
Mississippi	\$ 600.00	1LPEK	(N)
North Carolina	\$ 600.00	1LPEK	(N)
South Carolina	\$ 600.00	1LPEK	(N)
Tennessee	\$ 600.00	1LPEK	(N)

\*\*\*\*\*

BELLSOUTH TELECOMMUNICATIONS, INC.  
BY: Operations Manager - Pricing  
29G57, 675 W. Peachtree St., N.E.  
Atlanta, Georgia 30375  
ISSUED: JANUARY 22, 2001

TARIFF F.C.C. NO. 1  
ORIGINAL PAGE 23-209

EFFECTIVE: JANUARY 23, 2001

ACCESS SERVICE

- (N)
- 23 - Metropolitan Statistical Area Access Services (Cont'd) (N)
- 23.5 Rates and Charges (Cont'd) (N)
- 23.5.2 BellSouth SPA Service (Cont'd) (N)
- 23.5.2.9 High Capacity (a.k.a. BellSouth SPA High Capacity) Service (Cont'd) (N)
- (B) Interoffice Channel (Cont'd) (N)
- (5) LightGate service (a.k.a. BellSouth SPA Point to Point  
Network) Interoffice Channel (Cont'd) (N)
- (e) LightGate OC-48 service (a.k.a. BellSouth SPA Point to Point  
Network OC-48 capacity) System (Cont'd) (N)
- Mileage Band 9-25 (Cont'd) (N)
- Per Mile (N)

	Month to Month Rates	USOC	(N)
<u>Zone 2</u>			(N)
<u>States</u>			(N)
Alabama	\$ 600.00	1LPEK	(N)
Florida	\$ 600.00	1LPEK	(N)
Georgia	\$ 600.00	1LPEK	(N)
Kentucky	\$ 600.00	1LPEK	(N)
Louisiana	\$ 600.00	1LPEK	(N)
Mississippi	\$ 600.00	1LPEK	(N)
North Carolina	\$ 600.00	1LPEK	(N)
South Carolina	\$ 600.00	1LPEK	(N)
Tennessee	\$ 600.00	1LPEK	(N)

	Month to Month Rates	USOC	(N)
<u>Zone 3</u>			(N)
<u>States</u>			(N)
Alabama	\$ 600.00	1LPEK	(N)
Florida	\$ 600.00	1LPEK	(N)
Georgia	\$ 600.00	1LPEK	(N)
Kentucky	\$ 600.00	1LPEK	(N)
Louisiana	\$ 600.00	1LPEK	(N)
Mississippi	\$ 600.00	1LPEK	(N)
North Carolina	\$ 600.00	1LPEK	(N)
South Carolina	\$ 600.00	1LPEK	(N)
Tennessee	\$ 600.00	1LPEK	(N)

\*\*\*\*\*

EFFECTIVE: JANUARY 23, 2001

ACCESS SERVICE

			(N)
23 - Metropolitan Statistical Area Access Services (Cont'd)			(N)
23.5 <u>Rates and Charges</u> (Cont'd)			(N)
23.5.2 <u>BellSouth SPA Service</u> (Cont'd)			(N)
23.5.2.9 <u>High Capacity (a.k.a. BellSouth SPA High Capacity) Service</u> (Cont'd)			(N)
(B) Interoffice Channel (Cont'd)			(N)
(5) LightGate service (a.k.a. BellSouth SPA Point to Point Network) Interoffice Channel (Cont'd)			(N)
(e) LightGate OC-48 service (a.k.a. BellSouth SPA Point to Point Network OC-48 capacity) System (Cont'd)			(N)
Mileage Band 26+			(N)
Fixed, per System			(N)
	ALL STATES		(N)
	Nonrecurring Charge	<u>USOC</u>	(N)
	\$190.00	1LPSJ	(N)
	Month to Month Rates		(N)
		<u>USOC</u>	(N)
<u>Zone 1</u>			
<u>States</u>			(N)
Alabama	\$10000.00	1LPSJ	(N)
Florida	\$10000.00	1LPSJ	(N)
Georgia	\$10000.00	1LPSJ	(N)
Kentucky	\$10000.00	1LPSJ	(N)
Louisiana	\$10000.00	1LPSJ	(N)
Mississippi	\$10000.00	1LPSJ	(N)
North Carolina	\$10000.00	1LPSJ	(N)
South Carolina	\$10000.00	1LPSJ	(N)
Tennessee	\$10000.00	1LPSJ	(N)
	Month to Month Rates		(N)
<u>Zone 2</u>		<u>USOC</u>	(N)
<u>States</u>			(N)
Alabama	\$10000.00	1LPSJ	(N)
Florida	\$10000.00	1LPSJ	(N)
Georgia	\$10000.00	1LPSJ	(N)
Kentucky	\$10000.00	1LPSJ	(N)
Louisiana	\$10000.00	1LPSJ	(N)
Mississippi	\$10000.00	1LPSJ	(N)
North Carolina	\$10000.00	1LPSJ	(N)
South Carolina	\$10000.00	1LPSJ	(N)
Tennessee	\$10000.00	1LPSJ	(N)

BELLSOUTH TELECOMMUNICATIONS, INC.  
 BY: Operations Manager - Pricing  
 29G57, 675 W. Peachtree St., N.E.  
 Atlanta, Georgia 30375  
 ISSUED: JANUARY 22, 2001

TARIFF F.C.C. NO. 1  
 ORIGINAL PAGE 23-211

EFFECTIVE: JANUARY 23, 2001

ACCESS SERVICE

- 23 - Metropolitan Statistical Area Access Services (Cont'd) (N)
- 23.5 Rates and Charges (Cont'd) (N)
- 23.5.2 BellSouth SPA Service (Cont'd) (N)
- 23.5.2.9 High Capacity (a.k.a. BellSouth SPA High Capacity) Service (Cont'd) (N)
- (B) Interoffice Channel (Cont'd) (N)
- (5) LightGate service (Cont'd) (N)
- (e) LightGate OC-48 service (a.k.a. BellSouth SPA Point to Point  
 Network OC-48 capacity) System (Cont'd) (N)
- Mileage Band 26+ (N)  
 Fixed, per System (Cont'd) (N)

<u>Zone 3</u>	Month to Month Rates	<u>USOC</u>	(N)
<u>States</u>			(N)
Alabama	\$ 10000.00	1LPSJ	(N)
Florida	\$ 10000.00	1LPSJ	(N)
Georgia	\$ 10000.00	1LPSJ	(N)
Kentucky	\$ 10000.00	1LPSJ	(N)
Louisiana	\$ 10000.00	1LPSJ	(N)
Mississippi	\$ 10000.00	1LPSJ	(N)
North Carolina	\$ 10000.00	1LPSJ	(N)
South Carolina	\$ 10000.00	1LPSJ	(N)
Tennessee	\$ 10000.00	1LPSJ	(N)
Mileage Band 26+ Per Mile			(N)
	Month to Month Rates		(N)
<u>Zone 1</u>		<u>USOC</u>	(N)
<u>States</u>			(N)
Alabama	\$ 600.00	1LPEL	(N)
Florida	\$ 600.00	1LPEL	(N)
Georgia	\$ 600.00	1LPEL	(N)
Kentucky	\$ 600.00	1LPEL	(N)
Louisiana	\$ 600.00	1LPEL	(N)
Mississippi	\$ 600.00	1LPEL	(N)
North Carolina	\$ 600.00	1LPEL	(N)
South Carolina	\$ 600.00	1LPEL	(N)
Tennessee	\$ 600.00	1LPEL	(N)

\*\*\*\*\*

BELLSOUTH TELECOMMUNICATIONS, INC.  
 BY: Operations Manager - Pricing  
 29G57, 675 W. Peachtree St., N.E.  
 Atlanta, Georgia 30375  
 ISSUED: JANUARY 22, 2001

TARIFF F.C.C. NO. 1  
 ORIGINAL PAGE 23-212

EFFECTIVE: JANUARY 23, 2001

ACCESS SERVICE

- 23 - Metropolitan Statistical Area Access Services (Cont'd) (N)
- 23.5 Rates and Charges (Cont'd) (N)
- 23.5.2 BellSouth SPA Service (Cont'd) (N)
- 23.5.2.9 High Capacity (a.k.a. BellSouth SPA High Capacity) Service (Cont'd) (N)
- (B) Interoffice Channel (Cont'd) (N)
- (5) LightGate service (a.k.a. BellSouth SPA Point to Point Network) Interoffice Channel (N)
- (e) LightGate OC-48 service (a.k.a. BellSouth SPA Point to Point Network OC-48 capacity) System (Cont'd) (N)
- Mileage Band 26+ Per Mile (Cont'd) (N)

	Month to Month Rates	USOC	(N)
<u>Zone 2</u>			(N)
<u>States</u>			(N)
Alabama	\$ 600.00	1LPEL	(N)
Florida	\$ 600.00	1LPEL	(N)
Georgia	\$ 600.00	1LPEL	(N)
Kentucky	\$ 600.00	1LPEL	(N)
Louisiana	\$ 600.00	1LPEL	(N)
Mississippi	\$ 600.00	1LPEL	(N)
North Carolina	\$ 600.00	1LPEL	(N)
South Carolina	\$ 600.00	1LPEL	(N)
Tennessee	\$ 600.00	1LPEL	(N)
	Month to Month Rates	USOC	(N)
<u>Zone 3</u>			(N)
<u>States</u>			(N)
Alabama	\$ 600.00	1LPEL	(N)
Florida	\$ 600.00	1LPEL	(N)
Georgia	\$ 600.00	1LPEL	(N)
Kentucky	\$ 600.00	1LPEL	(N)
Louisiana	\$ 600.00	1LPEL	(N)
Mississippi	\$ 600.00	1LPEL	(N)
North Carolina	\$ 600.00	1LPEL	(N)
South Carolina	\$ 600.00	1LPEL	(N)
Tennessee	\$ 600.00	1LPEL	(N)

\*\*\*\*\*

BELLSOUTH TELECOMMUNICATIONS, INC.  
BY: Operations Manager - Pricing  
29G57, 675 W. Peachtree St., N.E.  
Atlanta, Georgia 30375  
ISSUED: JANUARY 22, 2001

TARIFF F.C.C. NO. 1  
ORIGINAL PAGE 23-213

EFFECTIVE: JANUARY 23, 2001

ACCESS SERVICE

23 - Metropolitan Statistical Area Access Services (Cont'd) (N)  
23.5 Rates and Charges (Cont'd) (N)  
23.5.2 BellSouth SPA Service (Cont'd) (N)  
23.5.2.9 High Capacity (a.k.a. BellSouth SPA High Capacity) Service (Cont'd) (N)  
(B) Interoffice Channel (Cont'd) (N)  
(5) LightGate service (a.k.a. BellSouth SPA Point to Point  
Network) Interoffice Channel (Cont'd) (N)  
(f) LightGate OC-192 service (a.k.a. BellSouth SPA Point to Point  
Network OC-192 capacity) System (N)  
Mileage Band 0-8 (N)  
Fixed, per System (N)

ALL STATES

	Nonrecurring Charge	USOC	
	\$190.00	1LPLG	(N)
	Month		(N)
	to		(N)
	Month		(N)
	<u>Rates</u>	<u>USOC</u>	(N)
<u>Zone 1</u>			
<u>States</u>			(N)
Alabama	\$ 19,000.00	1LPLG	(N)
Florida	\$ 19,000.00	1LPLG	(N)
Georgia	\$ 19,000.00	1LPLG	(N)
Kentucky	\$ 19,000.00	1LPLG	(N)
Louisiana	\$ 19,000.00	1LPLG	(N)
Mississippi	\$ 19,000.00	1LPLG	(N)
North Carolina	\$ 19,000.00	1LPLG	(N)
South Carolina	\$ 19,000.00	1LPLG	(N)
Tennessee	\$ 19,000.00	1LPLG	(N)
	Month		(N)
	to		(N)
	Month		(N)
	<u>Rates</u>	<u>USOC</u>	(N)
<u>Zone 2</u>			
<u>States</u>			(N)
Alabama	\$ 19,000.00	1LPLG	(N)
Florida	\$ 19,000.00	1LPLG	(N)
Georgia	\$ 19,000.00	1LPLG	(N)
Kentucky	\$ 19,000.00	1LPLG	(N)
Louisiana	\$ 19,000.00	1LPLG	(N)
Mississippi	\$ 19,000.00	1LPLG	(N)
North Carolina	\$ 19,000.00	1LPLG	(N)
South Carolina	\$ 19,000.00	1LPLG	(N)
Tennessee	\$ 19,000.00	1LPLG	(N)

\*\*\*\*\*



BELLSOUTH TELECOMMUNICATIONS, INC.  
 BY: Operations Manager - Pricing  
 29G57, 675 W. Peachtree St., N.E.  
 Atlanta, Georgia 30375  
 ISSUED: JANUARY 22, 2001

TARIFF F.C.C. NO. 1  
 ORIGINAL PAGE 23-214

EFFECTIVE: JANUARY 23, 2001

ACCESS SERVICE

- 23 - Metropolitan Statistical Area Access Services (Cont'd) (N)
- 23.5 Rates and Charges (Cont'd) (N)
- 23.5.2 BellSouth SPA Service (Cont'd) (N)
- 23.5.2.9 High Capacity (a.k.a. BellSouth SPA High Capacity) Service (Cont'd) (N)
- (B) Interoffice Channel (Cont'd) (N)
- (5) LightGate service (a.k.a. BellSouth SPA Point to Point Network) Interoffice Channel (N)
- (f) LightGate OC-192 service (a.k.a. BellSouth SPA Point to Point Network OC-192 capacity) System (Cont'd) (N)
- Mileage Band 0-8 (N)
- Fixed, per System (Cont'd) (N)

	Month to Month Rates	USOC	(N)
<u>Zone 3</u>			(N)
<u>States</u>			(N)
Alabama	\$ 19,000.00	1LPLG	(N)
Florida	\$ 19,000.00	1LPLG	(N)
Georgia	\$ 19,000.00	1LPLG	(N)
Kentucky	\$ 19,000.00	1LPLG	(N)
Louisiana	\$ 19,000.00	1LPLG	(N)
Mississippi	\$ 19,000.00	1LPLG	(N)
North Carolina	\$ 19,000.00	1LPLG	(N)
South Carolina	\$ 19,000.00	1LPLG	(N)
Tennessee	\$ 19,000.00	1LPLG	(N)
Mileage Band 0-8			(N)
Per Mile			(N)
	Month to Month Rates	USOC	(N)
<u>Zone 1</u>			(N)
<u>States</u>			(N)
Alabama	\$ 600.00	1LPLG	(N)
Florida	\$ 600.00	1LPLG	(N)
Georgia	\$ 600.00	1LPLG	(N)
Kentucky	\$ 600.00	1LPLG	(N)
Louisiana	\$ 600.00	1LPLG	(N)
Mississippi	\$ 600.00	1LPLG	(N)
North Carolina	\$ 600.00	1LPLG	(N)
South Carolina	\$ 600.00	1LPLG	(N)
Tennessee	\$ 600.00	1LPLG	(N)

\*\*\*\*\*

BELLSOUTH TELECOMMUNICATIONS, INC.  
BY: Operations Manager - Pricing  
29G57, 675 W. Peachtree St., N.E.  
Atlanta, Georgia 30375  
ISSUED: JANUARY 22, 2001

TARIFF F.C.C. NO. 1  
ORIGINAL PAGE 23-215

EFFECTIVE: JANUARY 23, 2001

ACCESS SERVICE

23 - Metropolitan Statistical Area Access Services (Cont'd) (N)  
23.5 Rates and Charges (Cont'd) (N)  
23.5.2 BellSouth SPA Service (Cont'd) (N)  
23.5.2.9 High Capacity (a.k.a. BellSouth SPA High Capacity) Service (Cont'd) (N)  
(B) Interoffice Channel (Cont'd) (N)  
(5) LightGate service (a.k.a. BellSouth SPA Point to Point  
Network) Interoffice Channel (N)  
(f) LightGate OC-192 service (a.k.a. BellSouth SPA Point to Point  
Network OC-192 capacity) System (Cont'd) (N)  
Mileage Band 0-8 (N)  
Per Mile (Cont'd) (N)

	Month to Month Rates	USOC	(N)
<u>Zone 2</u>			(N)
<u>States</u>			(N)
Alabama	\$ 600.00	1LPLG	(N)
Florida	\$ 600.00	1LPLG	(N)
Georgia	\$ 600.00	1LPLG	(N)
Kentucky	\$ 600.00	1LPLG	(N)
Louisiana	\$ 600.00	1LPLG	(N)
Mississippi	\$ 600.00	1LPLG	(N)
North Carolina	\$ 600.00	1LPLG	(N)
South Carolina	\$ 600.00	1LPLG	(N)
Tennessee	\$ 600.00	1LPLG	(N)
	Month to Month Rates	USOC	(N)
<u>Zone 3</u>			(N)
<u>States</u>			(N)
Alabama	\$ 600.00	1LPLG	(N)
Florida	\$ 600.00	1LPLG	(N)
Georgia	\$ 600.00	1LPLG	(N)
Kentucky	\$ 600.00	1LPLG	(N)
Louisiana	\$ 600.00	1LPLG	(N)
Mississippi	\$ 600.00	1LPLG	(N)
North Carolina	\$ 600.00	1LPLG	(N)
South Carolina	\$ 600.00	1LPLG	(N)
Tennessee	\$ 600.00	1LPLG	(N)

\*\*\*\*\*

EFFECTIVE: JANUARY 23, 2001

ACCESS SERVICE

			(N)
23 - Metropolitan Statistical Area Access Services (Cont'd)			(N)
23.5 <u>Rates and Charges</u> (Cont'd)			(N)
23.5.2 <u>BellSouth SPA Service</u> (Cont'd)			(N)
23.5.2.9 <u>High Capacity (a.k.a. BellSouth SPA High Capacity) Service</u> (Cont'd)			(N)
(B) Interoffice Channel (Cont'd)			(N)
(5) LightGate service (a.k.a. BellSouth SPA Point to Point Network) Interoffice Channel (Cont'd)			(N)
(f) LightGate OC-192 service (a.k.a. BellSouth SPA Point to Point Network OC-192 capacity) System (Cont'd)			(N)
Mileage Band 9-25			(N)
Fixed, per System			(N)
	ALL STATES		(N)
	Nonrecurring Charge	<u>USOC</u>	(N)
	\$190.00	1LPLG	(N)
	Month to Month Rates		(N)
		<u>USOC</u>	(N)
<u>Zone 1</u>			
<u>States</u>			(N)
Alabama	\$ 19,900.00	1LPLG	(N)
Florida	\$ 19,900.00	1LPLG	(N)
Georgia	\$ 19,900.00	1LPLG	(N)
Kentucky	\$ 19,900.00	1LPLG	(N)
Louisiana	\$ 19,900.00	1LPLG	(N)
Mississippi	\$ 19,900.00	1LPLG	(N)
North Carolina	\$ 19,900.00	1LPLG	(N)
South Carolina	\$ 19,900.00	1LPLG	(N)
Tennessee	\$ 19,900.00	1LPLG	(N)
	Month to Month Rates		(N)
<u>Zone 2</u>		<u>USOC</u>	(N)
<u>States</u>			(N)
Alabama	\$ 19,900.00	1LPLG	(N)
Florida	\$ 19,900.00	1LPLG	(N)
Georgia	\$ 19,900.00	1LPLG	(N)
Kentucky	\$ 19,900.00	1LPLG	(N)
Louisiana	\$ 19,900.00	1LPLG	(N)
Mississippi	\$ 19,900.00	1LPLG	(N)
North Carolina	\$ 19,900.00	1LPLG	(N)
South Carolina	\$ 19,900.00	1LPLG	(N)
Tennessee	\$ 19,900.00	1LPLG	(N)

\*\*\*\*\*

BELLSOUTH TELECOMMUNICATIONS, INC.  
BY: Operations Manager - Pricing  
29G57, 675 W. Peachtree St., N.E.  
Atlanta, Georgia 30375  
ISSUED: JANUARY 22, 2001

TARIFF F.C.C. NO. 1  
ORIGINAL PAGE 23-217

EFFECTIVE: JANUARY 23, 2001

ACCESS SERVICE

- 23 - Metropolitan Statistical Area Access Services (Cont'd) (N)
- 23.5 Rates and Charges (Cont'd) (N)
- 23.5.2 BellSouth SPA Service (Cont'd) (N)
- 23.5.2.9 High Capacity (a.k.a. BellSouth SPA High Capacity) Service (Cont'd) (N)
- (B) Interoffice Channel (Cont'd) (N)
- (5) LightGate service (a.k.a. BellSouth SPA Point to Point Network) Interoffice Channel (N)
- (f) LightGate OC-192 service (a.k.a. BellSouth SPA Point to Point Network OC-192 capacity) System (Cont'd) (N)
- Mileage Band 9-25 (N)
- Fixed, per System (Cont'd) (N)

<u>Zone 3</u>	Month to Month <u>Rates</u>	<u>USOC</u>	(N)
<u>States</u>			(N)
Alabama	\$ 19,900.00	1LPLG	(N)
Florida	\$ 19,900.00	1LPLG	(N)
Georgia	\$ 19,900.00	1LPLG	(N)
Kentucky	\$ 19,900.00	1LPLG	(N)
Louisiana	\$ 19,900.00	1LPLG	(N)
Mississippi	\$ 19,900.00	1LPLG	(N)
North Carolina	\$ 19,900.00	1LPLG	(N)
South Carolina	\$ 19,900.00	1LPLG	(N)
Tennessee	\$ 19,900.00	1LPLG	(N)

Mileage Band 9-25  
Per Mile

<u>Zone 1</u>	Month to Month <u>Rates</u>	<u>USOC</u>	(N)
<u>States</u>			(N)
Alabama	\$ 600.00	1LPLG	(N)
Florida	\$ 600.00	1LPLG	(N)
Georgia	\$ 600.00	1LPLG	(N)
Kentucky	\$ 600.00	1LPLG	(N)
Louisiana	\$ 600.00	1LPLG	(N)
Mississippi	\$ 600.00	1LPLG	(N)
North Carolina	\$ 600.00	1LPLG	(N)
South Carolina	\$ 600.00	1LPLG	(N)
Tennessee	\$ 600.00	1LPLG	(N)

\*\*\*\*\*

BELLSOUTH TELECOMMUNICATIONS, INC.  
 BY: Operations Manager - Pricing  
 29G57, 675 W. Peachtree St., N.E.  
 Atlanta, Georgia 30375  
 ISSUED: JANUARY 22, 2001

TARIFF F.C.C. NO. 1  
 ORIGINAL PAGE 23-218

EFFECTIVE: JANUARY 23, 2001

ACCESS SERVICE

- 23 - Metropolitan Statistical Area Access Services (Cont'd) (N)
- 23.5 Rates and Charges (Cont'd) (N)
- 23.5.2 BellSouth SPA Service (Cont'd) (N)
- 23.5.2.9 High Capacity (a.k.a. BellSouth SPA High Capacity) Service (Cont'd) (N)
- (B) Interoffice Channel (Cont'd) (N)
- (5) LightGate service (a.k.a. BellSouth SPA Point to Point Network) Interoffice Channel (N)
- (f) LightGate OC-192 service (a.k.a. BellSouth SPA Point to Point Network OC-192 capacity) System (Cont'd) (N)
- Mileage Band 9-25 (N)
- Per Mile (Cont'd) (N)

	Month to Month Rates	USOC	(N)
<u>Zone 2</u>			(N)
<u>States</u>			(N)
Alabama	\$ 600.00	1LPLG	(N)
Florida	\$ 600.00	1LPLG	(N)
Georgia	\$ 600.00	1LPLG	(N)
Kentucky	\$ 600.00	1LPLG	(N)
Louisiana	\$ 600.00	1LPLG	(N)
Mississippi	\$ 600.00	1LPLG	(N)
North Carolina	\$ 600.00	1LPLG	(N)
South Carolina	\$ 600.00	1LPLG	(N)
Tennessee	\$ 600.00	1LPLG	(N)
	Month to Month Rates		(N)
<u>Zone 3</u>			(N)
<u>States</u>			(N)
Alabama	\$ 600.00	1LPLG	(N)
Florida	\$ 600.00	1LPLG	(N)
Georgia	\$ 600.00	1LPLG	(N)
Kentucky	\$ 600.00	1LPLG	(N)
Louisiana	\$ 600.00	1LPLG	(N)
Mississippi	\$ 600.00	1LPLG	(N)
North Carolina	\$ 600.00	1LPLG	(N)
South Carolina	\$ 600.00	1LPLG	(N)
Tennessee	\$ 600.00	1LPLG	(N)

\*\*\*\*\*

BELLSOUTH TELECOMMUNICATIONS, INC.  
BY: Operations Manager - Pricing  
29G57, 675 W. Peachtree St., N.E.  
Atlanta, Georgia 30375  
ISSUED: JANUARY 22, 2001

TARIFF F.C.C. NO. 1  
ORIGINAL PAGE 23-219

EFFECTIVE: JANUARY 23, 2001

ACCESS SERVICE

23 - Metropolitan Statistical Area Access Services (Cont'd) (N)  
23.5 Rates and Charges (Cont'd) (N)  
23.5.2 BellSouth SPA Service (Cont'd) (N)  
23.5.2.9 High Capacity (a.k.a. BellSouth SPA High Capacity) Service (Cont'd) (N)  
(B) Interoffice Channel (Cont'd) (N)  
(5) LightGate service (a.k.a. BellSouth SPA Point to Point  
Network) Interoffice Channel (Cont'd) (N)  
(f) LightGate OC-192 service (a.k.a. BellSouth SPA Point to Point  
Network OC-192 capacity) System (cont'd) (N)  
Mileage Band 26+ (N)  
Fixed, per System (N)

ALL STATES (N)

Nonrecurring	<u>USOC</u>	(N)
Charge		(N)
\$190.00	1LPLG	(N)

Month		(N)
to		(N)
Month		(N)
<u>Rates</u>	<u>USOC</u>	(N)

Zone 1

<u>States</u>			(N)
Alabama	\$ 22,000.00	1LPLG	(N)
Florida	\$ 22,000.00	1LPLG	(N)
Georgia	\$ 22,000.00	1LPLG	(N)
Kentucky	\$ 22,000.00	1LPLG	(N)
Louisiana	\$ 22,000.00	1LPLG	(N)
Mississippi	\$ 22,000.00	1LPLG	(N)
North Carolina	\$ 22,000.00	1LPLG	(N)
South Carolina	\$ 22,000.00	1LPLG	(N)
Tennessee	\$ 22,000.00	1LPLG	(N)

Month		(N)
to		(N)
Month		(N)
<u>Rates</u>	<u>USOC</u>	(N)

Zone 2

<u>States</u>			(N)
Alabama	\$ 22,000.00	1LPLG	(N)
Florida	\$ 22,000.00	1LPLG	(N)
Georgia	\$ 22,000.00	1LPLG	(N)
Kentucky	\$ 22,000.00	1LPLG	(N)
Louisiana	\$ 22,000.00	1LPLG	(N)
Mississippi	\$ 22,000.00	1LPLG	(N)
North Carolina	\$ 22,000.00	1LPLG	(N)
South Carolina	\$ 22,000.00	1LPLG	(N)
Tennessee	\$ 22,000.00	1LPLG	(N)

\*\*\*\*\*

BELLSOUTH TELECOMMUNICATIONS, INC.  
 BY: Operations Manager - Pricing  
 29G57, 675 W. Peachtree St., N.E.  
 Atlanta, Georgia 30375  
 ISSUED: JANUARY 22, 2001

TARIFF F.C.C. NO. 1  
 ORIGINAL PAGE 23-220

EFFECTIVE: JANUARY 23, 2001

ACCESS SERVICE

- 23 - Metropolitan Statistical Area Access Services (Cont'd) (N)
- 23.5 Rates and Charges (Cont'd) (N)
- 23.5.2 BellSouth SPA Service (Cont'd) (N)
- 23.5.2.9 High Capacity (a.k.a. BellSouth SPA High Capacity) Service (Cont'd) (N)
- (B) Interoffice Channel (Cont'd) (N)
- (5) LightGate service (a.k.a. BellSouth SPA Point to Point Network) Interoffice Channel (N)
- (f) LightGate OC-192 service (a.k.a. BellSouth SPA Point to Point Network OC-192 capacity) System (Cont'd) (N)
- Mileage Band 26+ Fixed, per System (Cont'd) (N)

<u>Zone 3</u>	Month to Month Rates	USOC	(N)
<u>States</u>			(N)
Alabama	\$ 22,000.00	1LPLG	(N)
Florida	\$ 22,000.00	1LPLG	(N)
Georgia	\$ 22,000.00	1LPLG	(N)
Kentucky	\$ 22,000.00	1LPLG	(N)
Louisiana	\$ 22,000.00	1LPLG	(N)
Mississippi	\$ 22,000.00	1LPLG	(N)
North Carolina	\$ 22,000.00	1LPLG	(N)
South Carolina	\$ 22,000.00	1LPLG	(N)
Tennessee	\$ 22,000.00	1LPLG	(N)

Mileage Band 26+ Per Mile			(N)
<u>Zone 1</u>	Month to Month Rates	USOC	(N)
<u>States</u>			(N)
Alabama	\$ 600.00	1LPLG	(N)
Florida	\$ 600.00	1LPLG	(N)
Georgia	\$ 600.00	1LPLG	(N)
Kentucky	\$ 600.00	1LPLG	(N)
Louisiana	\$ 600.00	1LPLG	(N)
Mississippi	\$ 600.00	1LPLG	(N)
North Carolina	\$ 600.00	1LPLG	(N)
South Carolina	\$ 600.00	1LPLG	(N)
Tennessee	\$ 600.00	1LPLG	(N)

\*\*\*\*\*

BELLSOUTH TELECOMMUNICATIONS, INC.  
BY: Operations Manager - Pricing  
29G57, 675 W. Peachtree St., N.E.  
Atlanta, Georgia 30375  
ISSUED: JANUARY 22, 2001

TARIFF F.C.C. NO. 1  
ORIGINAL PAGE 23-221

EFFECTIVE: JANUARY 23, 2001

ACCESS SERVICE

(N)

23 - Metropolitan Statistical Area Access Services(Cont'd) (N)

23.5 Rates and Charges (Cont'd) (N)

23.5.2 BellSouth SPA Service (Cont'd) (N)

23.5.2.9 High Capacity (a.k.a. BellSouth SPA High Capacity) Service (Cont'd) (N)

(B) Interoffice Channel (Cont'd) (N)

(5) LightGate service (a.k.a. BellSouth SPA Point to Point  
Network) Interoffice Channel (Cont'd) (N)

(f) LightGate OC-192 service (a.k.a. BellSouth SPA Point to Point  
Network OC-192 capacity) System (Cont'd) (N)

Mileage Band 26+ (N)  
Per Mile (Cont'd) (N)

	Month to Month Rates	USOC	(N)
<u>Zone 2</u>			(N)
<u>States</u>			(N)
Alabama	\$ 600.00	1LPLG	(N)
Florida	\$ 600.00	1LPLG	(N)
Georgia	\$ 600.00	1LPLG	(N)
Kentucky	\$ 600.00	1LPLG	(N)
Louisiana	\$ 600.00	1LPLG	(N)
Mississippi	\$ 600.00	1LPLG	(N)
North Carolina	\$ 600.00	1LPLG	(N)
South Carolina	\$ 600.00	1LPLG	(N)
Tennessee	\$ 600.00	1LPLG	(N)

	Month to Month Rates	USOC	(N)
<u>Zone 3</u>			(N)
<u>States</u>			(N)
Alabama	\$ 600.00	1LPLG	(N)
Florida	\$ 600.00	1LPLG	(N)
Georgia	\$ 600.00	1LPLG	(N)
Kentucky	\$ 600.00	1LPLG	(N)
Louisiana	\$ 600.00	1LPLG	(N)
Mississippi	\$ 600.00	1LPLG	(N)
North Carolina	\$ 600.00	1LPLG	(N)
South Carolina	\$ 600.00	1LPLG	(N)
Tennessee	\$ 600.00	1LPLG	(N)

\*\*\*\*\*



BELLSOUTH TELECOMMUNICATIONS, INC.  
 BY: Operations Manager - Pricing  
 29657, 675 W. Peachtree St., N.E.  
 Atlanta, Georgia 30375  
 ISSUED: MARCH 30, 2005

TARIFF F.C.C. NO. 1  
 3RD REVISED PAGE 23-222  
 CANCELS 2ND REVISED PAGE 23-222

EFFECTIVE: MARCH 31, 2005

# ACCESS SERVICE

## 23 - Metropolitan Statistical Area Access Services (Cont'd)

### 23.5 Rates and Charges (Cont'd)

#### 23.5.2 BellSouth SPA Service (Cont'd)

##### 23.5.2.9 High Capacity (a.k.a. BellSouth SPA High Capacity) Service (Cont'd)

#### (B) Interoffice Channel (Cont'd)

(5) LightGate service (a.k.a. BellSouth SPA Point to Point Network) Interoffice Channel (Cont'd)

(g) LightGate service (a.k.a. BellSouth SPA Point to Point Network) Synchronous System Channel Interfaces

Central Office Channel Interfaces	<u>Nonrecurring Charge</u>	<u>Month to Month Rates</u>	<u>USOC</u>
Per DS1	\$ 170.00	\$ 24.00	1PQE8
Per DS3	\$ 180.00	\$ 115.00	1PQE3
Per STS-1	\$ 200.00	\$ 175.00	1PQE4
Per OC-3 (2 Fiber)	\$ 200.00	\$ 240.00	1PQE5
(4 Fiber)	\$ 200.00	\$ 425.00	1PQE6
Per OC-12 (2 Fiber)	\$ 360.00	\$ 640.00	1PQEE
(4 Fiber)	\$ 400.00	\$1280.00	1PQED
Per OC-48 (2 Fiber)	\$ 500.00	\$1600.00	1PQEO
(4 Fiber)	\$ 500.00	\$3200.00	1PQEF
Per STS-1 Channel System	\$ 290.00	\$ 600.00	1PQE7
Per OC-3 Channel System	\$ 350.00	\$1325.00	1PQEB
Per OC-12 Channel System	\$ 300.00	\$2650.00	1PQ12
Per OC-48 Channel System	\$ 300.00	\$5490.00	1PQ48
Per 28 DS1 Channel System	\$ 290.00	\$ 600.00	MQ3C1
Per DS1	\$ 170.00	\$ 15.00	1PQE1
Per 1000 Mbps <sup>1</sup>	\$ 300.00	\$ 740.00	1PQEK

(T)

Note 1: Available only for systems installed on or after September 30, 2003 that do not contain a Optical Customer Termination of a Optical Serving Wire Center Termination.

All BellSouth marks contained herein and as set forth in the trademarks and servicemarks section of this Tariff are owned by BellSouth Intellectual Property Corporation.

\*\*\*\*\*

BELLSOUTH TELECOMMUNICATIONS, INC.  
BY: Operations Manager - Pricing  
29G57, 675 W. Peachtree St., N.E.  
Atlanta, Georgia 30375  
ISSUED: JUNE 16, 2005

TARIFF F.C.C. NO. 1  
ORIGINAL PAGE 23-222.1

EFFECTIVE: JULY 1, 2005

ACCESS SERVICE

(N)

23 - Metropolitan Statistical Area Access Services (Cont'd)

(N)

23.5 Rates and Charges (Cont'd)

(N)

23.5.2 BellSouth SPA Service (Cont'd)

(N)

23.5.2.9 High Capacity (a.k.a. BellSouth SPA High Capacity) Service (Cont'd)

(N)

(B) Interoffice Channel (Cont'd)

(N)

(5) LightGate service (a.k.a. BellSouth SPA Point to  
Point Network) Interoffice Channel (Cont'd)

(N)

(N)

(g) LightGate service (a.k.a. BellSouth SPA Point to Point Network)  
Synchronous System Channel Interfaces

(N)

(N)

	<u>Nonrecurring Charge</u>	<u>Month to Month Rates</u>	<u>USOC</u>	(N)
Central Office				(N)
<u>Channel Interfaces (Cont'd)</u>				(N)
				(N)
Per 10 Mbps	\$400.00	\$500.00	1PQEL	(N)
Per 100 Mbps	\$400.00	\$540.00	1PQEL	(N)
Per Fractional 1000 Mbps				(N)
- 50 Mbps	\$400.00	\$520.00	1PQEL	(N)
- 150 Mbps	\$400.00	\$560.00	1PQEL	(N)
- 300 Mbps	\$400.00	\$600.00	1PQEL	(N)
- 450 Mbps	\$400.00	\$640.00	1PQEL	(N)
- 600 Mbps	\$400.00	\$700.00	1PQEL	(N)

EFFECTIVE: JANUARY 23, 2001

ACCESS SERVICE

23 - Metropolitan Statistical Area Access Services (Cont'd)	(N)
23.5 <u>Rates and Charges</u> (Cont'd)	(N)
23.5.2 <u>BellSouth SPA Service</u> (Cont'd)	(N)
23.5.2.9 <u>High Capacity (a.k.a. BellSouth SPA High Capacity) Service</u> (Cont'd)	(N)
(B) Interoffice Channel (Cont'd)	(N)
(5) LightGate service (a.k.a. BellSouth SPA Point to Point Network) Interoffice Channel (Cont'd)	(N)
(h) LightGate 1 service (a.k.a. BellSouth SPA Point to Point Network) (1 DS3 Capacity) Interoffice Channel System	(N)
Mileage Band 0-8	(N)
Fixed, per System	(N)

Zone 1

	<u>Transport Payment Plan Rates</u>			<u>USOC</u>	
	<u>Plan A</u>	<u>Plan B</u>	<u>Plan C</u>		
	<u>12 to 36</u>	<u>37 to 60</u>	<u>61 to 96</u>		
	<u>Months</u>	<u>Months</u>	<u>Months</u>		
	<u>Per Month Rates</u>				
<u>States</u>					
Alabama	\$975.00	\$775.00	\$625.00	1LPS8	(N)
Florida	\$975.00	\$775.00	\$625.00	1LPS8	(N)
Georgia	\$975.00	\$775.00	\$625.00	1LPS8	(N)
Kentucky	\$975.00	\$775.00	\$625.00	1LPS8	(N)
Louisiana	\$975.00	\$775.00	\$625.00	1LPS8	(N)
Mississippi	\$975.00	\$775.00	\$625.00	1LPS8	(N)
North Carolina	\$975.00	\$775.00	\$625.00	1LPS8	(N)
South Carolina	\$975.00	\$775.00	\$625.00	1LPS8	(N)
Tennessee	\$975.00	\$775.00	\$625.00	1LPS8	(N)

Zone 2

	<u>Transport Payment Plan Rates</u>			<u>USOC</u>	
	<u>Plan A</u>	<u>Plan B</u>	<u>Plan C</u>		
	<u>12 to 36</u>	<u>37 to 60</u>	<u>61 to 96</u>		
	<u>Months</u>	<u>Months</u>	<u>Months</u>		
	<u>Per Month Rates</u>				
<u>States</u>					
Alabama	\$975.00	\$775.00	\$625.00	1LPS8	(N)
Florida	\$975.00	\$775.00	\$625.00	1LPS8	(N)
Georgia	\$975.00	\$775.00	\$625.00	1LPS8	(N)
Kentucky	\$975.00	\$775.00	\$625.00	1LPS8	(N)
Louisiana	\$975.00	\$775.00	\$625.00	1LPS8	(N)
Mississippi	\$975.00	\$775.00	\$625.00	1LPS8	(N)
North Carolina	\$975.00	\$775.00	\$625.00	1LPS8	(N)
South Carolina	\$975.00	\$775.00	\$625.00	1LPS8	(N)
Tennessee	\$975.00	\$775.00	\$625.00	1LPS8	(N)

EFFECTIVE: JANUARY 23, 2001

ACCESS SERVICE

- 23 - Metropolitan Statistical Area Access Services (Cont'd) (N)
- 23.5 Rates and Charges (Cont'd) (N)
- 23.5.2 BellSouth SPA Service (Cont'd) (N)
- 23.5.2.9 High Capacity (a.k.a. BellSouth SPA High Capacity) Service (Cont'd) (N)
- (B) Interoffice Channel (Cont'd) (N)
- (5) LightGate service (a.k.a. BellSouth SPA Point to Point Network)  
 Interoffice Channel (Cont'd) (N)
- (h) LightGate 1 service (a.k.a. BellSouth SPA Point to Point Network 1  
 DS3 Capacity) Interoffice Channel System (Cont'd) (N)
- Mileage Band 0-8  
 Fixed, per System (Cont'd) (N)

Zone 3

Transport Payment Plan Rates			USOC
Plan A	Plan B	Plan C	
12 to 36	37 to 60	61 to 96	
Months	Months	Months	
Per Month Rates			

States

Alabama	\$975.00	\$775.00	\$625.00	1LPS8
Florida	\$975.00	\$775.00	\$625.00	1LPS8
Georgia	\$975.00	\$775.00	\$625.00	1LPS8
Kentucky	\$975.00	\$775.00	\$625.00	1LPS8
Louisiana	\$975.00	\$775.00	\$625.00	1LPS8
Mississippi	\$975.00	\$775.00	\$625.00	1LPS8
North Carolina	\$975.00	\$775.00	\$625.00	1LPS8
South Carolina	\$975.00	\$775.00	\$625.00	1LPS8
Tennessee	\$975.00	\$775.00	\$625.00	1LPS8

Mileage Band 0-8  
 Per Mile

Zone 1

Transport Payment Plan Rates			USOC
Plan A	Plan B	Plan C	
12 to 36	37 to 60	61 to 96	
Months	Months	Months	
Per Month Rates			

State

Alabama	\$ 70.00	\$60.00	\$ 50.00	1LPE8
Florida	\$ 70.00	\$60.00	\$ 50.00	1LPE8
Georgia	\$ 70.00	\$60.00	\$ 50.00	1LPE8
Kentucky	\$ 70.00	\$60.00	\$ 50.00	1LPE8
Louisiana	\$ 70.00	\$60.00	\$ 50.00	1LPE8
Mississippi	\$ 70.00	\$60.00	\$ 50.00	1LPE8
North Carolina	\$ 70.00	\$60.00	\$ 50.00	1LPE8
South Carolina	\$ 70.00	\$60.00	\$ 50.00	1LPE8
Tennessee	\$ 70.00	\$60.00	\$ 50.00	1LPE8

BELLSOUTH TELECOMMUNICATIONS, INC.  
BY: Operations Manager - Pricing  
29G57, 675 W. Peachtree St., N.E.  
Atlanta, Georgia 30375  
ISSUED: JANUARY 22, 2001

TARIFF F.C.C. NO. 1  
ORIGINAL PAGE 23-225

EFFECTIVE: JANUARY 23, 2001

ACCESS SERVICE

- 23 – Metropolitan Statistical Area Access Services (Cont'd) (N)
- 23.5 Rates and Charges (Cont'd) (N)
- 23.5.2 BellSouth SPA Service (Cont'd) (N)
- 23.5.2.9 High Capacity (a.k.a. BellSouth SPA High Capacity) Service (Cont'd) (N)
- (B) Interoffice Channel (Cont'd) (N)
- (5) LightGate service (a.k.a. BellSouth SPA Point to Point Network)  
Interoffice Channel (Cont'd) (N)
- (h) LightGate 1 service (a.k.a. BellSouth SPA Point to Point Network 1  
DS3 Capacity) Interoffice Channel System (Cont'd) (N)

Mileage Band 0-8 (N)  
Per Mile (Cont'd) (N)

Zone 2

	<u>Transport Payment Plan Rates</u>			<u>USOC</u>	(N)
	<u>Plan A</u>	<u>Plan B</u>	<u>Plan C</u>		
	<u>12 to 36</u>	<u>37 to 60</u>	<u>61 to 96</u>		
	<u>Months</u>	<u>Months</u>	<u>Months</u>		
	<u>Per Month Rates</u>				(N)
<u>State</u>					(N)
Alabama	\$ 70.00	\$60.00	\$ 50.00	1LPE8	(N)
Florida	\$ 70.00	\$60.00	\$ 50.00	1LPE8	(N)
Georgia	\$ 70.00	\$60.00	\$ 50.00	1LPE8	(N)
Kentucky	\$ 70.00	\$60.00	\$ 50.00	1LPE8	(N)
Louisiana	\$ 70.00	\$60.00	\$ 50.00	1LPE8	(N)
Mississippi	\$ 70.00	\$60.00	\$ 50.00	1LPE8	(N)
North Carolina	\$ 70.00	\$60.00	\$ 50.00	1LPE8	(N)
South Carolina	\$ 70.00	\$60.00	\$ 50.00	1LPE8	(N)
Tennessee	\$ 70.00	\$60.00	\$ 50.00	1LPE8	(N)

Zone 3

	<u>Transport Payment Plan Rates</u>			<u>USOC</u>	(N)
	<u>Plan A</u>	<u>Plan B</u>	<u>Plan C</u>		
	<u>12 to 36</u>	<u>37 to 60</u>	<u>61 to 96</u>		
	<u>Months</u>	<u>Months</u>	<u>Months</u>		
	<u>Per Month Rates</u>				(N)
<u>State</u>					(N)
Alabama	\$ 70.00	\$60.00	\$ 50.00	1LPE8	(N)
Florida	\$ 70.00	\$60.00	\$ 50.00	1LPE8	(N)
Georgia	\$ 70.00	\$60.00	\$ 50.00	1LPE8	(N)
Kentucky	\$ 70.00	\$60.00	\$ 50.00	1LPE8	(N)
Louisiana	\$ 70.00	\$60.00	\$ 50.00	1LPE8	(N)
Mississippi	\$ 70.00	\$60.00	\$ 50.00	1LPE8	(N)
North Carolina	\$ 70.00	\$60.00	\$ 50.00	1LPE8	(N)
South Carolina	\$ 70.00	\$60.00	\$ 50.00	1LPE8	(N)
Tennessee	\$ 70.00	\$60.00	\$ 50.00	1LPE8	(N)

\*\*\*\*\*

EFFECTIVE: JANUARY 23, 2001

ACCESS SERVICE

- 23 - Metropolitan Statistical Area Access Services (Cont'd) (N)
- 23.5 Rates and Charges (Cont'd) (N)
- 23.5.2 BellSouth SPA Service (Cont'd) (N)
- 23.5.2.9 High Capacity (a.k.a. BellSouth SPA High Capacity) Service (Cont'd) (N)
- (B) Interoffice Channel (Cont'd) (N)
- (5) LightGate service (a.k.a. BellSouth SPA Point to Point Network)  
 Interoffice Channel (Cont'd) (N)
- (h) LightGate 1 service (a.k.a. BellSouth SPA Point to Point Network 1  
 DS3 Capacity) Interoffice Channel System (Cont'd) (N)
- Mileage Band 9-25 (N)  
 Fixed, per System (N)

Zone 1

Transport Payment Plan Rates		
Plan A	Plan B	Plan C
12 to 36	37 to 60	61 to 96
Months	Months	Months
Per Month Rates		

USOC

State

Alabama	\$1125.00	\$ 925.00	\$775.00	1LPS9
Florida	\$1125.00	\$ 925.00	\$775.00	1LPS9
Georgia	\$1125.00	\$ 925.00	\$775.00	1LPS9
Kentucky	\$1125.00	\$ 925.00	\$775.00	1LPS9
Louisiana	\$1125.00	\$ 925.00	\$775.00	1LPS9
Mississippi	\$1125.00	\$ 925.00	\$775.00	1LPS9
North Carolina	\$1125.00	\$ 925.00	\$775.00	1LPS9
South Carolina	\$1125.00	\$ 925.00	\$775.00	1LPS9
Tennessee	\$1125.00	\$ 925.00	\$775.00	1LPS9

Zone 2

Transport Payment Plan Rates		
Plan A	Plan B	Plan C
12 to 36	37 to 60	61 to 96
Months	Months	Months
Per Month Rates		

USOC

State

Alabama	\$1125.00	\$ 925.00	\$775.00	1LPS9
Florida	\$1125.00	\$ 925.00	\$775.00	1LPS9
Georgia	\$1125.00	\$ 925.00	\$775.00	1LPS9
Kentucky	\$1125.00	\$ 925.00	\$775.00	1LPS9
Louisiana	\$1125.00	\$ 925.00	\$775.00	1LPS9
Mississippi	\$1125.00	\$ 925.00	\$775.00	1LPS9
North Carolina	\$1125.00	\$ 925.00	\$775.00	1LPS9
South Carolina	\$1125.00	\$ 925.00	\$775.00	1LPS9
Tennessee	\$1125.00	\$ 925.00	\$775.00	1LPS9

EFFECTIVE: JANUARY 23, 2001

ACCESS SERVICE

23 - Metropolitan Statistical Area Access Services (Cont'd)	(N)
23.5 <u>Rates and Charges</u> (Cont'd)	(N)
23.5.2 <u>BellSouth SPA Service</u> (Cont'd)	(N)
23.5.2.9 <u>High Capacity (a.k.a. BellSouth SPA High Capacity) Service</u> (Cont'd)	(N)
(B) Interoffice Channel (Cont'd)	(N)
(5) LightGate service (a.k.a. BellSouth SPA Point to Point Network) Interoffice Channel (Cont'd)	(N)
(h) LightGate 1 service (a.k.a. BellSouth SPA Point to Point Network 1 DS3 Capacity) Interoffice Channel System (Cont'd)	(N)
Mileage Band 9-25 Fixed, per System (Cont'd)	(N)

Zone 3	<u>Transport Payment Plan Rates</u>				(N)
	Plan A	Plan B	Plan C		(N)
	12 to 36	37 to 60	61 to 96		(N)
	<u>Months</u>	<u>Months</u>	<u>Months</u>	<u>USOC</u>	(N)
	<u>Per Month Rates</u>				(N)
<u>States</u>					(N)
Alabama	\$1125.00	\$ 925.00	\$775.00	1LPS9	(N)
Florida	\$1125.00	\$ 925.00	\$775.00	1LPS9	(N)
Georgia	\$1125.00	\$ 925.00	\$775.00	1LPS9	(N)
Kentucky	\$1125.00	\$ 925.00	\$775.00	1LPS9	(N)
Louisiana	\$1125.00	\$ 925.00	\$775.00	1LPS9	(N)
Mississippi	\$1125.00	\$ 925.00	\$775.00	1LPS9	(N)
North Carolina	\$1125.00	\$ 925.00	\$775.00	1LPS9	(N)
South Carolina	\$1125.00	\$ 925.00	\$775.00	1LPS9	(N)
Tennessee	\$1125.00	\$ 925.00	\$775.00	1LPS9	(N)

Mileage Band 9-25  
 Per Mile (N)

Zone 1	<u>Transport Payment Plan Rates</u>				(N)
	Plan A	Plan B	Plan C		(N)
	12 to 36	37 to 60	61 to 96		(N)
	<u>Months</u>	<u>Months</u>	<u>Months</u>	<u>USOC</u>	(N)
	<u>Per Month Rates</u>				(N)
<u>State</u>					(N)
Alabama	\$ 70.00	\$60.00	\$ 50.00	1LPE9	(N)
Florida	\$ 70.00	\$60.00	\$ 50.00	1LPE9	(N)
Georgia	\$ 70.00	\$60.00	\$ 50.00	1LPE9	(N)
Kentucky	\$ 70.00	\$60.00	\$ 50.00	1LPE9	(N)
Louisiana	\$ 70.00	\$60.00	\$ 50.00	1LPE9	(N)
Mississippi	\$ 70.00	\$60.00	\$ 50.00	1LPE9	(N)
North Carolina	\$ 70.00	\$60.00	\$ 50.00	1LPE9	(N)
South Carolina	\$ 70.00	\$60.00	\$ 50.00	1LPE9	(N)
Tennessee	\$ 70.00	\$60.00	\$ 50.00	1LPE9	(N)

EFFECTIVE: JANUARY 23, 2001

ACCESS SERVICE

23 - Metropolitan Statistical Area Access Services (Cont'd)	(N)
23.5 <u>Rates and Charges</u> (Cont'd)	(N)
23.5.2 <u>BellSouth SPA Service</u> (Cont'd)	(N)
23.5.2.9 <u>High Capacity (a.k.a. BellSouth SPA High Capacity) Service</u> (Cont'd)	(N)
(B) Interoffice Channel (Cont'd)	(N)
(5) LightGate service (a.k.a. BellSouth SPA Point to Point Network) Interoffice Channel (Cont'd)	(N)
(h) LightGate 1 service (a.k.a. BellSouth SPA Point to Point Network 1 DS3 Capacity) Interoffice Channel System (Cont'd)	(N)
Mileage Band 9-25 Per Mile (Cont'd)	(N)

Zone 2

Transport Payment Plan Rates				(N)
Plan A	Plan B	Plan C		(N)
12 to 36	37 to 60	61 to 96		(N)
Months	Months	Months	USOC	(N)
Per Month Rates				(N)

State

Alabama	\$ 70.00	\$60.00	\$ 50.00	1LPE9	(N)
Florida	\$ 70.00	\$60.00	\$ 50.00	1LPE9	(N)
Georgia	\$ 70.00	\$60.00	\$ 50.00	1LPE9	(N)
Kentucky	\$ 70.00	\$60.00	\$ 50.00	1LPE9	(N)
Louisiana	\$ 70.00	\$60.00	\$ 50.00	1LPE9	(N)
Mississippi	\$ 70.00	\$60.00	\$ 50.00	1LPE9	(N)
North Carolina	\$ 70.00	\$60.00	\$ 50.00	1LPE9	(N)
South Carolina	\$ 70.00	\$60.00	\$ 50.00	1LPE9	(N)
Tennessee	\$ 70.00	\$60.00	\$ 50.00	1LPE9	(N)

Zone 3

Transport Payment Plan Rates				(N)
Plan A	Plan B	Plan C		(N)
12 to 36	37 to 60	61 to 96		(N)
Months	Months	Months	USOC	(N)
Per Month Rates				(N)

State

Alabama	\$ 70.00	\$60.00	\$ 50.00	1LPE9	(N)
Florida	\$ 70.00	\$60.00	\$ 50.00	1LPE9	(N)
Georgia	\$ 70.00	\$60.00	\$ 50.00	1LPE9	(N)
Kentucky	\$ 70.00	\$60.00	\$ 50.00	1LPE9	(N)
Louisiana	\$ 70.00	\$60.00	\$ 50.00	1LPE9	(N)
Mississippi	\$ 70.00	\$60.00	\$ 50.00	1LPE9	(N)
North Carolina	\$ 70.00	\$60.00	\$ 50.00	1LPE9	(N)
South Carolina	\$ 70.00	\$60.00	\$ 50.00	1LPE9	(N)
Tennessee	\$ 70.00	\$60.00	\$ 50.00	1LPE9	(N)



BELLSOUTH TELECOMMUNICATIONS, INC.  
 BY: Operations Manager - Pricing  
 29G57, 675 W. Peachtree St., N.E.  
 Atlanta, Georgia 30375  
 ISSUED: JANUARY 22, 2001

TARIFF F.C.C. NO. 1  
 ORIGINAL PAGE 23-229

EFFECTIVE: JANUARY 23, 2001

ACCESS SERVICE

- 23 - Metropolitan Statistical Area Access Services (Cont'd) (N)
- 23.5 Rates and Charges (Cont'd) (N)
- 23.5.2 BellSouth SPA Service (Cont'd) (N)
- 23.5.2.9 High Capacity (a.k.a. BellSouth SPA High Capacity) Service (Cont'd) (N)
- (B) Interoffice Channel (Cont'd) (N)
- (5) LightGate service (a.k.a. BellSouth SPA Point to Point Network)  
 Interoffice Channel (Cont'd) (N)
- (h) LightGate 1 service (a.k.a. BellSouth SPA Point to Point Network  
 1 DS3 Capacity) Interoffice Channel System (Cont'd) (N)
- Mileage Band 26+ (N)  
 Fixed, per System (N)

Zone 1	<u>Transport Payment Plan Rates</u>			<u>USOC</u>	(N)
	<u>Plan A</u>	<u>Plan B</u>	<u>Plan C</u>		
	<u>12 to 36</u>	<u>37 to 60</u>	<u>61 to 96</u>		
	<u>Months</u>	<u>Months</u>	<u>Months</u>		
	<u>Per Month Rates</u>				(N)
<u>States</u>					(N)
Alabama	\$1325.00	\$1125.00	\$925.00	1LPS6	(N)
Florida	\$1325.00	\$1125.00	\$925.00	1LPS6	(N)
Georgia	\$1325.00	\$1125.00	\$925.00	1LPS6	(N)
Kentucky	\$1325.00	\$1125.00	\$925.00	1LPS6	(N)
Louisiana	\$1325.00	\$1125.00	\$925.00	1LPS6	(N)
Mississippi	\$1325.00	\$1125.00	\$925.00	1LPS6	(N)
North Carolina	\$1325.00	\$1125.00	\$925.00	1LPS6	(N)
South Carolina	\$1325.00	\$1125.00	\$925.00	1LPS6	(N)
Tennessee	\$1325.00	\$1125.00	\$925.00	1LPS6	(N)

Zone 2	<u>Transport Payment Plan Rates</u>			<u>USOC</u>	(N)
	<u>Plan A</u>	<u>Plan B</u>	<u>Plan C</u>		
	<u>12 to 36</u>	<u>37 to 60</u>	<u>61 to 96</u>		
	<u>Months</u>	<u>Months</u>	<u>Months</u>		
	<u>Per Month Rates</u>				(N)
<u>States</u>					(N)
Alabama	\$1325.00	\$1125.00	\$925.00	1LPS6	(N)
Florida	\$1325.00	\$1125.00	\$925.00	1LPS6	(N)
Georgia	\$1325.00	\$1125.00	\$925.00	1LPS6	(N)
Kentucky	\$1325.00	\$1125.00	\$925.00	1LPS6	(N)
Louisiana	\$1325.00	\$1125.00	\$925.00	1LPS6	(N)
Mississippi	\$1325.00	\$1125.00	\$925.00	1LPS6	(N)
North Carolina	\$1325.00	\$1125.00	\$925.00	1LPS6	(N)
South Carolina	\$1325.00	\$1125.00	\$925.00	1LPS6	(N)
Tennessee	\$1325.00	\$1125.00	\$925.00	1LPS6	(N)

\*\*\*\*\*

EFFECTIVE: JANUARY 23, 2001

ACCESS SERVICE

- 23 - Metropolitan Statistical Area Access Services (Cont'd) (N)
- 23.5 Rates and Charges (Cont'd) (N)
- 23.5.2 BellSouth SPA Service (Cont'd) (N)
- 23.5.2.9 High Capacity (a.k.a. BellSouth SPA High Capacity) Service (Cont'd) (N)
- (B) Interoffice Channel (Cont'd) (N)
- (5) LightGate service (a.k.a. BellSouth SPA Point to Point Network)  
 Interoffice Channel (Cont'd) (N)
- (h) LightGate 1 service (a.k.a. BellSouth SPA Point to Point Network  
 1 DS3 Capacity) Interoffice Channel System (Cont'd) (N)

Mileage Band 26+  
 Fixed, per System (Cont'd) (N)

Zone 3	Transport Payment Plan Rates			USOC	(N)
	Plan A	Plan B	Plan C		
	12 to 36	37 to 60	61 to 96		
	Months	Months	Months		
	Per Month Rates				(N)
State					(N)
Alabama	\$1325.00	\$1125.00	\$925.00	1LPS6	(N)
Florida	\$1325.00	\$1125.00	\$925.00	1LPS6	(N)
Georgia	\$1325.00	\$1125.00	\$925.00	1LPS6	(N)
Kentucky	\$1325.00	\$1125.00	\$925.00	1LPS6	(N)
Louisiana	\$1325.00	\$1125.00	\$925.00	1LPS6	(N)
Mississippi	\$1325.00	\$1125.00	\$925.00	1LPS6	(N)
North Carolina	\$1325.00	\$1125.00	\$925.00	1LPS6	(N)
South Carolina	\$1325.00	\$1125.00	\$925.00	1LPS6	(N)
Tennessee	\$1325.00	\$1125.00	\$925.00	1LPS6	(N)

Mileage Band 26+  
 Per Mile (N)

Zone 1	Transport Payment Plan Rates			USOC	(N)
	Plan A	Plan B	Plan C		
	12 to 36	37 to 60	61 to 96		
	Months	Months	Months		
	Per Month Rates				(N)
State					(N)
Alabama	\$ 70.00	\$60.00	\$ 50.00	1LPE6	(N)
Florida	\$ 70.00	\$60.00	\$ 50.00	1LPE6	(N)
Georgia	\$ 70.00	\$60.00	\$ 50.00	1LPE6	(N)
Kentucky	\$ 70.00	\$60.00	\$ 50.00	1LPE6	(N)
Louisiana	\$ 70.00	\$60.00	\$ 50.00	1LPE6	(N)
Mississippi	\$ 70.00	\$60.00	\$ 50.00	1LPE6	(N)
North Carolina	\$ 70.00	\$60.00	\$ 50.00	1LPE6	(N)
South Carolina	\$ 70.00	\$60.00	\$ 50.00	1LPE6	(N)
Tennessee	\$ 70.00	\$60.00	\$ 50.00	1LPE6	(N)

EFFECTIVE: JANUARY 23, 2001

ACCESS SERVICE

- 23 - Metropolitan Statistical Area Access Services (Cont'd) (N)
- 23.5 Rates and Charges (Cont'd) (N)
- 23.5.2 BellSouth SPA Service (Cont'd) (N)
- 23.5.2.9 High Capacity (a.k.a. BellSouth SPA High Capacity) Service (Cont'd) (N)
- (B) Interoffice Channel (Cont'd) (N)
- (5) LightGate service (a.k.a. BellSouth SPA Point to Point Network)  
 Interoffice Channel (Cont'd) (N)
- (h) LightGate 1 service (a.k.a. BellSouth SPA Point to Point Network  
 1 DS3 Capacity) Interoffice Channel System (Cont'd) (N)

Mileage Band 26+  
 Per Mile (Cont'd) (N)

Zone 2	Transport Payment Plan Rates			USOC	(N)
	Plan A	Plan B	Plan C		
	12 to 36	37 to 60	61 to 96		
	Months	Months	Months		
	Per Month Rates				(N)
<u>State</u>					(N)
Alabama	\$ 70.00	\$60.00	\$ 50.00	1LPE6	(N)
Florida	\$ 70.00	\$60.00	\$ 50.00	1LPE6	(N)
Georgia	\$ 70.00	\$60.00	\$ 50.00	1LPE6	(N)
Kentucky	\$ 70.00	\$60.00	\$ 50.00	1LPE6	(N)
Louisiana	\$ 70.00	\$60.00	\$ 50.00	1LPE6	(N)
Mississippi	\$ 70.00	\$60.00	\$ 50.00	1LPE6	(N)
North Carolina	\$ 70.00	\$60.00	\$ 50.00	1LPE6	(N)
South Carolina	\$ 70.00	\$60.00	\$ 50.00	1LPE6	(N)
Tennessee	\$ 70.00	\$60.00	\$ 50.00	1LPE6	(N)

Zone 3	Transport Payment Plan Rates			USOC	(N)
	Plan A	Plan B	Plan C		
	12 to 36	37 to 60	61 to 96		
	Months	Months	Months		
	Per Month Rates				(N)
<u>State</u>					(N)
Alabama	\$ 70.00	\$60.00	\$ 50.00	1LPE6	(N)
Florida	\$ 70.00	\$60.00	\$ 50.00	1LPE6	(N)
Georgia	\$ 70.00	\$60.00	\$ 50.00	1LPE6	(N)
Kentucky	\$ 70.00	\$60.00	\$ 50.00	1LPE6	(N)
Louisiana	\$ 70.00	\$60.00	\$ 50.00	1LPE6	(N)
Mississippi	\$ 70.00	\$60.00	\$ 50.00	1LPE6	(N)
North Carolina	\$ 70.00	\$60.00	\$ 50.00	1LPE6	(N)
South Carolina	\$ 70.00	\$60.00	\$ 50.00	1LPE6	(N)
Tennessee	\$ 70.00	\$60.00	\$ 50.00	1LPE6	(N)

BELLSOUTH TELECOMMUNICATIONS, INC.  
 BY: Operations Manager - Pricing  
 29G57, 675 W. Peachtree St., N.E.  
 Atlanta, Georgia 30375  
 ISSUED: JANUARY 22, 2001

TARIFF F.C.C. NO. 1  
 ORIGINAL PAGE 23-232

EFFECTIVE: JANUARY 23, 2001

ACCESS SERVICE

- 23 - Metropolitan Statistical Area Access Services (Cont'd) (N)
- 23.5 Rates and Charges (Cont'd) (N)
- 23.5.2 BellSouth SPA Service (Cont'd) (N)
- 23.5.2.9 High Capacity (a.k.a. BellSouth SPA High Capacity) Service (Cont'd) (N)
- (B) Interoffice Channel (Cont'd) (N)
- (5) LightGate service (a.k.a. BellSouth SPA Point to Point Network)  
 Interoffice Channel (Cont'd) (N)
- (h) LightGate 1 service (a.k.a. BellSouth SPA Point to Point Network  
 1 DS3 Capacity) Interoffice Channel System (Cont'd) (N)

		Transport Payment Plan Rates				(N)
	Non-	Plan A	Plan B	Plan C		(N)
	Recurring	12 to 36	37 to 60	61 to 96		(N)
	Charge	Months	Months	Months	USOC	(N)
		Per Month Rates				(N)
Central Office						(N)
Channel Interfaces						(N)
Per Termination						(N)
Per DS3	\$180.00	\$ 70.00	\$ 70.00	\$ 70.00	1PQE3	(N)
Per 28 DS1						(N)
Channel System	N/A	\$ 490.00	\$465.00	\$450.00	MQ3C1	(N)
Per DS1	\$170.00	\$ 8.00	\$ 7.00	\$ 6.00	1PQE1	(N)

\*\*\*\*\*

EFFECTIVE: JANUARY 23, 2001

ACCESS SERVICE

- 23 - Metropolitan Statistical Area Access Services (Cont'd) (N)
- 23.5 Rates and Charges (Cont'd) (N)
- 23.5.2 BellSouth SPA Service (Cont'd) (N)
- 23.5.2.9 High Capacity (a.k.a. BellSouth SPA High Capacity) Service (Cont'd) (N)
- (B) Interoffice Channel (Cont'd) (N)
- (5) LightGate service (a.k.a. BellSouth SPA Point to Point Network)  
 Interoffice Channel (Cont'd) (N)
- (i) LightGate STS-1 service (a.k.a. BellSouth SPA Point to Point  
 Network 1 DS3 Capacity) Interoffice Channel System (N)
- Mileage Band 0-8 (N)  
 Fixed, per System (N)

Zone 1

Transport Payment Plan Rates			USOC
Plan A	Plan B	Plan C	
12 to 36	37 to 60	61 to 96	
Months	Months	Months	
Per Month Rates			

States

Alabama	\$975.00	\$775.00	\$625.00	1LPSA	(N)
Florida	\$975.00	\$775.00	\$625.00	1LPSA	(N)
Georgia	\$975.00	\$775.00	\$625.00	1LPSA	(N)
Kentucky	\$975.00	\$775.00	\$625.00	1LPSA	(N)
Louisiana	\$975.00	\$775.00	\$625.00	1LPSA	(N)
Mississippi	\$975.00	\$775.00	\$625.00	1LPSA	(N)
North Carolina	\$975.00	\$775.00	\$625.00	1LPSA	(N)
South Carolina	\$975.00	\$775.00	\$625.00	1LPSA	(N)
Tennessee	\$975.00	\$775.00	\$625.00	1LPSA	(N)

Zone 2

Transport Payment Plan Rates			USOC
Plan A	Plan B	Plan C	
12 to 36	37 to 60	61 to 96	
Months	Months	Months	
Per Month Rates			

States

Alabama	\$975.00	\$775.00	\$625.00	1LPSA	(N)
Florida	\$975.00	\$775.00	\$625.00	1LPSA	(N)
Georgia	\$975.00	\$775.00	\$625.00	1LPSA	(N)
Kentucky	\$975.00	\$775.00	\$625.00	1LPSA	(N)
Louisiana	\$975.00	\$775.00	\$625.00	1LPSA	(N)
Mississippi	\$975.00	\$775.00	\$625.00	1LPSA	(N)
North Carolina	\$975.00	\$775.00	\$625.00	1LPSA	(N)
South Carolina	\$975.00	\$775.00	\$625.00	1LPSA	(N)
Tennessee	\$975.00	\$775.00	\$625.00	1LPSA	(N)

EFFECTIVE: JANUARY 23, 2001

ACCESS SERVICE

23 - Metropolitan Statistical Area Access Services (Cont'd)	(N)
23.5 <u>Rates and Charges</u> (Cont'd)	(N)
23.5.2 <u>BellSouth SPA Service</u> (Cont'd)	(N)
23.5.2.9 <u>High Capacity (a.k.a. BellSouth SPA High Capacity) Service</u> (Cont'd)	(N)
(B) Interoffice Channel (Cont'd)	(N)
(5) LightGate service (a.k.a. BellSouth SPA Point to Point Network) Interoffice Channel (Cont'd)	(N)
(i) LightGate STS-1 service (a.k.a. BellSouth SPA Point to Point Network 1 DS3 Capacity) Interoffice Channel System (Cont'd)	(N)
Mileage Band 0-8	(N)
Fixed, per System (Cont'd)	(N)

Zone 3

Transport Payment Plan Rates			USOC	(N)
Plan A	Plan B	Plan C		
12 to 36	37 to 60	61 to 96		
Months	Months	Months		
Per Month Rates				(N)

States

Alabama	\$975.00	\$775.00	\$625.00	1LPSA	(N)
Florida	\$975.00	\$775.00	\$625.00	1LPSA	(N)
Georgia	\$975.00	\$775.00	\$625.00	1LPSA	(N)
Kentucky	\$975.00	\$775.00	\$625.00	1LPSA	(N)
Louisiana	\$975.00	\$775.00	\$625.00	1LPSA	(N)
Mississippi	\$975.00	\$775.00	\$625.00	1LPSA	(N)
North Carolina	\$975.00	\$775.00	\$625.00	1LPSA	(N)
South Carolina	\$975.00	\$775.00	\$625.00	1LPSA	(N)
Tennessee	\$975.00	\$775.00	\$625.00	1LPSA	(N)

Mileage Band 0-8  
 Per Mile

Zone 1

Transport Payment Plan Rates			USOC	(N)
Plan A	Plan B	Plan C		
12 to 36	37 to 60	61 to 96		
Months	Months	Months		
Per Month Rates				(N)

State

Alabama	\$ 70.00	\$60.00	\$ 50.00	1LPEB	(N)
Florida	\$ 70.00	\$60.00	\$ 50.00	1LPEB	(N)
Georgia	\$ 70.00	\$60.00	\$ 50.00	1LPEB	(N)
Kentucky	\$ 70.00	\$60.00	\$ 50.00	1LPEB	(N)
Louisiana	\$ 70.00	\$60.00	\$ 50.00	1LPEB	(N)
Mississippi	\$ 70.00	\$60.00	\$ 50.00	1LPEB	(N)
North Carolina	\$ 70.00	\$60.00	\$ 50.00	1LPEB	(N)
South Carolina	\$ 70.00	\$60.00	\$ 50.00	1LPEB	(N)
Tennessee	\$ 70.00	\$60.00	\$ 50.00	1LPEB	(N)

EFFECTIVE: JANUARY 23, 2001

ACCESS SERVICE

- 23 – Metropolitan Statistical Area Access Services (Cont'd) (N)
- 23.5 Rates and Charges (Cont'd) (N)
- 23.5.2 BellSouth SPA Service (Cont'd) (N)
- 23.5.2.9 High Capacity (a.k.a. BellSouth SPA High Capacity) Service (Cont'd) (N)
- (B) Interoffice Channel (Cont'd) (N)
- (5) LightGate service (a.k.a. BellSouth SPA Point to Point Network)  
 Interoffice Channel (Cont'd) (N)
- (i) LightGate STS-1 service (a.k.a. BellSouth SPA Point to Point  
 Network 1 DS3 Capacity) Interoffice Channel System (Cont'd) (N)

Mileage Band 0-8  
 Per Mile (Cont'd) (N)

Zone 2	Transport Payment Plan Rates			USOC	(N)
	Plan A	Plan B	Plan C		
	12 to 36	37 to 60	61 to 96		
	Months	Months	Months		
	Per Month Rates				(N)
State					(N)
Alabama	\$ 70.00	\$60.00	\$ 50.00	1LPEB	(N)
Florida	\$ 70.00	\$60.00	\$ 50.00	1LPEB	(N)
Georgia	\$ 70.00	\$60.00	\$ 50.00	1LPEB	(N)
Kentucky	\$ 70.00	\$60.00	\$ 50.00	1LPEB	(N)
Louisiana	\$ 70.00	\$60.00	\$ 50.00	1LPEB	(N)
Mississippi	\$ 70.00	\$60.00	\$ 50.00	1LPEB	(N)
North Carolina	\$ 70.00	\$60.00	\$ 50.00	1LPEB	(N)
South Carolina	\$ 70.00	\$60.00	\$ 50.00	1LPEB	(N)
Tennessee	\$ 70.00	\$60.00	\$ 50.00	1LPEB	(N)

Zone 3	Transport Payment Plan Rates			USOC	(N)
	Plan A	Plan B	Plan C		
	12 to 36	37 to 60	61 to 96		
	Months	Months	Months		
	Per Month Rates				(N)
State					(N)
Alabama	\$ 70.00	\$60.00	\$ 50.00	1LPEB	(N)
Florida	\$ 70.00	\$60.00	\$ 50.00	1LPEB	(N)
Georgia	\$ 70.00	\$60.00	\$ 50.00	1LPEB	(N)
Kentucky	\$ 70.00	\$60.00	\$ 50.00	1LPEB	(N)
Louisiana	\$ 70.00	\$60.00	\$ 50.00	1LPEB	(N)
Mississippi	\$ 70.00	\$60.00	\$ 50.00	1LPEB	(N)
North Carolina	\$ 70.00	\$60.00	\$ 50.00	1LPEB	(N)
South Carolina	\$ 70.00	\$60.00	\$ 50.00	1LPEB	(N)
Tennessee	\$ 70.00	\$60.00	\$ 50.00	1LPEB	(N)

EFFECTIVE: JANUARY 23, 2001

ACCESS SERVICE

- 23 – Metropolitan Statistical Area Access Services (Cont'd) (N)
- 23.5 Rates and Charges (Cont'd) (N)
- 23.5.2 BellSouth SPA Service (Cont'd) (N)
- 23.5.2.9 High Capacity (a.k.a. BellSouth SPA High Capacity) Service (Cont'd) (N)
- (B) Interoffice Channel (Cont'd) (N)
- (5) LightGate service (a.k.a. BellSouth SPA Point to Point Network)  
 Interoffice Channel (Cont'd) (N)
- (i) LightGate STS-1 service (a.k.a. BellSouth SPA Point to Point  
 Network 1 DS3 Capacity) Interoffice Channel System (Cont'd) (N)
- Mileage Band 9-25 (N)  
 Fixed, per System (N)

Zone 1

Transport Payment Plan Rates		
Plan A	Plan B	Plan C
12 to 36	37 to 60	61 to 96
Months	Months	Months
Per Month Rates		

USOC

State

Alabama	\$1125.00	\$925.00	\$775.00	1LPSB
Florida	\$1125.00	\$925.00	\$775.00	1LPSB
Georgia	\$1125.00	\$925.00	\$775.00	1LSPB
Kentucky	\$1125.00	\$925.00	\$775.00	1LPSB
Louisiana	\$1125.00	\$925.00	\$775.00	1LPSB
Mississippi	\$1125.00	\$925.00	\$775.00	1LPSB
North Carolina	\$1125.00	\$925.00	\$775.00	1LPSB
South Carolina	\$1125.00	\$925.00	\$775.00	1LPSB
Tennessee	\$1125.00	\$925.00	\$775.00	1LPSB

Zone 2

Transport Payment Plan Rates		
Plan A	Plan B	Plan C
12 to 36	37 to 60	61 to 96
Months	Months	Months
Per Month Rates		

USOC

State

Alabama	\$1125.00	\$925.00	\$775.00	1LPSB
Florida	\$1125.00	\$925.00	\$775.00	1LPSB
Georgia	\$1125.00	\$925.00	\$775.00	1LSPB
Kentucky	\$1125.00	\$925.00	\$775.00	1LPSB
Louisiana	\$1125.00	\$925.00	\$775.00	1LPSB
Mississippi	\$1125.00	\$925.00	\$775.00	1LPSB
North Carolina	\$1125.00	\$925.00	\$775.00	1LPSB
South Carolina	\$1125.00	\$925.00	\$775.00	1LPSB
Tennessee	\$1125.00	\$925.00	\$775.00	1LPSB



EFFECTIVE: JANUARY 23, 2001

ACCESS SERVICE

- 23 – Metropolitan Statistical Area Access Services (Cont'd) (N)
- 23.5 Rates and Charges (Cont'd) (N)
- 23.5.2 BellSouth SPA Service (Cont'd) (N)
- 23.5.2.9 High Capacity (a.k.a. BellSouth SPA High Capacity) Service (Cont'd) (N)
- (B) Interoffice Channel (Cont'd) (N)
- (5) LightGate service (a.k.a. BellSouth SPA Point to Point Network)  
 Interoffice Channel (Cont'd) (N)
- (i) LightGate STS-1 service (a.k.a. BellSouth SPA Point to Point  
 Network 1 DS3 Capacity) Interoffice Channel System (Cont'd) (N)
- Mileage Band 9-25  
 Fixed, per System (Cont'd) (N)

Zone 3

Transport Payment Plan Rates		
Plan A	Plan B	Plan C
12 to 36	37 to 60	61 to 96
Months	Months	Months
Per Month Rates		

USOC

States

Alabama	\$1125.00	\$925.00	\$775.00	1LPSB
Florida	\$1125.00	\$925.00	\$775.00	1LPSB
Georgia	\$1125.00	\$925.00	\$775.00	1LSPB
Kentucky	\$1125.00	\$925.00	\$775.00	1LPSB
Louisiana	\$1125.00	\$925.00	\$775.00	1LPSB
Mississippi	\$1125.00	\$925.00	\$775.00	1LPSB
North Carolina	\$1125.00	\$925.00	\$775.00	1LPSB
South Carolina	\$1125.00	\$925.00	\$775.00	1LPSB
Tennessee	\$1125.00	\$925.00	\$775.00	1LPSB

Mileage Band 9-25  
 Per Mile

Zone 1

Transport Payment Plan Rates		
Plan A	Plan B	Plan C
12 to 36	37 to 60	61 to 96
Months	Months	Months
Per Month Rates		

USOC

State

Alabama	\$ 70.00	\$60.00	\$ 50.00	1LPEC
Florida	\$ 70.00	\$60.00	\$ 50.00	1LPEC
Georgia	\$ 70.00	\$60.00	\$ 50.00	1LPEC
Kentucky	\$ 70.00	\$60.00	\$ 50.00	1LPEC
Louisiana	\$ 70.00	\$60.00	\$ 50.00	1LPEC
Mississippi	\$ 70.00	\$60.00	\$ 50.00	1LPEC
North Carolina	\$ 70.00	\$60.00	\$ 50.00	1LPEC
South Carolina	\$ 70.00	\$60.00	\$ 50.00	1LPEC
Tennessee	\$ 70.00	\$60.00	\$ 50.00	1LPEC

EFFECTIVE: JANUARY 23, 2001

ACCESS SERVICE

(N)

23 – Metropolitan Statistical Area Access Services (Cont'd)

(N)

23.5 Rates and Charges (Cont'd)

(N)

23.5.2 BellSouth SPA Service (Cont'd)

(N)

23.5.2.9 High Capacity (a.k.a. BellSouth SPA High Capacity) Service (Cont'd)

(N)

(B) Interoffice Channel (Cont'd)

(N)

(5) LightGate service (a.k.a. BellSouth SPA Point to Point Network)  
 Interoffice Channel (Cont'd)

(N)

(N)

(i) LightGate STS-1 service (a.k.a. BellSouth SPA Point to Point  
 Network 1 DS3 capacity) Interoffice Channel System (Cont'd)

(N)

(N)

Mileage Band 9-25

(N)

Per Mile (Cont'd)

(N)

Transport Payment Plan Rates

(N)

Zone 2

Plan A  
 12 to 36  
Months

Plan B  
 37 to 60  
Months

Plan C  
 61 to 96  
Months

USOC

(N)

(N)

(N)

Per Month Rates

(N)

States

Alabama

\$ 70.00

\$60.00

\$ 50.00

1LPEC

(N)

Florida

\$ 70.00

\$60.00

\$ 50.00

1LPEC

(N)

Georgia

\$ 70.00

\$60.00

\$ 50.00

1LPEC

(N)

Kentucky

\$ 70.00

\$60.00

\$ 50.00

1LPEC

(N)

Louisiana

\$ 70.00

\$60.00

\$ 50.00

1LPEC

(N)

Mississippi

\$ 70.00

\$60.00

\$ 50.00

1LPEC

(N)

North Carolina

\$ 70.00

\$60.00

\$ 50.00

1LPEC

(N)

South Carolina

\$ 70.00

\$60.00

\$ 50.00

1LPEC

(N)

Tennessee

\$ 70.00

\$60.00

\$ 50.00

1LPEC

(N)

Transport Payment Plan Rates

(N)

Zone 3

Plan A  
 12 to 36  
Months

Plan B  
 37 to 60  
Months

Plan C  
 61 to 96  
Months

USOC

(N)

(N)

(N)

Per Month Rates

(N)

States

Alabama

\$ 70.00

\$60.00

\$ 50.00

1LPEC

(N)

Florida

\$ 70.00

\$60.00

\$ 50.00

1LPEC

(N)

Georgia

\$ 70.00

\$60.00

\$ 50.00

1LPEC

(N)

Kentucky

\$ 70.00

\$60.00

\$ 50.00

1LPEC

(N)

Louisiana

\$ 70.00

\$60.00

\$ 50.00

1LPEC

(N)

Mississippi

\$ 70.00

\$60.00

\$ 50.00

1LPEC

(N)

North Carolina

\$ 70.00

\$60.00

\$ 50.00

1LPEC

(N)

South Carolina

\$ 70.00

\$60.00

\$ 50.00

1LPEC

(N)

Tennessee

\$ 70.00

\$60.00

\$ 50.00

1LPEC

(N)

EFFECTIVE: JANUARY 23, 2001

ACCESS SERVICE

23 – Metropolitan Statistical Area Access Services (Cont'd)

23.5 Rates and Charges (Cont'd)

23.5.2 BellSouth SPA Service (Cont'd)

23.5.2.9 High Capacity (a.k.a. BellSouth SPA High Capacity) Service (Cont'd)

(B) Interoffice Channel (Cont'd)

(5) LightGate service (a.k.a. BellSouth SPA Point to Point Network)  
 Interoffice Channel (Cont'd)

(i) LightGate STS-1 service (a.k.a. BellSouth SPA Point to Point  
 Network 1 DS3 Capacity) Interoffice Channel System (Cont'd)

Mileage Band 26+  
 Fixed, per System

Zone 1

Transport Payment Plan Rates

Plan A	Plan B	Plan C
12 to 36	37 to 60	61 to 96
Months	Months	Months
<u>Per Month Rates</u>		

USOC

States

Alabama	\$1325.00	\$1125.00	\$925.00	1LPSC
Florida	\$1325.00	\$1125.00	\$925.00	1LPSC
Georgia	\$1325.00	\$1125.00	\$925.00	1LPSC
Kentucky	\$1325.00	\$1125.00	\$925.00	1LPSC
Louisiana	\$1325.00	\$1125.00	\$925.00	1LPSC
Mississippi	\$1325.00	\$1125.00	\$925.00	1LPSC
North Carolina	\$1325.00	\$1125.00	\$925.00	1LPSC
South Carolina	\$1325.00	\$1125.00	\$925.00	1LPSC
Tennessee	\$1325.00	\$1125.00	\$925.00	1LPSC

Zone 2

Transport Payment Plan Rates

Plan A	Plan B	Plan C
12 to 36	37 to 60	61 to 96
Months	Months	Months
<u>Per Month Rates</u>		

USOC

States

Alabama	\$1325.00	\$1125.00	\$925.00	1LPSC
Florida	\$1325.00	\$1125.00	\$925.00	1LPSC
Georgia	\$1325.00	\$1125.00	\$925.00	1LPSC
Kentucky	\$1325.00	\$1125.00	\$925.00	1LPSC
Louisiana	\$1325.00	\$1125.00	\$925.00	1LPSC
Mississippi	\$1325.00	\$1125.00	\$925.00	1LPSC
North Carolina	\$1325.00	\$1125.00	\$925.00	1LPSC
South Carolina	\$1325.00	\$1125.00	\$925.00	1LPSC
Tennessee	\$1325.00	\$1125.00	\$925.00	1LPSC

EFFECTIVE: JANUARY 23, 2001

ACCESS SERVICE

- 23 – Metropolitan Statistical Area Access Services (Cont'd) (N)
- 23.5 Rates and Charges (Cont'd) (N)
- 23.5.2 BellSouth SPA Service (Cont'd) (N)
- 23.5.2.9 High Capacity (a.k.a. BellSouth SPA High Capacity) Service (Cont'd) (N)
- (B) Interoffice Channel (Cont'd) (N)
- (5) LightGate service (a.k.a. BellSouth SPA Point to Point Network) Interoffice Channel (Cont'd) (N)
- (i) LightGate STS-1 service (a.k.a. BellSouth SPA Point to Point Network 1 DS3 Capacity) Interoffice Channel System (Cont'd) (N)
- Mileage Band 26+ Fixed, per System (Cont'd) (N)

Zone 3

Transport Payment Plan Rates			
Plan A	Plan B	Plan C	
12 to 36	37 to 60	61 to 96	
Months	Months	Months	USOC
Per Month Rates			

State

Alabama	\$1325.00	\$1125.00	\$925.00	1LPSC
Florida	\$1325.00	\$1125.00	\$925.00	1LPSC
Georgia	\$1325.00	\$1125.00	\$925.00	1LPSC
Kentucky	\$1325.00	\$1125.00	\$925.00	1LPSC
Louisiana	\$1325.00	\$1125.00	\$925.00	1LPSC
Mississippi	\$1325.00	\$1125.00	\$925.00	1LPSC
North Carolina	\$1325.00	\$1125.00	\$925.00	1LPSC
South Carolina	\$1325.00	\$1125.00	\$925.00	1LPSC
Tennessee	\$1325.00	\$1125.00	\$925.00	1LPSC

Mileage Band 26+  
 Per Mile

Zone 1

Transport Payment Plan Rates			
Plan A	Plan B	Plan C	
12 to 36	37 to 60	61 to 96	
Months	Months	Months	USOC
Per Month Rates			

State

Alabama	\$ 70.00	\$60.00	\$ 50.00	1LPED
Florida	\$ 70.00	\$60.00	\$ 50.00	1LPED
Georgia	\$ 70.00	\$60.00	\$ 50.00	1LPED
Kentucky	\$ 70.00	\$60.00	\$ 50.00	1LPED
Louisiana	\$ 70.00	\$60.00	\$ 50.00	1LPED
Mississippi	\$ 70.00	\$60.00	\$ 50.00	1LPED
North Carolina	\$ 70.00	\$60.00	\$ 50.00	1LPED
South Carolina	\$ 70.00	\$60.00	\$ 50.00	1LPED
Tennessee	\$ 70.00	\$60.00	\$ 50.00	1LPED

EFFECTIVE: JANUARY 23, 2001

ACCESS SERVICE

- 23 – Metropolitan Statistical Area Access Services (Cont'd) (N)
- 23.5 Rates and Charges (Cont'd) (N)
- 23.5.2 BellSouth SPA Service (Cont'd) (N)
- 23.5.2.9 High Capacity (a.k.a. BellSouth SPA High Capacity) Service (Cont'd) (N)
- (B) Interoffice Channel (Cont'd) (N)
- (5) LightGate service (a.k.a. BellSouth SPA Point to Point Network) Interoffice Channel (Cont'd) (N)
- (i) LightGate STS-1 service (a.k.a. BellSouth SPA Point to Point Network 1 DS3 Capacity) Interoffice Channel System (Cont'd) (N)
- Mileage Band 26+ Per Mile (Cont'd) (N)

Zone 2

	Transport Payment Plan Rates			USOC	(N)
	Plan A	Plan B	Plan C		
	12 to 36	37 to 60	61 to 96		
	Months	Months	Months		
	Per Month Rates				(N)
<u>State</u>					(N)
Alabama	\$ 70.00	\$60.00	\$ 50.00	1LPED	(N)
Florida	\$ 70.00	\$60.00	\$ 50.00	1LPED	(N)
Georgia	\$ 70.00	\$60.00	\$ 50.00	1LPED	(N)
Kentucky	\$ 70.00	\$60.00	\$ 50.00	1LPED	(N)
Louisiana	\$ 70.00	\$60.00	\$ 50.00	1LPED	(N)
Mississippi	\$ 70.00	\$60.00	\$ 50.00	1LPED	(N)
North Carolina	\$ 70.00	\$60.00	\$ 50.00	1LPED	(N)
South Carolina	\$ 70.00	\$60.00	\$ 50.00	1LPED	(N)
Tennessee	\$ 70.00	\$60.00	\$ 50.00	1LPED	(N)

Zone 3

	Transport Payment Plan Rates			USOC	(N)
	Plan A	Plan B	Plan C		
	12 to 36	37 to 60	61 to 96		
	Months	Months	Months		
	Per Month Rates				(N)
<u>State</u>					(N)
Alabama	\$ 70.00	\$60.00	\$ 50.00	1LPED	(N)
Florida	\$ 70.00	\$60.00	\$ 50.00	1LPED	(N)
Georgia	\$ 70.00	\$60.00	\$ 50.00	1LPED	(N)
Kentucky	\$ 70.00	\$60.00	\$ 50.00	1LPED	(N)
Louisiana	\$ 70.00	\$60.00	\$ 50.00	1LPED	(N)
Mississippi	\$ 70.00	\$60.00	\$ 50.00	1LPED	(N)
North Carolina	\$ 70.00	\$60.00	\$ 50.00	1LPED	(N)
South Carolina	\$ 70.00	\$60.00	\$ 50.00	1LPED	(N)
Tennessee	\$ 70.00	\$60.00	\$ 50.00	1LPED	(N)

EFFECTIVE: JANUARY 23, 2001

ACCESS SERVICE

23 – Metropolitan Statistical Area Access Services (Cont'd)

23.5 Rates and Charges (Cont'd)

23.5.2 BellSouth SPA Service (Cont'd)

23.5.2.9 High Capacity (a.k.a. BellSouth SPA High Capacity) Service (Cont'd)

(B) Interoffice Channel (Cont'd)

(5) LightGate service (a.k.a. BellSouth SPA Point to Point Network)  
 Interoffice Channel (Cont'd)

(j) LightGate OC-3 service (a.k.a. BellSouth SPA Point to Point Network  
 OC-3 capacity)

Mileage Band 0-8  
 Fixed, per System

Zone 1	<u>Transport Payment Plan Rates</u>			<u>USOC</u>
	<u>Plan A</u> 12 to 36 <u>Months</u>	<u>Plan B</u> 37 to 60 <u>Months</u>	<u>Plan C</u> 61 to 96 <u>Months</u>	
	<u>Per Month Rates</u>			
<u>States</u>				
Alabama	\$ 1475.00	\$1225.00	\$1025.00	1LPS4
Florida	\$ 1475.00	\$1225.00	\$1025.00	1LPS4
Georgia	\$ 1475.00	\$1225.00	\$1025.00	1LPS4
Kentucky	\$ 1475.00	\$1225.00	\$1025.00	1LPS4
Louisiana	\$ 1475.00	\$1225.00	\$1025.00	1LPS4
Mississippi	\$ 1475.00	\$1225.00	\$1025.00	1LPS4
North Carolina	\$ 1475.00	\$1225.00	\$1025.00	1LPS4
South Carolina	\$ 1475.00	\$1225.00	\$1025.00	1LPS4
Tennessee	\$ 1475.00	\$1225.00	\$1025.00	1LPS4

Zone 2	<u>Transport Payment Plan Rates</u>			<u>USOC</u>
	<u>Plan A</u> 12 to 36 <u>Months</u>	<u>Plan B</u> 37 to 60 <u>Months</u>	<u>Plan C</u> 61 to 96 <u>Months</u>	
	<u>Per Month Rates</u>			
<u>States</u>				
Alabama	\$ 1475.00	\$1225.00	\$1025.00	1LPS4
Florida	\$ 1475.00	\$1225.00	\$1025.00	1LPS4
Georgia	\$ 1475.00	\$1225.00	\$1025.00	1LPS4
Kentucky	\$ 1475.00	\$1225.00	\$1025.00	1LPS4
Louisiana	\$ 1475.00	\$1225.00	\$1025.00	1LPS4
Mississippi	\$ 1475.00	\$1225.00	\$1025.00	1LPS4
North Carolina	\$ 1475.00	\$1225.00	\$1025.00	1LPS4
South Carolina	\$ 1475.00	\$1225.00	\$1025.00	1LPS4
Tennessee	\$ 1475.00	\$1225.00	\$1025.00	1LPS4

EFFECTIVE: JANUARY 23, 2001

ACCESS SERVICE

23 – Metropolitan Statistical Area Access Services (Cont'd)

23.5 Rates and Charges (Cont'd)

23.5.2 BellSouth SPA Service (Cont'd)

23.5.2.9 High Capacity (a.k.a. BellSouth SPA High Capacity) Service (Cont'd)

(B) Interoffice Channel (Cont'd)

(5) LightGate service (a.k.a. BellSouth SPA Point to Point Network)  
 Interoffice Channel (Cont'd)

(j) LightGate OC-3 service (a.k.a. BellSouth SPA Point to Point Network)  
 OC-3 capacity) (Cont'd)

Mileage Band 0-8  
 Fixed, per System (Cont'd)

Transport Payment Plan Rates

Zone 3	Plan A 12 to 36 Months	Plan B 37 to 60 Months	Plan C 61 to 96 Months	USOC
	<u>Per Month Rates</u>			
<u>States</u>				
Alabama	\$ 1475.00	\$1225.00	\$1025.00	1LPS4
Florida	\$ 1475.00	\$1225.00	\$1025.00	1LPS4
Georgia	\$ 1475.00	\$1225.00	\$1025.00	1LPS4
Kentucky	\$ 1475.00	\$1225.00	\$1025.00	1LPS4
Louisiana	\$ 1475.00	\$1225.00	\$1025.00	1LPS4
Mississippi	\$ 1475.00	\$1225.00	\$1025.00	1LPS4
North Carolina	\$ 1475.00	\$1225.00	\$1025.00	1LPS4
South Carolina	\$ 1475.00	\$1225.00	\$1025.00	1LPS4
Tennessee	\$ 1475.00	\$1225.00	\$1025.00	1LPS4

Mileage Band 0-8  
 Per Mile

Transport Payment Plan Rates

Zone 1	Plan A 12 to 36 Months	Plan B 37 to 60 Months	Plan C 61 to 96 Months	USOC
	<u>Per Month Rates</u>			
<u>States</u>				
Alabama	\$ 155.00	\$140.00	\$125.00	1LPE4
Florida	\$ 155.00	\$140.00	\$125.00	1LPE4
Georgia	\$ 155.00	\$140.00	\$125.00	1LPE4
Kentucky	\$ 155.00	\$140.00	\$125.00	1LPE4
Louisiana	\$ 155.00	\$140.00	\$125.00	1LPE4
Mississippi	\$ 155.00	\$140.00	\$125.00	1LPE4
North Carolina	\$ 155.00	\$140.00	\$125.00	1LPE4
South Carolina	\$ 155.00	\$140.00	\$125.00	1LPE4
Tennessee	\$ 155.00	\$140.00	\$125.00	1LPE4

EFFECTIVE: JANUARY 23, 2001

ACCESS SERVICE

23 – Metropolitan Statistical Area Access Services (Cont'd)

23.5 Rates and Charges (Cont'd)

23.5.2 BellSouth SPA Service (Cont'd)

23.5.2.9 High Capacity (a.k.a. BellSouth SPA High Capacity) Service (Cont'd)

(B) Interoffice Channel (Cont'd)

(5) LightGate service (a.k.a. BellSouth SPA Point to Point Network)  
Interoffice Channel (Cont'd)

(j) LightGate OC-3 service (a.k.a. BellSouth SPA Point to Point Network  
OC-3 capacity)

Mileage Band 0-8  
Per Mile (Cont'd)

Transport Payment Plan Rates

Zone 2

	Plan A 12 to 36 <u>Months</u>	Plan B 37 to 60 <u>Months</u>	Plan C 61 to 96 <u>Months</u>	<u>USOC</u>
<u>Per Month Rates</u>				
<u>States</u>				
Alabama	\$ 155.00	\$140.00	\$125.00	1LPE4
Florida	\$ 155.00	\$140.00	\$125.00	1LPE4
Georgia	\$ 155.00	\$140.00	\$125.00	1LPE4
Kentucky	\$ 155.00	\$140.00	\$125.00	1LPE4
Louisiana	\$ 155.00	\$140.00	\$125.00	1LPE4
Mississippi	\$ 155.00	\$140.00	\$125.00	1LPE4
North Carolina	\$ 155.00	\$140.00	\$125.00	1LPE4
South Carolina	\$ 155.00	\$140.00	\$125.00	1LPE4
Tennessee	\$ 155.00	\$140.00	\$125.00	1LPE4

Transport Payment Plan Rates

Zone 3

	Plan A 12 to 36 <u>Months</u>	Plan B 37 to 60 <u>Months</u>	Plan C 61 to 96 <u>Months</u>	<u>USOC</u>
<u>Per Month Rates</u>				
<u>States</u>				
Alabama	\$ 155.00	\$140.00	\$125.00	1LPE4
Florida	\$ 155.00	\$140.00	\$125.00	1LPE4
Georgia	\$ 155.00	\$140.00	\$125.00	1LPE4
Kentucky	\$ 155.00	\$140.00	\$125.00	1LPE4
Louisiana	\$ 155.00	\$140.00	\$125.00	1LPE4
Mississippi	\$ 155.00	\$140.00	\$125.00	1LPE4
North Carolina	\$ 155.00	\$140.00	\$125.00	1LPE4
South Carolina	\$ 155.00	\$140.00	\$125.00	1LPE4
Tennessee	\$ 155.00	\$140.00	\$125.00	1LPE4



EFFECTIVE: JANUARY 23, 2001

ACCESS SERVICE

23 – Metropolitan Statistical Area Access Services (Cont'd)

23.5 Rates and Charges (Cont'd)

23.5.2 BellSouth SPA Service (Cont'd)

23.5.2.9 High Capacity (a.k.a. BellSouth SPA High Capacity) Service (Cont'd)

(B) Interoffice Channel (Cont'd)

(5) LightGate service (a.k.a. BellSouth SPA Point to Point Network)  
 Interoffice Channel (Cont'd)

(j) LightGate OC-3 service (a.k.a. BellSouth SPA Point to Point Network)  
 OC-3 capacity) (Cont'd)

Mileage Band 9-25  
 Fixed, per System

Transport Payment Plan Rates

Zone 1	Plan A 12 to 36 Months	Plan B 37 to 60 Months	Plan C 61 to 96 Months	USOC
	<u>Per Month Rates</u>			
<u>States</u>				
Alabama	\$ 2150.00	\$2000.00	\$1900.00	1LPS5
Florida	\$ 2150.00	\$2000.00	\$1900.00	1LPS5
Georgia	\$ 2150.00	\$2000.00	\$1900.00	1LPS5
Kentucky	\$ 2150.00	\$2000.00	\$1900.00	1LPS5
Louisiana	\$ 2150.00	\$2000.00	\$1900.00	1LPS5
Mississippi	\$ 2150.00	\$2000.00	\$1900.00	1LPS5
North Carolina	\$ 2150.00	\$2000.00	\$1900.00	1LPS5
South Carolina	\$ 2150.00	\$2000.00	\$1900.00	1LPS5
Tennessee	\$ 2150.00	\$2000.00	\$1900.00	1LPS5

Transport Payment Plan Rates

Zone 2	Plan A 12 to 36 Months	Plan B 37 to 60 Months	Plan C 61 to 96 Months	USOC
	<u>Per Month Rates</u>			
<u>States</u>				
Alabama	\$ 2150.00	\$2000.00	\$1900.00	1LPS5
Florida	\$ 2150.00	\$2000.00	\$1900.00	1LPS5
Georgia	\$ 2150.00	\$2000.00	\$1900.00	1LPS5
Kentucky	\$ 2150.00	\$2000.00	\$1900.00	1LPS5
Louisiana	\$ 2150.00	\$2000.00	\$1900.00	1LPS5
Mississippi	\$ 2150.00	\$2000.00	\$1900.00	1LPS5
North Carolina	\$ 2150.00	\$2000.00	\$1900.00	1LPS5
South Carolina	\$ 2150.00	\$2000.00	\$1900.00	1LPS5
Tennessee	\$ 2150.00	\$2000.00	\$1900.00	1LPS5