

ACCESS SERVICE

7. Special Access Service7.1 General

Special Access Service provides a transmission path to connect customer designated premises, directly, through a Telephone Company hub or hubs where bridging or multiplexing functions are performed, or to connect a customer designated premises and a WATS Serving Office. Special Access Service includes all exchange access not utilizing Telephone Company end office switches.

The connections provided by Special Access Service can be either analog or digital. Analog connections are differentiated by spectrum and bandwidth. Digital connections are differentiated by bit rate.

Special Access Service purchased from the provisions of this tariff may be commingled with unbundled network elements or unbundled network element combinations purchased pursuant to the Commission's Part 51 Interconnection Rules and in compliance with the Federal Communications Commission's Report and Order and Order on Remand and Further Notice of Proposed Rulemaking in CC Docket Nos. 01-338, 96-98 and 98-147, adopted February 20, 2003 and released August 21, 2003 (FCC 03-36).

(C)

7.1.1 Channel Types

There are eight types of channels used to provide Special Access Services. Each type has its own characteristics. All are subdivided by one or more of the following:

- Transmission specifications,
- Bandwidth,
- Speed (i.e., bit rate),
- Spectrum

Customers can order a basic channel and select from a list of those available transmission parameters and channel interfaces that they desire in order to meet specific communications requirements.

For purposes of ordering channels, each has been identified as a type of Special Access Service. Each type of Special Access Service is specifically listed on the following page and identifies the specific bandwidth and speed being offered. The customer must select the appropriate service that provides the speed and bandwidth desired.

(TR132)

ACCESS SERVICE

7. Special Access Service (Cont'd)7.1 General (Cont'd)7.1.1 Channel Types (Cont'd)

Following is a brief description of each type of channel:

Metallic - a channel for the transmission of low speed varying signals at rates up to 30 baud. This channel type will be grandfathered for customers of record as of November 20, 1999. It will not be available to new customers after November 20, 1999.

Telegraph Grade - a channel for the transmission of binary signals at rates of 0 to 75 baud or 0 to 150 baud. This channel type will be grandfathered for customers of record as of November 20, 1999. It will not be available to new customers after November 20, 1999.

Voice Grade - a channel for the transmission of analog signals within an approximate bandwidth of 300 to 3000 Hz.

Program Audio - a channel for the transmission of audio signals. The nominal frequency bandwidths are from 200 to 3500 Hz, from 100 to 5000 Hz, from 50 to 8000 Hz, or from 50 to 15000 Hz.

Video - a channel for the transmission of standard 525 line 60 field monochrome or National Television Systems Committee color video signal and one or two associated 5 or 15 kHz audio signals. The bandwidth is either 30 Hz to 4.5 MHz or 30 Hz to 6.6 MHz.

Digital Data - a channel for the digital transmission of synchronous serial data at rates of 2.4, 4.8, 9.6, 19.2, 56 or 64 kpbs.

High Capacity - a channel for the transmission of isochronous serial digital data at rates of 1.544, 3.152, 6.312, 44.736 or 274.176 Mbps.

Synchronous Optical - a high speed channel for the transmission of synchronous full duplex data over optical fiber at rates of 155.52 or 622.08 Mbps.

(N)
|
(N)

(TR100)

ACCESS SERVICE

7. Special Access Service (Cont'd)7.1 General (Cont'd)7.1.1 Channel Types (Cont'd)

Detailed descriptions of each of the channel types are provided in 7.4 through 7.10 following.

The customer also has the option of ordering Voice Grade and High Capacity facilities (i.e., 1.544 Mbps, 3.152 Mbps, 6.312 Mbps, 44.736 Mbps and 274.176 Mbps) to Telephone Company hubs for multiplexing to individual channels of a lower capacity or bandwidth. Descriptions of the types of multiplexing available at the hubs, as well as the number of individual channels which may be derived from each type of facility are set forth in 7.6 and 7.10 following. Additionally, the customer may specify optional features for the individual channels derived from the facility to further tailor the channel to meet specific communications requirements. Descriptions of the optional features and functions available are set forth in 7.2.1 following.

For example, a customer may order a 3.152 Mbps High Capacity channel from a customer designated premises to a Telephone Company hub for multiplexing to two 1.544 Mbps channels. The 1.544 Mbps channels may be further multiplexed at the same or a different hub to Voice Grade channels or may be extended to other customer designated premises or hubs. Optional features may be added to either the 1.544 Mbps or the Voice Grade channels.

Synchronous Optical Channel Service (SOCS) provides the customer with the option of ordering Add/Drop Multiplexing at a suitably equipped wire center. This allows lower level signals to be added or dropped from a high speed optical carrier channel for delivery to a customer premises. A description of Add/Drop multiplexing is set forth in 7.11.3 following.

(N)

(N)

(TR100)

ACCESS SERVICE

7. Special Access Service (Cont'd)7.1 General (Cont'd)7.1.2 Service Descriptions

For the purposes of ordering, there are seven categories of Special Access Service. These are:

Service Designator Codes

Metallic	MT	
Telegraph Grade	TG	
Voice	VG	
Program Audio	AP	
Video	TV	
Digital Data	DA	
High Capacity	HC	
Synchronous Optical	OC	(N)

Each service consists of a basic channel to which a technical specifications package (customized or predefined), channel interface(s) and, when desired, optional features and functions are added to construct the service desired by the customer. Technical specifications packages are described in Section 15. following, optional features and functions are described in this section. Channel interfaces are described in 15.2 following.

Customized technical specifications packages will be provided where technically feasible. If the Telephone Company determines that the requested parameter specifications are not compatible, the customer will be advised and given the opportunity to change the order.

When a customized channel is ordered the customer will be notified whether Additional Engineering Charges apply. In such cases, the customer will be advised and given the opportunity to change the order.

The channel descriptions provided in 7.4 through 7.10 following, specify the characteristics of the basic channel and indicate whether the channel is provided between customer designated premises, between a customer designated premises and a Telephone Company hub where bridging or multiplexing functions are performed, between hubs, or between a customer designated premises and a WATS Serving Office.

(TR100)

ACCESS SERVICE

7. Special Access Service (Cont'd)7.1 General (Cont'd)7.1.2 Service Descriptions (Cont'd)

- (A) Information pertaining to the technical specifications packages indicates the transmission parameters that are available with each package. This information is displayed in matrices set forth in 15.2 following.
- (B) Channel interfaces at each Point of Termination on a two-point service may be symmetrical or asymmetrical. On a multipoint service they may also be symmetrical or asymmetrical, but communications can only be provided between compatible channel interfaces. Only certain channel interfaces are compatible. These are set forth in 15.2 following, in a combination format.
- (C) Only certain channel interface combinations are available with the predefined technical specifications packages. These are delineated in the Technical References set forth in (F) following. When a customized channel is requested, all channel interface combinations available with the specified type of service are available with the customized channel.
- (D) The optional features and functions available with each type of Special Access Service are described in this section. The optional features and functions information also indicates with which technical specifications packages they are available. Such information is displayed in matrices set forth in 15.2 following with the optional feature or function listed down the left side and the technical specifications package listed across the top.

ACCESS SERVICE

7. Special Access Service (Cont'd)7.1 General (Cont'd)7.1.2 Service Descriptions (Cont'd)

(E) The Telephone Company will maintain services installed prior to April 1, 1985, at their existing transmission specifications provided such performance specifications do not exceed the standards listed in this provision. Those services exceeding the standards listed will be maintained at the performance levels specified in this tariff.

(F) All services installed after April 1, 1985 will conform to the transmission specifications standards contained in this tariff or in the following Technical References for each category of service:

Metallic	TR-NPL-000336
Telegraph Grade	TR-NPL-000336
Voice Grade	TR-TSY-000335
	PUB 41004, Table 4
Program Audio	TR-NPL-000337 and associated Addendum
Video	TR-NPL-000338
Digital Data	TR-NPL-000341 and associated Addendum
	PUB 62310
High Capacity	TR-INS-000342
	PUB 62411
Synchronous Optical	GR-253-CORE
For OC3 and OC12	GR-1374-CORE
	ANSI T1.105
	ANSI T1-102

(N)

(N)

7.1.3 Service Configurations

There are three types of service configurations over which Special Access Services are provided: two-point service, multipoint service, and synchronous Optical Channel Service.

(C)

(C)

(C)

(A) Two-Point Service

A two-point service connects two customer designated premises, either on a directly connected basis or through a hub where multiplexing functions are performed, or a customer designated premises and a WATS Serving Office (WSO).

Applicable rate elements are:

- Channel Terminations
- Channel Mileage (as applicable)
- Optional Features and Functions (when applicable)

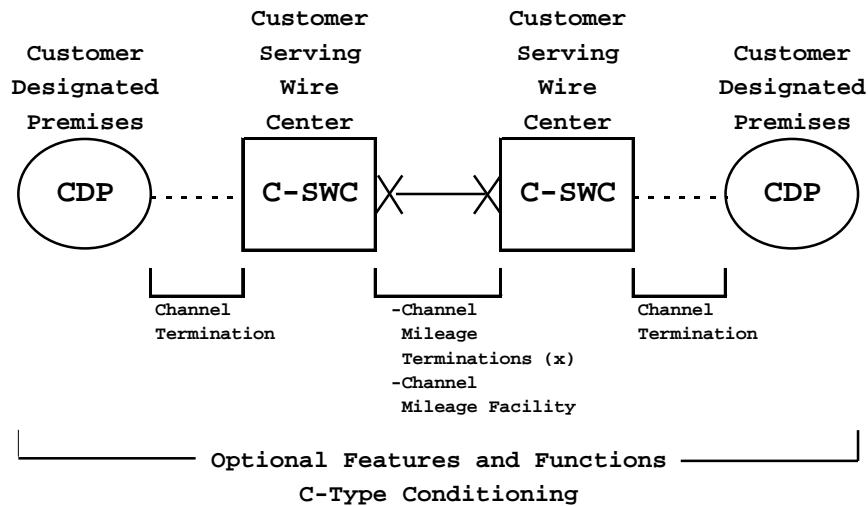
(TR100)

ACCESS SERVICE

7. Special Access Service (Cont'd)7.1 General (Cont'd)7.1.3 Service Configurations (Cont'd)(A) Two-Point Service (Cont'd)

A Special Access Surcharge, as set forth in 7.3 following, may be applicable.

The following diagram depicts a two-point Voice Grade service connecting two Customer Designated Premises (CDP). The service is provided with C-Type conditioning.



Applicable rate elements are:

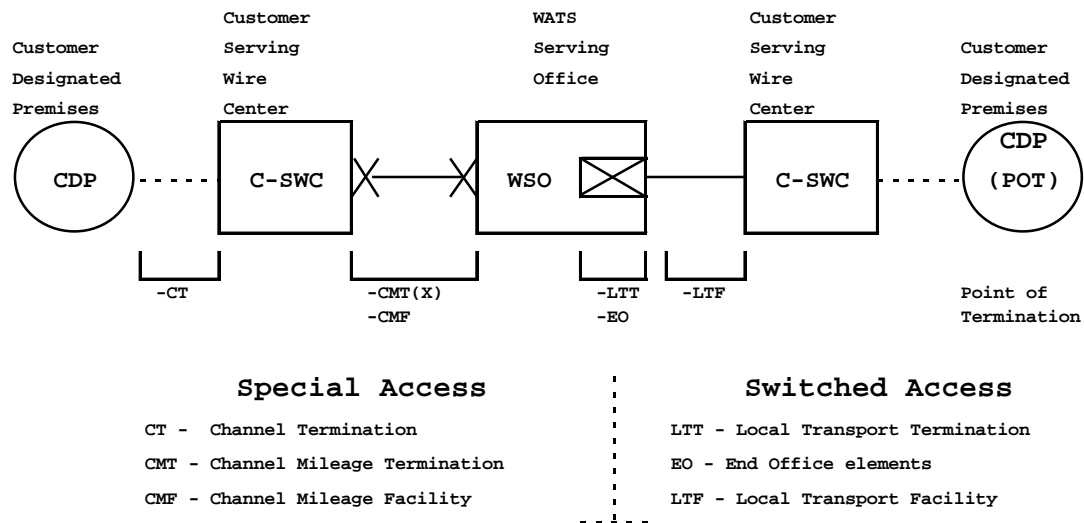
- Channel Terminations (2 applicable, one (1) per CDP)
- Channel Mileage
 - . 2 Channel Mileage Terminations plus
 - . 1 section, Channel Mileage Facility per mile
- C-Type Conditioning Optional Feature

ACCESS SERVICE

7. Special Access Service (Cont'd)7.1 General (Cont'd)7.1.3 Service Configurations (Cont'd)(A) Two-Point Service (Cont'd)

The following diagram depicts a two-point Voice Grade service connecting a customer designated premises to a WATS serving office.

The Special Access surcharge, as set forth in 7.3 following, may be applicable.



Applicable rate elements for Special Access are:

- Channel Termination
- Channel Mileage
 - . 2 Channel Mileage Terminations plus
 - . 1 section, Channel Mileage Facility per mile

ACCESS SERVICE

7. Special Access Service (Cont'd)7.1 General (Cont'd)7.1.3 Service Configurations (Cont'd)(B) Multipoint Service

Multipoint service connects three or more customer designated premises through one or more Telephone Company hubs. Only certain types of Special Access Service are provided as multipoint service. These are so designated in the descriptions for the appropriate channel set forth in 7.4 through 7.10 following.

The channel between hubs (i.e., bridging locations) on a multipoint service is a mid-link. There is no limitation on the number of mid-links available with a multipoint service. However, when more than three mid-links in tandem are provided the quality of the overall service may be degraded.

Multipoint service utilizing a customized technical specifications package, as set forth in 7.1.2 preceding and 15.2 following, will be provided when technically possible. If the Telephone Company determines that the requested characteristics for a multipoint service are not compatible, the customer will be advised and given the opportunity to change the order.

When ordering, the customer will specify the desired bridging hub(s). EXCHANGE CARRIER ASSOCIATION TARIFF F.C.C. NO. 4 identifies serving wire centers, hub locations and the type of bridging functions available.

Applicable Rate Elements are:

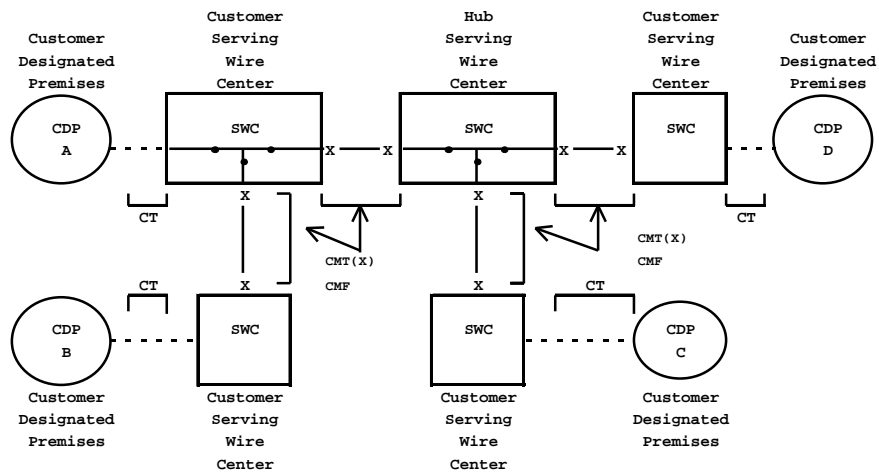
- Channel Terminations (one per customer designated premises)
- Channel Mileage (as applicable between the serving wire center for each customer designated premises and the hub and between hubs).
- Bridging
- Additional Optional Features and Functions (when applicable).

ACCESS SERVICE

7. Special Access Service (Cont'd)7.1 General (Cont'd)7.1.3 Service Configurations (Cont'd)(B) Multipoint Service (Cont'd)

The Special Access Surcharge, as set forth in 7.3 following, may be applicable.

Example: Voice Grade multipoint service connecting four customer designated premises (CDP) via two customer specified bridging hubs.



CT - Channel Termination
CMT - Channel Mileage Termination
CMF - Channel Mileage Facility
o - Bridging Port

Applicable rate elements are:

- Channel Terminations (4 applicable)
- Channel Mileage
 - o 2 Channel Mileage Terminations per Channel Mileage Facility section for a total of 8 plus
 - o 4 sections, Channel Mileage Facility per mile
- Bridging Optional Feature (6 applicable, i.e., each bridge port)

ACCESS SERVICE

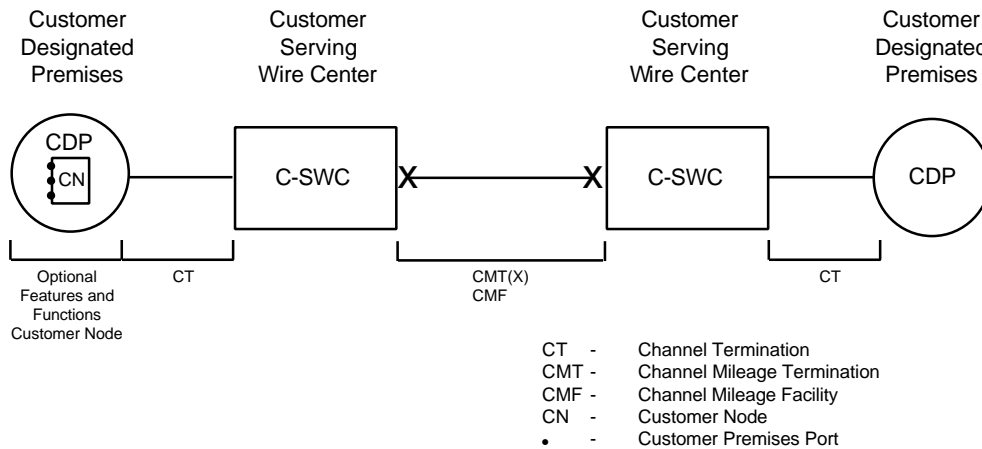
7. Special Access Service (Cont'd)7.1 General (Cont'd)7.1.3 Service Configurations (Cont'd)(C) Synchronous Optical Channel Service

A Synchronous Optical Channel Service connects two customer designated premises or a customer designated premises and a wire center equipped for Add/Drop Multiplexing. The connection is provided via a high speed optical carrier communications path delivering an optical handoff.

Applicable rate elements are:

- Channel Terminations
- Channel Mileage (where applicable)
- Optional Features and Functions

- (1) The following diagram depicts a synchronous optical channel service connecting two Customer Designated Premises (CDP). The Optional Feature and Function of a Customer Node was ordered at one CDP.



Applicable rate elements are:

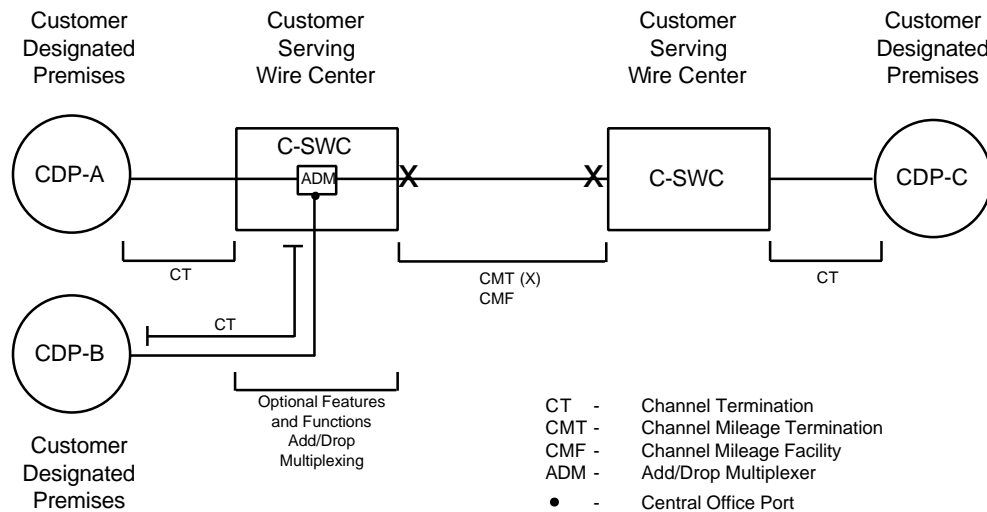
- Channel Terminations
 - 2 Channel Terminations (1 per CDP)
- Channel Mileage
 - 2 Channel Mileage Terminations plus
 - 1 Segment Channel Mileage Facility (per mile)
- Optional Feature
 - 1 Customer Node, plus
 - 3 Customer Premises Ports

(TR100)

ACCESS SERVICE

7. Special Access Service (Cont'd)7.1 General (Cont'd)7.1.3 Service Configurations (Cont'd)(C) Synchronous Optical Channel Service (Cont'd)

- (2) The following diagram depicts a Synchronous Optical Channel Service connecting three Customer Designated Premises. CDP-A and CDP-B are connected using an Add/Drop Multiplexer. At the Add/Drop Multiplexer, the customer may drop off lower speed special access services. Rates and charges are as set forth in 17.3.8 and 17.3.11 following.



Applicable rate elements are:

- Channel Terminations (applicable one (1) per CDP)
- Channel Mileage
 - Channel Mileage Termination (2 applicable)
 - 1 Section, Channel Mileage Facility per mile
- Add/Drop Multiplexing Optional Feature (1 Central Office Port applicable, i.e., each port)

(TR100)

ACCESS SERVICE

7. Special Access Service (Cont'd)7.1 General (Cont'd)7.1.4 Alternate Use

Alternate Use occurs when a service is arranged by the Telephone Company so that the customer can select different types of transmission at different times. A customer may use a service in any privately beneficial manner. However, where technical or engineering changes are required to effectuate an alternate use, the Telephone Company will make such special arrangements available on an individual case basis.

The arrangement required to transfer the service from one operation to the other (i.e., the transfer relay and control leads) will be rated and provided on an individual case basis and filed in Section 12. following, Specialized Service or Arrangements. The customer will pay the stated tariff rates for the Access Service rate elements for the service ordered [i.e., Channel Terminations, Channel Mileage (as applicable) and Optional Features and Functions (if any)].

7.1.5 Special Facilities Routing

A customer may request that the facilities used to provide Special Access Service be specially routed. The regulations, rates and charges for Special Facilities Routing (i.e., Avoidance, Diversity and Cable-Only) are set forth in Section 11. following.

7.1.6 Design Layout Report

At the request of the customer, the Telephone Company will provide to the customer the make-up of the facilities and services provided under this tariff as Special Access Service to aid the customer in designing its overall service. This information will be provided in the form of a Design Layout Report. The Design Layout Report will be provided to the customer at no charge, and will be reissued or updated whenever these facilities are materially changed.

(TR100)

ACCESS SERVICE

7. Special Access Service (Cont'd)7.1 General (Cont'd)7.1.7 Acceptance Testing

At no additional charge, the Telephone Company will, at the customer's request, cooperatively test the following at the time of installation:

- (A) For Voice Grade analog services, the acceptance test will include tests for loss, 3-tone slope, DC continuity, operational signaling, C-notched noise, and C-message noise when these parameters are applicable and specified in the order of service. Additionally, for Voice Grade services, a balance (improved loss) test will be made if the customer has ordered the improved loss optional feature.
- (B) For other analog services (i.e., Metallic, Telegraph, Program Audio, and Video) and for digital services (i.e., Digital Data and High Capacity), acceptance tests will include tests applicable to the service as specified by the customer in the order for service.

In addition to the above tests, Additional Cooperative Acceptance Testing for Voice Grade service to test other parameters, as described in 13.3.1(B) following, is available at the customer's request. All test results will be made available to the customer upon request.

7.1.8 Ordering Options and Conditions

Special Access Service is ordered under the Access Order provisions set forth in Section 5. preceding. Also included in that section are other charges which may be associated with ordering Special Access Service (e.g., Service Date Change Charges, Cancellation Charges, etc.).

ACCESS SERVICE

7. Special Access Service (Cont'd)7.2 Rate Regulations

This section contains the specific regulations governing the rates and charges that apply for Special Access.

7.2.1 Rate Categories

There are three basic rate categories which apply to Special Access Service:

- Channel Terminations (described in 7.2.1(A) following)
- Channel Mileage (described in 7.2.1(B) following)
- Optional Features and Functions (described in 7.2.1(C) following).

(A) Channel Termination

The Channel Termination rate category recovers the costs associated with the communications path between a customer designated premises and the serving wire center of that premises. Included as part of the Channel Termination is a standard channel interface arrangement which defines the technical characteristics associated with the type of facilities to which the access service is to be connected at the Point of Termination (POT) and the type of signaling capability, if any. The signaling capability is provided as an optional feature as set forth in (C) following.

For Synchronous Optical Channel Service the high speed optical communication path is between the optical line Termination (OLT) at the customer designated premises and the serving wire center of that premises.

(N)
|
(N)

One Channel Termination charge applies per customer designated premises at which the channel is terminated. This charge will apply even if the customer designated premises and the serving wire center are collocated in a Telephone Company building.

(TR100)

ACCESS SERVICE

7. Special Access Service (Cont'd)7.2 Rate Regulations (Cont'd)7.2.1 Rate Categories (Cont'd)(B) Channel Mileage

The Channel Mileage rate category recovers the costs associated with the end office equipment and the transmission facilities between the serving wire centers associated with two customer designated premises, between a serving wire center associated with a customer designated premises and a Telephone Company hub or between two Telephone Company hubs, between a serving wire center associated with a customer designated premises and a wire center equipped for Add/Drop Multiplexing (ADM) or between two ADM equipped wire centers. Channel Mileage rates are made up of the Channel Mileage Facility rate and the Channel Mileage Termination rate.

(N)
|
(N)(1) Channel Mileage Facility

The Channel Mileage Facility rate recovers the per mile cost for the transmission path which extends between the Telephone Company serving wire centers and/or hub(s).

The Synchronous Optical Channel Service Channel Mileage Facility provides high speed transmission facilities between the Telephone Company serving wire centers or between a Telephone Company serving wire center and another wire center equipped for Add/Drop Multiplexing (ADM) or between two ADM equipped wire centers.

(N)
|
(N)(2) Channel Mileage Termination

The Channel Mileage Termination rate recovers the cost for end office equipment associated with terminating the facility (i.e., basic circuit equipment and terminations at serving wire centers and hubs). The Channel Mileage Termination rate will apply at the serving wire center(s) for each customer designated premises and Telephone Company hub where the channel is terminated. If the Channel Mileage is between Telephone Company bridging hubs, the Channel Mileage Termination rate will apply per Telephone Company designated hub. If the Channel Mileage is between the serving wire center for a customer designated premises and a WATS Serving Office, the Channel Mileage Termination rate will apply at both the serving wire center associated with the customer designated premises and the WATS Serving Office.

Certain material previously appearing on this page now appears on Original Page 7-14.1.

(TR100)

ACCESS SERVICE

7. Special Access Service (Cont'd)7.2 Rate Regulations (Cont'd)7.2.1 Rate Categories (Cont'd)(B) Channel Mileage (Cont'd)(2) Channel Mileage Termination (Cont'd)

If the Channel Mileage for Synchronous Optical Channel Service is between the serving wire center for a customer designated premises and a wire center equipped for Add/Drop Multiplexing, the Channel Mileage Termination Rate will apply at both the serving wire center associated with the Customer Designated Premises and the wire center equipped for Add/Drop Multiplexing. If the Channel Mileage is between two wire centers equipped for Add/Drop Multiplexing, the Channel Mileage Termination rate will apply at both wire centers equipped for Add/Drop Multiplexing.

When the Channel Mileage Facility is zero (i.e., collocated serving wire centers), neither the Channel Mileage Facility rate nor the Channel Mileage Termination rate will apply.

(N)

(N)

(M)

(M)

Certain material currently found on this page formerly appeared on Original
Page 7-14

(TR100)

ACCESS SERVICE

7. Special Access Service (Cont'd)7.2 Rate Regulations (Cont'd)7.2.1 Rate Categories (Cont'd)(C) Optional Features and Functions

The Optional Features and Functions rate category recovers the costs associated with optional features and functions which may be added to a Special Access Service to improve its quality or utility to meet specific communications requirements. These are not necessarily identifiable with specific equipment, but rather represent the end result in terms of performance characteristics which may be obtained. These characteristics may be obtained by using various combinations of equipment. Although the equipment necessary to perform a specified function may be installed at various locations along the path of the service, they will be charged for as a single rate element.

Examples of Optional Features and Functions that are available include, but are not limited to, the following:

- Signaling Capability
- Hubbing Functions
- Conditioning
- Transfer Arrangements

Descriptions for each of the available Optional Features and Functions are set forth in 7.4 through 7.10 following.

A hub is a Telephone Company designated serving wire center at which bridging or multiplexing functions are performed. The bridging functions performed are to connect three or more customer designated premises in a multipoint arrangement. The multiplexing functions are to channelize analog or digital facilities to individual services requiring a lower capacity or bandwidth. NATIONAL EXCHANGE CARRIER ASSOCIATION, INC. TARIFF F.C.C. NO. 4 identifies serving wire centers, hub locations and the type of bridging or multiplexing functions available.

ACCESS SERVICE

7. Special Access Service (Cont'd)7.2 Rate Regulations (Cont'd)7.2.2 Types of Rates and Charges

There are three types of rates and charges. These are monthly rates, daily rates and nonrecurring charges. The rates and charges are described as follows:

(A) Monthly Rates

Monthly rates are recurring rates that apply each month or fraction thereof that a Special Access Service is provided. For billing purposes, each month is considered to have 30 days.

(B) Daily Rates

Daily rates are recurring rates that apply to each 24 hour period or fraction thereof that a Program Audio or Video Special Access Service is provided for part-time use. For purposes of applying daily rates, the 24 hour period is not limited to a calendar day.

Part-time Program Audio or Video Service provided within a consecutive 30 day period will be charged the daily rate, not to exceed the monthly rate. For each day or partial day after a consecutive 30 day period of service, a charge equal to 1/30th of the monthly rate shall apply.

ACCESS SERVICE

7. Special Access Service (Cont'd)7.2 Rate Regulations (Cont'd)7.2.2 Types of Rates and Charges (Cont'd)(C) Nonrecurring Charges

Nonrecurring charges are one-time charges that apply for specific work activity (i.e., installation or change to an existing service). The types of nonrecurring charges that apply for Special Access Service are: installation of service, installation of optional features and functions, and service rearrangements. These charges are in addition to the Access Order Charge as specified in 17.4.1 following.

(1) Installation of Service

Nonrecurring charges apply to each service installed. The nonrecurring charges for the installation of service are set for each channel type as a nonrecurring charge for the Channel Termination.

(2) Installation of Optional Features and Functions

When optional features and functions are installed coincident with the initial installation of service, no separate nonrecurring charge is applicable. When optional features and functions are installed or changed subsequent to the installation of service, an Access Order Charge as specified in 17.4.1 following will apply per order.

ACCESS SERVICE

7. Special Access Service (Cont'd)7.2 Rate Regulations (Cont'd)7.2.2 Types of Rates and Charges (Cont'd)(C) Nonrecurring Charges (Cont'd)(3) Service Rearrangements

Service rearrangements are changes to existing (installed) services which may be administrative only in nature, as set forth following, or that involve actual physical change to the service. Changes to pending orders are set forth in 5.4 preceding.

Changes in the physical location of the point of termination or customer designated premises are moves as set forth in 7.2.3 following.

Changes in the type of Service or Channel Termination which result in a change of the minimum period requirement will be treated as a discontinuance of the service and an installation of a new service.

Changes in ownership or transfer of responsibility from one customer to another will be treated as a discontinuance of the service and an installation of a new service.

In the event the change in ownership or transfer of responsibility is as set forth in 2.1.2(A) preceding where there is no change in facilities or arrangements, the change will be treated as an administrative change.

ACCESS SERVICE

7. Special Access Service (Cont'd)7.2 Rate Regulations (Cont'd)7.2.2 Types of Rates and Charges (Cont'd)(C) Nonrecurring Charges (Cont'd)(3) Service Rearrangements (Cont'd)

Administrative changes will be made without charge(s) to the customer. Administrative changes are as follows:

- Change of customer name,
- Change of customer or customer's end user premises address when the change of address is not a result of physical relocation of equipment,
- Change in billing data (name, address, or contact name or telephone number),
- Change of agency authorization
- Change of customer circuit identification,
- Change of billing account number,
- Change of customer test line number,
- Change of customer or customer's end user contact name or telephone number, and
- Change of jurisdiction.

All other service rearrangements will be charged as follows:

- If the change involves the addition of other customer designated premises to an existing service, the nonrecurring charge for the channel termination rate element will apply. The charge(s) will apply only for the location(s) that is being added. The charge(s) will be in addition to an Access Order Charge as set forth in 17.4.1 following.

ACCESS SERVICE

7. Special Access Service (Cont'd)7.2 Rate Regulations (Cont'd)7.2.2 Types of Rates and Charges (Cont'd)(C) Nonrecurring Charges (Cont'd)(3) Service Rearrangements (Cont'd)

- If the change involves the addition of an optional feature or function, or if the change involves changing the type of signaling on a Voice Grade service, and for all other changes, the Access Order Charge as set forth in 17.4.1 following will apply.

7.2.3 Moves

A move involves a change in the physical location of one of the following:

- The Point of Termination at the customer's premises
- The customer's premises

The charges for the move are dependent on whether the move is to a new location within the same building or to a different building. In either case, charges as described in (A) and (B) following are in addition to the Access Order Charge as specified in 17.4.1 following.

(A) Moves Within the Same Building

When the move is to a new location within the same building, the charge for the move will be an amount equal to one half of the nonrecurring (i.e., installation) charge for the service termination affected. There will be no change in the minimum period requirements.

ACCESS SERVICE

7. Special Access Service (Cont'd)7.2 Rate Regulations (Cont'd)7.2.3 Moves (Cont'd)(B) Moves To a Different Building

Moves to a different building will be treated as a discontinuance and start of service and all associated nonrecurring charges will apply. New minimum period requirements will be established for the new services. The customer will also remain responsible for satisfying all outstanding minimum period charges for the discontinued service.

7.2.4 Minimum Periods

The minimum service period for all special access services except DS3 High Capacity, Synchronous Optical Channel(C) Service, services subject to a Discount Plan as described(C) in 5.5.1 preceding, and part-time Program Audio and Video services is one month and the full monthly rate will apply to the first month. Adjustments for the quantities of services established or discontinued in any billing period beyond the minimum period are as set forth in 2.4.1(F) preceding*. The minimum service period for part-time Program Audio and Video services is a continuous 24-hour period, not limited to a calendar day.

* The minimum service period for DS3 High Capacity Service and Synchronous Optical Channel Service is twelve (12) months

(C)
(C)

(TR100)

ACCESS SERVICE

7. Special Access Service (Cont'd)7.2 Rate Regulations (Cont'd)7.2.5 Mileage Measurement

The mileage to be used to determine the monthly rate for the Channel Mileage Facility is calculated on the airline distance between the locations involved, i.e.,

- the serving wire centers associated with two customer designated premises,
- a serving wire center associated with a customer designated premises and a Telephone Company hub,
- two Telephone Company hubs,
- a serving wire center associated with a customer designated premises and a wire center equipped for Add/Drop Multiplexing,
- two wire centers equipped for Add/Drop Multiplexing,
- or between the serving wire center associated with a customer designated premises and a WATS Serving Office.

(N)
|
(N)

The serving wire center associated with a customer designated premises is the serving wire center from which this customer designated premises would normally obtain dial tone.

Mileage charges are shown with each channel type. To determine the rate to be billed, first compute the mileage using the V&H coordinates method, as set forth in the NATIONAL EXCHANGE CARRIER ASSOCIATION, INC. TARIFF F.C.C. NO. 4, then multiply the resulting number of miles times the Channel Mileage Facility per mile rate, and add the Channel Mileage Termination rate for each termination. When the calculation results in a fraction of a mile, always round up to the next whole mile before determining the mileage and applying the rates. When more than one Telephone Company is involved in the provision of service, billing will be accomplished as set forth in 2.4.7 preceding.

When hubs are involved, mileage is computed and rates applied separately for each section of the Channel Mileage, i.e.,

- customer designated premises serving wire center to hub
- hub to hub and/or
- hub to customer designated premises serving wire center.

However, when any service is routed through a hub for purposes other than customer specified bridging or multiplexing (e.g., the Telephone Company chooses to so route for test access purposes), rates will be applied only to the distance calculated between the serving wire centers associated with the customer designated premises.

See the service configuration example for multipoint service as set forth in 7.1.3(B) preceding.

(TR100)

ACCESS SERVICE

7. Special Access Service (Cont'd)7.2 Rate Regulations (Cont'd)7.2.5 Mileage Measurement (Cont'd)

When Add/Drop Multiplexing is offered in connection with Synchronous Optical Channel service, mileage is computed and rates applied separately for each section of the Channel Mileage, i.e.,

- customer designated premises serving wire center to an Add/Drop Multiplexing (ADM) equipped wire center,
- ADM equipped wire center to ADM equipped wire center,
- ADM equipped wire center to a customer designated premises serving wire center.

(N)

(N)

7.2.6 Facility Hubs

A customer has the option of ordering Voice Grade service or High Capacity services (i.e., DS1, DS1C, DS2, DS3 or DS4) to a facility hub for channelizing to individual services requiring lower capacity facilities (e.g., Telegraph, Voice, Program Audio, etc.).

Different locations may be designated as hubs for different facility capacities, e.g., multiplexing from digital to digital may occur at one location while multiplexing from digital to analog may occur at a different location. When placing an Access Order the customer will specify the desired hub. NATIONAL EXCHANGE CARRIER ASSOCIATION, INC. TARIFF F.C.C. NO. 4 identifies serving wire centers, hub locations and the type of multiplexing functions available.

Some of the types of multiplexing available include the following:

- from higher to lower bit rate
- from higher to lower bandwidth
- from high capacity to voice frequency channels.

Point to point services may be provided on channels of these services to a hub. The transmission performance for the point to point service provided between customer designated premises will be that of the lower capacity or bit rate. For example, when a 1.544 Mbps channel is multiplexed to voice frequency channels, the transmission performance of the channelized services will be Voice Grade, not High Capacity.

The Telephone Company will commence billing the monthly rate for the service to the hub on the date specified by the customer on the Access Order. Individual channels utilizing these services may be installed coincident with the installation of the service to the hub or may be ordered and/or installed at a later date, at the option of the customer. The customer will be billed for a Voice Grade or a High Capacity Channel Termination, Channel Mileage (when applicable), and the multiplexer at the time the service is installed. Individual service rates (by service type) will apply for a Channel Termination and additional Channel Mileage (as required) for each channelized service. These will be billed to the customer as each individual service is installed.

ACCESS SERVICE

7. Special Access Service (Cont'd)7.2 Rate Regulations (Cont'd)7.2.6 Facility Hubs (Cont'd)

Cascading multiplexing occurs when a High Capacity service is de-multiplexed to provide channels with a lesser capacity and one of the lesser capacity channels is further de-multiplexed. For example, a 6.312 Mbps High Capacity service is de-multiplexed to four DS1 channels and then one of the DS1 channels is further de-multiplexed to 24 individual Voice Grade channels.

When cascading multiplexing is performed, whether in the same or a different hub, a charge for the additional multiplexing unit also applies. When cascading multiplexing is performed at different hubbing locations, Channel Mileage charges also apply between the hubs.

The Telephone Company will designate hubs for Program Audio and Video Services. Full-time or part-time service may be provided between customer designated premises or between a customer designated premises and a hub and billed accordingly at the monthly rates set forth in 17.3.5 and 17.3.6 following for a Channel Termination, Channel Mileage and Optional Features and Functions, as applicable. When the service is ordered to a hub, the customer may order a full-time or part-time Program Audio and Video services as needed between that hub and additional customer designated premises. The rate elements required to provide the part-time service (i.e., Channel Termination, Channel Mileage and Optional Features and Functions, as applicable) will be billed at daily rates for the duration of the service requested.

ACCESS SERVICE

7. Special Access Service (Cont'd)7.2 Rate Regulations (Cont'd)7.2.7 Mixed Use

(C)

Mixed use refers to a rate application applicable only when the customer orders High Capacity or Synchronous Optical Channel Service Special Access facilities between a customer designated premises and a Telephone Company hub or ADM equipped wire center where the Telephone Company performs multiplexing/de-multiplexing functions and the same customer then orders the derived channels as Special and Switched Access Services. If the customer has Switched Access Service between a customer designated premises and an end office that is multiplexed at a Telephone Company hub or ADM equipped wire center and subsequently orders the derived channels as Special and Switched Access Service, rates and charges will apply as if the service were ordered as mixed use.

(C)

(C)

(C)

(C)

Except as noted above, the High Capacity or Synchronous Optical Channel Service facility will be ordered, provided and rated as Special Access Service (i.e., Channel Termination, Channel Mileage, as appropriate, and Multiplexing, Customer Node, Customer Premises Port, and Add/Drop Multiplexing). The nonrecurring charge that applies when the mixed use facility is installed will be the nonrecurring charge associated with the appropriate Special Access High Capacity or Synchronous Optical Channel Service Channel Termination.

(C)

(C)

(C)

(C)

(C)

(C)

Rating as Special Access will continue until such time as the customer chooses to use a portion of the available capacity for Switched Access Service. Individual service (i.e., Switched or Special Access) nonrecurring charges will not apply to the individual channels of the mixed use facility.

When Special Access Service is provided utilizing a channel of the mixed use facility to a hub, High Capacity rates and charges will apply for the facility to the hub, as set forth preceding, and individual service rates and charges will apply from the hub to the customer designated premises. The rates and charges that will apply to the portion from the hub to the customer designated premises will be dependent on the specific type of Special Access Service that is provided (e.g., Voice Grade, Telegraph, etc.). The applicable rates and charges will include a Channel Termination and Channel Mileage, if applicable. Rates and charges for Optional Features and Functions associated with the service, if any, will apply for the appropriate channel type.

(TR100)

ACCESS SERVICE

7. Special Access Service (Cont'd)7.2 Rate Regulations (Cont'd)7.2.7 Mixed Use (Cont'd)

As each individual channel of a Special Access High Capacity Service is activated for Switched Access Service, the Special Access Channel Termination, Channel Mileage, and Multiplexing rates will be reduced accordingly (e.g., 1/24th for a DS1 service, 1/672nd for a DS3 service, etc.).

(C)

(C)

Similarly, as each individual channel of a Special Access Synchronous Optical Channel Service is activated for Switched Access Service, the Special Access Channel Termination, Channel Mileage, Customer Node, Customer Premises Port, and Add/Drop Multiplexing rates will be reduced accordingly (e.g. 1/2016th for an OC3 service, 1-8064th for an OC12 service).

(N)

If the Special Access charges for the mixed use facility are subject to Service Discount Plan discounts (e.g., Term Discount Optional Rate Plan) as set forth in 7.2.8 following, the Special Access charges will be reduced to reflect mixed use before the Service Discount Plan discounts are applied.

(N)

Switched Access Service rates and charges, as set forth in 17.2 following, will apply for each channel that is used to provide a Switched Access Service. Additionally, the Switched Access Service Entrance Facility, Direct Trunked Transport, Multiplexing, Customer Node, Customer Premises Port, and Add/Drop Multiplexing charges, if applicable, will be reduced by multiplying their respective rates by the ratio of derived Switched Access Service channels to the total number of Voice Grade channels that can be derived.

(C)

(C)

The following table shows the total voice grade equivalents for each of the services that may be used for Mixed Use:

(N)

High Capacity or Synchronous Optical Channel Service	DS3 Quantities	DS1 Quantities	Voice Grade Equivalents
DS1	n/a	1	24
DS3	1	28	672
OC3	3	84	2,016
OC12	12	336	8,064

(N)

The customer must place an order for each individual Switched or Special Access Service utilizing the Mixed Use Facilities and specify the channel assignment for each such service.

Certain material previously found on this page now appears on 2nd Revised
Page 7-25.2

(TR100)

ACCESS SERVICE

7. Special Access Service (Cont'd)7.2 Rate Regulations (Cont'd)7.2.8 Service Discount Plans

(T)

(A) General

(M)

Service Discount Plans apply to Special Access services, excluding Individual Case Basis (ICB) arrangements listed in 17.3.9 following, on a per circuit or per circuit leg basis. The Channel Termination (CT), Channel Mileage (CMF and CMT) and the Optional Features and Functions (OFF) monthly recurring rate elements are eligible for inclusion in a Service Discount Plan. Service Discount Plans are available for the special access services listed below:

- High Capacity 1.544 Mbps (DS1)
- High Capacity 44.736 Mbps (DS3)
- Synchronous Optical Channel 155.52 Mbps (OC3)
- Synchronous Optical Channel 622.08 (OC12)

(M)

(N)

(N)

(B) Description

For special access circuits subscribed to a Service Discount Plan, the current monthly tariff rate(s) are reduced by a fixed percentage (discount percent). The amount of the discount differs with the commitment length of the Service Discount Plan. All eligible recurring rate elements selected by the customer for the circuit on the Service Discount Plan will be discounted. The minimum period for circuits under the Service Discount Plan is defined in 5.5.1 preceding.

The fixed percent discount and the length of the Service Discount Plans are detailed in 17.3.10 following.

The discount percent can be changed by the company at any time. However, the discount percent in effect at the time the customer subscribes to the Service Discount Plan will remain in effect until the expiration of that plan.

At the end of the initial Service Discount Plan, the customer may subscribe to a new Service Discount Plan. When the customer subscribes to a new Service Discount Plan, the discount percent in effect at the time of renewal will be applied throughout the new Service Discount Plan period. If the customer does not choose a new Service Discount Plan, the rates will automatically convert to month-to-month rates without being reduced by the discount percent.

Any rate elements added to an existing circuit under a Service Discount Plan will automatically subscribe to the original circuit's minimum period and Service Discount Plan length. However, the discount percent in effect at the time the additional rate elements are added to a circuit will be utilized to discount the newly added rate elements.

Certain material currently appearing on this page formerly appeared on 2nd Revised Page 7-25.1

(TR100)

ACCESS SERVICE

7. Special Access Service (Cont'd)7.2 Rate Regulations (Cont'd)7.2.8 Service Discount Plans (Cont'd)(C) Upgrading Plans

(N)(x)(s)

A customer may upgrade from a 36 to a 60 month Service Discount Plan without incurring termination liability charges discussed in (D) following. When a customer upgrades a Service Discount Plan, a new minimum period and term commitment obligation will be established as of the conversion date.

(D) Termination Liability

Termination Liability charges are applicable when any one of the following conditions are met:

- The customer disconnects the service or circuit prior to the expiration of the Service Discount Plan period.
- The customer requests that all channels on the service be changed to switched access service.
- The customer requests that a circuit be moved to another location.
- When the jurisdiction of the circuit changes to intrastate.
- The customer changes from a lower capacity service under a Service Discount Plan to a higher capacity service under a Service Discount Plan or a higher capacity service under a Service Discount Plan to a lower capacity service under a Service Discount Plan.

(N)(x)(s)

(x) Filed under authority of Special Permission No. 94-1466 of the Federal Communications Commission. The designated material represents new terms and conditions for customers of Sugar Land Telephone who, as a result of this filing, transfer from Sugar Land Telephone Company's Interstate F.C.C. No. 2 tariff to this tariff.

(s) Reissued material scheduled to become effective January 30, 1995 and originally filed under Transmittal No. 32.

(TR34)

ACCESS SERVICE

7. Special Access Service (Cont'd)7.2 Rate Regulations (Cont'd)7.2.8 Service Discount Plans (Cont'd)(D) Termination Liability (Cont'd)

(N)(x)(s)

There are two (2) types of Termination Liability calculations. The first is when the minimum period described in 5.5.1 preceding is not fulfilled and the second is when the minimum period is fulfilled but the Service Discount Plan commitment period was not met.

When the minimum period is not fulfilled, the Termination Liability calculation is as follows:

(# of months in minimum period x current monthly rate) - (# of months service was in place x (current monthly rate x (1 - discount percent)))

As an example, a customer subscribed to a 36 month Service Discount Plan which had a 10 percent discount. The currently monthly rate is \$100. The customer disconnected service after the 5th month. The Termination Liability charges would be:

$(12 \text{ months} \times \$100) - (5 \text{ months} \times (\$100 \times (1-10\%)))$
= \$750 Termination Liability Charges

When the minimum period is fulfilled but the Service Discount Plan has not expired, the Termination Liability calculation is as follows:

(# of months service was in place x current monthly rate x discount percent)

As an example, a customer subscribed to a 36 month Service Discount Plan which had a 10 percent discount. The currently monthly rate is \$100. The customer disconnected service after the 15th month. The Termination Liability charges would be:

$(15 \text{ months} \times \$100 \times 10\%)$
= \$150 Termination Liability Charges

(N)(x)(s)

(x) Filed under authority of Special Permission No. 94-1466 of the Federal Communications Commission. The designated material represents new terms and conditions for customers of Sugar Land Telephone who, as a result of this filing, transfer from Sugar Land Telephone Company's Interstate F.C.C. No. 2 tariff to this tariff.

(s) Reissued material scheduled to become effective January 30, 1995 and originally filed under Transmittal No. 32.

(TR34)

ACCESS SERVICE

7. Special Access Service (Cont'd)7.3 Surcharge for Special Access Service7.3.1 General

Special access services provided under this tariff may be subject to the monthly Special Access Surcharge.

7.3.2 Application

- (A) The Special Access Surcharge will apply to each interstate Special Access Service that terminates on an end user's PBX or other device, where through a function of the device, the Special Access Service interconnects to the local exchange network. Interconnection functions include, but are not limited to, wiring and software functions, bridging, switching or patching of calls or stations. The Surcharge will apply irrespective of whether the interconnection function is performed in equipment located at the customer's premises or in a Centrex CO-type switch.
- (B) Special Access Service will be exempted from the Surcharge by the Telephone Company upon receipt of the customer's written certification for the following Special Access Service terminations:
- (1) an open-end termination in a Telephone Company switch of an FX line, including CCSA and CCSA-equivalent ONALs; or
 - (2) an analog channel termination that is used for radio or television program transmission; or
 - (3) a termination used for TELEX service; or
 - (4) a termination that by the nature of its operating characteristics could not make use of Telephone Company common lines such as, terminations which are restricted through hardware or software; or

ACCESS SERVICE

7. Special Access Service (Cont'd)7.3 Surcharge for Special Access Service7.3.2 Application (Cont'd)

(B) (Cont'd)

- (5) a termination that interconnects either directly or indirectly to the local exchange network where the usage is subject to Carrier Common Line charges such as, where the Special Access Service accesses only FGA and no local exchange lines, or Special Access Service between customer points of termination, or Special Access Service connecting CCSA or CCSA-type equipment (inter-machine trunks); or
- (6) a termination that the customer certifies to the Telephone Company is not connected to a PBX or other device which interconnects the Special Access Service to a local exchange subscriber line.

7.3.3 Exemption of Special Access Service

- (A) Special Access Services which are terminated as set forth in 7.3.2(B) preceding will be exempted from the Special Access Surcharge if the customer provides the Telephone Company with written exemption certification. The certification may be provided to the Telephone Company as follows:
 - at the time the Special Access Service is ordered or installed;
 - at such time as the service is reterminated to a device which does not interconnect the service to local exchange facilities; or
 - at such time as the service becomes associated with a Switched Access Service that is subject to Carrier Common Line Charges.

ACCESS SERVICE

7. Special Access Service (Cont'd)7.3 Surcharge for Special Access Service7.3.3 Exemption of Special Access Services (Cont'd)

- (B) The exemption certification is to be provided by the customer ordering the service. The certification must be signed by the customer or authorized representative and include the category of exemption, as set forth in 7.3.2(B) preceding, for each termination, and the date which the exemption is effective.
- (C) The customer shall also notify the Telephone Company when an exempted Special Access Service is changed or reterminated such that the exemption is no longer applicable.
- (D) The Telephone Company will work cooperatively with the customer to resolve any questions regarding the exemption certification. In addition, the Telephone Company may withhold exemption of the service until the questions are resolved.

7.3.4 Rate Regulations

- (A) The surcharge will apply as set forth in 7.3.2(A) preceding, except that a surcharge will be assessed on a per voice grade equivalent basis for Special Access Services derived from High Capacity Special Access Services as illustrated in the following example:

<u>Special Access Service</u>	<u>Voice Grade Equivalent</u>		<u>Surcharge</u>	<u>Monthly Charge</u>
DS1	24	x	25	= \$600.00

The preceding example illustrates the maximum number of surcharges applicable to a DS1. If the customer claims exemption(s) as set forth in 7.3.3 preceding or, is not utilizing all available voice grade equivalents and has spare capacity, the number of surcharges would be reduced accordingly.

In the case of multipoint Special Access Services, one Special Access Surcharge will apply for each termination of a Special Access Channel at an end user's premises.

ACCESS SERVICE

7. Special Access Service (Cont'd)7.3 Surcharge for Special Access Service7.3.4 Rate Regulations (Cont'd)

- (B) The Telephone Company will bill the appropriate Special Access Surcharge to the ordering customer for each interstate Special Access Service installed unless exemption certification is provided as set forth in 7.3.3 preceding.
- (C) If a written certification is not received at the time the Special Access Service is obtained, the Surcharge will be applied. Exempt status will become effective on the certification date indicated by the customer, subject to the regulations set forth in (D) following.
- (D) Crediting the Surcharge

The Telephone Company will cease billing the Special Access Surcharge when certification, as set forth in 7.3.3. preceding, is received. If the status of the Special Access Service was changed prior to receipt of the exemption certification, the Telephone Company will credit the customer's account, not to exceed ninety (90) days, based on the effective date of the change as specified by the customer in the letter of certification.

ACCESS SERVICE

7. Special Access Service7.4 Metallic Service7.4.1 Basic Channel Description

A Metallic channel is an unconditioned two-wire channel arranged to transmit direct current and capable of transmitting low speed varying signals at rates up to 30 baud. This channel is provided by metallic or equivalent facilities. Metallic channels are provided between customer designated premises or between a customer designated premises and a Telephone Company hub or hubs where bridging functions are performed. Interoffice metallic facilities will be limited in length to a total of five miles per channel.

Metallic Special Access services are typically used for applications such as alarm, pilot wire protective relaying, and dc tripping protective relaying. These examples of applications are not intended to limit a customer's use of the channel nor to imply that the channel is limited to a particular use.

Rates and charges for Special Access Metallic Service are as set forth in 17.3.2 following. Technical Reference publications for Special Access Metallic Service are listed in 7.1.2(F) preceding.

7.4.2 Technical Specifications Packages and Network Channel Interfaces

Technical Specifications Packages are set forth in 15.2.1(A) following. Compatible network channel interfaces are set forth in 15.2.2(C)(1) following.

7.4.3 Optional Features and FunctionsCentral Office Bridging Capability

(A) Three Premises Bridging - Provision of tip-to-tip and ring-to-ring connection in a central office of a metallic pair to a third customer designated premises.

(B) Series Bridging of up to 26 customer designated premises.

The table set forth in 15.2.1(A) following shows the technical specifications packages with which the optional features and functions are available.

ACCESS SERVICE

7. Special Access Service (Cont'd)7.5 Telegraph Grade Service7.5.1 Basic Channel Description

A Telegraph Grade channel is an unconditioned channel capable of transmitting binary signals at rates of 0-75 baud or 0-150 baud. This channel is furnished for half-duplex or duplex operation. Telegraph Grade channels are provided between customer designated premises or between a customer designated premises and a Telephone Company hub or hubs.

Telegraph Grade Special Access services are typically used for applications such as teletypewriter, telegraph grade control/remote metering, telegraph grade channel, telegraph grade extension, and telegraph grade entrance facilities. These examples of applications are not intended to limit a customer's use of the channel nor to imply that the channel is limited to a particular use.

Rates and charges for Special Access Telegraph Grade Service are as set forth in 17.3.3 following. Technical Reference publications for Special Access Telegraph Service are listed in 7.1.2(F) preceding.

7.5.2 Technical Specifications Packages and Network Channel Interfaces

Technical Specifications Packages are set forth in 15.2.1(B) following. Compatible network channel interfaces are set forth in 15.2.2(C)(2) following.

7.5.3 Optional Features and Functions

(A) Telegraph Bridging (two-wire and four-wire)

The table set forth in 15.2.1(B) following shows the technical specifications packages with which the optional features and functions are available.

ACCESS SERVICE

7. Special Access Service (Cont'd)7.6 Voice Grade Service7.6.1 Basic Channel Description

A Voice Grade channel is a channel which provides voice frequency transmission capability in the nominal frequency range of 300 to 3000 Hz and may be terminated two-wire or four-wire. Voice Grade channels are provided between customer designated premises, between a customer designated premises and a Telephone Company hub or hubs, or between a customer designated premises and a WATS Serving Office (WSO).

Voice Grade Special Access services are typically used for voice and voiceband data applications. Typical examples of voice grade circuits are Foreign Exchange lines (station end only), multipoint private line, voice trunk type, two-point voice grade data (one-way or simultaneous two-way), multipoint voice grade data, and voice grade telephoto or facsimile. These examples of applications are not intended to limit a customer's use of the channel nor to imply that the channel is limited to a particular use.

Rates and charges for Special Access Voice Grade Service are as set forth in 17.3.4 following. Technical Reference publications for Special Access Voice Grade Service are listed in 7.1.2(F) preceding.

7.6.2 Technical Specifications Packages and Network Channel Interfaces

Technical Specifications Packages are set forth in 15.2.1(C) following. Compatible network channel interfaces are set forth in 15.2.2(C)(3) following.

7.6.3 Optional Features and Functions(A) Central Office Bridging Capability

- (1) Voice Bridging (two-wire and four-wire)
- (2) Data Bridging (two-wire and four-wire)
- (3) Telephoto Bridging (two-wire and four-wire)
- (4) DATAPHONE Select-A-Station Bridging with sequential arrangement ports or addressable arrangement ports

ACCESS SERVICE

7. Special Access Service (Cont'd)7.6 Voice Grade Service (Cont'd)7.6.3 Optional Features and Functions (Cont'd)(A) Central Office Bridging Capability (Cont'd)

(5) Telemetry and Alarm Bridging

Split Band, Active Bridging Passive Bridging
Summation, Active Bridging

The rates for these options are set forth in
17.3.4(C)(1) following.

(B) Central Office Multiplexing

Voice to Telegraph Grade. An arrangement that
converts a Voice Grade channel to Telegraph Grade
channels using frequency division multiplexing.

The rate for this option is set forth in
17.3.4(C)(5) following.

(C) Conditioning

Conditioning provides more specific transmission
characteristics for Voice Grade services. The rates
for these options are set forth in 17.3.4(C)(2)
following.

For two-point services, the parameters apply to each
service as measured end-to-end. For multipoint
services, the parameters apply as measured on each
mid-link or as measured on each end link. C-Type
conditioning and Data Capability may be combined on
the same service.

ACCESS SERVICE

7. Special Access Service (Cont'd)7.6 Voice Grade Service (Cont'd)7.6.3 Optional Features and Functions (Cont'd)(C) Conditioning (Cont'd)(1) C-Type Conditioning

C-Type Conditioning is provided for the additional control of attenuation distortion and envelope delay distortion on data services. The attenuation distortion and envelope delay distortion specifications for C-Type Conditioning are delineated in Technical Reference(s) for Voice Grade service.

(2) Improved Attenuation Distortion*

Improved Attenuation Distortion upgrades the frequency versus loss limits of the channel. The technical specifications for Improved Attenuation Distortion are delineated in Technical Reference(s) for Voice Grade service. This option is available only when ordered in combination with C-Type Conditioning.

(3) Improved Envelope Delay Distortion*

Improved Envelope Delay Distortion upgrades the frequency versus delay response limits of the channel. The technical specifications for Improved Envelope Delay Distortion are delineated in Technical Reference(s) for Voice Grade service. This option is available only when ordered in combination with C-Type Conditioning.

* Improved Attenuation Distortion and Improved Envelope Delay Distortion will continue to be provided to all customers who were provided with either or both of these optional features in conjunction with C-Type Conditioning prior to May 4, 1988.

ACCESS SERVICE

7. Special Access Service (Cont'd)7.6 Voice Grade Service (Cont'd)7.6.3 Optional Features and Functions (Cont'd)(C) Conditioning (Cont'd)(4) Data Capability (D Conditioning)

Data Capability provides transmission characteristics suitable for data communications. Specifically, Data Capability provides for the control of Signal to C-Notched Noise Ratio and intermodulation distortion. It is available for two-point services or three-point multipoint services.

The Signal to C-Notched Noise Ratio and intermodulation distortion parameter for Data Capability are delineated in Technical Reference(s) for Voice Grade service. The rate for this option is set forth in 17.3.4(C)(2) following.

When a service equipped with Data Capability is used for voice communications, the quality of the voice transmission may not be satisfactory.

(5) Telephoto Capability

Telephoto Capability provides transmission characteristics suitable for telephotographic communications. Specifically, Telephoto Capability is provided for the control of attenuation distortion and envelope delay distortion on telephotographic services. The attenuation distortion and envelope delay distortion parameters for Telephoto Capability are delineated in Technical Reference(s) for Voice Grade service. The rate for this option is set forth in 17.3.4(C)(2) following.

(6) Sealing Current Conditioning

Sealing Current Conditioning is provided to help maintain continuity on dry metallic loops. It is usually associated with four-wire DA or NO type network channel interfaces.

ACCESS SERVICE

7. Special Access Service (Cont'd)7.6 Voice Grade Service (Cont'd)7.6.3 Optional Features and Functions (Cont'd)(D) Customer Specified Premises Receive Level

This option allows the customer to specify the receive level at the Point of Termination. The level must be within a specific range on effective four-wire transmission. The ranges are delineated in Technical Reference(s) for Voice Grade service. The rate for this option is set forth in 17.3.4(C)(4) following.

(E) Improved Return Loss

- (1) On Effective Four-Wire Transmission at Four-Wire Point of Termination (applicable to each two-wire port): Provides for a fixed 600 ohm impedance, variable level range and simplex reversal. Telephone Company equipment is required at the customer's premises where this option is ordered. The Improved Return Loss parameters are delineated in Technical Reference(s) for Voice Grade service. The rate for this option is set forth in 17.3.4(C)(3) following.
- (2) On Effective Two-Wire Transmission at Two-Wire Point of Termination: Provides for more stringent Echo Control specifications. In order for this option to be applicable, the transmission path must be four-wire at one POT and two-wire at the other POT. Placement of Telephone Company equipment may be required at the customer's premises with the two-wire POT. The Improved Return Loss parameters are delineated in Technical Reference(s) for Voice Grade service. The rate for this option is set forth in 17.3.4(C)(3) following.

ACCESS SERVICE

7. Special Access Service (Cont'd)7.6 Voice Grade Service (Cont'd)7.6.3 Optional Features and Functions (Cont'd)(F) Signaling Capability

Signaling Capability provides for the ability to transmit signals from one customer premises to another customer premises on the same service. The rate for this option is set forth in 17.3.4(C)(6) following.

Network channel interfaces for Voice Grade Special Access service requiring signaling capability can be found in applicable Technical Reference publications listed in 7.1.2(F) preceding.

(G) Selective Signaling Arrangement

An arrangement that permits code selective ringing for up to ten codes on a multipoint service. The rate for this option is set forth in 17.3.4(C)(7) following.

ACCESS SERVICE

7. Special Access Service (Cont'd)7.6 Voice Grade Service (Cont'd)7.6.3 Optional Features and Functions (Cont'd)(H) Transfer Arrangement

An arrangement that affords the customer an additional measure of flexibility in the use of an access channel(s). The arrangement can be utilized to transfer a leg of a Special Access Service to another channel that terminates in either the same or a different customer premises. A key activated or dial-up control service is required to operate the transfer arrangement. A spare channel, if required, is not included as part of the option. The rate for this option is set forth in 17.3.4(C)(8) following.

(I) Public Packet Switching Network (PPSN) Interface Arrangement

An arrangement that provides the interface requirements that permit a Voice Grade service to interface with a Public Packet Switching Network packet switch located in a Telephone Company premises. The interface is compatible with X.25 and X.75 packet switching protocols as defined by the CCITT. This option is provided on an Individual Case Basis as set forth in 17.3.4(C)(9) following.

(J) Four-Wire/Two-Wire Conversions

When a customer requests that an effective four-wire channel be terminated with a two-wire channel interface at the customer designated premises, a four-wire to two-wire conversion is required. The customer will be charged the four-wire Channel Termination rate as set forth in 17.3.4(A) following when an effective four-wire is specified in the order for service. The rate for the conversion is included as part of the basic four-wire Channel Termination rate.

ACCESS SERVICE

7. Special Access Service (Cont'd)7.6 Voice Grade Service (Cont'd)7.6.3 Optional Features and Functions (Cont'd)(K) Improved Two-Wire Voice Transmission(1) Loss Deviation

The maximum Loss Deviation of the 1004 Hz loss relative to the Expected Measured Loss (EML) is -4.0 dB to +4.0 dB.

(2) Attenuation Distortion

The maximum Attenuation Distortion in the 404 to 280 Hz frequency band relative to loss at 1004 Hz is -2.0 dB to +6.0 dB.

(3) C-Message Noise

The maximum C-Message Noise for the transmission path at the route miles listed is less than:

<u>Route Miles</u>	<u>C-Message Noise</u>
less than 50	35 dBrnc
51 to 100	37 dBrnc
101 to 200	40 dBrnc
201 to 400	43 dBrnc
401 to 1000	45 dBrnc

(4) Return Loss

The Return Loss, expressed as Echo Return Loss (ERL) and Singing Return Loss (SRL), is equal to or greater than:

ERL	13.0 dB
SRL	6.0 dB

The rate for the provision of Improved Two-Wire Voice Transmission is included as part of the basic Channel Termination rate.

ACCESS SERVICE

7. Special Access Service (Cont'd)7.6 Voice Grade Service (Cont'd)7.6.3 Optional Features and Functions (Cont'd)(L) Improved Termination Option

(N) (x)

Improved Termination provides for a fixed 600 ohm impedance, an extended range of transmission levels, and simplex reversal (when applicable) on an effective four-wire channel. Telephone Company equipment is required at the Customer's premise where this option is ordered. The rate for this option is set forth in 17.3.4(C)(10) following, and is applied per Channel Termination.

(N) (x)

(x) Filed under authority of Special Permission No. 94-1466 of the federal Communication Commission. The designated material represents new terms and conditions for customers of Sugar Land Telephone Company who, as a result of this filing, transfer from Sugar Land Telephone company's Interstate F.C.C. No. 2 tariff to this tariff.

(TR34)

ACCESS SERVICE

7. Special Access Service (Cont'd)7.7 Program Audio Service7.7.1 Basic Channel Description

A Program Audio channel is a channel with bandwidth measured in Hz for the transmission of a complex signal voltage. The actual bandwidth is a function of the channel interface selected by the customer. Only one-way transmission is provided. Program Audio channels are provided between customer designated premises or between a customer designated premises and a Telephone Company hub or hubs.

Program Audio Special Access services are typically used in full-time and part-time applications for radio broadcasting, noncommercial educational audio, and wired music. These examples of applications are not intended to limit a customer's use of the channel nor to imply that the channel is limited to a particular use.

Rates and charges for Special Access Program Audio Service are as set forth in 17.3.5 following. Technical Reference publications for Special Access Program Audio Service are listed in 7.1.2(F) preceding.

7.7.2 Technical Specifications Packages and Network Channel Interfaces

Technical Specifications Packages are set forth in 15.2.1(D) following. Compatible network channel interfaces are set forth in 15.2.2(C)(4) following.

7.7.3 Optional Features and Functions(A) Central Office Bridging Capability

Distribution Amplifier

(B) Gain Conditioning

Control of 1004 Hz AML at initiation of service to 0 dB \pm 0.5 dB.

ACCESS SERVICE

7. Special Access Service (Cont'd)

7.7 Program Audio Service (Cont'd)

7.7.3 Optional Features and Functions (Cont'd)

(C) Stereo

Provision of a pair of gain/phase equalized channels for stereo applications. (An additional Program Audio channel must be ordered separately.)

The table set forth in 15.2.1(D) following shows the technical specifications packages with which the optional features and functions are available.

ACCESS SERVICE

7. Special Access Service (Cont'd)7.8 Video Service7.8.1 Basic Channel Description

A Video channel is a channel with one-way transmission capability for a standard 525 line/60 field monochrome, or National Television Systems Committee color, video signal and one or two associated 5 or 15 kHz audio signal(s). The associated audio signal(s) may be either diplexed or provided as one or two separate channels. The provision and the bandwidth of the associated audio signal(s) is a function of the channel interface selected by the customer. Video channels are provided between customer designated premises or between a customer designated premises and a Telephone Company hub or hubs.

Rates and charges for Special Access Video Service are as set forth in 17.3.6 following. Technical Reference publications for Special Access Video Service are listed in 7.1.2(F) preceding.

7.8.2 Technical Specifications Packages and Network Channel Interfaces

Technical Specifications Packages are set forth in 15.2.1(E) following. Compatible network channel interfaces are set forth in 15.2.2(C)(5) following.

The following network channel interfaces (NCIs) define the bandwidth and the provision of the audio signal(s) associated with a Video channel:

<u>NCI</u>	<u>Audio Bandwidth</u>	<u>Provision</u>
2TV6-1	15kHz	1 Channel, diplexed
2TV6-2	15kHz	2 Channels, diplexed
2TV7-1	15kHz	1 Channel, diplexed
2TV7-2	15kHz	2 Channels, diplexed
4TV6-5	5kHz	1 Channel, separate
4TV6-15	15kHz	1 Channel, separate
4TV7-5	5kHz	1 Channel, separate
4TV7-15	15kHz	1 Channel, separate
6TV6-5	5kHz	2 Channels, separate
6TV6-15	15kHz	2 Channels, separate
6TV7-5	5kHz	2 Channels, separate
6TV7-15	15kHz	2 Channels, separate

ACCESS SERVICE

7. Special Access Service (Cont'd)7.9 Digital Data Service7.9.1 Basic Channel Description

A Digital Data channel is a channel for duplex four-wire transmission of synchronous serial data at the rate of 2.4, 4.8, 9.6, 19.2, 56 or 64 Kbps. The actual bit rate is a

function of the channel interface selected by the customer. The channel provides a synchronous service with timing provided by the Telephone Company through the Telephone Company's facilities to the customer in the received bit stream. Digital Data channels are only available via Telephone Company designated hubs and are provided between customer designated premises or between a customer designated premises and a Telephone Company hub or hubs. The 64 Kbps

speed requires B8ZS Line Code Formatted Signal as described in Technical Reference TR-NPL-000054. The wire centers providing CCC are identified in NATIONAL EXCHANGE CARRIER ASSOCIATION, INC., WIRE CENTER INFORMATION, TARIFF F.C.C. NO. 4.

(s)

(N)(x)(s)

(N)(x)(s)

The customer may provide the Channel Service Unit-type equipment or other Network Channel Terminating Equipment associated with the Digital Data channel at the customer premises.

The Telephone Company will provide a channel capable of meeting a monthly average performance equal to or greater than 99.875% error-free seconds (if provided through a Digital Data hub) while the channel is in service, if it is measured through a CSU equivalent which is designed, manufactured, and maintained to conform with the specifications contained in Technical Reference(s) for Digital Data Service.

Rates and charges for Special Access Digital Data Service are as set forth in 17.3.7 following. Technical Reference publications for Special Access Digital Data Service are listed in 7.1.2(F) preceding.

(x) Filed under authority of Special Permission No. 94-1466 of the federal Communication Commission. The designated material represents new terms and conditions for customers of Sugar Land Telephone Company who, as a result of this filing, transfer from Sugar Land Telephone company's Interstate F.C.C. No. 2 tariff to this tariff.

(s) Reissued material scheduled to become effective February 5, 1995 and originally filed under Transmittal No. 33.

(TR34)

ACCESS SERVICE

7. Special Access Service (Cont'd)7.9 Digital Data Service7.9.2 Technical Specifications Packages and Network Channel Interfaces

Technical Specifications Packages are set forth in 15.2.1(F) following. Compatible channel interfaces are set forth in 15.2.2(C)(6) following.

The following network channel interfaces (NCIs) define the bit rates that are available for a Digital Data channel:

<u>NCI</u>	<u>Bit Rate</u>
DU-24	2.4 Kbps
DU-48	4.8 Kbps
DU-96	9.6 Kbps
DU-19	19.2 Kbps
DU-56	56.0 Kbps
DU-64	64.0 Kbps

(N)

(TR33)

ACCESS SERVICE

7. Special Access Service (Cont'd)7.9 Digital Data Service (Cont'd)7.9.3 Optional Features and Functions(A) Central Office Bridging Capability

This optional feature connects three or more customer designated premises at Telephone Company designated hubs.

(B) Transfer Arrangement

An arrangement that affords the customer an additional measure of protection and/or flexibility in the use of their access channel(s) on a 1xN basis. The arrangement can be utilized to transfer a leg of a Special Access Service to either a spare or working channel that terminates in either the same or a different customer designated premises. This arrangement is only available at a Telephone Company designated hub. A key activated or dial-up control service is required to operate the transfer arrangement. A spare channel, if required, is not included as a part of the option.

(C) Public Packet Switching Network (PPSN) Interface Arrangement

(Z)

An arrangement that provides the interface requirements that permit a Digital Data Service to interface with a Public Packet Switching Network packet switch located in a Telephone Company premises. The interface is compatible with X.25 and X.75 packet switching protocols as defined by the CCITT.

The table set forth in 15.2.1(F) following shows the technical specifications packages with which the optional features and functions are available.

(TR28)

ACCESS SERVICE

7. Special Access Service (Cont'd)7.10 High Capacity Service7.10.1 Basic Channel Description

A High Capacity channel is a channel for the transmission of nominal 64.0 Kbps* or 1.544, 3.152, 6.132, 44.736, or 274.176 Mbps isochronous serial data. The actual bit rate is a function of the channel interface selected by the customer. High Capacity channels are provided between customer designated premises or between a customer designated premises and a Telephone Company hub or hubs.

The customer may provide the Network Channel Terminating Equipment associated with the High Capacity channel at the customer's premises.

A channel with technical specifications package HC1 will be capable of an error-free second performance of 98.75% over a continuous 24 hour period as measured at the 1.544 Mbps rate through a CSU equivalent which is designed, manufactured, and maintained to conform with the specifications contained in Technical Reference(s) for High Capacity Service.

Rates and charges for Special Access High Capacity Service are as set forth in 17.3.8 following. Technical Reference publications for Special Access High Capacity service are listed in 7.1.2(F) preceding.

* Available only as a channel of a 1.544 Mbps facility to a Telephone Company Digital Data hub or as a cross connect of two 2.4, 4.8, 9.6, 56.0 or 64.0 Kbps channels of two 1.544 Mbps facilities to a Digital Data hub(s). The customer must provide system and channel assignment data.

ACCESS SERVICE

7. Special Access Service (Cont'd)7.10 High Capacity Service (Cont'd)7.10.2 Technical Specifications Packages and Network Channel Interfaces

Technical Specifications Packages are set forth in 15.2.1(G) following. Compatible channel interfaces are set forth in 15.2.2(C)(7) following.

The following network channel interfaces (NCIs) define the bit rates that are available for a High Capacity channel:

<u>NCI</u>	<u>Bit Rate</u>
DS-15*	1.544 Mbps (DS1)
DS-27	274.176 Mbps (DS4)
DS-31	3.152 Mbps (DS1C)
DS-44	44.736 Mbps (DS3)
DS-63	6.312 Mbps (DS2)

* A 64.0 Kbps channel is available as a channel(s) of a 1.544 Mbps channel to a Telephone Company hub.

ACCESS SERVICE

7. Special Access Service (Cont'd)7.10 High Capacity Service (Cont'd)7.10.3 Optional Features and Functions(A) Automatic Loop Transfer

The Automatic Loop Transfer provides protection on a 1xN basis against failure of the facilities between a customer designated premises and the wire center serving that premises. Protection is furnished through the use of a switching arrangement that automatically switches to a spare channel line when a working line fails. The spare channel is not included as a part of the option. This option requires compatible equipment at both the serving wire center and the customer designated premises. The customer is responsible for providing the equipment at its designated premises. Equipment at the customer designated premises will be provided under tariff only if it existed in the Telephone Company inventory as of November 18, 1983.

(B) Transfer Arrangement

An arrangement that affords the customer an additional measure of flexibility in the use of their access channel(s). The arrangement can be utilized to transfer a leg of a Special Access Service to either a spare or working channel that terminates in either the same or a different customer designated premises. A key activated or dial-up control service is required to operate the transfer arrangement. A spare channel, if required, is not included as part of the option.

ACCESS SERVICE

7. Special Access Service (Cont'd)7.10 High Capacity Service (Cont'd)7.10.3 Optional Features and Functions (Cont'd)(C) Central Office Multiplexing(1) DS4 to DS1

An arrangement that converts a 274.176 Mbps channel to 168 DS1 channels using digital time division multiplexing.

(2) DS3 to DS1

An arrangement that converts a 44.736 Mbps channel to 28 DS1 channels using digital time division multiplexing.

(3) DS2 to DS1

An arrangement that converts a 6.312 Mbps channel to four DS1 channels using digital time division multiplexing.

(4) DS1C to DS1

An arrangement that converts a 3.152 Mbps channel to two DS1 channels using digital time division multiplexing.

(5) DS1 to Voice

An arrangement that converts a 1.544 Mbps channel to 24 channels for use with Voice Grade Services. A channel(s) of this DS1 to the Hub can also be used for a Digital Data Service.

(6) DS1 to DS0

An arrangement that converts a 1.544 Mbps channel to 23 64.0 Kbps channels utilizing digital time division multiplexing.

ACCESS SERVICE

7. Special Access Service (Cont'd)7.10 High Capacity Service (Cont'd)7.10.3 Optional Features and Functions (Cont'd)(C) Central Office Multiplexing (Cont'd)(7) DS0 to Subrate

An arrangement that converts a 64.0 Kbps channel to subspeeds of up to twenty 2.4 Kbps, ten 4.8 Kbps, or five 9.6 Kbps channels using digital time division multiplexing.

The table set forth in 15.2.1(G) following shows the technical specifications packages with which the optional features and functions are available.

(D) Clear Channel Capability (CCC)

- (1) CCC is an arrangement that allows a customer to transport 1.536 Mbps information rate signals over a 1.544 Mbps High Capacity channel or over a 1.544 Mbps High Capacity channel derived from a multiplexed 44.736 Mbps High Capacity channel with no constraint on the quantity or sequence of one and zero bits.

This arrangement requires the customer signal at the channel interface to conform to Bipolar with Eight Zero Substitution (B8ZS) line code as described in Technical Reference TR-NPL-000054.

(N)(x)

- (2) CCC is provided, subject to availability of facilities, on DS1/1.544 Mbps High Capacity channels between two customer designated premises and on multiplexed DS3/44.736 Mbps High Capacity channels or multiplexed DS1/1.544 Mbps High Capacity channels between a telephone company hub office and a customer designated premises. The wire centers providing CCC are identified in NATIONAL EXCHANGE CARRIER ASSOCIATION, INC., WIRE CENTER INFORMATION, TARIFF F.C.C. NO. 4.

(s)

- (x) Filed under authority of Special Permission No. 94-1466 of the federal Communication Commission. The designated material represents a change in references to technical publications for customers of Sugar Land Telephone Company who, as a result of this filing, transfer from Sugar Land Telephone company's Interstate F.C.C. No. 2 tariff to this tariff.

- (s) Reissued material scheduled to become effective February 5, 1995 and originally filed under Transmittal No. 33.

(TR34)

ACCESS SERVICE

7. Special Access Service (Cont'd)7.10 High Capacity Service (Cont'd)7.10.3 Optional Features and Functions (Cont'd)(D) Clear Channel Capability (CCC) (Cont'd)

- (3) The CCC optional feature may be ordered at the same time the High Capacity service is ordered or it may be ordered as an addition to an existing High Capacity Service. The customer must agree to out-of-service periods required to add this feature to an existing High Capacity Service. CCC is a nonchargeable optional feature.

(TR33)

ACCESS SERVICE

7. Special Access Service (Cont'd)7.11 Synchronous Optical Channel Service

(N)

7.11.1 Basic Channel Description

A Synchronous Optical Channel Service channel provides dedicated transport utilizing Synchronous Optical Network (SONET) transmission standards. Synchronous Optical Channel Service provides optical network capability to customers requiring connections at transmission rates of 155.52 Mbps (OC3) and 622.08 Mbps (OC12). Synchronous Optical Channel Service is provided between two customer designated premises (CDP) through one or more Telephone Company wire centers or between a CDP and a wire center equipped for Add/Drop Multiplexing (ADM). In addition, customers at an ADM equipped wire center may add or drop bandwidth capacity from the synchronous optical channel for delivery to a customer designated premises, WATS office, Public Packet Data Network Service, or another wire center.

OC3/OC3c Synchronous Optical Channel Service may also be provided between a customer designated premises and a Telephone Company designated DSL Access Service Connection Point.

Each channel will be configured with one working and one protect fiber pair within the same sheath between the CDP and the serving wire center of the CDP which provides redundancy to protect the customer's service. Should a failure occur, the SONET technology will automatically switch the customer's transmission to the dedicated protect fiber pair.

The customer may provide node and port equipment at the CDP which allows the high speed optical carrier channel to be converted to an electrical signal at a lower speed. The provision of such equipment by the customer is subject to compatibility with the Telephone Company's equipment in the serving wire center and must comply with the standards specified in GR-253-CORE.

The OC3 channel is available in a non-concatenated format (OC3) which provides three individual signals. The OC3 channel is also available in a concatenated format (OC3c) which provides a single signal appropriate for data transmissions.

(N)

Certain material previously found on this page now appears on Original Page 7-54

(TR100)

ACCESS SERVICE

7. Special Access Service (Cont'd)

(N)

7.11 Synchronous Optical Channel Service (Cont'd)7.11.1 Basic Channel Description (Cont'd)

A term discount is available for Synchronous Optical Channel Service rate elements and optional features and functions. The term discount period for any applicable DS3 Capacity Discount Plan with an associated Term Discount Plan must be reestablished or upgraded at the time of conversion to Synchronous Optical Channel Service. Section 7.2.8(B) preceding specifies the conditions under which a term discount is applicable.

Synchronous Optical Channel Service is available at the wire centers as identified in National Exchange Carrier Association, Inc. Tariff F.C.C. No. 4.

Rates and charges for Synchronous Optical Channel Service are as set forth in 17.3.11 following.

7.11.2 Network Channel Interfaces

Compatible channel interfaces for Synchronous Optical Channel Service are as set forth in 15.2.2(C)(8) following.

The following network channel interfaces (NCIs) define the bit rates that are available for a synchronous optical channel:

<u>NCI</u>	<u>Bit Rate</u>
FCF-B	155.52 Mbps (OC3, OC3c)
FCF-D	622.08 Mbps (OC12)

7.11.3 Optional Features and Functions(A) Customer Node

A Customer Node charge applies when the Telephone Company provides terminal equipment at the customer designated premises for termination of a Synchronous Optical Channel Service Channel Termination. Such equipment may be used to convert the signal from an optical to electrical format. The Customer Node charge is determined by the level of optical service (i.e., OC3, OC3c or OC12) delivered to the premises. Each Customer Node must be configured with one or more Customer Premises Ports.

Rates and charges for the Customer Node are as set forth in 17.3.11 following.

(N)

(TR100)

ACCESS SERVICE

7. Special Access Service (Cont'd)

(N)

7.11 Synchronous Optical Channel Service (Cont'd)7.11.3 Optional Features and Functions (Cont'd)(B) Customer Premises Port

Customer Premises Port charges apply in conjunction with the Customer Node charge. Each Customer Premises Port provides the interface to derive a lower capacity service at the customer premises. The type and quantity of ports is determined by the customer and is based on the type of Customer Node selected and the number of DS1, DS3, and/or OC3/OC3c channels ordered. Customer Premises Ports are available at the following speeds:

<u>Customer Premises Port</u>	<u>Speed</u>
OC3, OC3c	155.52 Mbps
DS3	44.736 Mbps
DS1	1.544 Mbps

Rates and charges for the Customer Premises Port are as set forth in 17.3.11(E)(1) following.

(C) Add/Drop Multiplexing

An Add/Drop Multiplexing Central Office Port charge applies to the interface provided at a Telephone Company wire center for the purpose of adding or dropping lower capacity services from Synchronous Optical Channel Service Channel Termination or Channel Mileage transport facilities. Central Office Ports are available at the following speeds:

<u>Central Office Port</u>	<u>Speed</u>
OC3, OC3c	155.52 Mbps
DS3	44.736 Mbps
DS1	1.544 Mbps

OC12 service may only be multiplexed to OC3/OC3c channels.

(N)

(TR100)

ACCESS SERVICE

7. Special Access Service (Cont'd)

(N)

7.11 Synchronous Optical Channel Service (Cont'd)7.11.3 Optional Features and Functions (Cont'd)(C) Add/Drop Multiplexing (Cont'd)

When an OC3 channel is derived from an OC12 service and is further multiplexed to obtain DS3 service, a DS3 port charge will apply in addition to the OC3 port charge.

When a DS3 channel is derived from an OC3 service and is further multiplexed to obtain DS1 service, a DS3 to DS1 Multiplexing charge as set forth in 17.3.8(D)(1) will apply in addition to the DS3 port charge.

When a DS1 channel is directly derived from an OC3 service, a DS1 port charge will apply.

When a DS1 channel is further multiplexed to a lower level signal, a DS1 to Voice Grade Multiplexing charge as set forth in 17.3.8(D)(1) will also apply.

Rates and charges for the Central Office Port are as set forth in 17.3.11(E)(2) following.

(D) DSL Access Service Connection

- (1) The DSL Access Service Connection function provides for the interconnection of an OC3 or OC3c Synchronous Optical Channel Service with ADSL Access Service as described in 8.1, following and Technical Reference ANSI T1.413-1998, and with SDSL Access Service as described in 8.2, following.

Rates and charges for the DSL Access Service Connection function are as set forth in 17.3.11, following. This function applies to each OC3 or OC3c Synchronous Optical Channel terminated at an DSL Access Service Connection Point.

(N)

(TR100)

ACCESS SERVICE

7. Special Access Service (Cont'd)7.12 Individual Case Filings

Certain services set forth in Special Access Service, Section 7. are provided on an Individual Case Basis. Rates and charges for Special Access Service provided on an Individual Case Basis are set forth in 17.3.9 following.

(T) (M)

(M)

Certain material now found on this page formerly appeared on Original Page 7-50

(TR100)

ACCESS SERVICE

8. Digital Subscriber Line Access Service

(C)

Digital Subscriber Line (DSL) service provides high-speed transmission services for simultaneous voice and data communications over local exchange service facilities. Service is provided, where available, between customer designated premises and designated Telephone Company Serving Wire Centers. The regulations and rates specified herein are in addition to the applicable regulations and rates specified in other sections of this tariff.

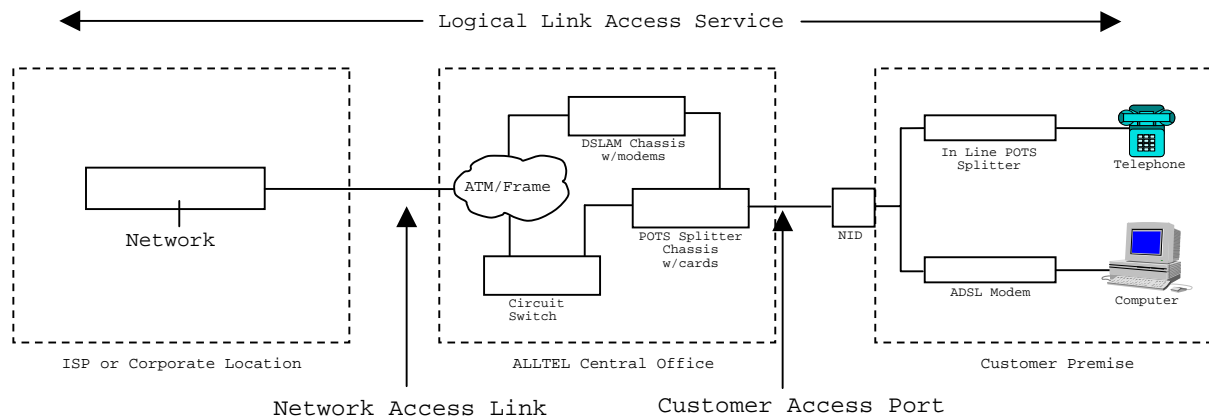
(N)

8.1 Asymmetric Digital Subscriber Line (ADSL) Access Service8.1.1 General

Asymmetric Digital Subscriber Line (ADSL) Access Service enables data traffic generated by the customer's equipment to be transported over existing local exchange service facilities to an ADSL Customer Access Port located in the Telephone Company's Serving Wire Center (SWC). The customer is the subscriber of the Telephone Company's local exchange service. At the ADSL Customer Access Port, the customer's ADSL Access Service must be connected to a DATA Content Provider (i.e. Internet Service Provider [ISP], Corporate Intranet, etc.) using the Telephone Company's Logical Link Access service. An ADSL Network Access Link service is a network connection that provides a link between the Telephone Company's ADSL SWC and a Data Content Provider's equipment.

A generic view of how ADSL Access Service would be provided is depicted in the figure following. In this example, the customer purchases ADSL Customer Access Port Service pursuant to the provisions specified in this section. The data content provider purchases ADSL Network Access Link Service pursuant to the provisions specified in this section, to connect its designated premises to the ADSL Serving Wire Central.

ADSL ACCESS SERVICE CONFIGURATION



(N)

(TR71)

ACCESS SERVICE

8. Digital Subscriber Line Access Service (Cont'd)8.1 Asymmetric Digital Subscriber Line (ADSL) Access Service (Cont'd)8.1.1 General (Cont'd)

Each ADSL Access Service request provides one Logical Link to connect a customer to one data content provider. Additional Logical Links may be ordered by the customer to connect to additional data content providers at a charge listed in section 17.4.8 following.

If a data content provider is served by a central office other than the ADSL central office, any and all applicable special access rate elements listed in section 17.3.8 following will be applied as described in section 7.10 preceding. See section 8.1.7 following for ADSL Network Access Link locations.

When ADSL is provided in a multiple bill arrangement, 50% of the ALLTEL Company's charges for the ADSL Network Access Link, including both recurring and nonrecurring, will apply for each end of the interoffice channel that the ALLTEL Company provides.

(N)
|
(N)

8.1.2 Limitations

ADSL Access Service will be furnished where suitable facilities exist as determined by the Telephone Company. ADSL Access Service is available to customers at various options, which have different "up" and "down" peak speeds. The "up" speeds represent "transmission speeds in kilobits", from the customer designated premise (CDP) to the Telephone Company's ADSL SWC, while the "down" speeds represent "transmission speeds in kilobits", from the Telephone Company's ADSL SWC to the CDP. The various service speed options available to the customers are listed in section 8.1.6 following. These peak speeds are not guaranteed by the Telephone Company due to factors that may affect the actual speeds delivered, including loop distance from the Telephone Company SWC, condition of the facilities, and limitations in the data content provider's network design. The Telephone Company does not provide customer premises equipment (CPE) in conjunction with the ADSL Access Service offering.

The Company reserves the right to interrupt temporarily ADSL Access Service for wire center maintenance, software updates and in emergency situations.

ADSL Access Service may not be used in conjunction with multi-point Special Access Service configurations as described in 7.1.3(B), preceding.

The ADSL Access Port can only be connected to an ADSL Network Access Link. An ADSL Access Port can not be connected to another ADSL Access Port connection using the Logical Link.

Rates and regulations for ADSL Access Service are in addition to any rates and regulations that apply for the ADSL Access Service customer's local exchange service.

(TR76)

ACCESS SERVICE

8. Digital Subscriber Line Access Service (Cont'd)

(N)

8.1 Asymmetric Digital Subscriber Line (ADSL) Access Service (Cont'd)8.1.3 Undertaking of the Telephone Company

The Telephone Company will provide ADSL Access Service at rates and charges as set forth in 17.4.8 as follows:

- (A) The Telephone Company will determine if the customer's local exchange service line is suitable for use with ADSL Access Service. Service will not be provided on lines that the Telephone Company determines are not suitable for ADSL Access Service or on lines that produce interference with other services provided by the Telephone Company.
- (B) The Telephone Company, after determining if the local exchange service line is suitable for ADSL Access Service, will notify the customer if any additional CPE is necessary to support ADSL Access Service.
- (C) The Telephone Company will provision and maintain ADSL Access Service from the customers SWC to the Point of Termination at the customer's premises.

8.1.4 Obligations of the Customer

In addition to the regulations described in other sections of this tariff, the following provisions apply to ADSL Access Service:

- (A) The Customer must subscribe to local exchange service from the Telephone Company pursuant to the Telephone Company's local exchange service tariffs. The Telephone Company will automatically disconnect ADSL Access Service when the associated local exchange service is disconnected for any reason.
- (B) The customer is responsible for providing the Telephone Company with the necessary information to provision ADSL Access Service (e.g., customer name, telephone number, and premises address; billing name and address when different from the customer name and premises address; customer contact name and telephone number and the contact name and telephone number of the telecommunications service provider with which the customer's ADSL Access Service will interconnect).
- (C) The customer is responsible for providing and maintaining all required customer provided equipment (CPE), which is compatible with ALLTEL's ADSL Access Service.

(N)

(TR71)

ACCESS SERVICE

8. Digital Subscriber Line Access Service (Cont'd)8.1 Asymmetric Digital Subscriber Line (ADSL) Access Service (Cont'd)8.1.5 Rate Regulations

This section contains the regulations governing the rates and charges that apply for ADSL Access Service. The rates for ADSL Access Service will be billed to the subscriber of the local exchange service.

(A) Minimum Period

The minimum period for which ADSL Access Service is provided to a customer and for which charges are applicable is one month.

(B) Temporary Suspension of Service

When an ADSL Access Service customer temporarily suspends its local exchange service, the ADSL Access Service will be temporarily suspended for the time period that the associated local exchange service is suspended.

(C) Rate Categories

There are two types of rates and charges applicable to ADSL Access Service. These are a monthly rate and a nonrecurring charge. The monthly rate applies each month or fraction thereof for each local exchange service line equipped with ADSL Access Service. A nonrecurring charge applies per ADSL service element as specified in Section 17.4.8 following.

8.1.6 Service Options

ADSL Access Service is available to customers in seven service level packages, and is based on the "downstream" and "upstream" speeds chosen by the customer. A customer may select from multiple packages; however, the downstream and upstream speeds may not be substituted within a service level, as the packages are defined by the downstream and upstream speeds. (C)

	<u>Downstream</u>	<u>Upstream</u>	
ADSL Option 1	1536 Kbps	384 Kbps	
#ADSL Option 2	1536 Kbps	512 Kbps	
*ADSL Option 3	1536 Kbps	768 Kbps	(C)
ADSL Option 4	256 Kbps	128 Kbps	
ADSL Option 5	512 Kbps	512 Kbps	
ADSL Option 6	3 Mb	384 Kbps	(N)
ADSL Option 7	3 Mb	768 Kbps	(N)

Data speeds set forth above are peak speeds. Actual speeds may be affected by loop distance and other factors are, therefore, not guaranteed.

As of March 1, 2004 Option 2 will no longer be available to new customers.

* As of February 2, 2005 Option 3 will no longer be available to new customers. (N)

(TR145)

Issued: January 18, 2005

Effective: February 2, 2005

One Allied Drive
Little Rock, Arkansas 72203

ACCESS SERVICE

8. Digital Subscriber Line Access Service (Cont'd)8.1 Asymmetric Digital Subscriber Line (ADSL) Access Service (Cont'd)8.1.7 ADSL Service AvailabilityA. ADSL Access Port Service Availability

<u>Company</u>	<u>Location</u>	
ALLTEL Alabama	Ashville	(N)
ALLTEL Alabama	Leeds	(N)
ALLTEL Alabama	Moody	(N)
ALLTEL Alabama	Odenville	(N)
ALLTEL Alabama	Springville	(N)
ALLTEL Arkansas	DeQueen	(N)
ALLTEL Arkansas	Amity	(N)
ALLTEL Arkansas	Bearden	(N)
ALLTEL Arkansas	Berryville	(N)
ALLTEL Arkansas	Bigelow	(N)
ALLTEL Arkansas	Carthage	(N)
ALLTEL Arkansas	Cove	(N)
ALLTEL Arkansas	Crossett	(N)
ALLTEL Arkansas	Daisy	(N)
ALLTEL Arkansas	Damascus	(N)
ALLTEL Arkansas	Delight	(N)
ALLTEL Arkansas	Dierks	(N)
ALLTEL Arkansas	Elkins	(N)
ALLTEL Arkansas	Enola	(N)
ALLTEL Arkansas	Fordyce	(N)
ALLTEL Arkansas	Gillham	(N)
ALLTEL Arkansas	Glenwood	(N)
ALLTEL Arkansas	Green Forest	(N)
ALLTEL Arkansas	Greenbier	
ALLTEL Arkansas	Harrison	
ALLTEL Arkansas	Hatfield	(N)
ALLTEL Arkansas	Horatio	(N)
ALLTEL Arkansas	Leola	(N)
ALLTEL Arkansas	Leslie	(N)
ALLTEL Arkansas	Lockesburg	(N)
ALLTEL Arkansas	Marshall	(N)
ALLTEL Arkansas	Mt. Ida	(N)
ALLTEL Arkansas	Morganton	(N)
ALLTEL Arkansas	Mulberry	(N)
ALLTEL Arkansas	Murfreesboro	(N)
ALLTEL Arkansas	Norman	(N)
ALLTEL Arkansas	Pangburn	(N)
ALLTEL Arkansas	Perry	(N)
ALLTEL Arkansas	Perryville	(N)
ALLTEL Arkansas	Prattsville	(N)
ALLTEL Arkansas	Quitman, AR	(N)
ALLTEL Arkansas	Rosebud	(N)
ALLTEL Arkansas	Rudd	(N)
ALLTEL Arkansas	Sheridan	(N)
ALLTEL Arkansas	Sparkman	(N)
ALLTEL Arkansas	Vilonia	
ALLTEL Arkansas	West Fork	(N)
ALLTEL Arkansas	Wickes	(N)
ALLTEL Arkansas	Wye	(N)

Material previously found on this page is now found on Page 8-5.1.

(TR146)

ACCESS SERVICE

8. Digital Subscriber Line Access Service (Cont'd)8.1 Asymmetric Digital Subscriber Line (ADSL) Access Service (Cont'd)8.1.7 ADSL Service Availability (Cont'd)A. ADSL Access Port Service Availability (Cont'd)

<u>Company</u>	<u>Location</u>	
ALLTEL Carolina, Inc.	Aberdeen	(N)
ALLTEL Carolina, Inc.	Ansonville	(N)
ALLTEL Carolina, Inc.	Broadway	(M)
ALLTEL Carolina, Inc.	Columbus	(N)
ALLTEL Carolina, Inc.	Denton, NC	(N)
ALLTEL Carolina, Inc.	Granite Quarry	(N)
ALLTEL Carolina, Inc.	Green Creek	(N)
ALLTEL Carolina, Inc.	Hemby Bridge	(M)
ALLTEL Carolina, Inc.	Indian Trail	(M)
ALLTEL Carolina, Inc.	King	(M)
ALLTEL Carolina, Inc.	Lewisville	(M)
ALLTEL Carolina, Inc.	Lilesville	(N)
ALLTEL Carolina, Inc.	Marshville	(M)
ALLTEL Carolina, Inc.	Matthews	(M)
ALLTEL Carolina, Inc.	Mooreville	(M)
ALLTEL Carolina, Inc.	Morven, NC	(N)
ALLTEL Carolina, Inc.	New Salem	(M)
ALLTEL Carolina, Inc.	Norwood	(M)
ALLTEL Carolina, Inc.	Old Town	(M)
ALLTEL Carolina, Inc.	Olivia	(M)
ALLTEL Carolina, Inc.	Peach Polk	(N)
ALLTEL Carolina, Inc.	Pine Bluff	(N)
ALLTEL Carolina, Inc.	Rural Hall	(M)
ALLTEL Carolina, Inc.	Sanford	(M)
ALLTEL Carolina, Inc.	Stanleyville	(N)
ALLTEL Carolina, Inc.	Tryon	(N)
ALLTEL Carolina, Inc.	Wadesboro	(M)
ALLTEL Carolina, Inc.	Wagram	(N)
ALLTEL Carolina, Inc.	Waxhaw	(M)
ALLTEL Carolina, Inc.	Wingate	(M)
ALLTEL Florida	Alachua	(M)
ALLTEL Florida	Branford	(M)
ALLTEL Florida	Brooker	(N)
ALLTEL Florida	Callahan	(N)
ALLTEL Florida	Citra	(N)
ALLTEL Florida	Crescent City	(N)
ALLTEL Florida	Dowling Park	(N)
ALLTEL Florida	Florahome	(N)
ALLTEL Florida	Fort White	(N)
ALLTEL Florida	High Springs	(M)
ALLTEL Florida	Hilliard	(N)
ALLTEL Florida	Iinterlachen	(N)
ALLTEL Florida	Jasper, FL	(M)
ALLTEL Florida	Jennings	(N)
ALLTEL Florida	Lake Butler	(M)
ALLTEL Florida	Live Oak	(M)
ALLTEL Florida	Mayo	(N)
ALLTEL Florida	McIntosh	(N)
ALLTEL Florida	Melrose	(N)
ALLTEL Florida	Orange Springs	(N)

(M) Material previously located on Page 8-5.

(TR146)

ACCESS SERVICE

8. Digital Subscriber Line Access Service (Cont'd)8.1 Asymmetric Digital Subscriber Line (ADSL) Access Service (Cont'd)8.1.7 ADSL Service Availability (Cont'd)A. ADSL Access Port Service Availability (Cont'd)

<u>Company</u>	<u>Location</u>	
ALLTEL Florida	Raiford	(N)
ALLTEL Florida	Waldo	(N)
ALLTEL Florida	Wellborn	(N)
ALLTEL Florida	White Springs	(N)
ALLTEL Georgia Communication Corp.	Adel	(M)
ALLTEL Georgia Communication Corp.	Broxton	
ALLTEL Georgia Communication Corp.	Canton	
ALLTEL Georgia Communication Corp.	Canton Holly Springs	
ALLTEL Georgia Communication Corp.	Cohutta	
ALLTEL Georgia Communication Corp.	Dalton	
ALLTEL Georgia Communication Corp.	Douglas	
ALLTEL Georgia Communication Corp.	Eastanollee	
ALLTEL Georgia Communication Corp.	Fitzgerald	
ALLTEL Georgia Communication Corp.	Hahira	
ALLTEL Georgia Communication Corp.	Jasper	
ALLTEL Georgia Communication Corp.	Lavonia	
ALLTEL Georgia Communication Corp.	Lyerly	
ALLTEL Georgia Communication Corp.	Menlo	
ALLTEL Georgia Communication Corp.	Milledgeville	
ALLTEL Georgia Communication Corp.	Monroe	
ALLTEL Georgia Communication Corp.	Moultrie	
ALLTEL Georgia Communication Corp.	Nashville	
ALLTEL Georgia Communication Corp.	Oscilla	
ALLTEL Georgia Communication Corp.	Perry	
ALLTEL Georgia Communication Corp.	Summerville	
ALLTEL Georgia Communication Corp.	Toccoa	
ALLTEL Georgia Communication Corp.	Trion	
ALLTEL Georgia Communication Corp.	Tunnel Hill	
ALLTEL Georgia Communication Corp.	Winder	
ALLTEL Georgia, Inc.	Braselton	
ALLTEL Georgia, Inc.	Byron	
ALLTEL Georgia, Inc.	Cairo	
ALLTEL Georgia, Inc.	Centerville	
ALLTEL Georgia, Inc.	Commerce	
ALLTEL Georgia, Inc.	Jefferson	
ALLTEL Georgia, Inc.	Pendergrass	
ALLTEL Georgia, Inc.	Winterville	
Georgia ALLTEL Telecom	Clayton	
Georgia ALLTEL Telecom	Dillard	
Georgia ALLTEL Telecom	Gray	
Georgia ALLTEL Telecom	La Fayette	
Georgia ALLTEL Telecom	Rincon	
Georgia ALLTEL Telecom	Springfield	
Georgia ALLTEL Telecom	Thomaston	
ALLTEL Kentucky, Inc.	Mt. Washington	
ALLTEL Kentucky, Inc.	Shepherdsville	
ALLTEL Kentucky, Inc.	Zoneton	
ALLTEL Missouri, Inc.	Bolivar	(M)
ALLTEL Missouri, Inc.	Fair Play	(N)
ALLTEL Missouri, Inc.	Half Way	(N)

(M) Material previously located on Page 8-5 or Page 8-5.1.

(TR146)

ACCESS SERVICE

8. Digital Subscriber Line Access Service (Cont'd)8.1 Asymmetric Digital Subscriber Line (ADSL) Access Service (Cont'd)8.1.7 ADSL Service Availability (Cont'd)A. ADSL Access Port Service Availability (Cont'd)

<u>Company</u>	<u>Location</u>	
ALLTEL Missouri, Inc.	Morrisville	(N)
ALLTEL Missouri, Inc.	Pleasant Hope	(N)
ALLTEL Missouri, Inc.	Stockton	(N)
ALLTEL Mississippi, Inc.	Florence	(N)
ALLTEL New York, Inc.	Bemus Point	(M)
ALLTEL New York, Inc.	Cazenovia	(M)
ALLTEL New York, Inc.	Central Square	(M)
ALLTEL New York, Inc.	Chautauqua	(N)
ALLTEL New York, Inc.	Clymer	(M)
ALLTEL New York, Inc.	Ellington	(N)
ALLTEL New York, Inc.	Frewsburg	(M)
ALLTEL New York, Inc.	Fulton	
ALLTEL New York, Inc.	Gerry	
ALLTEL New York, Inc.	Jamestown	
ALLTEL New York, Inc.	Kennedy	
ALLTEL New York, Inc.	Lakewood	
ALLTEL New York, Inc.	Manlius	(M)
ALLTEL New York, Inc.	Marcellus	(N)
ALLTEL New York, Inc.	Panama	(M)
ALLTEL New York, Inc.	Phoenix	(N)
ALLTEL New York, Inc.	Randolph	(M)
ALLTEL New York, Inc.	Sinclairville	(M)
ALLTEL New York, Inc.	Steamburg	(M)
ALLTEL New York, Inc.	Stedman	(M)
ALLTEL Pennsylvania, Inc.	Albion	(N)
ALLTEL Pennsylvania, Inc.	Apollo	(M)
ALLTEL Pennsylvania, Inc.	Bobtown	(N)
ALLTEL Pennsylvania, Inc.	Brave	(N)
ALLTEL Pennsylvania, Inc.	Brockway	(N)
ALLTEL Pennsylvania, Inc.	Brookville	(N)
ALLTEL Pennsylvania, Inc.	Callensburg	(N)
ALLTEL Pennsylvania, Inc.	Carmichaels	(M)
ALLTEL Pennsylvania, Inc.	Cochranston	(M)
ALLTEL Pennsylvania, Inc.	Conneaut Lake	(M)
ALLTEL Pennsylvania, Inc.	Conneautville	(M)
ALLTEL Pennsylvania, Inc.	Corsica	(N)
ALLTEL Pennsylvania, Inc.	Dayton	(N)
ALLTEL Pennsylvania, Inc.	Delmont	(M)
ALLTEL Pennsylvania, Inc.	East Brady	(M)
ALLTEL Pennsylvania, Inc.	Elderton	(N)
ALLTEL Pennsylvania, Inc.	Emporium	(N)
ALLTEL Pennsylvania, Inc.	Export	(M)
ALLTEL Pennsylvania, Inc.	Ford City	(M)
ALLTEL Pennsylvania, Inc.	Fredonia	(N)
ALLTEL Pennsylvania, Inc.	Fredricktown	(N)
ALLTEL Pennsylvania, Inc.	Grayville	(N)
ALLTEL Pennsylvania, Inc.	Greensboro	(N)
ALLTEL Pennsylvania, Inc.	Guys Mills	(M)
ALLTEL Pennsylvania, Inc.	Harrison City	(M)
ALLTEL Pennsylvania, Inc.	Hazen	(N)

(M) Material previously located on Page 8-5.1 or Page 8-5.1.1.

(TR146)

ACCESS SERVICE

8. Digital Subscriber Line Access Service (Cont'd)8.1 Asymmetric Digital Subscriber Line (ADSL) Access Service (Cont'd)8.1.7 ADSL Service Availability (Cont'd)A. ADSL Access Port Service Availability (Cont'd)

<u>Company</u>	<u>Location</u>	
ALLTEL Pennsylvania, Inc.	Hughsville	(N)
ALLTEL Pennsylvania, Inc.	Jamestown	(M)
ALLTEL Pennsylvania, Inc.	Jefferson	(N)
ALLTEL Pennsylvania, Inc.	Johnsonburg	(M)
ALLTEL Pennsylvania, Inc.	Kersey	(N)
ALLTEL Pennsylvania, Inc.	Kittaning	(M)
ALLTEL Pennsylvania, Inc.	Knox	(N)
ALLTEL Pennsylvania, Inc.	Leechburg	(M)
ALLTEL Pennsylvania, Inc.	Linesville	(M)
ALLTEL Pennsylvania, Inc.	Meadville	(M)
ALLTEL Pennsylvania, Inc.	Montgomery	(M)
ALLTEL Pennsylvania, Inc.	Mt. Morris	(N)
ALLTEL Pennsylvania, Inc.	Muncy	(M)
ALLTEL Pennsylvania, Inc.	New Alexandria	(N)
ALLTEL Pennsylvania, Inc.	New Bethlehem	(N)
ALLTEL Pennsylvania, Inc.	Penfield	(N)
ALLTEL Pennsylvania, Inc.	Richeyville	(N)
ALLTEL Pennsylvania, Inc.	Ridgway	(M)
ALLTEL Pennsylvania, Inc.	Rimersburg	(N)
ALLTEL Pennsylvania, Inc.	Rockland	(N)
ALLTEL Pennsylvania, Inc.	Rogerville	(N)
ALLTEL Pennsylvania, Inc.	Rural Valley	(M)
ALLTEL Pennsylvania, Inc.	Saegertown	(M)
ALLTEL Pennsylvania, Inc.	Sandy Lake	(N)
ALLTEL Pennsylvania, Inc.	Sheakleyville	(N)
ALLTEL Pennsylvania, Inc.	Shippenville	(N)
ALLTEL Pennsylvania, Inc.	Sigel	(N)
ALLTEL Pennsylvania, Inc.	Sligo	(N)
ALLTEL Pennsylvania, Inc.	Spragg	(N)
ALLTEL Pennsylvania, Inc.	St. Mary's	(M)
ALLTEL Pennsylvania, Inc.	Strattanville	(N)
ALLTEL Pennsylvania, Inc.	Summerville	(N)
ALLTEL Pennsylvania, Inc.	Templeton	(M)
ALLTEL Pennsylvania, Inc.	Townville	(M)
ALLTEL Pennsylvania, Inc.	Turbotsville	(N)
ALLTEL Pennsylvania, Inc.	Watsonstown	(M)
ALLTEL Pennsylvania, Inc.	Waynesburg	(M)
ALLTEL Pennsylvania, Inc.	Weedville	(N)
ALLTEL Pennsylvania, Inc.	Westford	(M)
ALLTEL Pennsylvania, Inc.	West Springfield	(N)
ALLTEL Pennsylvania, Inc.	Wilcox	(N)
ALLTEL Pennsylvania, Inc.	Worthington	(M)
ALLTEL South Carolina	Campobello	(N)
ALLTEL South Carolina	Inman	(N)
ALLTEL South Carolina	Landrum	(N)
ALLTEL South Carolina	Lexington	(M)
ALLTEL South Carolina	St. Matthews	(N)
Oklahoma ALLTEL, Inc.	Baron	(N)
Oklahoma ALLTEL, Inc.	Cameron	(N)
Oklahoma ALLTEL, Inc.	Heavener	(N)

(M) Material previously located on Page 8-5.1.1.

(TR146)

ACCESS SERVICE

8. Digital Subscriber Line Access Service (Cont'd)8.1 Asymmetric Digital Subscriber Line (ADSL) Access Service (Cont'd)8.1.7 ADSL Service Availability (Cont'd)A. ADSL Access Port Service Availability (Cont'd)

<u>Company</u>	<u>Location</u>	
Oklahoma ALLTEL, Inc.	Monroe-Howe	(N)
Oklahoma ALLTEL, Inc.	Poteau	(N)
Oklahoma ALLTEL, Inc.	Stilwell	(N)
Oklahoma ALLTEL, Inc.	Wister	(N)
Texas ALLTEL, Inc	Acton	(M)
Texas ALLTEL, Inc	Anauhauc	(N)
Texas ALLTEL, Inc	Blum	(N)
Texas ALLTEL, Inc	Covington	(N)
Texas ALLTEL, Inc	Cresson	(N)
Texas ALLTEL, Inc	Godley	(N)
Texas ALLTEL, Inc	Grandview	(N)
Texas ALLTEL, Inc	Hamshire	(N)
Texas ALLTEL, Inc	Hankamer	(N)
Texas ALLTEL, Inc	Kopperl	(N)
Texas ALLTEL, Inc	Lakeside Village	(N)
Texas ALLTEL, Inc	Rio Vista	(N)
Texas ALLTEL, Inc	Tolar	(N)
Texas ALLTEL, Inc	Wallisville	(N)
Texas ALLTEL, Inc	Winnie	(N)
Sugar Land Telephone Company	Ben Hur	(M)
Sugar Land Telephone Company	Coolidge	
Sugar Land Telephone Company	First Colony	
Sugar Land Telephone Company	Garrison	
Sugar Land Telephone Company	Prairie Hill	
Sugar Land Telephone Company	Sandy	
Sugar Land Telephone Company	Sugar Land	
Sugar Land Telephone Company	Sweeny	
Sugar Land Telephone Company	Tehuacana	
Sugar Land Telephone Company	Waterwood	
Western Reserve Telephone Company	Ashtabula	
Western Reserve Telephone Company	Aurora	
Western Reserve Telephone Company	Austinburg	
Western Reserve Telephone Company	Bainbridge Geauga Co	
Western Reserve Telephone Company	Chardon	
Western Reserve Telephone Company	Dorset	
Western Reserve Telephone Company	East Claridon	
Western Reserve Telephone Company	Geneva	
Western Reserve Telephone Company	Hinckley	
Western Reserve Telephone Company	Hiram	
Western Reserve Telephone Company	Hudson	
Western Reserve Telephone Company	Huntsburg	
Western Reserve Telephone Company	Kingsville	
Western Reserve Telephone Company	Madison	
Western Reserve Telephone Company	Mesopotinia	
Western Reserve Telephone Company	Middlefield	
Western Reserve Telephone Company	Montville	(M)
Western Reserve Telephone Company	Morristown	(N)
Western Reserve Telephone Company	Newbury	(M)
Western Reserve Telephone Company	Northfield	(M)
Western Reserve Telephone Company	Old Washington	(N)

(M) Material previously located on Page 8-5.1.2.

(TR146)

ACCESS SERVICE

8. Digital Subscriber Line Access Service (Cont'd)8.1 Asymmetric Digital Subscriber Line (ADSL) Access Service (Cont'd)8.1.7 ADSL Service Availability (Cont'd)A. ADSL Access Port Service Availability (Cont'd)

<u>Company</u>	<u>Location</u>	
Western Reserve Telephone Company	Parkmon	(M)
Western Reserve Telephone Company	Peninsula	(M)
Western Reserve Telephone Company	Perry	(M)
Western Reserve Telephone Company	Pierpont	(M)
Western Reserve Telephone Company	Powhattan Point	(N)
Western Reserve Telephone Company	Quacker City	(N)
Western Reserve Telephone Company	Richfield	(M)
Western Reserve Telephone Company	Rock Creek	
Western Reserve Telephone Company	Russell	
Western Reserve Telephone Company	Thompson	
Western Reserve Telephone Company	Trumbull	
Western Reserve Telephone Company	Twinsburg	(M)

(M) Material previously located on Page 8-5.1.2.

(TR146)

ACCESS SERVICE

8. Digital Subscriber Line Access Service (Cont'd)8.1 Asymmetric Digital Subscriber Line (ADSL) Access Service (Cont'd)8.1.7 ADSL Service Availability (Cont'd)B. ADSL Network Access Link Service Availability

<u>Company</u>	<u>Location</u>	
ALLTEL Arkansas	Glenwood	(N)
ALLTEL Arkansas	Little Rock	(N)
ALLTEL Arkansas	Harrison	
ALLTEL Florida	Live Oak	
ALLTEL Georgia, Inc.	Cleveland	(N)
ALLTEL Georgia, Inc.	Commerce	
ALLTEL Georgia Communication Corp.	Dalton	
ALLTEL Georgia Communication Corp.	Fitzgerald	
ALLTEL Georgia Communication Corp.	Millidgeville	
ALLTEL Georgia Communication Corp.	Winder	
Georgia ALLTEL Telecom, Inc.	Thomaston	
ALLTEL Kentucky, Inc.	Zoneton	
Western Reserve Telephone Company	Astabula	
Western Reserve Telephone Company	Aurora	
Western Reserve Telephone Company	Chardon	
Western Reserve Telephone Company	Hudson	
ALLTEL Mississippi, Inc.	Florence	(N)
ALLTEL New York, Inc.	Jamestown	
ALLTEL New York, Inc.	Fulton	
ALLTEL New York, Inc.	Manlius	
Sugar Land Telephone Company	Sugar Land	
Texas ALLTEL, Inc.	Acton	(N)
ALLTEL Carolina, Inc.	Matthews	
ALLTEL Carolina, Inc.	Mooresville	
ALLTEL Carolina, Inc.	Sanford	(D)
ALLTEL Pennsylvania, Inc.	Export	
ALLTEL Pennsylvania, Inc.	Kittanning	
ALLTEL Pennsylvania, Inc.	Meadville	
ALLTEL Pennsylvania, Inc.	Muncy	
ALLTEL Pennsylvania, Inc.	St. Mary's	
ALLTEL Pennsylvania, Inc.	Waynesburg	
ALLTEL South Carolina, Inc.	Lexington	
ALLTEL Missouri	Bolivar	

(TR146)

ACCESS SERVICE

8. Digital Subscriber Line Access Service (Cont'd)

8.1 Asymmetric Digital Subscriber Line (ADSL) Access Service (Cont'd)

8.1.8 Service Discount Plans

(A) General

Service Discount Plans apply to the ADSL service rate elements listed below:

- ADSL Access Port Option 1 (N)
- ADSL Network Access Link (ADSL NAL) Recurring Charge
- ADSL Access Port Nonrecurring Charge

(B) Description

The nonrecurring charge for the ADSL Access Port will be waived for any customer subscribing to a contract of twelve (12) months or more. However, if the contract is terminated prior to the contract expiration date the full nonrecurring charge will be applied.

For an ADSL NAL subscribed to a Service Discount Plan, the current monthly recurring tariff rate will be reduced by a fixed percentage (discount). The amount of the discount differs with the commitment length of the Service Discount Plan. (T)

The minimum period for circuits under the Service Discount Plan is 12 months.

The discount and the length of the Service Discount Plans are detailed in 17.4.7 following. (C)

The discount can be changed by the company at any time. (C)
However, the discount in effect at the time the customer subscribes to the Service Discount Plan will remain in effect until the expiration of that plan. (C)

(TR139)

ACCESS SERVICE

8. Digital Subscriber Line Access Service (Cont'd)

8.1 Asymmetric Digital Subscriber Line (ADSL) Access Service (Cont'd)

8.1.8 Service Discount Plans (Cont'd)

(B) Description (Cont'd)

At the end of the initial Service Discount Plan the customer may subscribe to a new Service Discount Plan. When the customer subscribes to a new Service Discount Plan the discount percent in effect at the time of renewal will be applied throughout the new Service Discount Plan period. If the customer does not choose a new Service Discount Plan the rate will automatically convert to month-to-month without being reduced by the discount percent. (C)

If the customer adds an additional ADSL NAL and subscribes to a Service Discount Plan for this ADSL NAL, the customer may terminate the original Service Discount Plan without incurring termination liability described in section 8.1.8(D) following, provided the original ADSL NAL is subscribed to a new Service Discount Plan that is equal to or greater than the length of the original Service Discount Plan. In addition to resubscribing, both Service Discount Plans must begin at the same time. (C)

(C) Upgrading Plans

A customer may upgrade from a 12 to a 36 month Service Discount Plan for ADSL NAL without incurring termination liability charges discussed in (D) following. When a customer upgrades a Service Discount Plan, a new minimum period and term commitment obligation will be established as of the conversion date.

(D) Termination Liability

Termination Liability charges for ADSL are applicable when any one of the following conditions are met: (C)

- The customer disconnects the service or circuit prior to the expiration of the Service Discount Plan period.
- The customer requests that a circuit be moved to another location.

(TR139)

ACCESS SERVICE

8. Digital Subscriber Line Access Service (Cont'd)8.1 Asymmetric Digital Subscriber Line (ADSL) Access Service (Cont'd)8.1.8 Service Discount Plans (Cont'd)(D) Termination Liability (Cont'd)

There are two (2) types of Termination Liability calculations. The first is when the minimum period is not fulfilled and the second is when the minimum period is fulfilled but the Service Discount Plan commitment period was not met.

When the minimum period is not fulfilled, the Termination Liability calculation is as follows:

$$\begin{aligned} & (\# \text{ of months in minimum period} \times \text{current monthly rate}) \\ & - (\# \text{ of months service was in place} \times (\text{current monthly rate} \times (1 - \text{discount percent}))) \end{aligned}$$

As an example, a customer subscribed to a 36 month Service Discount Plan which had a 10 percent discount. The current monthly rate is \$100. The customer disconnected service after the 5th month. The Termination Liability charges would be:

$$\begin{aligned} & (12 \text{ months} \times \$100) - (5 \text{ months} \times (\$100 \times (1-10\%))) \\ & = \$750 \text{ Termination Liability Charges} \end{aligned}$$

When the minimum period is fulfilled but the Service Discount Plan has not expired, the Termination Liability calculation is as follows:

$$(\# \text{ of months service was in place} \times \text{current monthly rate} \times \text{discount percent})$$

As an example, a customer subscribed to a 36 month Service Discount Plan which had a 10 percent discount. The current monthly rate is \$100. The customer disconnected service after the 15th month. The Termination Liability charges would be:

$$(15 \text{ months} \times \$100 \times 10\%) = \$150 \text{ Termination Liability Charges}$$

Certain material formerly appearing on this page now appears on Original Page 8-9

ACCESS SERVICE

8. Digital Subscriber Line Access Service (Cont'd)

8.1 Asymmetric Digital Subscriber Line (ADSL) Access Service (Cont'd)

8.1.9 Promotional Offerings

(A) For a limited time only, Telephone Company subscribers to local service may order new ADSL Option Four service at \$12.00 a month for the first 12 months of service. To receive this promotional offering, a customer must place an order for new ADSL service between January 1, 2005, and June 30, 2005. This promotional offering is available to residential and business customers. If the order completion is delayed due to Telephone Company reasons, the promotional offering will be extended to those affected customers. This offering is not available with any other promotions.

(B) For a limited time only, Telephone Company subscribers to local service may order new ADSL Option Six service at \$19.95 a month for the first 12 months of service. To receive this promotional offering, a customer must place an order for new ADSL service between February 2, 2005, and June 30, 2005. This promotional offering is available to residential and business customers. If the order completion is delayed due to Telephone Company reasons, the promotional offering will be extended to those affected customers. This offering is not available with any other promotions.

(N)

(N)

(TR145)

Issued: January 18, 2005

Effective: February 2, 2005

One Allied Drive
Little Rock, Arkansas 72203

ACCESS SERVICE

8. Digital Subscriber Line Access Service (Cont'd)

8.1 Asymmetric Digital Subscriber Line (ADSL) Access Service (Cont'd)

8.1.9 Promotional Offerings (Cont'd)

(C) For a limited time only, Telephone Company subscribers to local service may order new ADSL Tier One service at \$14.95 a month for the first 12 months of service. To receive this promotional offering, a customer must place an order for new ADSL service between January 1, 2005, and June 30, 2005. This promotional offering is available to residential and business customers. If the order completion is delayed due to Telephone Company reasons, the promotional offering will be extended to those affected customers. This offering is not available with any other promotions.

(T)
(T)

(D) For a limited time only, Telephone Company subscribers to local service may order new ADSL Tier Four service at \$11.00 a month for the first 3 months of service. To receive this promotional offering, a customer must place an order for new ADSL service between January 1, 2004, and December 31, 2004. This promotional offering is available to residential and business customers. If the order completion is delayed due to Telephone Company reasons, the promotional offering will be extended to those affected customers. This offering is not available with any other promotions.

(D)

(D)

(TR143)

ACCESS SERVICE

9.

RESERVED FOR FUTURE USE

ACCESS SERVICE

10. Special Federal Government Access Services10.1 General

This section covers Special Access Services that are provided to a customer for use only by agencies or branches of the Federal Government and other users authorized by the Federal Government. Services provided to state emergency operations centers are included. These services provide for command and control communications, including communications for national security, emergency preparedness and presidential requirements. They are required to assure continuity of Government in emergency and crisis situations and to provide for national security.

Services for command and control communications and for national security and emergency preparedness sometimes require short notice and short duration service provisions. These provisions are especially needed to meet presidential requirements or in response to natural, man-made, or declared emergencies. Requirements of this type cannot be forecasted and are usually needed for a relatively short period. The provision of service under these conditions may require the availability of facilities, such as portable microwave equipment, which are provided on a temporary basis by the Telephone Company or customer.

ACCESS SERVICE

10. Special Federal Government Access Services (Cont'd)10.2 Emergency Conditions

These services will be provided on the date requested or as soon as possible thereafter when the emergency falls into one of the following categories:

- State of crisis declared by the National Command Authorities (includes commitments made to the National Communications System in the "National Plan for Emergencies and Major Disasters").
- Efforts to protect endangered U.S. personnel or property both in the U.S. and abroad. (Includes space vehicle recovery and protection efforts.)
- Communications requirements resulting from hostile action, a major disaster or a major civil disturbance.
- The director (Cabinet level) of a Federal department, Commander of a Unified/Specified Command, or head of a military department has certified that a communications requirement is so critical to the protection of life and property or to the National Defense that it must be processed immediately.
- Political unrest in foreign countries which affect the national interest.
- Presidential service.

10.3 Facility Availability

In order to insure communications during periods of emergency, the Telephone Company will, within the limits of good management, make available the necessary facilities to restore service in the event of damage or to provide temporary emergency service.

In order to meet the requirements of agencies or branches of the Federal Government, the Telephone Company may utilize government-owned facilities, when necessary to provide service.

10.4 Federal Government Regulations

In accordance with Federal Government Regulations, all service provided to the Federal Government will be billed in arrears. However, this provision does not apply to other customers that obtain services under the provisions of this tariff to provide their services to the Federal Government.

ACCESS SERVICE

10. Special Federal Government Access Services (Cont'd)10.5 Service Offerings to the Federal Government

The following unique services are provided to a customer for use only by agencies or branches of the Federal Government, other authorized users and state emergency operations centers. The rates and charges for these services shall be developed on an individual case basis and shall be consistent with the rates and charges for services offered in other sections of this tariff.

10.5.1 Type and Description(A) Voice Grade Special Access Services(1) Voice Grade Secure Communications Type I

Approximate bandwidth of 10-50,000 Hertz.
Furnished for two-point secure communications on two-wire or four-wire metallic facilities between a customer designated premises and an end user's premises. Services are conditioned as follows:

T-3 Conditioning - The absolute loss (referenced to 1 milliwatt) with respect to frequency shall not exceed:

15 dB at 10 Hz
13 dB at 100 Hz
9 dB at 1,000 Hz
20 dB at 10,000 Hz
30 dB at 50,000 Hz

Additional conditioning (available in one or two directions on four-wire facilities only) to provide the following characteristics:

The absolute loss (referenced to one milliwatt) with respect to frequency shall not exceed:

0 dB at 1,000 Hz
+ 1 dB between 1,000 Hz and 40,000 Hz
+ 2 dB between 10 Hz and 50,000 Hz
(+ means more loss)

ACCESS SERVICE

10. Special Federal Government Access Services (Cont'd)10.5 Service Offerings to the Federal Government (Cont'd)10.5.1 Type and Description (Cont'd)(A) Voice Grade Special Access Services (Cont'd)(1) Voice Grade Secure Communications Type I
(Cont'd)

The net loss of the conditioned service (with or without additional conditioning) shall not vary by more than four dB at 1,000 Hz from the levels specified preceding. Voice frequency signaling or supervisory tones can be transmitted.

(2) Voice Grade Secure Communications Type II

Approximate bandwidth 10-50,000 Hz. Furnished on four-wire metallic facilities for duplex operation for two-point secure communications between a customer designated premises and an end user's premises. Services are conditioned as follows:

G-1 Conditioning - The absolute loss with respect to frequency and the net loss variation shall be the same as Voice Grade Secure Communications Type I services without additional conditioning. Voice frequency signaling or supervisory tones can be transmitted.

ACCESS SERVICE

10. Special Federal Government Access Services (Cont'd)10.5 Service Offerings to the Federal Government (Cont'd)10.5.1 Type and Description (Cont'd)(A) Voice Grade Special Access Services (Cont'd)(3) Voice Grade Secure Communications Type III

Approximate bandwidth 10-50,000 Hz.
Furnished on four-wire metallic facilities for duplex operation for two-point secure communications between a customer designated premises and an end user's premises. Services are conditioned as follows:

G-2 Conditioning - The absolute loss with respect to frequency and the net loss variation from the customer designated premises to the end user's premises shall be the same as Voice Grade Secure Communications Type I services without additional conditioning; from the end user's premises to the customer designated premises shall be the same as Voice Grade Secure Communications Type I services with additional conditioning.

Voice frequency signaling or supervisory tones can be transmitted.

(4) Voice Grade Secure Communications Type IV

Approximate bandwidth 10-50,000 Hz.
Furnished on four-wire metallic facilities for duplex operation for two-point secure communication between two customer designated premises. Services are conditioned as follows:

G-3 Conditioning - The absolute loss with respect to frequency and the net loss variation shall be the same in both directions of transmission as Voice Grade Secure Communications Type I services with additional conditioning. Voice frequency signaling or supervisory tones can be transmitted.

ACCESS SERVICE

10. Special Federal Government Access Services (Cont'd)10.5 Service Offerings to the Federal Government (Cont'd)10.5.1 Type and Description (Cont'd)(B) Wideband Digital Special Access Service

Service arrangements for secured communications to accommodate the transmission of binary digital baseband signals in a random polar format.

(1) Wideband Secure Communications Type I

For transmission at the rate of 18,750 bits per second.

(2) Wideband Secure Communications Type II

For transmission at the rate of 50,000 bits per second.

(3) Wideband Secure Communications Type III

To accommodate the transmission of restored polar two-level facsimile signals with a minimum signal element width of twenty micro-seconds at a rate of 50,000 bits per second.

To accommodate the transmission of binary digital baseband signals in a random polar format at the rate of 50,000 bits per second.

10.5.2 Mileage Application

Mileage, when used for rate application between the serving wire centers of two customer designated premises, shall be determined by the V and H Coordinates Method as set forth in NATIONAL EXCHANGE CARRIER ASSOCIATION, INC. TARIFF F.C.C. NO. 4 and administered as set forth in 7.2.5 preceding.

ACCESS SERVICE

10. Special Federal Government Access Services (Cont'd)10.6 Rates and Charges10.6.1 General

The rates and charges for special offerings to the federal government, such as those set forth in 10.5 preceding, are developed on an individual case basis and are set forth in 17.4.5 following.

10.6.2 Voice Grade Special Access

The provision of T-3 and G conditioned services contemplates station and tandem switching operations, using customer provided equipment, as well as Special Access Service. Separate narrowband or voice grade services, where required by the customer provided equipment or switching operation, are furnished in accordance with the applicable sections of this tariff.

10.6.3 Move Charges

- (A) When a service without a termination charge associated with it, as set forth in 17.4.5 following, is moved to a different building, the nonrecurring charge applies; when a moved to a new location in the same building, a charge of one-half the nonrecurring charge applies.
- (B) When service with a termination charge associated with it, as set forth in 17.4.5 following, is moved and is reinstalled at a new location, the customer may elect:
- to pay the unexpired portion of the termination charge for the service, if any, with the application of a nonrecurring charge and the establishment of a new termination charge for such service at the new location, or
 - to continue service subject to the unexpired portion of the termination charge, if any, and pay the estimated costs of moving such service, provided that the customer requests these charges be quoted prior to ordering the service move. Charges for moving such service will be based on estimated costs attributable to the move.

ACCESS SERVICE

10. Special Federal Government Access Services (Cont'd)

10.6 Rates and Charges (Cont'd)

10.6.3 Move Charges (Cont'd)

(B) (Cont'd)

Move charges include the estimated costs of removal, restoration of services or facilities necessitated by the move, transportation, storage, reinstallation, engineering, labor, supervision, materials, administration, and any other specific items of cost directly attributable to the move.

ACCESS SERVICE

11. Special Facilities Routing of Access Services11.1 Description

The services provided under this tariff are provided over such routes and facilities as the Telephone Company may elect. Special Facilities Routing is involved when, in order to comply with requirements specified by the customer, the Telephone Company provides Switched Access Service, Special Access Service or Special Federal Government Access Service in a manner which includes one or more of the conditions provided in 11.1.1 through 11.1.4 following.

Avoidance and Diversity are available on Switched Access Service as set forth in Section 6. preceding; Metallic, Telegraph Grade and Voice Grade Special Access Services as set forth respectively in 7.4, 7.5 and 7.6 preceding and Special Federal Government Access Services as set forth in 10.5 preceding.

Cable-Only Facilities are available for Switched Access Service as set forth in Section 6. preceding; Voice Grade Special Access Services as set forth in 7.6 preceding and Special Federal Government Access Services as set forth in 10.5 preceding.

In order to avoid the compromise of special routing information, the Telephone Company will provide the required routing information for each specially routed service to only the ordering customer. If requested by the customer, this information will be provided when service is installed and prior to any subsequent changes in routing.

The rates and charges for Special Facilities Routing of Access Services are developed on an individual case basis. Such rates and charges for Special Facilities Routing of Access Services are as set forth in 17.4.6 following and are in addition to all other rates and charges that may be applicable for services provided under other sections of this tariff.

ACCESS SERVICE

11. Special Facilities Routing of Access Services (Cont'd)11.1 Description (Cont'd)11.1.1 Diversity

Two or more circuits must be provided over not more than two different physical routes.

11.1.2 Avoidance

A circuit(s) must be provided on a route which avoids specified geographical locations.

11.1.3 Diversity and Avoidance Combined

A service must be provided in accordance with 11.1.1 and 11.1.2 preceding, combined.

11.1.4 Cable-Only Facilities

Certain Voice Grade services are provided on Cable-Only Facilities to meet the particular needs of a customer.

Service is provided subject to the availability of Cable-Only facilities. In the event of service failure, restoration will be made through the use of any available facilities as selected by the Telephone Company.

12. Specialized Service Or Arrangements

Specialized Service or Arrangements may be provided by the Telephone Company, at the request of a customer, on an individual case basis if such service or arrangements meet the following criteria:

- Rates and charges and additional regulations if applicable, for Specialized Service or Arrangements are provided on an individual case basis and are as set forth in 17.4.7 following.

Termination Liability charges are applicable when any one of the following conditions are met:

- When the total contract period has been completed, the customer will revert to month-to-month rates, unless the customer requests a new discount plan period.

There are two (2) types of Termination Liability calculations. The first is when the minimum period of twelve months is not fulfilled and the second is when the minimum period of twelve months is fulfilled but the total contract period was not met.

Information previously on this page is now on Original Page 12-3 (TR47)
 Issued: October 2, 1996 Effective: November 6, 1996

ACCESS SERVICE

12. Specialized Service Or Arrangements (Cont'd)12.2 Terms and Conditions (Cont'd)12.2.1 ALLTEL Carolina, Inc. (Cont'd)

The minimum period for this special service arrangement is 84 months and subject to termination liability charges. The termination charge will be based on the total number of months contained in the minimum period, less the number of months completed at the time of discontinuance, multiplied by the monthly charge as described in 17.4.7 following. The number of months completed at the time of termination will be determined based on the number of months that each DS1 circuit used the fiber optic termination equipment.

(M)

12.2.2 Sugar Land Telephone

Provision of interoffice facilities provided by a competitive access provider for non multiplexed DS3 service from the Sugar Land exchange to interexchange carriers (IXC) in Houston. The cost assessed by the competitive access provider to Sugar Land Telephone will be passed through to the customer ordering the service. This specialized arrangement will enable DS3 service to be provided by Sugar Land Telephone to customers served by the Sugar Land exchange.

(M)

(N)

Section 17.4.7(B) contains the rates and available IXC locations.

(M)

Information previously on this page is now on Original Page 12-2 (TR47)

AA

Issued: October 2, 1996

Effective: November 6, 1996

One Allied Drive
Little Rock, Arkansas 72203

ACCESS SERVICE

13. Additional Engineering, Additional Labor and Miscellaneous Services

13.1 addresses Additional Engineering. 13.2 addresses Additional Labor (which is comprised of Overtime Installation, Overtime Repair, Stand by, Testing and Maintenance with Other Telephone Companies, and Other Labor). 13.3 addresses Miscellaneous Services (which are comprised of Testing Services, Maintenance of Service and Telecommunications Service Restoration Priority). 13.4 addresses Presubscription. 13.5 addresses verification of orders for long distance telemarketing. 13.6 addresses unauthorized PIC changes. 13.7 addresses

International Blocking Service and 13.8 addresses Billing Name and Address Service. (C)(y)(S)

In this section, normally scheduled working hours are an employee's scheduled work period in any given calendar day (e.g., 8:00 a.m. to 5:00 p.m.) for the application of rates based on working hours. Basic time is that time during normally scheduled working hours on scheduled work days. Premium time is that time outside of normally scheduled working days.

A call out of a Telephone Company employee at a time not consecutive with the employee's scheduled work period is subject to a minimum charge of four hours. Work subject to premium time is always subject to a minimum charge of four hours.

A Miscellaneous Service Order charge as described in 5.4.2 preceding may be applicable to services ordered from this section.

(y) Filed pursuant to Policies and Rules Implementing the Telephone Disclosure and Dispute Resolution Act, CC Docket No. 93-22, RM-7990, Report and Order, released August 13, 1993, FCC 93-349.

(s) This material is reissued and became effective October 24, 1993, under Transmittal No. 15.

(TR16)

ACCESS SERVICE

13. Additional Engineering, Additional Labor and Miscellaneous Services (Cont'd)13.1 Additional Engineering

(M)

Additional Engineering, including engineering reviews as set forth in 5.4.3 preceding, will be undertaken only after the Telephone Company has notified the customer that additional engineering charges apply as set forth in 17.4.2 following, and the customer agrees to such charges.

Additional Engineering will be provided by the Telephone Company at the request of the customer only when:

- (A) A customer requests additional technical information after the Telephone Company has already provided the technical information normally included on the Design Layout Report (DLR) as set forth in 6.1.5 and 7.1.6 preceding.
- (B) Additional engineering time is incurred by the Telephone Company to engineer a customer's request for a customized service as set forth in 7.1.2 preceding.
- (C) A customer requested Design Change requires the expenditure of additional engineering time. Such additional engineering time is incurred by the Telephone Company for the engineering review as set forth in 5.4.3(B) preceding. The charge for additional engineering time relating to the engineering review, which is undertaken to determine if a design change is indeed required, will apply whether or not the customer authorizes the Telephone Company to proceed with the Design Change. In this case the Design Change charge, as set forth in 17.4.1(C) following, does not apply unless the customer authorizes the Telephone Company to proceed with the Design Change.

(M)

(y) Filed pursuant to Policies and Rules Implementing the Telephone Disclosure and Dispute Resolution Act, CC Docket No. 93-22, RM-7990, Report and Order, released August 13, 1993, FCC 93-349.

(s) This material is reissued and became effective October 24, 1993, under Transmittal No. 15.

(TR16)

ACCESS SERVICE

13. Additional Engineering, Additional Labor and Miscellaneous Services
(Cont'd)13.2 Additional Labor

Additional Labor is that labor requested by the customer on a given service and agreed to by the Telephone Company as set forth in 13.2.1 through 13.2.5 following. The Telephone Company will notify the customer that additional labor charges as set forth in 17.4.3 following will apply before any additional labor is undertaken. When provisioning or restoring Telecommunications Service Priority services, the Telephone Company will, when possible, notify the customer of the applicability of these Additional Labor charges.

13.2.1 Overtime Installation

Overtime installation is that Telephone Company installation effort outside of normally scheduled working hours.

13.2.2 Overtime Repair

Overtime repair is that Telephone Company effort performed outside of normally scheduled working hours.

13.2.3 Stand by

Stand by includes all time in excess of one-half (1/2) hour during which Telephone Company personnel stand by to make installation acceptance tests or cooperative tests with a customer to verify facility repair on a given service.

13.2.4 Testing and Maintenance with Other Telephone Companies

Additional testing, maintenance or repair of facilities which connect other telephone companies is that which is in addition to the normal effort required to test, maintain or repair facilities provided solely by the Telephone Company.

13.2.5 Other Labor

Other labor is that additional labor not included in 13.2.1 through 13.2.4 preceding and labor incurred to accommodate a specific customer request that involves only labor which is not covered by any other section of this tariff.

ACCESS SERVICE

13. Additional Engineering, Additional Labor and Miscellaneous Services
(Cont'd)13.3 Miscellaneous Services13.3.1 Testing Services

Testing Services offered under this section of the tariff are optional and subject to rates and charges as set forth in 17.4.4(A) following. A call out of a Telephone Company employee at a time not consecutive with the employee's scheduled work period is subject to a minimum charge of four hours. Other testing services, as described in 6.2.4 and 7.1.7 preceding, are provided by the Telephone Company in association with Access Services and are furnished at no additional charge.

Testing services are normally provided by Telephone Company personnel at Telephone Company locations. However, provisions are made in (B)(2) following for a customer to request Telephone Company personnel to perform testing services at the customer designated premises.

The offering of Testing Services under this section of the tariff is made subject to the availability of the necessary qualified personnel and test equipment at the various test locations mentioned in (A) and (B) following.

(A) Switched Access Service

Testing Services for Switched Access are comprised of (a) tests which are performed during the installation of a Switched Access Service, i.e., Acceptance Tests, (b) tests which are performed after customer acceptance of such access services and which are without charge i.e., routine testing and (c) additional tests which are performed during or after customer acceptance of such access services and for which additional charges apply, i.e., Additional Cooperative Acceptance Tests and in-service tests.

ACCESS SERVICE

13. Additional Engineering, Additional Labor and Miscellaneous Services
(Cont'd)13.3 Miscellaneous Services (Cont'd)13.3.1 Testing Services (Cont'd)(A) Switched Access Service (Cont'd)

Routine tests are those tests performed by the Telephone Company on a regular basis, as set forth in 6.2.4 preceding which are required to maintain Switched Access Service. Additional in-service tests may be done on an automatic basis (no Telephone Company or customer technicians involved), on a manual basis [Telephone Company technician(s) involved at Telephone Company office(s) and Telephone Company or customer technician(s) involved at the customer designated premises].

Testing services are ordered to the Dial Tone Office for FGA, to the access tandem or end office for FGB (wherever the FGB service is ordered) and to the end office for FGs C and D.

(1) Additional Cooperative Acceptance Testing

Additional Cooperative Acceptance Testing of Switched Access Service involves the Telephone Company provision of a technician at its office(s) and the customer provision of a technician at its premises, with suitable test equipment to perform the required tests.

Additional Cooperative Acceptance Tests may, for example, consist of the following tests:

- o Impulse Noise
- o Phase Jitter
- o Signal to C-Notched Noise Ratio
- o Intermodulation (Nonlinear)
Distortion
- o Frequency Shift (Offset)
- o Envelope Delay Distortion
- o Dial Pulse Percent Break

ACCESS SERVICE

13. Additional Engineering, Additional Labor and Miscellaneous Services
(Cont'd)13.3 Miscellaneous Services (Cont'd)13.3.1 Testing Services (Cont'd)(A) Switched Access Service (Cont'd)(2) Additional Automatic Testing

Additional Automatic Testing (AAT) of Switched Access Services (Feature Groups B, C and D), is a service where the customer provides remote office test lines and 105 test lines with associated responders or their functional equivalent. The customer may order, at additional charges, gain-slope and C-notched noise testing and may order the routine tests (1004 Hz loss, C-Message Noise and Balance) on an as needed or more than routine schedule.

The Telephone Company will provide an AAT report that lists the test results for each trunk tested. Trunk test failures requiring customer participation for trouble resolution will be provided to the customer on an as-occurs basis.

The Additional Tests, (i.e., gain slope, C-notched noise, 1004 Hz loss, C-message noise and balance) may be ordered by the customer at additional charges, 60 days prior to the start of the customer prescribed schedule. The rates for Additional Automatic Tests are as set forth in 17.4.4(A) following.

ACCESS SERVICE

13. Additional Engineering, Additional Labor and Miscellaneous Services
(Cont'd)13.3 Miscellaneous Services (Cont'd)13.3.1 Testing Services (Cont'd)(A) Switched Access Service (Cont'd)(3) Additional Manual Testing

Additional Manual Testing (AMT) of Switched Access Services (Feature Groups A, B, C, and D) is a service where the Telephone Company provides a technician at its office(s) and the Telephone Company or customer provides a technician at the customer designated premises, with suitable test equipment to perform the required tests. Such additional tests will normally consist of gain-slope and C-notched noise testing. However, the Telephone Company will conduct any additional tests which the customer may request.

The Telephone Company will provide an AMT report listing the test results for each trunk tested. Trunk test failures requiring customer participation for trouble resolution will be provided to the customer on a per occurrence basis.

The Additional Manual Tests may be ordered by the customer at additional charges, 60 days prior to the start of the testing schedule as mutually agreed to by the customer and the Telephone Company.

The rates for Additional Manual Testing are as set forth in 17.4.4(A) following.

ACCESS SERVICE

13. Additional Engineering, Additional Labor and Miscellaneous Services
(Cont'd)

13.3 Miscellaneous Services (Cont'd)

13.3.1 Testing Services (Cont'd)

(A) Switched Access Service (Cont'd)

(4) Obligations of the Customer

- (a) The customer shall provide the Remote Office Test Line priming data to the Telephone Company, as appropriate, to support routine testing as set forth in 6.2.4(B) preceding or AAT as set forth in 13.3.1(A)(2) preceding. (Z)
- (b) The customer shall make the facilities to be tested available to the Telephone Company at times mutually agreed upon. (Z)

(TR28)

ACCESS SERVICE

13. Additional Engineering, Additional Labor and Miscellaneous Services
(Cont'd)13.3 Miscellaneous Services (Cont'd)13.3.1 Testing Services (Cont'd)(B) Special Access Service

The Telephone Company will provide assistance in performing specific tests requested by the customer.

(1) Additional Cooperative Acceptance Testing

When a customer provides a technician at its premises or at an end user's premises, with suitable test equipment to perform the requested tests, the Telephone Company will provide a technician at its office for the purpose of conducting Additional Cooperative Acceptance Testing on Voice Grade Services. At the customer's request, the Telephone Company will provide a technician at the customer's premises or at the end user premises. These tests may, for example, consist of the following:

- Attenuation Distortion
(i.e., frequency response)
- Intermodulation Distortion
(i.e., harmonic distortion)
- Phase Jitter
- Impulse Noise
- Envelope Delay Distortion
- Echo Control
- Frequency Shift

ACCESS SERVICE

13. Additional Engineering, Additional Labor and Miscellaneous Services
(Cont'd)13.3 Miscellaneous Services (Cont'd)13.3.1 Testing Services (Cont'd)(B) Special Access Service (Cont'd)(2) Additional Manual Testing

The Telephone Company will provide a technician at its premises, and the Telephone Company or customer will provide a technician at the customer's designated premises with suitable test equipment to perform the requested tests.

(3) Obligation of the Customer

When the customer subscribes to Testing Service as set forth in this section, the customer shall make the facilities to be tested available to the Telephone Company at time mutually agreed upon.

ACCESS SERVICE

13. Additional Engineering, Additional Labor and Miscellaneous Services
(Cont'd)13.3 Miscellaneous Services (Cont'd)13.3.2 Maintenance of Service

- (A) When a customer reports a trouble to the Telephone Company for clearance and no trouble is found in the Telephone Company's facilities, the customer shall be responsible for payment of a Maintenance of Service charge as set forth in 17.4.4(A) following for the period of time from when Telephone Company personnel are dispatched, at the request of the customer, to the customer designated premises to when the work is completed. Failure of Telephone Company personnel to find trouble in Telephone Company facilities will result in no charge if the trouble is actually in those facilities, but not discovered at the time.
- (B) The customer shall be responsible for payment of a Maintenance of Service charge when the Telephone Company dispatches personnel to the customer designated premises, and the trouble is in equipment or communications systems provided by other than the Telephone Company or in detariffed CPE provided by the Telephone Company.

In either (A) or (B) preceding, no credit allowance will be applicable for the interruption involved if the Maintenance of Service Charge applies.

ACCESS SERVICE

13. Additional Engineering, Additional Labor and Miscellaneous Services
(Cont'd)13.3 Miscellaneous Services (Cont'd)13.3.3 Telecommunications Service Priority - TSP

- (A) Priority installation and/or restoration of National Security Emergency Preparedness (NSEP) telecommunications services shall be provided in accordance with Part 64.401, Appendix A, of the Federal Communications Commission's (FCC's) Rules and Regulations.

In addition, TSP System service shall be provided in accordance with the guidelines set forth in "Telecommunications Service Priority (TSP) System for National Security Emergency Preparedness (NSEP) Service Vendor Handbook" (NCSH 3-1-2) dated July 9, 1990, and "Telecommunications Service Priority System for National Security Emergency Preparedness Service User Manual" (NCSM 3-1-1).

The TSP System is a service, developed to meet the requirements of the Federal Government, as specified in the Service Vendor's Handbook and Service User's Manual which provides the regulatory, administrative and operational framework for the priority installation and/or restoration of NSEP telecommunications services. These include both Switched and Special Access Services. The TSP System applies only to NSEP telecommunications services, and requires and authorizes priority action by the Telephone Company providing such services.

For Switched Access Service, the TSP System's applicability is limited to those services which the Telephone Company can discreetly identify for priority provisioning and/or restoration.

ACCESS SERVICE

13. Additional Engineering, Additional Labor and Miscellaneous Services
(Cont'd)13.3 Miscellaneous Services (Cont'd)13.3.3 Telecommunications Service Priority - TSP (Cont'd)

- (B) A Telecommunications Service Priority charge applies as set forth in 17.4.4(B) when a request to provide or change a Telecommunications Service Priority is received subsequent to the issuance of an Access Order to install the service.

Additionally, a Miscellaneous Service Order Charge as set forth in 17.4.1(D) will apply to Telecommunications Service Priority requests that are ordered subsequent to the initial installation of the associated access service.

A Telecommunications Service Priority charge does not apply when a Telecommunications Service Priority is discontinued or when ordered coincident with an Access Order to install or change service.

In addition, Additional Labor rates as set forth in 17.4.3 may be applicable when provisioning or restoring Switched or Special Access Services with Telecommunications Service Priority.

When the customer requests an audit or a reconciliation of the Telephone Company's Telecommunications Service Priority records, a Miscellaneous Service Order Charge as set forth in 17.4.1 (D) and Additional Labor rates as set forth in 17.4.3 are applicable.

ACCESS SERVICE

13. Additional Engineering, Additional Labor and Miscellaneous Services
(Cont'd)13.3 Miscellaneous Services (Cont'd)13.3.4 Miscellaneous Equipment(A) Controller Arrangement

This arrangement enables the customer to control up to 48 transfer functions at a Telephone Company central office via a remote keyboard terminal capable of either 300 or 1200 bps operation. Included as part of the Controller Arrangement is a dial-up data station located at the Telephone Company Central Office to provide access to the Controller Arrangement. This dial-up data station consists of a 212A DATAPHONE data set and an appropriate Telephone Company provided channel.

The Controller Arrangement must be located in the same Telephone Company central office as the transfer functions which it controls.

Charges for the Controller Arrangement are set forth in 17.4.4(C) following.

ACCESS SERVICE

13. Additional Engineering, Additional Labor and Miscellaneous Services
(Cont'd)13.4 Presubscription

Pursuant to the Federal Communications Commission's Memorandum Opinion and Order, CC Docket No. 83-1145, Phase I, adopted May 31, 1985, and released June 12, 1985, the Allocation Plan, outlined in the Appendix B of this Order, will be available for inspection in the Public Reference Room of the Tariff Division at the Federal Communications Commission's Washington, D.C., location or may be obtained from the Commission's commercial contractor.

- (A) Presubscription is the process by which end user customers may select and designate to the Telephone Company an IC to access, without an access code, for interLATA, interstate calls. This IC is referred to as the end user's predesignated IC.
- (B) On the effective date of this tariff, all existing end users have access to interstate MTS/WATS. No later than 85 days prior to conversion to Feature Group D in a serving end office, the Telephone Company will notify end users of the availability of equal access in their particular area. The notification will include the names of all ICs wishing to participate in the presubscription process. This notification will be sent via U.S. Mail to each end user of record served by the end office to be converted.
- (C) End users may select one of the following options at no charge:
 - indicate a primary IC for all of its lines,
 - indicate a different IC for each of its lines.

Only one IC may be selected for each line or lines terminating in the same hunt group.

End users may designate that they do not want to presubscribe to any IC. The end user must arrange this designation by directly notifying the Telephone Company's business office. This choice will require the end user to dial an access code (10XXX or 101XXX) for all interstate calls. (C)

After the end user's initial selection of a predesignated IC or the designation that they do not want to presubscribe to any IC, for any change in selection after conversion to Equal Access in the serving end office, a nonrecurring charge, as set forth in 17.4.4(D) following applies.

(TR40)

ACCESS SERVICE

13. Additional Engineering, Additional Labor and Miscellaneous Services
(Cont'd)13.4 Presubscription (Cont'd)

- (D) End users not responding to the initial notification will be sent a second notification for the selection of a predesignated IC no earlier than 40 days prior to or no later than 90 days after the conversion to Equal Access in a serving end office. This second notification will indicate the primary IC that has been assigned to them if they fail to respond to the second notification.

After the allocation process has been completed, end users assigned to an IC via the allocation process may change their IC one time within six months after conversion to Equal Access in the serving end office at no charge.

Following the six month period after conversion to Equal Access for any change in selection, a nonrecurring charge as set forth in 17.4.4(D) following, applies.

- (E) When an end user indicates more than one IC selection on the return notification or returns an illegible return notification, the Telephone Company will contact the end user for clarification. If the end user indicates an IC selection on the return notification that does not match with information provided by an IC and both notifications indicate the same authorization date, the end user's notification takes precedence and the Telephone Company will process the end user's selection. In the event that two or more ICs provide to the Telephone Company notifications with the same authorization date and neither notification has been processed, the Telephone Company will contact the end user for clarification. A list of these end users in conflict must be sent to the affected IC by the Telephone Company.

In the event that two or more ICs have provided to the Telephone Company notifications with the same authorization date(s), and one IC notification has already been processed by the Telephone Company, those IC notifications not yet processed would be returned to the ICs.

ACCESS SERVICE

13. Additional Engineering, Additional Labor and Miscellaneous Services (Cont'd)13.4 Presubscription (Cont'd)

- (F) New end users who are served by end offices equipped with Feature Group D will be asked to presubscribe to an IC at the time they place an order with the Telephone Company for Telephone Exchange Service. They may select either of the following options. There will be no charge for this initial selection.

- designate a primary IC for all of its lines,
- designate a different IC for each of its lines.

Only one IC may be selected for each individual line, or lines terminating in the same hunt group. Subsequent to the installation of Telephone Exchange Service and after the end user's initial selection of a predesignated IC, for any change in selection, a nonrecurring charge, as set forth in 17.4.4(D) following, applies.

- (G) If the new end user fails to designate an IC as its predesignated IC prior to the date of installation of Telephone Exchange Service, the Telephone Company will (1) allocate the end user to an IC based upon current IC presubscription ratios, (2) require the end user to dial an access code (10XXX or 101XXXX) for all interstate calls, or (3) block the end user from interstate calling. The end user will be notified which option will be applied if they fail to presubscribe to an IC. An allocated or blocked end user may designate another, or initial, IC as its predesignated IC one time at no charge, if it is requested within six months after the installation of Telephone Exchange Service.

(C)

For any change in selection after 6 months from the installation of Telephone Exchange Service, a nonrecurring charge, as set forth in 17.4.4(D) following applies.

(TR40)

ACCESS SERVICE

13. Additional Engineering, Additional Labor and Miscellaneous Services
(Cont'd)13.4 Presubscription (Cont'd)

- (H) If an IC elects to discontinue its Feature Group D Service offering prior to or within 2 years of the conversion, the IC will notify the Telephone Company of the cancellation. The IC will also notify all end users which selected them that they are cancelling their service and that they should contact the Telephone Company to select a new primary IC. The IC will also inform the end user that it will pay the presubscription change charge. The cancelling IC will then be billed by the Telephone Company the appropriate charge for each end user for a period of two years from the discontinuance of Feature Group D service.
- (I) The standard format for Letter of Authorization (LOA) processing of PIC changes requested by IC's is electronic (i.e., Magnetic Tape or Network Data Movers). The specifications for the standard format of information is identified in the procedures for Customer Account Record Exchange (CARE), industry support interface, maintained by BELLCORE as part of the Ordering and Billing Forum (OBF) workgroup. A nonrecurring charge as set forth in 17.4.4 following will apply to IC's submitting paper LOA's.

(N)
|
(N)13.5 Verification of Orders for Long Distance Telemarketing

No IC shall submit to the Telephone Company a Primary Interexchange Carrier (PIC) change order generated by telemarketing unless and until the order has first been confirmed in accordance with one of the following procedures:

- (A) The IC obtains the billed party's (e.g., an end user or the designator of the PIC for a pay telephone) written authorization to submit the PIC change order and confirms:
- The billed party's billing name and address and each telephone number to be covered by the PIC change order;
 - The billed party's decision to change the PIC to the IC; and
 - The billed party's understanding of the PIC change fee; or
- (B) The IC obtains the billed party's electronic authorization to submit the PIC change order. The billed party will place a call, from the telephone number(s) on which the PIC is to be changed, to a toll free telephone number that is dedicated to the IC's PIC verification process. The verification number will connect the billed party to a voice response unit that records the originating ANI and the required information described in (A) preceding; or

(TR57)

ACCESS SERVICE

13. Additional Engineering, Additional Labor and Miscellaneous Services
(Cont'd)13.5 Verification of Orders for Long Distance Telemarketing (Cont'd)

(N)(x)

- (C) An appropriately qualified and independent third party, operating in a location physically separate from the telemarketing representative, obtains the billed party's oral authorization to submit the PIC change order. This authorization must confirm the order and include appropriate verification data (e.g., the billed party's date of birth or social security number); or
- (D) Within three business days of the billed party's request for a PIC change, the IC must send them an information package by first class mail which includes:
- a statement that the enclosed information is being sent to confirm a telemarketing order placed by the billed party within the previous week,
 - the name of the current and soliciting ICs,
 - the terms, conditions or charge for the PIC change,
 - the name of the person who ordered the change,
 - the name, address and telephone number of both the customer and the soliciting IC,
 - a statement advising the billed party that, absent their response, the change will be implemented 14 days from the date the information package was mailed to them,
 - the name, address and telephone number of a contact point at the FCC for customer complaints.

The IC must provide a post paid postcard which the billed party can use to deny, cancel or confirm the order. The IC must wait 14 days after the information package is mailed to the billed party before submitting the PIC change order to the telephone company.

(N)(x)

(x) Filed under authority of Special Permission No. 94-1466 of the Federal Communications Commission. The designated material represents new terms and conditions for Sugar Land Telephone Company who, as a result of this filing, transfer from Sugar Land Telephone Company's Interstate F.C.C. No. 2 tariff to this tariff.

(TR34)

ACCESS SERVICE

13. Additional Engineering, Additional Labor and Miscellaneous Services
(Cont'd)13.6 Unauthorized PIC Change

If an IC requests a Primary Interchange Carrier (PIC) change on behalf of a billed party (e.g., an end user or the designator of the PIC for a pay telephone), and the billed party subsequently denies requesting the change, and the IC is unable to substantiate the change with a letter of authorization signed by the billed party; then:

- The billed party will be reassigned to their previously selected IC. No change charge will apply to the billed party for this reassignment.
- The Unauthorized Presubscription Change Charge as set forth in 17.4.4(E) will apply to the IC that requested the unauthorized PIC change. This charge is applied in addition to the \$5.00 PIC change charge.

(N)(x)

(N)(x)

(x) Filed under authority of Special Permission No. 94-1466 of the Federal Communications Commission. The designated material represents new terms and conditions for Sugar Land Telephone Company who, as a result of this filing, transfer from Sugar Land Telephone Company's Interstate F.C.C. No. 2 tariff to this tariff.

(TR34)

ACCESS SERVICE

13. Additional Engineering, Additional Labor and Miscellaneous Services
(Cont'd)13.7 Blocking Services

Blocking Services provided under this tariff include International Blocking and 900 Blocking. Blocking Services are available to customers who obtain local exchange service from the Telephone Company under its general or local exchange tariffs and to customers who obtain Feature Group A Switched Access service under this tariff.

Blocking Services are only offered at appropriately equipped Telephone Company end offices. Those offices providing International and/or 900 Blocking Service are identified in NATIONAL EXCHANGE CARRIER ASSOCIATION, INC. TARIFF F.C.C. NO. 4.

13.7.1 International Blocking Service

International Blocking Service (IBS) is an optional service that allows customers to restrict all direct dialed international calls with the dialing sequence of 011+ or 10XXX-011+ or 101XXX-011+ from being placed over an End User Common Line or FGA Switched Access Line. Where capable, the Telephone Company will route international blocked calls to a recorded message. (C)

IBS is a nonchargeable service. For service order activity associated with installing or removing IBS on an existing end user common line or Feature Group A Switched Access line, a Miscellaneous Service Order Charge as set forth in 17.4.1(D) will apply.

(TR40)

ACCESS SERVICE

13. Additional Engineering, Additional Labor and Miscellaneous Services
(Cont'd)13.7 Blocking Services (Cont'd)13.7.2 900 Blocking Service

900 Blocking Service is an optional service that allows customers to restrict direct dialed calls with a 900 SAC from being placed over an End User Common Line or FGA Switched Access Service. Where capable, the Telephone Company will route 900 blocked calls to a recorded message.

900 Blocking Service will be provided at no charge on a one time basis for service requests:

- (1) during the period from November 1, 1993 through December 31, 1993; and
- (2) during the 60 day period subsequent to installation of an end user common line or Feature Group A Switched Access line; and
- (3) during the 60 day period subsequent to the initial availability of 900 Blocking Service at Telephone Company end office locations.

(y) Filed pursuant to Polices and Rules Implementing the Telephone Disclosure and Dispute Resolution Act, CC Docket No. 93-22, RM-7990, Report and Order, released August 13, 1993, FCC 93-349.

(TR16)

Issued: September 17, 1993

Effective: November 1, 1993

One Allied Drive
Little Rock, Arkansas 72203

ACCESS SERVICE

13. Additional Engineering, Additional Labor and Miscellaneous Services
(Cont'd)13.8 Billing Name and Address (BNA) Service13.8.1 General Description

(A) Billing Name and Address (BNA) Service is the provision to an interstate telecommunications service provider (ITP) by the Telephone Company of the complete billing name, street address, city or town, state and zip code for a telephone number or calling card account number assigned by the Telephone Company.

(C) (x)

(B) BNA Service is provided for the purpose of

- (1) allowing customers to bill their end users for telephone services provided by the customer,
- (2) activities associated with the introduction of equal access (e.g. verification of presubscribed end users)
- (3) verification of service orders of new customers, identification of customers that have moved to a new address, fraud prevention, and similar non marketing purposes.

BNA information may not be resold or used for any other purpose than indicated above.

(C) BNA information used in connection with 13.8.1(B)(1) preceding will be provided, upon request, for

- listed/published telephone numbers
- unlisted/nonpublished telephone numbers where the Telephone Company has not been directed by the unlisted/nonpublished customer to restrict release of BNA information.

BNA information used in connection with 13.8.1(B)(2) and (3) preceding will be provided, upon request, for all telephone numbers assigned by the Telephone Company.

(C) (x)

(x) Filed under authority of Special Permission No. 94-1466 of the Federal Communications Commission. The designated material represents a change in terms and conditions for Sugar Land Telephone Company's Interstate F.C.C. No. 2 tariff to this tariff.

(TR34)

ACCESS SERVICE

13. Additional Engineering, Additional Labor and Miscellaneous Services
(Cont'd)13.8 Billing Name and Address (BNA) Service (Cont'd)13.8.2 Undertaking of the Telephone Company

- (A) A standard format for the receipt of BNA requests and the provision of BNA information will be established by the Telephone Company. (C)(x)
- (B) Standard response to BNA requests will be by First Class Mail. Standard format will be on paper. Provision of BNA information in electronic format (i.e., magnetic tape or computer diskette) is optional.
- (C) Where facilities are available, the customer may request an optional specialized output format required to meet a specific customer need.
- (D) The Telephone Company will make every effort to provide accurate and complete BNA data. The Telephone Company makes no warranties, expressed or implied, as to the accuracy or completeness of this information.
- (E) The Telephone Company will not disclose BNA information, as defined in 13.8.1 preceding, to parties other than ITPs and their authorized billing agents. BNA disclosure is limited to the activities detailed in 13.8.1(B) preceding.
- (F) The Telephone Company reserves the right to request from an ITP, who has placed an order for BNA service, a statement concerning the intended use of the BNA information. This request is made to ensure that BNA information is to be used for legitimate purposes. The Telephone Company will not process the order until such time as the ITP provides the requested information, where applicable. (C)(x)

(x) Filed under authority of Special Permission No. 94-1466 of the Federal Communications Commission. The designated material represents a change in terms and conditions for Sugar Land Telephone Company who, as a result of this filing, transfer from Sugar Land Telephone Company's Interstate F.C.C. No. 2 tariff to this tariff.

(TR34)

ACCESS SERVICE

13. Additional Engineering, Additional Labor and Miscellaneous Services
(Cont'd)13.8 Billing Name and Address (BNA) Service (Cont'd)13.8.3 Obligations of the Customer

- (A) The customer shall order BNA Service on a separate BNA Order. The order must identify both the customer's authorized representative and the address to which the information is to be sent.
- (B) The customer shall treat all BNA information as confidential. The customer shall insure that BNA information is used only for the purposes described in 13.8.1 preceding.
- (C) The customer shall not publicize or represent to others that the Telephone Company jointly participates with the customer in the development of the customer's end user records it assembles through the use of BNA Service.
- (D) Upon request, the customer will provide to the Telephone Company the reason BNA information is required. The Telephone Company will not process the order until such time as the customer provides the requested information.

13.8.4 Rate Regulations

- (A) For each order for BNA information received by the Telephone Company, a BNA Order Charge applies. In addition, a charge applies for each customer specific record requested by the ITP. The BNA Order Charge and the Per Record Charge are specified in 17.4.4(F) following. (T)
- (B) The customer may order the response from the Telephone Company formatted on magnetic tape or computer diskette. The Optional Electronic Format Charge, specified in 17.4.4 (F) following, will apply in addition to the BNA Order Charge and the BNA Record Charge. (T)

(TR55)

ACCESS SERVICE

13. Additional Engineering, Additional Labor and Miscellaneous Services
(Cont'd)13.9 Originating Line Screening (OLS) Service

The Telephone Company will provide OLS Service to end user customers who obtain local exchange service from the Telephone Company under its general or local exchange tariffs. OLS service enables customers to determine whether there are billing restrictions on lines from which a call is placed.

Originating Line Screening information is provided through Flexible Automatic Number Identification (Flex ANI) described in 6.10.3(E). Flex ANI provides a two digit code (information digits) that identifies the nature of the originating exchange line to the customer. The OLS service delivers a code on all calls that identifies an exchange line as being used for inmate services (code 29) or private payphone (code 70).

OLS Service is provided at no charge when ordered with the installation of new local exchange service. However, when OLS Service is added to existing exchange lines, an OLS Service charge is applied as set forth in 17.4.4(G).

This charge is applied for each exchange line to which a Flex ANI code is assigned. The customer must specify the number of lines and each individual telephone number equipped. (T)

A Miscellaneous Service Order Charge as set forth in 17.4.1(D) will apply to orders adding OLS Service that are placed subsequent to the initial installation of the associated exchange line. This charge does not apply when the Flex ANI code is removed from an exchange line at the same time that it is disconnected.

13.10 Billed Number Screening Service

Billed Number Screening (BNS) provides automatic blocking of third number billing, collect billing, or both. BNS is implemented via external databases that may be queried by carriers as appropriate. This feature informs the Operator Service Provider (OSP) of any restrictions regarding collect or third number calls billed to the line. There is no charge for this service. For a listing of companies offering this service, see Section 17.4.4(I). (T)

(TR55)

ACCESS SERVICE

13. Additional Engineering, Additional Labor and Miscellaneous Services (Cont'd)13.11 Coin Supervision Additive Service

(T)

The Telephone Company will provide Coin Supervision Additive Service to Payphone Service Providers (PSPs) who order local exchange service lines for the provision of pay telephone service and where the pay telephone equipment connected to the local exchange service lines requires central office coin supervision capability. The local exchange service are obtained from and subject to the terms and conditions under the Telephone Company's general and/or local tariffs.

Coin Supervision Additive Service provides the capability of central office line equipment line equipment to pass signals and/or tones from an exchange service line to a trunk terminating at the PSP's operator service provider. These signals enable an operator service provider to recognize coin deposits and return coins to the pay telephone user. Coin Supervision Additive Service also permits a suitably equipped operator service provider to automatically ring back the originating exchange service line upon completion of a call.

A Coin Supervision Additive Service charge as set forth in 17.4.4(H) following is assessed monthly to the PSP for each exchange service line for which Coin Supervision Additive Service is provided.

(TR55)

ACCESS SERVICE

13. Additional Engineering, Additional Labor and Miscellaneous Services (Cont'd)13.12 Local Number Portability Services

Local Number Portability (LNP) provides an end user of local exchange telecommunications service the ability to retain its existing local exchange service telephone number (TN) when changing from one local exchange telecommunications carrier to another. LNP capability will be activated in Telephone Company end office or tandem switches based upon receipt of a request by another local exchange telecommunications carrier. The Telephone Company will identify its LNP capable serving wire centers in the NATIONAL EXCHANGE CARRIER ASSOCIATION, INC. TARIFF F.C.C. No. 4. The technical specifications for Local Number Portability are contained in Telcordia Technologies Technical Reference GR-2936-CORE.

13.12.1 Local Number Portability End User Service

The Local Number Portability End User Charge will be billed to local exchange service end users, resellers of the Telephone Company's local exchange service, line side access customers, and purchasers of unbundled switch ports that are served by an LNP capable serving wire center. The Local Number Portability End User Charge recovers the Telephone Company's costs directly related to implementing and providing Local Number Portability.

The Telephone Company will bill a monthly Local Number Portability End User Charge as set forth in 17.4.4(K) to local exchange service end users, resellers of the Telephone Company's local exchange service, line side access customers, and purchasers of unbundled switch ports served by an LNP capable wire center with the following exceptions:

- Each PBX trunk shall be assessed the equivalent of nine monthly LNP End User Charges as specified in 17.4.4(K).
- Each ISDN PRI arrangement shall be assessed the equivalent of five monthly LNP End User Charges as specified in 17.4.4(K).
- Lifeline end user customers shall not be assessed the LNP End User Charge.

The Telephone Companies listed in 17.4.4(K)(1) will recover the Local Number Portability End User Charge for a 60 month period beginning with the effective date of the rate as specified in 17.4.4(K)(1) and terminating on June 7, 2007.

(N)

(TR106)

ACCESS SERVICE

13. Additional Engineering, Additional Labor and Miscellaneous Services (Cont'd)13.12 Local Number Portability Services (Cont'd)13.12.2 Local Number Portability Query Service

(T)

(A) Description

LNP Query Service uses Advance Intelligent Network (AIN) technology and the Common Channel Signaling (CCS) network to query an LNP database to obtain network routing instructions before completion of a call. The LNP database contains all of the TNS within an NXX and the location routing number (LRN) of the switch serving each of those TNS when at least one of the TNS within the NXX has been transferred from one local exchange telecommunications carrier to another. The LRN associates a unique NPA-NXX-XXXX routing number with each central office switch that has subscribers who have transferred their TNS.

Where more than one carrier is involved in completing the call, the carrier prior to the terminating carrier (i.e. the N-1 carrier) is responsible for querying an LNP database to obtain the LRN used in routing the call for a number portable NXX code. When the N-1 carrier forwards a non-queried call to a Telephone Company end office or tandem switch and the NXX code has one or more transferred TNS, the Telephone Company's end office or tandem switch will suspend call processing and formulate and launch a query to an LNP database to secure the LRN of the transferred TN. When the LRN has been returned from an LNP database to the Telephone Company end office or tandem switch originating the query, call processing is resumed and the call is either processed in the Telephone Company's network or routed to the correct local service providers network for completion to the called party. The Telephone Company will perform the query on behalf of the N-1 carrier (i.e., the LNP query service customer) that forwarded the call. The Telephone Company will bill the N-1 wireline or wireless telecommunications carrier a charge per query as specified in 17.4.4(L), regardless of whether the call is completed.

(TR106)

ACCESS SERVICE

13. Additional Engineering, Additional Labor and Miscellaneous Services (Cont'd) (N)13.12 Local Number Portability Services (Cont'd)13.12.2 Local Number Portability Query Service (Cont'd)(B) Limitations

LNP Query Service is to be used only on a call-by-call basis for routing calls to number portable NXX codes and cannot be used for purposes other than those functions described herein.

(C) Network Management

The Telephone Company will administer its network to ensure the provision of acceptable service levels to all customers of the LNP Query Service.

The Telephone Company reserves the right to block any LNP query traffic in a nondiscriminatory manner, where the processing of the LNP queries threatens to disrupt operation of its network and impair network reliability.

(D) Rate Regulations

The LNP charge per query recovers the cost to query an LNP database on behalf of the N-1 carrier. The rate associated with an LNP query will be billed monthly, per query as set forth in 17.4.4(L) based on the recorded number of queries. The Telephone Company will develop monthly charges based on an average number of queries per month if actual query recordings are not available. For billing purposes, each month is considered to have thirty (30) days.

(N)

(TR104)

ACCESS SERVICE

14. Exceptions to Access Service Offerings

The services offered under the provisions of this tariff are subject to availability as set forth in 2.1.4 preceding. In addition, the following exceptions apply:

(Paragraphs 14.1 through 14.5 following are reserved for future listings as a result of a subsequent survey. In the meantime, in planning an end-to-end service, the customer should contact the Telephone Company in each customer designated premises city to assure itself that all of the service or service components required for a given customer service are currently available.)

- 14.1 The following service(s) is (are) not offered in the operating territory of listed Issuing Carriers.

Reserved for Future Use

- 14.2 The following offering(s) is (are) limited to existing locations. No inside moves, rearrangements or additions will be permitted.

Reserved for Future Use

- 14.3 The following offering(s) is (are) limited to existing locations. Inside moves or rearrangements may be undertaken. However, no additions will be permitted.

Reserved for Future Use

- 14.4 The following offering(s) is (are) limited to existing locations where additional units may be added for growth. Inside moves or rearrangements may be undertaken.

Reserved for Future Use

- 14.5 The following offering(s) is (are) limited to existing locations where additional units may be added for growth. However inside moves or rearrangements will not be permitted.

Reserved for Future Use

ACCESS SERVICE

15. Access Service Interfaces and Transmission Specifications

15.1 contains Switched Access Service Options (which are comprised of Interface Groups, Supervisory Signaling, Entry Switch Receive Level and Local Transport Termination) and Transmission Specifications. 15.2 describes Special Access Service Network Channel (NC) codes and Network Channel Interface (NCI) codes.

15.1 Switched Access Service

Ten Interface Groups are provided for terminating the Local Transport Entrance Facility at the customer's designated premises. Each Interface Group provides a specified premises interface (e.g., two-wire, four-wire, DS1, etc.). Where transmission facilities permit, and at the option of the customer, the Entrance Facility may be provided with optional features as set forth in 15.1.1 following.

As a result of the customer's access order and the type of Telephone Company transport facilities serving the customer designated premises, the need for signaling conversions or two-wire to four-wire conversions, or the need to terminate digital or high frequency facilities in channel bank equipment may require that Telephone Company equipment be placed at the customer designated premises. For example, if a voice frequency interface is ordered by the customer and the Telephone Company facilities serving the customer designated premises are digital, then Telephone Company channel bank equipment must be placed at the customer designated premises in order to provide the voice frequency interface ordered by the customer.

15.1.1 Local Transport Interface Groups

Interface Groups are combinations of technical parameters which describe the Telephone Company handoff at the point of termination at the customer designated premises. The technical specifications concerning the available interface groups are set forth in (A) through (D) following.

(TR13)

ACCESS SERVICE

15. Access Service Interfaces and Transmission Specifications (Cont'd)15.1 Switched Access Service (Cont'd)15.1.1 Local Transport Interface Groups (Cont'd)

Interface Group 1 is Provided with Type C Transmission Specifications, as set forth in 15.1.2(C) following, and Interface Groups 2 through 10 are provided with Type A or B Transmission Specifications, as set forth respectively in 15.1.2(E) and (F) following, depending on the Feature Group and whether the Access Service is routed directly or through an access tandem. All Interface Groups are provided with Data Transmission Parameters.

Only certain premises interfaces are available at the customer designated premises. The premises interfaces associated with the Interface Groups may vary among Feature Groups.

(A) Interface Group 1

Interface Group 1, except as set forth in the following, provides two-wire voice frequency transmission at the point of termination at the customer designated premises. The interface is capable of transmission of voice and associated telephone signals within the frequency bandwidth of approximately 300 to 3000 Hz.

Interface Group 1 is not provided in association with FGC and FGD when the first point of switching is an access tandem. In addition, Interface Group 1 is not provided in association with FGB, FGC or FGD when the first point of switching provides only four-wire terminations.

ACCESS SERVICE

15. Access Service Interfaces and Transmission Specifications (Cont'd)15.1 Switched Access Service (Cont'd)15.1.1 Local Transport Interface Groups (Cont'd)(A) Interface Group 1 (Cont'd)

The transmission path between the point of termination at the customer designated premises and the customer's serving wire center may be comprised of any form or configuration of plant capable of and typically used in the telecommunications industry for the transmission of voice and associated telephone signals within the frequency bandwidth of 300 to 3000 Hz.

(C)

The interface is provided with loop supervisory signaling. When the interface is associated with FGA, such signaling will be loop start or ground start signaling. When the interface is associated with FGB, FGC or FGD, such signaling, except for two-way calling which is E&M signaling, will be reverse battery signaling.

(B) Interface Group 2

Interface Group 2 provides four-wire voice frequency transmission at the point of termination at the customer designated premises. The interface is capable of transmission of voice and associated telephone signals within the frequency bandwidth of approximately 300 to 3000 Hz.

The transmission path between the point of termination at the customer designated premises and the customer's serving wire center may be comprised of any form or configuration of plant capable of and typically used in the telecommunications industry for the transmission of voice and associated telephone signals within the frequency bandwidth of approximately 300 to 3000 Hz.

(C)

(TR13)

ACCESS SERVICE

15. Access Service Interfaces and Transmission Specifications (Cont'd)15.1 Switched Access Service (Cont'd)15.1.1 Local Transport Interface Groups (Cont'd)(B) Interface Group 2 (Cont'd)

The interface is provided with loop supervisory signaling. When the interface is associated with FGA, such signaling will be loop start or ground start signaling. When the interface is associated with FGB, FGC or FGD, such signaling, except for two-way calling which is E&M signaling, will be reverse battery signaling.

(C) Interface Groups 3 through 5

Interface Groups 3 through 5 provide analog transmission at the point of termination at the customer designated premises. The various interfaces are capable of transmitting electrical signals at the frequencies illustrated following, with the capability to channelize voice frequency transmission paths. Certain frequencies within the bandwidth of the Interface Groups are reserved for Telephone Company use, e.g., pilot and carrier group alarm tones. Before the first point of switching, the Telephone Company will provide multiplex equipment to derive the transmission paths of frequency bandwidth of approximately 300 to 3000 Hz.

The interfaces are provided with individual transmission path SF supervisory signaling.

Interface Group Identification No.	Transmission Frequency Bandwidth	Analog Hierarchy Level	Maximum No. of Channelized Voice Freq. Trans.Paths
3	60 - 108 kHz	Group	12
4	312 - 552 kHz	Supergroup	60
5	564 - 3084 kHz	Mastergroup	600

ACCESS SERVICE

15. Access Service Interfaces and Transmission Specifications (Cont'd)15.1 Switched Access Service (Cont'd)15.1.1 Local Transport Interface Groups (Cont'd)(D) Interface Groups 6 through 10

Interface Groups 6 through 10 provide digital transmission at the point of termination at the customer designated premises. The various interfaces are capable of transmitting electrical signals at the nominal bit rates illustrated following, with the capability to channelize voice frequency transmission paths. Before the first point of switching, when analog switching utilizing analog terminations is provided, the Telephone Company will provide multiplex and channel bank equipment to derive transmission paths of a frequency bandwidth of approximately 300 to 3000 Hz. When digital switching or analog switching with digital carrier terminations is provided, the Telephone Company will provide a DS1 signal(s) in D3/D4 format.

(C)

The interfaces are provided with individual transmission path bit stream supervisory signaling.

Interface Group Identification No.	Nominal Bit Rate (Mbps)	Digital Hierarchy Level	Max. No. of Channelized Voice Freq. Trans. Paths
6	1.544	DS1	24
7	3.152	DS1C	48
8	6.312	DS2	96
9	44.736	DS3	672
10	274.176	DS4	4032

(TR13)

ACCESS SERVICE

15. Access Service Interfaces and Transmission Specifications (Cont'd)15.1 Switched Access Service (Cont'd)15.1.1 Local Transport Interface Groups (Cont'd)(E) Local Transport Optional Features

Where transmission facilities permit, the Telephone Company will, at the option of the customer, provide the following features in association with Local Transport. An Access Order Charge as specified in 17.4.1(A) following is applicable on a per order basis when nonchargeable optional features are added subsequent to the installation of service.

- Customer Specified Entry Switch Receive Level

Customer Specified Entry Switch Receive Level allows the customer to specify the receive transmission level at the first point of switching. The range of transmission levels which may be specified is described in Technical Reference TR-NWT-000334. This feature is available with Interface Groups 2 through 10 for Feature Groups A and B.

- Customer Specification of Local Transport Termination

Customer Specification of Local Transport Termination allows the customer to specify, for Feature Group B routed directly to an end office or access tandem, a four-wire termination of the Local Transport at the first point of switching in lieu of a Telephone Company selected two-wire termination. This option is available only when the Feature Group B arrangement is provided with Type B Transmission Specifications.

- Supervisory Signaling

Supervisory Signaling allows the customer to order an optional supervisory signaling arrangement for each transmission path provided where the transmission parameters permit, and where signaling conversion is required by the customer to meet its signaling capability.

ACCESS SERVICE

15. Access Service Interfaces and Transmission Specifications (Cont'd)15.1 Switched Access Service (Cont'd)15.1.1 Local Transport Interface Groups (Cont'd)(E) Local Transport Optional Features (Cont'd)

The Interface Groups, as described in (A) through (D) preceding, represent industry standard arrangements. Where transmission parameters permit, the customer may select the following optional signaling arrangements in place of the signaling arrangements normally associated with the Interface Groups.

- For Interface Groups 1 and 2 associated with FGB, FGC or FGD

DX Supervisory Signaling,
E&M Type I Supervisory Signaling,
E&M Type II Supervisory Signaling, or
E&M Type III Supervisory Signaling

- For Interface Group 2 associated with FGB, FGC or FGD and in addition to the preceding

SF Supervisory Signaling, or
Tandem Supervisory Signaling

- For Interface Groups 3 through 5
Optional Supervisory Signaling Not Available

- For Interface Groups 6 through 10

These Interface Groups may, at the option of the customer, be provided with individual transmission path SF supervisory signaling where such signaling is available in Telephone Company central offices. Generally such signaling is available only where the first point of switching provides an analog (i.e., non digital) interface to the transport termination.

These optional supervisory signaling arrangements are

not available in combination with the SS7 optional feature as described in 6.8.2(C)(2) preceding.

(N)(x)
|
(N)(x)

Additionally, in (F) following, there is a matrix of available Premises Interface Codes as a function of Interface Group, Telephone Company Switch Supervisory Signaling and Feature Group.

(x) Filed under authority of Special Permission No. 94-1466 of the Federal Communications Commission. The designated material represents new terms and conditions for customers of Sugar Land Telephone Company who, as a result of this filing, transfer from Sugar Land Telephone Company's Interstate F.C.C. No. 2 tariff to this tariff.

(TR34)

ACCESS SERVICE

15. Access Service Interfaces and Transmission Specifications (Cont'd)15.1 Switched Access Service (Cont'd)15.1.1 Local Transport Interface Groups (Cont'd)(F) Available Premises Interface Codes

Following is a matrix showing premises interface codes which are available for each Interface Group.

Their availability is a function of the Telephone Company switch supervisory signaling and Feature Group. For explanations of these codes, see the Parameter Codes and Options as set forth in 15.2.2(A) following.

<u>Interface Group</u>	<u>Telephone Company Switch Super. Signaling</u>	<u>Premises Interface Code</u>	<u>Feature Group</u>			
			<u>A</u>	<u>B</u>	<u>C</u>	<u>D</u>
1	LO	2LS2	X			
	LO	2LS3	X			
	GO	2GS2	X			
	GO	2GS3	X			
	LO, GO,	2DX3	X			
	LO, GO,	4EA3-E	X			
	LO, GO	4EA3-M	X			
	LO, GO	6EB3-E	X			
	LO, GO	6EB3-M	X			
	RV, EA, EB, EC	2DX3		X	X	X
	RV, EA, EB, EC	4EA3-E	X	X	X	X
	RV, EA, EB, EC	4EA3-M	X	X	X	X
	RV, EA, EB, EC	6EB3-E	X	X	X	X
	RV, EA, EB, EC	6EB3-M	X	X	X	X
	EA, EB, EC	6EC3			X	X
	RV	2RV3-0	X	X	X	X
	RV	2RV3-T	X	X	X	X
	SS7	2NO2			X	X

(N)

(TR6)

ACCESS SERVICE

15. Access Service Interfaces and Transmission Specifications (Cont'd)15.1 Switched Access Service (Cont'd)15.1.1 Local Transport Interface Groups (Cont'd)(F) Available Premises Interface Codes (Cont'd)

Interface Group	Telephone Company Switch Super. Signaling	Premises Interface Code	Feature Group			
			A	B	C	D
2	LO, GO	4SF2	X			
	LO, GO	4SF3	X			
	LO	4LS2	X			
	LO	4LS3	X			
	LO	6LS2	X			
	GO	4GS2	X			
	GO	4GS3	X			
	GO	6GS2	X			
	LO, GO	4DX2	X			
	LO, GO	4DX3	X			
	LO, GO	6EA2-E	X			
	LO, GO	6EA2-M	X			
	LO, GO	8EB2-E	X			
	LO, GO	8EB2-M	X			
	LO, GO	6EX2-B	X			
	RV, EA, EB, EC	4SF2		X	X	X
	RV, EA, EB, EC	4SF3	X			
	RV, EA, EB, EC	4DX2		X	X	X
	RV, EA, EB, EC	4DX3	X			
	RV, EA, EB, EC	6DX2			X	
	RV, EA, EB, EC	6EA2-E		X	X	X
	RV, EA, EB, EC	6EA2-M		X	X	X
	RV, EA, EB, EC	8EB2-E		X	X	X
	RV, EA, EB, EC	8EB2-M		X	X	X
	EA, EB, EC	8EC2-M			X	X
	RV	4RV2-O		X	X	X
	RV	4RV2-T		X	X	X
	RV	4RV3-O		X	X	
	RV	4RV3-T		X	X	
	SS7	4NO2			X	X
3	LO, GO	4AH5-B	X			
	RV, EA, EB, EC	4AH5-B		X	X	X
	SS7	4AH5-B			X	X
4	LO, GO	4AH6-C	X			
	RV, EA, EB, EC	4AH6-C		X	X	X
	SS7	4AH6-C			X	X
5	LO, GO	4AH6-D	X			
	RV, EA, EB, EC	4AH6-D		X	X	X
	SS7	4AH6-D			X	X

(N)

(N)

(N)

(N)

(TR6)

ACCESS SERVICE

15. Access Service Interfaces and Transmission Specifications (Cont'd)15.1 Switched Access Service (Cont'd)15.1.1 Local Transport Interface Groups (Cont'd)(F) Available Premises Interface Codes (Cont'd)

Interface Group	Telephone Company Switch Supervisory Signaling	Premises Interface Code	Feature Group			
			A	B	C	D
6	LO, GO	4DS9-15	X			
	LO, GO	4DS9-15L	X			
	RV, EA, EB, EC	4DS9-15		X	X	X
	RV, EA, EB, EC	4DS9-15L		X	X	X
	SS7	4DS9-15			X	X
						(N)
7	LO, GO	4DS9-31	X			
	LO, GO	4DS9-31L	X			
	RV, EA, EB, EC	4DS9-31		X	X	X
	RV, EA, EB, EC	4DS9-31L		X	X	X
	SS7	4DS9-31			X	X
						(N)
8	LO, GO	4DS0-63	X			
	LO, GO	4DS0-63L	X			
	RV, EA, EB, EC	4DS0-63		X	X	X
	RV, EA, EB, EC	4DS0-63L		X	X	X
	SS7	4DS0-63			X	X
						(N)
9	LO, GO	4DS6-44	X			
	LO, GO	4DS6-44L	X			
	RV, EA, EB, EC	4DS6-44		X	X	X
	RV, EA, EB, EC	4DS6-44L		X	X	X
	SS7	4DS6-44			X	X
						(N)
10	LO, GO	4DS6-27	X			
	LO, GO	4DS6-27L	X			
	RV, EA, EB, EC	4DS6-27		X	X	X
	RV, EA, EB, EC	4DS6-27L		X	X	X
	SS7	4DS6-27			X	X
						(N)

(TR6)

ACCESS SERVICE

15. Access Service Interfaces and Transmission Specifications (Cont'd)15.1 Switched Access Service (Cont'd)15.1.2 Standard Transmission Specifications

Descriptions of the transmission specifications available with each Feature Group as a function of the Interface Group selected by the customer, are set forth in (A) through (D) following. Descriptions of each of these Standard Transmission Specifications and the two Data Transmission Parameters mentioned are set forth respectively in (E) through (G) and 15.1.3(A) and (B) following:

(A) Feature Group A

FGA is provided with either Type B or Type C Transmission Specifications. The specifications for the associated parameters are guaranteed to the first point of switching. Type C Transmission Specifications are provided with Interface Group 1 and Type B is provided with Interface Groups 2 through 10. Type DB Data Transmission Parameters are provided with FGA to the first point of switching.

(B) Feature Group B

FGB is provided with either Type B or Type C Transmission Specifications. The specifications for the associated parameters are guaranteed to the end office when routed directly or to the first point of switching when routed via an access tandem. Type C Transmission Specifications are provided with Interface Group 1 and Type B is provided with Interface Groups 2 through 10. Type DB Data Transmission Parameters are provided with FGB to the first point of switching.

ACCESS SERVICE

15. Access Service Interfaces and Transmission Specifications (Cont'd)15.1 Switched Access Service (Cont'd)15.1.2 Standard Transmission Specifications (Cont'd)(C) Feature Group C

FGC is provided with either Type B or Type C Transmission Specifications as follows:

- When routed directly to the end office either Type B or Type C is provided.
- When routed to an access tandem only Type B is provided.
- Type B or Type C is provided on the transmission path from the access tandem to the end office.

Type C Transmission Specifications are provided with Interface Group 1 when routed directly to an end office. Type B is provided with Interface Groups 2 through 10, whether routed directly to an end office or to an access tandem.

Type DB Data Transmission Parameters are provided with FGC for the transmission path between the customer designated premises and the end office when directly routed to the end office, and between the customer designated premises and the access tandem and between the access tandem and the end office when routed via an access tandem.

ACCESS SERVICE

15. Access Service Interfaces and Transmission Specifications (Cont'd)15.1 Switched Access Service (Cont'd)15.1.2 Standard Transmission Specifications (Cont'd)(D) Feature Group D

FGD is provided with either Type A, Type B or Type C Transmission Specifications as follows:

- When routed to the end office either Type B or C is provided.
- When routed to an access tandem only Type A is provided.
- Type A is provided on the transmission path from the access tandem to the end office.

Type C Transmission Specifications are provided with Interface Group 1. Type A and Type B Transmission Specifications are provided with Interface Groups 2 through 10.

Type DB Data Transmission Parameters are provided with FGD for the transmission path between the customer designated premises and the end office when directly routed to the end office. Type DA Data Transmission Parameters are provided for the transmission path between the customer designated premises and the access tandem and between the access tandem and the end office when routed via an access tandem.

(E) Type A Transmission Specifications

Type A Transmission Specifications is provided with the following parameters:

(1) Loss Deviation

The maximum Loss Deviation of the 1004 Hz loss relative to the Expected Measured Loss (EML) is ± 2.0 dB

ACCESS SERVICE

15. Access Service Interfaces and Transmission Specifications (Cont'd)15.1 Switched Access Service (Cont'd)15.1.2 Standard Transmission Specifications (Cont'd)(E) Type A Transmission Specifications (Cont'd)(2) Attenuation Distortion

The maximum Attenuation Distortion in the 404 to 2804 Hz frequency band relative to the loss at 1004 Hz is -1.0 dB to +3.0 dB.

(3) C-Message Noise

The maximum C-Message Noise for the transmission path at the route miles listed is less than or equal to:

<u>Route Miles</u>	<u>C-Message Noise</u>
less than 50	32 dBrnCO
51 to 100	34 dBrnCO
101 to 200	37 dBrnCO
201 to 400	40 dBrnCO
401 to 1000	42 dBrnCO

(4) C-Notch Noise

The maximum C-Notch Noise, utilizing a -16 dBmO holding tone, is less than or equal to 45 dBrnCO.

ACCESS SERVICE

15. Access Service Interfaces and Transmission Specifications (Cont'd)15.1 Switched Access Service (Cont'd)15.1.2 Standard Transmission Specifications (Cont'd)(E) Type A Transmission Specifications (Cont'd)(5) Echo Control

Echo Control, identified as Equal Level Echo Path Loss, and expressed as Echo Return Loss and Singing Return Loss, is dependent on the routing, i.e., whether the service is routed directly from the customer's point of termination (POT) to the end office or via an access tandem. It is equal to or greater than the following:

Singing Loss		Echo	
		<u>Return Loss</u>	<u>Return</u>
14dB	POT to Access Tandem	21 dB	
	POT to End Office		
	- Direct	N/A	N/A
dB	- Via Access Tandem	16 dB	11

(6) Standard Return Loss

Standard Return Loss expressed as Echo Return Loss and Singing Return Loss on two-wire ports of a four-wire point of termination shall be equal to or greater than:

<u>Echo Return Loss</u>	<u>Singing Return Loss</u>
5 dB	2.5 dB

ACCESS SERVICE

15. Access Service Interfaces and Transmission Specifications (Cont'd)15.1 Switched Access Service (Cont'd)15.1.2 Standard Transmission Specifications (Cont'd)(F) Type B Transmission Specifications

Type B Transmission Specifications are provided with the following parameters:

(1) Loss Deviation

The maximum Loss Deviation of the 1004 Hz loss relative to the Expected Measured Loss (EML) is ± 2.5 dB.

(2) Attenuation Distortion

The maximum Attenuation Distortion in the 404 to 2804 Hz frequency band relative to loss at 1004 Hz is -2.0 dB to +4.0 dB.

(3) C-Message Noise

The maximum C-Message Noise for the transmission path at the route miles listed is less than or equal to:

<u>Route Miles</u>	<u>C-Message Noise*</u>	
	<u>Type B1</u>	<u>Type B2</u>
less than 50	32 dBrnCO	35 dBrnCO
51 to 100	33 dBrnCO	37 dBrnCO
101 to 200	35 dBrnCO	40 dBrnCO
201 to 400	37 dBrnCO	43 dBrnCO
401 to 1000	39 dBrnCO	45 dBrnCO

(4) C-Notch Noise

The maximum C-Notch Noise, utilizing a -16 dBm0 holding tone is less than or equal to 47 dBrnCO.

* For Feature Groups C and D only Type B2 will be provided. For Feature Groups A and B, Type B1 or B2 will be provided as set forth in Technical Reference TR-NPL-000334.

ACCESS SERVICE

15. Access Service Interfaces and Transmission Specifications (Cont'd)15.1 Switched Access Service (Cont'd)15.1.2 Standard Transmission Specifications (Cont'd)(F) Type B Transmission Specifications (Cont'd)(5) Echo Control

Echo Control, identified as Impedance Balance for FGA and FGB and Equal Level Echo Path Loss for FGC and FGD, and expressed as Echo Return Loss (ERL) and Singing Return Loss (SRL), is dependent on the routing, i.e., whether the service is routed directly from the customer's point of termination (POT) to the end office or via an access tandem. The ERL and SRL also differ by Feature Group, type of termination, and type of transmission path. They are greater than or equal to the following:

	<u>Echo Return Loss</u>	<u>Singing Return Loss</u>
POT to Access Tandem		
- Terminated in		
4-Wire trunk	21 dB	14 dB
- Terminated in		
2-Wire trunk	16 dB	11 dB
POT to End Office		
- Direct	16 dB	11 dB
- Via Access Tandem		
. For FGB access	8 dB	4 dB
. For FGC access		
(Effective		
4-Wire trans-		
mission path		
at end office)	16 dB	11 dB
. For FGC access		
(Effective		
2-Wire trans-		
mission path		
at end office)	13 dB	6 dB

ACCESS SERVICE

15. Access Service Interfaces and Transmission Specifications (Cont'd)15.1 Switched Access Service (Cont'd)15.1.2 Standard Transmission Specifications (Cont'd)(F) Type B Transmission Specifications (Cont'd)(6) Standard Return Loss

Standard Return Loss, expressed as Echo Return Loss and Singing Return Loss, on two-wire ports of a four-wire point of termination shall be equal to or greater than:

Echo Return Loss

5 dB

Singing Return Loss

2.5 dB

(G) Type C Transmission Specifications

Type C Transmission Specifications are provided with the following parameters:

(1) Loss Deviation

The maximum Loss Deviation of the 1004 Hz loss relative to the Expected Measured Loss (EML) is ± 3.0 dB.

(2) Attenuation Distortion

The maximum Attenuation Distortion in the 404 to 2804 Hz frequency band relative to loss at 1004 Hz is -2.0 dB to +5.5 dB.

ACCESS SERVICE

15. Access Service Interfaces and Transmission Specifications (Cont'd)15.1 Switched Access Service (Cont'd)15.1.2 Standard Transmission Specifications (Cont'd)(G) Type C Transmission Specifications (Cont'd)(3) C-Message Noise

The maximum C-Message Noise for the transmission path at the route miles listed is less than or equal to:

<u>Route Miles</u>	<u>C-Message Noise*</u>	
	<u>Type C1</u>	<u>Type C2</u>
less than 50	32 dBrnCO	38 dBrnCO
51 to 100	33 dBrnCO	39 dBrnCO
101 to 200	35 dBrnCO	41 dBrnCO
201 to 400	37 dBrnCO	43 dBrnCO
401 to 1000	39 dBrnCO	45 dBrnCO

(4) C-Notch Noise

The maximum C-Notch Noise, utilizing a -16 dBm0 holding tone is less than or equal to 47 dBrnCO.

* For Feature Groups C and D only Type C2 will be provided. For Feature Groups A and B, Type C1 or C2 will be provided as set forth in Technical Reference TR-NWT-000334.

ACCESS SERVICE

15. Access Service Interfaces and Transmission Specifications (Cont'd)15.1 Switched Access Service (Cont'd)15.1.2 Standard Transmission Specifications (Cont'd)(G) Type C Transmission Specifications (Cont'd)(5) Echo Control

Echo Control, identified as Return Loss and expressed as Echo Return Loss and Singing Return Loss is dependent on the routing, i.e., whether the service is routed directly from the customer's point of termination (POT) to the end office or via an access tandem. It is equal to or greater than the following:

<u>Loss</u>	<u>Echo Return Loss</u>	<u>Singing Return</u>
POT to Access Tandem	13 dB	6 dB
POT to End Office		
- Direct	13 dB	6 dB
- Via Access Tandem	8 dB	4 dB
(for FGB only)		

15.1.3 Data Transmission Parameters

Two types of Data Transmission Parameters, i.e., Type DA and Type DB, are provided for the Feature Group arrangements. Type DB is provided with Feature Groups A, B and C and also with Feature Group D when Feature Group D is directly routed to the end office. Type DA is only provided with Feature Group D and only when routed via an access tandem. Following are descriptions of each.

(A) Data Transmission Parameters Type DA(1) Signal to C-Notched Noise Ratio

The Signal to C-Notched Noise Ratio is equal to or greater than 33 dB.

ACCESS SERVICE

15. Access Service Interfaces and Transmission Specifications (Cont'd)15.1 Switched Access Service (Cont'd)15.1.3 Data Transmission Parameters (Cont'd)(A) Data Transmission Parameters Type DA (Cont'd)(2) Envelope Delay Distortion

The maximum Envelope Delay Distortion for the frequency bands and route miles specified is:

604 to 2804 Hz

less than 50 route miles 500 microseconds

equal to or greater than 900
50 route miles microseconds

1004 to 2404 Hz

less than 50 route miles 200 microseconds

equal to or greater than 400
50 route miles microseconds

(3) Impulse Noise Counts

The Impulse Noise Counts exceeding a 65 dBrnC0 threshold in 15 minutes is no more than 15 counts.

(4) Intermodulation Distortion

The Second Order (R2) and Third Order (R3) Intermodulation Distortion products are equal to or greater than:

Second Order (R2) 33 dB
Third Order (R3) 37 dB

ACCESS SERVICE

15. Access Service Interfaces and Transmission Specifications (Cont'd)15.1 Switched Access Service (Cont'd)15.1.3 Data Transmission Parameters (Cont'd)(A) Data Transmission Parameters Type DA (Cont'd)(5) Phase Jitter

The Phase Jitter over the 4-300 Hz frequency band is less than or equal to 5° peak-to-peak.

(6) Frequency Shift

The maximum Frequency Shift does not exceed -2 to +2 Hz.

(B) Data Transmission Parameters Type DB(1) Signal to C-Notched Noise Ratio

The signal to C-Notched Noise Ratio is equal to or greater than 30 dB.

(2) Envelope Delay Distortion

The maximum Envelope Delay Distortion for the frequency bands and route miles specified is:

604 to 2804 Hz

less than 50 route miles 800
microseconds

equal to or greater than 1000
50 route miles microseconds

1004 to 2404 Hz

less than 50 route miles 320
microseconds

equal to or greater than 500
50 route miles microseconds

ACCESS SERVICE

15. Access Service Interfaces and Transmission Specifications (Cont'd)15.1 Switched Access Service (Cont'd)15.1.3 Data Transmission Parameters (Cont'd)(B) Data Transmission Parameters Type DB (Cont'd)(3) Impulse Noise Counts

The Impulse Noise Counts exceeding a 67 dBrnC0 threshold in 15 minutes is no more than 15 counts.

(4) Intermodulation Distortion

The Second Order (R2) and Third Order (R3) Intermodulation Distortion products are equal to or greater than:

Second Order	(R2)	31 dB
Third Order	(R3)	34 dB

(5) Phase Jitter

The Phase Jitter over the 4-300 Hz frequency band is less than or equal to 7° peak-to-peak.

(6) Frequency Shift

The maximum Frequency Shift does not exceed -2 to +2 Hz.

ACCESS SERVICE

15. Access Service Interfaces and Transmission Specifications (Cont'd)15.2 Special Access Service

This section explains and lists the codes that the customer must specify when ordering Special Access Service, Switched Access Entrance (C) Facilities, and Voice Grade and High Capacity Direct Trunked Transport. These codes provide a standardized means to relate the services being (C) ordered to Special Access Service offerings contained in Section 7. preceding.

When ordering, the type of Special Access Service or Switched Access (C) Entrance Facility or Direct Trunked Transport is described by two code (C) sets, the Network Channel (NC) code and the Network Channel Interface (NCI) codes.

The Network Channel (NC) code consists of two elements. Element one is a Channel Service Code (character positions 1 and 2) that describes the channel service type in an abbreviated form. Element two is an Optional Feature Code (character positions 3 and 4) that identifies option codes available for each channel service code, such as C-conditioning or Improved Return Loss.

The Network Channel Interface (NCI) is used to identify interface specifications associated with a particular channel. This code describes the total wires, protocol, impedance, protocol options and transmission level point(s) reflecting physical and electrical characteristics between the Telephone Company and the customer.

On the following 3 pages are examples which explain the specific characters of the codes and which reference matrices and charts used in developing the codes. Included in the matrices are Service Designator (SD) codes which are used to identify variations of service within service types (e.g., TG1 = Telegraph). The SD and NC codes are displayed as components of the matrices designated as Technical Specifications packages in (A) through (G) following. Through the use of these matrices, SD codes may be converted to NC codes for service ordering purposes.

A chart is also provided in 15.2.2(A) following which contains information necessary to develop NCI codes.

(TR13)

ACCESS SERVICE

15. Access Service Interfaces and Transmission Specifications (Cont'd)15.2 Special Access Service (Cont'd)

Comprehensive lists of allowed Network Channel (NC) and Network Channel Interface (NCI) codes are contained in Special Report SR-ISD-000307. However, not all services contained in this Special Report may be offered by the Telephone Company at this time.

Lastly, 15.2.2(C) following provides a list of compatible Network Channel Interfaces inasmuch as the Network Channel Interfaces associated with a given service need not always be the same, but all must be compatible.

Example No. 1: If the customer wishes to order a 4-wire voice grade circuit with 600 Ohms impedance, capable of data transmission, and with improved return loss, the customer might specify the following:

<u>NC</u>	<u>NCI</u>	<u>SECNCI</u>
LG-R	04DB2	04DA2-S

NC Code:

LG = Voice Grade Channel Service, VG6
-R = Improved Return Loss

NCI Code:

04 = Number of physical wires at CDP
DB = Data stream in VF frequency band at the customer
designated main terminal location
2 = 600 Ohms impedance

SECNCI (Secondary NCI Code):

04 = Number of physical wires at CDP
DA = Data stream in VG frequency at the customer
designated secondary terminal location
2 = 600 Ohms impedance
S = Sealing current option for 4-wire transmission

In the above example the NCI (Network Channel Interface) code is the interface requested at the customer's POT (Point of Termination) and the SECNCI (Secondary Network Channel Interface) code represents the interface at the end office serving the End User.

ACCESS SERVICE

15. Access Service Interfaces and Transmission Specifications (Cont'd)15.2 Special Access Service (Cont'd)

Example No. 2: If the customer wishes to order a FX circuit to a station, with 600 Ohms impedance, loop start signaling, which is 4-wire at the CDP and 2-wire at the end-user, the customer might specify:

<u>NC</u>	<u>NCI</u>	<u>SECNCI</u>
LC--	04LO2	02LS2

NC Code:

LC = Voice Grade Channel Service, VG2
-- = No Optional Features

NCI Code:

04 = Number of physical wires at CDP
LO = Loop start, loop signaling - open end
2 = 600 Ohms impedance

SECNCI (Secondary NCI Code):

02 = Number of physical wires at CDP
LS = Loop start signaling - closed end
2 = 600 Ohms impedance

Example No. 3: If the customer wishes to order a 1.544 Mbps Hi-cap facility with no channel options such as CO multiplexing, the customer might specify the following:

<u>NC</u>	<u>NCI</u>	<u>SECNCI</u>
HC--	04DS9-15	04DS9-15

NC Code:

HC = High Capacity Channel Service, HC1
-- = No Optional Features

NCI, SECNCI Code:

04 = Number of physical wires at CDP
DS = Digital hierarchy interface
9 = 100 Ohms impedance
15 = 1.544 Mbps (DS1) format

The preceding three examples use information contained in Special Report SR-ISD-000307.

ACCESS SERVICE

15. Access Service Interfaces and Transmission Specifications (Cont'd)15.2 Special Access Service (Cont'd)15.2.1 Network Channel (NC) Codes

In order to determine the NC code appropriate for the service to be ordered, the type of Special Access Service the customer wishes must be identified. This identification is accomplished by a Service Designator (SD) code. The broad categories of Service Designator codes (e.g., VG, MT, TG, etc.) are set forth in Section 7. preceding. Variations within service type (e.g., VG1, MTC, TG2, etc.) are described in the various Technical Publications cited in (A) through (G) following.

Having determined the specific service type to be ordered and its SD code, and having used the appropriate Technical Publication, the customer should match the SD code to the NC code using the following matrices. Once the NC code has been determined the Network Channel Interface (NCI) code may be developed using the information set forth in 15.2.2 following and the guidelines concerning specific parameters available for each service type as set forth in the specified Technical Publication.

(A) Technical Specifications Packages Metallic Service

SD Code NC Code	Package			
	<u>MTC*</u>	<u>MT1</u>	<u>MT2</u>	<u>MT3</u>
<u>Parameter</u>	<u>MQ</u>	<u>NT</u>	<u>NU</u>	<u>NV</u>
DC Resistance				
Between Conductors	X	X	X	
Loop Resistance	X			X
Shunt Capacitance	X			X
<u>Optional Features and Functions</u>				
Three Premises				
Bridging	X	X		X
Series Bridging	X		X	

The technical specifications are described in Technical Reference TR-NPL-000336.

* All parameters are available within ranges selected by the customer where technically feasible.

ACCESS SERVICE

15. Access Service Interfaces and Transmission Specifications (Cont'd)15.2 Special Access Service (Cont'd)15.2.1 Network Channel (NC) Codes (Cont'd)(B) Technical Specifications Packages Telegraph Grade Service

SD Code NC Code	Package		
	<u>TGC*</u> <u>NQ</u>	<u>TG1</u> <u>NW</u>	<u>TG2</u> <u>NY</u>
<u>Parameter</u>			
Telegraph Distortion	X	X	X
<u>Optional Features and Functions</u>			
Telegraph Bridging	X	X	X
The technical specifications are described in Technical Reference TR-NPL-000336.			

* All parameters are available within ranges selected by the customer where technically feasible.

ACCESS SERVICE

15. Access Service Interfaces and Transmission Specifications (Cont'd)15.2 Special Access Service (Cont'd)15.2.1 Network Channel (NC) Codes (Cont'd)(C) Technical Specifications Packages Voice Grade Service

SD Code NC Code	Package VG-													
	<u>C*</u> <u>LQ</u>	<u>1</u> <u>LB</u>	<u>2</u> <u>LC</u>	<u>3</u> <u>LD</u>	<u>4</u> <u>LE</u>	<u>5</u> <u>LF</u>	<u>6</u> <u>LG</u>	<u>7</u> <u>LH</u>	<u>8</u> <u>LJ</u>	<u>9</u> <u>LK</u>	<u>10</u> <u>LN</u>	<u>11</u> <u>LP</u>	<u>12</u> <u>LR</u>	<u>W</u> <u>SE</u>
<u>Parameter</u>														
Attenuation														
Distortion	X	X	X	X	X	X	X	X	X	X	X	X	X	X
C-Message Noise	X	X	X	X	X	X	X	X	X	X	X	X	X	X
Echo Control	X	X	X	X		X		X	X			X	X	X
Envelope Delay														
Distortion	X						X	X	X	X	X	X	X	X
Frequency Shift	X						X	X	X	X	X	X	X	X
Impulse Noise	X					X	X	X	X	X	X	X	X	X
Intermodulation														
Distortion	X						X	X	X	X	X	X		X
Loss Deviation	X	X	X	X	X	X	X	X	X	X	X	X	X	X
Phase Hits, Gain														
Hits, and Dropouts	X													
Phase Jitter	X						X	X	X	X	X		X	
Signal-to-C														
Message Noise						X								
Signal-to-C														
Notch Noise	X					X	X	X	X	X	X	X	X	X

The technical specifications for these parameters (except for dropouts, phase hits, and gain hits) are described in Technical References TR-NPL-000334 and TR-NPL-000335. The technical specifications for dropouts, phase hits, and gain hits are described in Technical Reference PUB 41004, Table 4.

* The desired parameters are selected by the customer from the list of available parameters.

ACCESS SERVICE

15. Access Service Interfaces and Transmission Specifications (Cont'd)15.2 Special Access Service (Cont'd)15.2.1 Network Channel (NC) Codes (Cont'd)

		(C)	Technical Specifications								Packages	Voice	Grade			
			<u>Service</u> (Cont'd)													
			Package VG-													
SD Code		<u>C*</u>	<u>1</u>	<u>2</u>	<u>3</u>	<u>4</u>	<u>5</u>	<u>6</u>	<u>7</u>	<u>8</u>	<u>9</u>	<u>10</u>	<u>11</u>	<u>12</u>	<u>W</u>	
NC Code		<u>LQ</u>	<u>LB</u>	<u>LC</u>	<u>LD</u>	<u>LE</u>	<u>LF</u>	<u>LG</u>	<u>LH</u>	<u>LJ</u>	<u>LK</u>	<u>LN</u>	<u>LP</u>	<u>LR</u>	<u>SE</u>	
<u>Optional Features</u> <u>and Functions</u>																
Central Office																
Bridging																
Capability																
		X	X			X	X			X	X	X				
Central Office																
Multiplexing																
		X					X									
Conditioning:																
. C-Type																
		X				X	X	X	X	X	X					
. Improved																
Attenuation																
Distortion																
		X				X	X	X	X	X	X					
. Improved Envelope																
Delay Distortion																
		X				X	X	X	X	X	X					
. Sealing Current																
		X					X									
. Data Capability																
		X					X	X				X				
. Telephoto																
Capability																
		X											X			
Customer Specified																
Premises Receive																
Level																
		X			X	X		X	X	X						
Improved Return Loss																
for Effective																
Four-Wire																
Transmission																
		X	X	X	X	X	X	X	X	X	X	X	X	X		
For Effective																
Two-Wire																
Transmission																
		X	X	X				X								
Improved Two-Wire																
Voice Transmission																
															X	
PPSN Interface																
Arrangement																
				X							X					
Selective Signaling																
Arrangement																
				X	X			X	X				X	X	X	
Signaling Capability																
		X	X	X	X	X	X	X	X	X	X		X	X	X	
Transfer Arrangement																
		X	X	X	X	X	X	X	X	X	X	X	X	X	X	
Improved Termination																
		X	X	X	X	X	X	X	X	X	X	X	X	X	X	

(N)

(TR12)

ACCESS SERVICE

15. Access Service Interfaces and Transmission Specifications (Cont'd)15.2 Special Access Service (Cont'd)15.2.1 Network Channel (NC) Codes (Cont'd)(D) Technical Specifications Packages Program Audio Service

SD Code NC Code	Package				
	<u>APC*</u> <u>PQ</u>	<u>AP1</u> <u>PE</u>	<u>AP2</u> <u>PF</u>	<u>AP3</u> <u>PJ</u>	<u>AP4</u> <u>PK</u>
<u>Parameter</u>					
Actual Measured Loss	X	X	X	X	X
Amplitude Tracking	X				
Crosstalk	X	X	X	X	X
Distortion Tracking	X				
Gain/Frequency					
Distortion	X	X	X	X	X
Group Delay	X				
Noise	X	X	X	X	X
Phrase Tracking	X				
Short-Term Gain					
Stability	X				
Short-Term Loss	X				
Total Distortion	X	X	X	X	X
<u>Optional Features and Functions</u>					
Central Office Bridging					
Capability	X	X	X	X	X
Gain Conditioning	X	X	X	X	X
Stereo	X				X

The technical specifications are described in Technical Reference PUB 62503 and associated Addendum.

* The desired parameters are selected by the customer from the list of available parameters.

ACCESS SERVICE

15. Access Service Interfaces and Transmission Specifications (Cont'd)15.2 Special Access Service (Cont'd)15.2.1 Network Channel (NC) Codes (Cont'd)(E) Technical Specifications Packages Video Service

	SD Code NC Code	Package		
		TVC*	TV1	TV2
		TQ	TV	TW
<u>Video Parameters</u>				
Insertion Gain		X	X	X
Field-Time Distortion		X	X	X
Line-Time Distortion		X	X	X
Short-Time Distortion		X	X	X
Chrominance-Luminance Gain Inequality		X	X	X
Chrominance-Luminance Delay Inequality		X	X	X
Amplitude/Frequency Characteristic		X	X	X
Luminance Non-Linear Distortion		X	X	X
Chrominance Non-Linear Gain Distortion		X	X	X
Chrominance Non-Linear Phase Distortion		X	X	X
Transient Synchronizing Signal Non-Linearty		X	X	X
Dynamic Gain Distortion				
- Picture Signal		X	X	X
- Synchronizing Signal		X	X	X
Differential Gain		X	X	X
Differential Phase		X	X	X
Chrominance-Luminance Intermodulation		X	X	X

* The desired parameters are selected by the customer from the list of available parameters.

ACCESS SERVICE

15. Access Service Interfaces and Transmission Specifications (Cont'd)15.2 Special Access Service (Cont'd)15.2.1 Network Channel (NC) Codes (Cont'd)(E) Technical Specifications Packages Video Service
(Cont'd)

	SD Code NC Code	<u>TVC*</u> <u>TQ</u>	<u>Package</u>	
			<u>TV1</u> <u>TV</u>	<u>TV2</u> <u>TW</u>
<u>Audio Channel Parameters</u>				
<u>Associated with Video Service</u>				
Insertion Gain		X	X	X
Amplitude/Frequency Characteristic		X	X	X
Total Harmonic Distortion & Noise			X	X
Maximum Steady-State Test Levels		X	X	X
Gain Differential Between Channels		X	X	
Phase Differential Between Channels		X	X	
Crosstalk		X	X	X
Audio-To-Video Time Differential		X	X	X

The technical specifications are described in Technical Reference
TR-NPL-000338.

* The desired parameters are selected by the customer from the list of available parameters.

ACCESS SERVICE

15. Access Service Interfaces and Transmission Specifications (Cont'd)15.2 Special Access Service (Cont'd)15.2.1 Network Channel (NC) Codes (Cont'd)(F) Technical Specifications Packages Digital Data Service

Parameter	SD Code NC Code	Package					
		D1	D2	D3	D4	D5	D6
		<u>XA</u>	<u>XB</u>	<u>XG</u>	<u>XH</u>	<u>XE</u>	<u>YN</u>
Error-Free Seconds		X	X	X	X	X	X
<u>Optional Features and Functions</u>							
Central Office Bridging Capability		X	X	X	X	X	X
PPSN Interface Transfer Arrangement			X	X	X	X	X
Transfer Arrangement		X	X	X	X	X	X

The Telephone Company will provide a channel capable of meeting a monthly average performance equal to or greater than 99.875% error-free seconds (if provided through a Digital Data hub) while the channel is in service, if it is measured through a CSU equivalent which is designed, manufactured, and maintained to conform with the specifications contained in Technical Reference PUB 62310.

Voltages which are compatible with Digital Data Service are delineated in Technical Reference PUB 62507.

(TR33)

ACCESS SERVICE

15. Access Service Interfaces and Transmission Specifications (Cont'd)15.2 Special Access Service (Cont'd)15.2.1 Network Channel (NC) Codes (Cont'd)(G) Technical Specifications Packages High Capacity Service

SD Code NC Code	Package					
	<u>HC0</u> <u>HS</u>	<u>HC1</u> <u>HC</u>	<u>HC1C</u> <u>HD</u>	<u>HC2</u> <u>HE</u>	<u>HC3</u> <u>HF</u>	<u>HC4</u> <u>HG</u>
<u>Parameters</u>						
Error-Free Seconds		X				
<u>Optional Features and Functions</u>						
Automatic Loop Transfer		X				
Central Office Multiplexing:						
DS4 to DS1						X
DS3 to DS1					X	
DS2 to DS1				X		
DS1C to DS1			X			
DS1 to Voice		X				
DS1 to DS0		X				
DS0 to Subrate*	X					
Transfer Arrangement		X				
Clear Channel Capability		X				

(N)

A channel with technical specifications package HC1 will be capable of an error-free second performance of 98.75% over a continuous 24 hour period as measured at the 1.544 Mbps rate through a CSU equivalent which is designed, manufactured, and maintained to conform with the specifications contained in Technical Reference PUB 62411.

* Available only on a channel of 1.544 Mbps facility to a Telephone Company hub.
(TR33)

ACCESS SERVICE

15. Access Service Interfaces and Transmission Specifications (Cont'd)15.2 Special Access Service (Cont'd)15.2.2 Network Channel Interface (NCI) Codes

The electrical interface with the Telephone Company for Special Access Services, is defined by an interface code. There are interface codes for both the customer designated premises and the point of termination. Three examples of NCI codes are found in 15.2 preceding.

ACCESS SERVICE

15. Access Service Interfaces and Transmission Specifications (Cont'd)15.2 Special Access Service (Cont'd)15.2.2 Network Channel Interface (NCI) Codes (Cont'd)(A) Parameter Codes and OptionsParameterCode OptionDefinition

AB -		accepts 20 Hz ringing signal at customer's point of termination	
AC -		accepts 20 Hz ringing signal at customer's end user's point of termination	
AH -		analog high capacity interface	
-	B	60 kHz to 108 kHz (12 channels)	
-	C	312 kHz to 552 kHz (60 channels)	
-	D	564 kHz to 3084 kHz (600 channels)	
CT -		Centrex Tie Trunk Termination	
CS -		digital hierarchy interface at Digital Cross Connect System (DCS)	(N)(x)(s)
-	15	1.544 Mbps (DS1) ANSI Extended Superframe (ESF) Format and B8ZS Clear Channel Capability	
-	15	1.544 Mbps (DS1) Superframe (SF) format	
-	15B	1.544 Mbps (DS1) Superframe (SF) format and B8ZS Clear Channel Capability	
-	15K	1.544 Mbps (DS1) Extended Superframe (ESF)	(N)(x)(s)
DA -		data stream in VF frequency band at customer's end user's point of termination	
DB -		data stream in VF frequency band at customer's point of termination	
-	10	VF for TG1 and TG2	
-	43	VF for 43 Telegraph Carrier type signals, TG1 and TG2	
DC -		direct current or voltage	
-	1	monitoring interface with series RC combination (McCulloh format)	
-	2	Telephone Company energized alarm channel	
-	3	Metallic facilities (DC continuity) for direct current/low frequency control signals or slow speed data (30 baud)	
DD -		DATAPHONE Select-A-Station (and TABS) interface at customer's point of termination	
DE -		DATAPHONE Select-A-Station (and TABS) interface at the customer's end user's point of termination	

(x) Filed under authority of Special Permission No. 94-1466 of the Federal Communications Commission. The designated material represents new terms and conditions for Sugar Land Telephone Company who, as a result of this filing, transfer from Sugar Land Telephone Company's Interstate F.C.C. No. 2 tariff to this tariff.

(s) Reissued material scheduled to become effective February 5, 1995 and originally filed under Transmittal No. 33.

(TR34)

ACCESS SERVICE

15. Access Service Interfaces and Transmission Specifications (Cont'd)15.2 Special Access Service (Cont'd)15.2.2 Network Channel Interface (NCI) Codes (Cont'd)(A) Parameter Codes and Options (Cont'd)Parameter (Cont'd)

<u>Code</u>	<u>Option</u>	<u>Definition</u>
DS -		digital hierarchy interface
-	15	1.544 Mbps (DS1) format per PUB 41451 plus D4
-	15E	8-bit PCM encoded in one 64 kbps of the DS1 signal
-	15F	8-bit PCM encoded in two 64 kbps of the DS1 signal
-	15G	8-bit PCM encoded in three 64 kbps of the DS1 signal
-	15H	14/11-bit PCM encoded in six 64 kbps of the S1
signal		
-	15J	1.544 Mbps format per PUB 41451
-	15K	1.544 Mbps format per PUB 41451 plus extended framing format
-	15L	1.544 Mbps (DS1) with SF signaling
-	27	274.176 Mbps (DS4)
-	27L	274.176 Mbps (DS4) with SF signaling
-	31	3.152 Mbps (DS1C)
-	31L	3.152 Mbps (DS1C) with SF signaling
-	44	44.736 Mbps (DS3)
-	44L	44.736 Mbps (DS3) with SF signaling
-	63	6.312 Mbps (DS2)
-	63L	6.312 Mbps (DS2) with SF signaling

Material previously found on this page can now be found on Original Page 15-38.1.

(TR34)

ACCESS SERVICE

15. Access Service Interfaces and Transmission Specifications (Cont'd)15.2 Special Access Service (Cont'd)15.2.2 Network Channel Interface (NCI) Codes (Cont'd)(A) Parameter Codes and Options (Cont'd)Parameter (Cont'd)

DU -		digital access interface	(M)
-	19	19.2 kbps	
-	24	2.4 kbps	
-	48	4.8 kbps	
-	56	56.0 kbps	
-	96	9.6 kbps	
-	64	64.0 kbps	(N)(x)(s)
-	A	1.544 Mbps format per PUB 41451	
-	B	1.544 Mbps format per PUB 41451 plus D4	
-	C	1.544 Mbps format per PUB 41451 plus extended framing format	
-	1KN	1.544 Mbps ANSI Extended Superframe (ESF) Format without line power	(N)(x)(s)
-	1SN	1.544 Mbps ANSI Extended Superframe (ESF) Format with B8ZS CCC and without line power	
-	AN	1.544 Mbps free-framing format w/o line power (only avail. to U.S. Govt. agencies)	
-	BN	1.544 Mbps Superframe (SF) Format w/o line power	
-	DN	1.544 Mbps Superframe (SF) Format with B8ZS Clear Channel Capabiltiy without line power	(N)(x)(s)
DX -		duplex signaling interface at customer's point of termination	
DY -		duplex signaling interface at customer's end user's point of termination	(M)

Material found on this page formerly appeared on 1st Revised Page 15-38.

- (x) Filed under authority of Special Permission No. 94-1466 of the Federal Communications Commission. The designated material represents new terms and conditions for Sugar Land Telephone Company who, as a result of this filing, transfer from Sugar Land Telephone Company's Interstate F.C.C. No. 2 tariff to this tariff.

- (s) Reissued material scheduled to become effective February 5, 1995 and originally filed under Transmittal No. 33. (TR34)

ACCESS SERVICE

15. Access Service Interfaces and Transmission Specifications (Cont'd)15.2 Special Access Service (Cont'd)15.2.2 Network Channel Interface (NCI) Codes (Cont'd)(A) Parameter Codes and Options (Cont'd)Parameter (Cont'd)

<u>Code</u>	<u>Option</u>	<u>Definition</u>
EA -	E	Type I E&M Lead Signaling. Customer at POT or customer's end user at POT originates on E Lead.
EA -	M	Type I E&M Lead Signaling. Customer at POT or customer's end user at POT originates on M Lead.
EB -	E	Type II E&M Lead Signaling. Customer at POT or customer's end user at POT originates on E Lead.
EB -	M	Type II E&M Lead Signaling. Customer at POT or customer's end user at POT originates on M Lead.
EC -		Type III E&M signaling at customer POT
EX -	A	tandem channel unit signaling for loop start or ground start and customer supplies open end (dial tone, etc.) functions.
EX -	B	tandem channel unit signaling for loop start or ground start and customer supplies closed end (dial pulsing, etc.) functions.
GO -		ground start loop signaling - open end function by customer or customer's end user
GS -		ground start loop signaling - closed end function by customer or customer's end user
IA -		E.I.A. (25 pin RS-232)
LA -		end user loop start loop signaling - Type A OPS registered port open end
LB -		end user loop start loop signaling - Type B OPS registered port open end
LC -		end user loop start loop signaling - Type C OPS registered port open end
LO -		loop start loop signaling - open end function by customer or customer's end user
LR -		20 Hz automatic ringdown interface at customer with Telephone Company provided PLAR
LS -		loop start loop signaling - closed end function by customer or customer's end user
NO -		no signaling interface, transmission only

ACCESS SERVICE

15. Access Service Interfaces and Transmission Specifications (Cont'd)15.2 Special Access Service (Cont'd)15.2.2 Network Channel Interface (NCI) Codes (Cont'd)(A) Parameter Codes and Options (Cont'd)Parameter (Cont'd)

<u>Code</u>	<u>Option</u>	<u>Definition</u>
PG -		program transmission - no dc signaling
-	1	nominal frequency from 50 to 15000 Hz
-	3	nominal frequency from 200 to 3500 Hz
-	5	nominal frequency from 100 to 5000 Hz
-	8	nominal frequency from 50 to 8000 Hz
PR		protective relaying*
RV -	0	reverse battery signaling, one way operation, originate by customer
-	T	reverse battery signaling, one way operation, terminate uncton by customer or customer's end user
SF -		single frequency signaling with VF band at either customer POT or customer's end user POT
TF -		telephotograph interface
TT -		telegraph/teletypewriter interface at either customer POT or customer's end user POT
-	2	20.0 milliamperes
-	3	3.0 milliamperes
-	6	62.5 milliamperes
TV -		television interface
-	1	combined (diplexed) video and one audio signal
-	2	combined (diplexed) video and two audio signals
-	5	video plus one (or two) audio 5 kHz signal(s) or one (or two) two wire
-	15	video plus one (or two) audio 15 kHz signal(s)

* Available only for the transmission of audio tone protective relaying signals used in the protection of electric power systems during fault conditions.

ACCESS SERVICE

15. Access Service Interfaces and Transmission Specifications (Cont'd)15.2 Special Access Service (Cont'd)15.2.2 Network Channel Interface (NCI) Codes (Cont'd)(B) Impedance

The nominal reference impedance with which the channel will be terminated for the purpose of evaluating transmission performance:

<u>Value (ohms)</u>	<u>Code(s)</u>
110	0
150	1
600	2
900	3+
135	5
75	6
124	7
Variable	8
100	9

- + For those interface codes with a 4-wire transmission path at the customer designated POT, rather than a standard 900 ohm impedance the code (3) denotes a customer provided transmission equipment termination. Such terminations were provided to customers in accordance with the F.C.C. Docket No. 20099 Settlement Agreement.

ACCESS SERVICE

15. Access Service Interfaces and Transmission Specifications (Cont'd)15.2 Special Access Service (Cont'd)15.2.2 Network Channel Interface (NCI) Codes (Cont'd)(C) Compatible Network Channel Interfaces

The following tables show the Network Channel Interface codes (NCIs) which are compatible:

(1) MetallicCompatible CIs

2DC8-1	2DC8-2
2DC8-3	2DC8-3
4DS8-	2DC8-1
4DS8-	2DC8-2

(2) Telegraph GradeCompatible CIs

2DB2-10	10IA8 2TT2-2 4TT2-2
2DB2-43*	10IA8 2TT2-2 2TT2-6 4TT2-2
2TT2-2	2TT2-2
2TT2-3	2TT2-2 4TT2-2
2TT2-6	2TT2-6 4TT2-6

Compatible CIs

4DB2-10	10IA8 2TT2-2 4TT2-2
4DB2-43*	10IA8 2TT2-6 4TT2-2
4DS8-	10IA8 2TT2-2 2TT2-6 4TT2-2 4TT2-6
4TT2-2	4TT2-2
4TT2-6	2TT2-6

* Supplemental Channel Assignment information required.

ACCESS SERVICE

15. Access Service Interfaces and Transmission Specifications (Cont'd)15.2 Special Access Service (Cont'd)15.2.2 Network Channel Interface (NCI) Codes (Cont'd)(C) Compatible Network Channel Interfaces (Cont'd)(3) Voice Grade

<u>Compatible CIs</u>		<u>Compatible CIs</u>		<u>Compatible CIs</u>	
2AB2	2AC2	2DB2	2DA2	2LR2	2LR2
2AB3	2AC2	2DB3	2DA2	2LR3	2LR2
2CT3	2DY2	2DX3	2LA2	2LS	2GS
	4DS8		2LB2		2LS
	4DX2		2LC2		4GS
	4DX3		2LO3		4LS
	4DY2		2LS2		
	4EA2-E		2LS3	2LS2	2LA2
	4EA2-M				2LB2
	4SF2	2GO2	2GS2		2LC2
	4SF3		2GS3		
	6DX2			2LS3	2LA2
	6DY2	2GO3	2GS2		2LB2
	6DY3		2GS3		2LC2
	6EA2-E				
	6EA2-M	2GS	2GS	2NO2	2DA2
	6EB2-E		2LS		2NO2
	6EB2-M		4GS		
	6EB3-E		4LS	2NO3	2NO2
	8EB2-E				2PR2
	8EB2-M	2L02	2LS2		
	8EC2		2LS3	2TF3	2TF2
	9DY2				
	9DY3	2L03	2LS2		
	9EA2		2LS3		
	9EA3				

ACCESS SERVICE

15. Access Service Interfaces and Transmission Specifications (Cont'd)15.2 Special Access Service (Cont'd)15.2.2 Network Channel Interface (NCI) Codes (Cont'd)(C) Compatible Network Channel Interfaces (Cont'd)(3) Voice Grade (Cont'd)

<u>Compatible CIs</u>		<u>Compatible CIs</u>		<u>Compatible CIs</u>	
4AB2	2AC2				
	4AB2				
	4AC2				
	4SF2				
4AB3	2AC2				
	4AC2				
	4SF2				
4AC2	2AC2				
	4AC2				
		4DS8-	2AC2	4DS8-	4DG2
			2DA2		4LR2
			2DY2		4LS2
			2GO2		4NO2
	4DA2	4DA2	2G03		4PR2
			2GS2		4RV2-T
	4DB2	2DA2	2GS3		4SF2
		2NO2	2LA2		4SF3
		2PR2	2LB2		4TF2
		4DA2	2LC2		6DA2
		4DB2	2LO2		6DY2
		4NO2	2LO3		6DY3
		4PR2	2LR2		6EA2-E
		6DA2	2LS2		6EA2-M
			2LS3		6EB2-E
	4DD3	2DE2	2NO2		6EB2-M
		4DE2	2PR2		6GS2
			2RV2-T		6LS2
			2TF2		8EB2-E
			4AC2		8EB2-M
			4DA2		9DY2
			4DE2		9DY3
			4DX2		9EA2
			4DX3		9EA3
			4DY2		
			4EA2-E		
			4EA2-M		

ACCESS SERVICE

15. Access Service Interfaces and Transmission Specifications (Cont'd)15.2 Special Access Service (Cont'd)15.2.2 Network Channel Interface (NCI) Codes (Cont'd)(C) Compatible Network Channel Interfaces (Cont'd)(3) Voice Grade (Cont'd)

<u>Compatible CIs</u>		<u>Compatible CIs</u>		<u>Compatible CIs</u>	
4DX2	2DY2	4DX2	8EB2-E	4DX3	6DY2
	2LA2		8EB2-M		6DY3
	2LB2		9DY2		6EA2-E
	2LC2		9DY3		6EA2-M
	2LO3		9EA2		6EB2-E
	2LS2		9EA3		6EB2-M
	2LS3				6LS2
	2RV2-T	4DX3	2DY2		8EB2-E
	4DX2		2LA2		8EB2-M
	4DY2		2LB2		9DY2
	4EA2-E		2LC2		9DY3
	4EA2-M		2LO3		9EA2
	4LS2		2LS2		9EA3
	4RV2-T		2LS3		
	4SF2		2RV2-T	4DY2	2DY2
	4SF3		4DX2		4DY2
	6DY2		4DX3		
	6DY3		4DY2		
	6EA2-E		4EA2-E		
	6EA2-M		4EA2-M		
	6EB2-E		4LS2		
	6EB2-M		4RV2-T		
	6LS2		4SF2		
			4SF3		

ACCESS SERVICE

15. Access Service Interfaces and Transmission Specifications (Cont'd)15.2 Special Access Service (Cont'd)15.2.2 Network Channel Interface (NCI) Codes (Cont'd)(C) Compatible Network Channel Interfaces (Cont'd)(3) Voice Grade (Cont'd)

<u>Compatible CIs</u>		<u>Compatible CIs</u>		<u>Compatible CIs</u>	
4EA2-E	2DY2	4EA3-E	2DY2	4GO2	2GO2
	4DY2		4DY2		2GO3
	4EA2-E		4EA2-E		2GS2
	4EA2-M		4EA2-M		2GS3
	4SF2		4SF2		4GS2
	6DY2		6DY2		4SF2
	6DY3		6DY3		6GS2
	6EB2-E		6EA2-E	4GO3	2GO2
	6EB2-M		6EA2-M		2GS2
	8EB2-E		6EB2-E		2GS3
	8EB2-M		6EB2-M		4GS2
	9DY2		8EB2-E		4SF2
	9DY3		8EB2-M		6GS2
4EA2-M	2DY2		9DY2	4GS	2GS
	4DY2		9DY3		2LS
	4EA2-M		9EA2		4GS
	4SF2		9EA3		4LS
	6DY2				
	6DY3				
	6EB2-E				
	6EB2-M				
	8EB2-E				
	8EB2-M				
	9DY2				
	9DY3				

ACCESS SERVICE

15. Access Service Interfaces and Transmission Specifications (Cont'd)15.2 Special Access Service (Cont'd)15.2.2 Network Channel Interface (NCI) Codes (Cont'd)(C) Compatible Network Channel Interfaces (Cont'd)(3) Voice Grade (Cont'd)

<u>Compatible CIs</u>		<u>Compatible CIs</u>		<u>Compatible CIs</u>	
4LO2	2LS2	4LS3	2LA2	4SF2	2LO3
	2LS3		2LB2		2LR2
	4LS2		2LC2		2LS2
	4SF2		2LO2		2LS3
	6LS2		2LO3		2RV2-T
4LO3		4NO2	4SF2		4AC2
	2LS2				4DY2
	2LS3		2DA2		4LS2
	4LS2		2DE2		4RV2-T
	4SF2		2NO2		4SF2
4LR2	6LS2	4RV2-0	4DA2		6DY2
			4DE2		6DY3
	2LR2		4NO2		6GS2
	4LR2		6DA2		9DY2
	4SF2				9DY3
4LR3		4SF2	2RV2-T	4SF3	2DY2
	2LR2		4RV2-T		2GO3
	4LR2		4SF2		2GS2
	4SF2				2GS3
4LS		4SF2	2AC2		2LA2
	2GS		2DY2		2LB2
	2LS		2GS2		2LC2
	4GS		2GS3		2LO3
4LS2	4LS	4SF2	2LA2		2LR2
			2LB2		
			2LC2		

ACCESS SERVICE

15. Access Service Interfaces and Transmission Specifications (Cont'd)15.2 Special Access Service (Cont'd)15.2.2 Network Channel Interface (NCI) Codes (Cont'd)(C) Compatible Network Channel Interfaces (Cont'd)(3) Voice Grade (Cont'd)

<u>Compatible CIs</u>		<u>Compatible CIs</u>		<u>Compatible CIs</u>		
4SF3	2LS2	6DA	4DA2	6DY3	2DY2	
	2LS3		6DA2		4DY2	
	2RV2-T	6DX2	2DY2		6DY2	
	4DY2				6DY3	
	4EA2-E		4DY2	6EA2-E	2AC2	
	4EA2-M		4EA2-E			
	4GS2		4EA2-M			
	4LR2		2DY2			
	4LS2		4SF2		2LA2	
	4RV2-T		6DY2		2LB2	
	4SF2		6DY3		2LC2	
	4SF3		6EA2-E		2LO3	
	6DY2		6EA2-M		2LS2	
	6DY3		6EB2-E		2LS3	
	6EB2-E		6EB2-M		2RV2-T	
	6EB2-M		8EB2-E		4AC2	
	6GS2		8EB2-M		4DY2	
	6LS2		9DY2		4EA2-E	
	9DY2		9DY3		4EA2-M	
	9DY3		9EA2		4LS2	
	9EA2		9EA3		4RV2-T	
	9EA3	6DY2	2DY2		4SF2	
4TF2	2TF2				4SF3	
	4TF2				6DY2	
					6DY3	
					6EA2-E	
					6EA2-M	

ACCESS SERVICE

15. Access Service Interfaces and Transmission Specifications (Cont'd)15.2 Special Access Service (Cont'd)15.2.2 Network Channel Interface (NCI) Codes (Cont'd)(C) Compatible Network Channel Interfaces (Cont'd)(3) Voice Grade (Cont'd)

<u>Compatible CIs</u>		<u>Compatible CIs</u>		<u>Compatible CIs</u>	
6EA2-E	6EB2-E	6EA2-M	6DY2	6EB3-E	2DY2
	6EB2-M		6DY3		4DY2
	6LS2		6EA2-M		4EA2-E
	8EB2-E		6EB2-E		4EA2-M
	8EB2-M		6EB2-M		4SF2
	9DY2		6LS2		6DY2
	9DY3		8EB2-E		6DY3
			8EB2-M		6EA2-E
6EA2-M	2AC2		9DY2		6EA2-M
	2DY2		9DY3		8EB2-E
	2LA2				8EB2-M
	2LB2	6EB2-E	2DY2		9DY2
	2LC2		4DY2		9DY3
	2LO3		4SF2		9EA2
2LS2	6DY2		6EA3		
	2LS3		6DY3		
	2RV2-T		6EB2-E	6EX2-A	2GS2
	4AC2		6EB2-M		2GS3
	4DY2		9DY2		2LS2
	4EA2-E		9DY3		2LS3
	4EA2-M				4GS2
	4LS2	6EB2-M	2DY2		4LS2
	4RV2-T		4DY2		4SF2
	4SF2		4SF2		6GS2
	4SF3		6DY2		6LS2
			6DY3		
			6EB2-M		
			9DY2		
			9DY3		

ACCESS SERVICE

15. Access Service Interfaces and Transmission Specifications (Cont'd)15.2 Special Access Service (Cont'd)15.2.2 Network Channel Interface (NCI) Codes (Cont'd)(C) Compatible Network Channel Interfaces (Cont'd)(3) Voice Grade (Cont'd)

<u>Compatible CIs</u>		<u>Compatible CIs</u>		<u>Compatible CIs</u>	
6EX2-B	2GO3	8EB2-E	2AC2	8EB2-M	2AC2
	2LA2		2DY2		2DY2
	2LB2		2LA2		2LA2
	2LC2		2LB2		2LB2
	2LO2		2LC2		2LC2
	2LO3		2LO3		2LO3
	2LR2		2LS2		2LS2
	4LR2		2LS3		2LS3
	4SF2		2RV2-T		2RV2-T
			4AC2		4AC2
6GO2	2GO2		4DY2		4DY2
	2GS2		4LS2		4LS2
	2GS3		4RV2-T		4RV2-T
	4GS2		4SF2		4SF2
	4SF2		4SF3		4SF3
	6GS2		6DY2		6DY2
6LO2			6DY3		6DY3
	2LS2		6EB2-E		6EB2-E
	2LS3		6EB2-M		6EB2-M
	4LS2		6LS2		6LS2
	4SF2		8EB2-E		8EB2-M
6LS2	6LS2		8EB2-M		9DY2
			9DY2		9DY3
	2LA2		9DY3		
	2LB2				
	2LC2				
	2LO2				
	2LO3				
	4SF2				

ACCESS SERVICE

15. Access Service Interfaces and Transmission Specifications (Cont'd)15.2 Special Access Service (Cont'd)15.2.2 Network Channel Interface (NCI) Codes (Cont'd)(C) Compatible Network Channel Interfaces (Cont'd)(3) Voice Grade (Cont'd)

<u>Compatible CIs</u>		<u>Compatible CIs</u>		<u>Compatible CIs</u>	
8EC2	2DY2	9DY2	2DY2	9EA3	2DY2
	4DY2		4DY2		4DY2
	4EA2-E		6DY2		4EA2-E
	4EA2-M		6DY3		4EA2-M
	4SF2		9DY2		6DY2
	6DY2				6DY3
	6DY3	9DY3	2DY2		6EA2-E
	6EA2-E		4DY2		6EA2-M
	6EA2-M		6DY2		6EB2-E
	6EB2-E		6DY3		6EB2-M
	6EB2-M		9DY2		8EB2-E
	8EB2-E		9DY3		8EB2-M
	8EB2-M				9DY2
	9DY2	9EA2	2DY2		9DY3
	9DY3		4DY2		9EA3
	9EA2		4EA2-E		
	9EA3		4EA2-M		
			6DY2		
			6DY3		
			6EA2-E		
			6EA2-M		
			6EB2-E		
			6EB2-M		
			8EB2-E		
			8EB2-M		
			9DY2		
			9DY3		
			9EA2		
			9EA3		

ACCESS SERVICE

15. Access Service Interfaces and Transmission Specifications (Cont'd)15.2 Special Access Service (Cont'd)15.2.2 Network Channel Interface (NCI) Codes (Cont'd)(C) Compatible Network Channel Interfaces (Cont'd)(4) Program Audio

<u>Compatible CIs</u>		<u>Compatible CIs</u>	
2PG2-1	2PG1-1 2PG2-1	4DS8-15E	2PG1-3 2PG2-3
2PG2-3	2PG1-3 2PG2-3	4DS8-15F	2PG1-5 2PG2-5
2PG2-5	2PG1-5 2PG2-5	4DS8-15G	2PG1-8 2PG2-8
2PG2-8	2PG1-8 2PG2-8	4DA8-15H	2PG1-1 2PG2-1

ACCESS SERVICE

15. Access Service Interfaces and Transmission Specifications (Cont'd)15.2 Special Access Service (Cont'd)15.2.2 Network Channel Interface (NCI) Codes (Cont'd)(C) Compatible Network Channel Interfaces (Cont'd)(5) Video

<u>Compatible CIs</u>		<u>Compatible CIs</u>	
2TV6-1	4TV6-15 4TV7-15	4TV7-5	4TV6-5 4TV7-5
2TV6-2	6TV6-15 6TV7-15	4TV7-15	4TV6-15 4TV7-15
2TV7-1	4TV6-15 4TV7-15	6TV6-5	6TV6-5 6TV7-5
2TV7-2	6TV6-15 6TV7-15	6TV6-15	6TV6-15 6TV7-15
4TV6-5	4TV6-5 4TV7-5	6TV7-5	6TV6-5 6TV7-5
4TV6-15	4TV6-15 4TV7-15	6TV7-15	6TV6-15 6TV7-15

ACCESS SERVICE

15. Access Service Interfaces and Transmission Specifications (Cont'd)15.2 Special Access Service (Cont'd)15.2.2 Network Channel Interface (NCI) Codes (Cont'd)(C) Compatible Network Channel Interfaces (Cont'd)(6) Digital Data

<u>Compatible CIs</u>		<u>Compatible CIs</u>		<u>Compatible CIs</u>	
4DS8-15	4DS8-15+	4DU5-19	4DU5-19	6DU5-19	6DU5-19
	4DU5-19	4DU5-24	4DU5-24	6DU5-24	6DU5-24
	4DU5-24				
	4DU5-48				
	4DU5-56	4DU5-48	4DU5-48	6DU5-48	6DU5-48
	4DU5-96				
	6DU5-24	4DU5-96	4DU5-96	6DU5-56	6DU5-56
	6DU5-48				
	6DU5-96	4DU8-56	4DU5-56	6DU5-96	6DU5-96

+ Available only as a cross connect of two digital channels at appropriate digital speeds at a Telephone Company hub.

ACCESS SERVICE

15. Access Service Interfaces and Transmission Specifications (Cont'd)15.2 Special Access Service (Cont'd)15.2.2 Network Channel Interface (NCI) Codes (Cont'd)(C) Compatible Network Channel Interfaces (Cont'd)(7) High Capacity

<u>Compatible CIs</u>		<u>Compatible CIs</u>	
4DS0-63	4DS0-63 4DU8-A,B or C 6DU8-A,B or C	4DS8-15J	4DU8-A 6DU8-A
4DS6-27	4DS6-27 4DU8-A,B or C 6DU8-A,B or C	4DS8-15K	4DU8-B 4DU8-C 6DU8-B 6DU8-C
4DS6-44	4DS6-44 4DU8-A,B or C 6DU8-A,B or C	4DS8-31	4DS8-31 4DU8-A,B or C 6DU8-A,B or C
4DS8-15	4DS8-15+ 4DU8-B 6DU8-8	4DU8-A,B or C	4DU8-A,B or C

(8) Synchronous Optical Channel Service

<u>Compatible CIs</u>		<u>Compatible CIs</u>	
4DS9-1S	4DU9-1S	2SOF-A	2SOF-A
4DS9-1K	4DU9-1K	2SOF-B	2SOF-B
		2SOF-C	2SOF-C
		2SOF-D	2SOF-D
		2SOF-E	2SOF-E
		2SOF-F	2SOF-F

(N)

(N)

+ Available only as a cross connect of two individual channels of 1.544 Mbps facilities at a Telephone Company hub.

(TR100)

ACCESS SERVICE

16. RESERVED FOR FUTURE USE

ACCESS SERVICE

17. Rates and Charges17.1 Common Line Access Service17.1.1 Carrier Common Line Access Service

Regulations concerning Carrier Common Line Access are set forth in Section 3 preceding.

Premium Access

- Applied per Premium Access Minute

<u>Filing Entity</u>	<u>Originating Rate</u>	<u>Terminating Rate</u>	
ALLTEL GA. Communications Corp.	\$0.0000	\$0.0000	(R) (R)
Georgia ALLTEL Telecom, Inc.	\$0.0000	\$0.0000	(R) (R)

Non-Premium Access

- Applied per Non-Premium Access Minute

<u>Filing Entity</u>	<u>Originating Rate</u>	<u>Terminating Rate</u>	
ALLTEL GA. Communications Corp.	\$0.0000	\$0.0000	(R) (R)
Georgia ALLTEL Telecom, Inc.	\$0.0000	\$0.0000	(R) (R)

(TR125)

Issued: June 16, 2003

Effective: July 1, 2003

One Allied Drive
Little Rock, Arkansas 72203

ACCESS SERVICE

17. Rates and Charges (Cont'd)17.1 Common Line Access Service (Cont'd)17.1.2 End User Access Service

Regulations concerning End User Access Service are set forth in 4.6 preceding.

(A) End User Common Line (EUCL) - Residence & Single Line Business

- Individual line or trunk, each

<u>Filing Entity</u>	<u>Rate</u>	
ALLTEL Carolina, Inc.	\$ 6.50	
ALLTEL Florida	\$ 6.50	
ALLTEL GA. Communications Corp.	\$ 6.50	
Georgia ALLTEL Telecom, Inc.	\$ 6.50	
ALLTEL Kentucky	\$ 5.74	(R)
ALLTEL New York, Inc. - Fulton	\$ 6.50	(I)
ALLTEL New York, Inc. - Jamestown	\$ 6.50	(I)
ALLTEL New York, Inc. - Red Jacket	\$ 6.50	(I)
Oklahoma ALLTEL, Inc.	\$ 6.50	
ALLTEL Pennsylvania	\$ 6.45	(I)
Sugar Land Telephone	\$ 6.16	(I)
ALLTEL Georgia	\$ 6.50	
ALLTEL Mississippi	\$ 6.50	
ALLTEL Missouri	\$ 6.50	
ALLTEL Oklahoma	\$ 6.50	
ALLTEL South Carolina	\$ 6.50	
Western Reserve	\$ 6.40	(I)
ALLTEL Alabama	\$ 6.50	
Texas ALLTEL	\$ 6.50	
ALLTEL Arkansas	\$ 6.50	
ALLTEL Ohio	\$ 6.50	(I)

(TR138)

Issued: June 16, 2004

Effective: July 1, 2004

One Allied Drive
Little Rock, Arkansas 72203

ACCESS SERVICE

17. Rates and Charges (Cont'd)
- 17.1 Common Line Access Service (Cont'd)
- 17.1.2 End User Access Service (Cont'd)

Regulations concerning End User Access Service are set forth in 4.6 preceding.

(B) End User Common Line (EUCL) - Multiline Business

- Individual line or trunk, each

<u>Filing Entity</u>	<u>Rate</u>	
ALLTEL Carolina, Inc.	\$ 6.89	(R)
ALLTEL Florida	\$ 7.31	(R)
ALLTEL GA. Communications Corp.	\$ 8.64	(I)
Georgia ALLTEL Telecom, Inc.	\$ 8.64	(I)
ALLTEL Kentucky	\$ 5.74	(R)
ALLTEL New York, Inc. - Fulton	\$ 6.68	(I)
ALLTEL New York, Inc. - Jamestown	\$ 6.68	(I)
ALLTEL New York, Inc. - Red Jacket	\$ 6.68	(I)
Oklahoma ALLTEL, Inc.	\$ 9.20	
ALLTEL Pennsylvania	\$ 6.45	(I)
Sugar Land Telephone	\$ 6.16	(I)
ALLTEL Georgia	\$ 8.64	(I)
ALLTEL Mississippi	\$ 8.86	(R)
ALLTEL Missouri	\$ 8.87	(I)
ALLTEL Oklahoma	\$ 9.20	
ALLTEL South Carolina	\$ 7.66	(I)
Western Reserve	\$ 6.40	(I)
ALLTEL Alabama	\$ 9.20	(I)
Texas ALLTEL	\$ 8.68	(I)
ALLTEL Arkansas	\$ 8.40	(R)
ALLTEL Ohio	\$ 6.76	(I)

(TR138)

ACCESS SERVICE

17. Rates and Charges (Cont'd)17.1 Common Line Access Service (Cont'd)17.1.3 Lifeline Assistance Plan Jurisdictions

As set forth in 4.6.8(B) preceding, in the following jurisdictions, the End User Common Line Charge shall be reduced by the amount indicated in lifeline assistance plans ordered by the respective state utility commissions and approved by the FCC:

<u>State</u>	<u>Issuing Carrier</u>	<u>Reduction</u>	<u>Remarks</u>
Florida	ALLTEL Florida, Inc	100%	
North Carolina	ALLTEL Carolina, Inc	100%	
Ohio	Western Reserve	100%	
Texas	Sugar Land	100%	
New York	ALLTEL NY, Inc. - Fulton	100%	
New York	ALLTEL NY, Inc. - Jamestown	100%	
New York	ALLTEL NY, Inc. - Red Jacket	100%	
Georgia	ALLTEL Georgia, Inc.	100%	
Georgia	ALLTEL Georgia Communications, Inc.	100%	
Georgia	Georgia ALLTEL Telecom, Inc.	100%	
Alabama	ALLTEL Alabama, Inc.	100%	
Texas	Texas ALLTEL, Inc	100%	
Arkansas	ALLTEL Arkansas, Inc.	100%	
Ohio	ALLTEL Ohio, Inc	100%	

(N)

(TR95)

ACCESS SERVICE

17. Rates and Charges (Cont'd)17.1 Common Line Access Service (Cont'd)17.1.4 Federal Universal Service FeePercentage

- Revenue Surcharge Factor		
(A) Residential & Single Line Business	11.1%	(I)
(B) Multiline Business		
- ALLTEL GA. Communications Corp.	25.9%	(I)
- Georgia ALLTEL Telecom, Inc.	25.6%	(I)
(C) Centrex		
- ALLTEL GA. Communications Corp.	2.9%	(C)(I)
- Georgia ALLTEL Telecom, Inc.	2.8%	(C)(I)

Rate Per
Month17.1.5 End User ISDN Port Charges

- Rate per PRI	\$18.18
- Rate per BRI	\$ 1.20

(TR149)

Issued: March 17, 2005

Effective: April 1, 2005

One Allied Drive
Little Rock, Arkansas 72203

ACCESS SERVICE

17. Rates and Charges (Cont'd)17.2 Switched Access Service17.2.1 Nonrecurring Charges

(A) Local Transport - Installation Per Entrance Facility

Regulations concerning Local Transport-Installation are set forth in 6.4.1(B)(1) preceding.

<u>Filing Entity</u>	<u>Voice Grade</u>		
	<u>Two Wire</u>	<u>Four Wire</u>	
ALLTEL Carolina, Inc.	\$215.00	\$215.00	(R) (R)
ALLTEL Florida	\$215.00	\$215.00	
ALLTEL GA. Communications Corp.	\$215.00	\$215.00	
Georgia ALLTEL Telecom, Inc.	\$215.00	\$215.00	
ALLTEL Kentucky	\$215.00	\$215.00	
ALLTEL New York, Inc. - Fulton	\$215.00	\$215.00	
ALLTEL New York, Inc. - Jamestown	\$215.00	\$215.00	
ALLTEL New York, Inc. - Red Jacket	\$215.00	\$215.00	
Oklahoma ALLTEL, Inc.	\$215.00	\$215.00	
ALLTEL Pennsylvania	\$215.00	\$215.00	
Sugar Land Telephone	\$215.00	\$215.00	
ALLTEL Georgia	\$215.00	\$215.00	
ALLTEL Mississippi	\$215.00	\$215.00	
ALLTEL Missouri	\$215.00	\$215.00	
ALLTEL Oklahoma	\$215.00	\$215.00	
ALLTEL South Carolina	\$215.00	\$215.00	
Western Reserve	\$215.00	\$215.00	
ALLTEL Alabama	\$215.00	\$215.00	
Texas ALLTEL	\$215.00	\$215.00	
ALLTEL Arkansas	\$215.00	\$215.00	(R) (R)

(TR105)

ACCESS SERVICE

17. Rates and Charges (Cont'd)17.2 Switched Access Service17.2.1 Nonrecurring Charges

(A) Local Transport - Installation Per Entrance Facility

Regulations concerning Local Transport-Installation are set forth in 6.4.1(B)(1) preceding.

<u>Filing Entity</u>	<u>High Capacity</u>		
	<u>DS1</u>	<u>DS3</u>	
ALLTEL Carolina, Inc.	\$303.00	\$333.00	(R) (R)
ALLTEL Florida	\$303.00	\$333.00	
ALLTEL GA. Communications Corp.	\$303.00	\$333.00	
Georgia ALLTEL Telecom, Inc.	\$303.00	\$333.00	
ALLTEL Kentucky	\$303.00	\$333.00	
ALLTEL New York, Inc. - Fulton	\$303.00	\$333.00	
ALLTEL New York, Inc. - Jamestown	\$303.00	\$333.00	
ALLTEL New York, Inc. - Red Jacket	\$303.00	\$333.00	
Oklahoma ALLTEL, Inc.	\$303.00	\$333.00	
ALLTEL Pennsylvania	\$303.00	\$333.00	
Sugar Land Telephone	\$303.00	\$333.00	
ALLTEL Georgia	\$303.00	\$333.00	
ALLTEL Mississippi	\$303.00	\$333.00	
ALLTEL Missouri	\$303.00	\$333.00	
ALLTEL Oklahoma	\$303.00	\$333.00	
ALLTEL South Carolina	\$303.00	\$333.00	
Western Reserve	\$303.00	\$333.00	
ALLTEL Alabama	\$303.00	\$333.00	
Texas ALLTEL	\$303.00	\$333.00	
ALLTEL Arkansas	\$303.00	\$333.00	(R) (R)

(TR105)

Issued: June 17, 2002

Effective: July 2, 2002

One Allied Drive
Little Rock, Arkansas 72203

ACCESS SERVICE

17. Rates and Charges (Cont'd) (N)17.2 Switched Access Service (Cont'd)17.2.1 Nonrecurring Charges (Cont'd)

(A) Local Transport - Installation Per Entrance Facility (Cont'd)

Regulations concerning Local Transport-Installation are
set forth in 6.4.1(B)(1) preceding.

Synchronous Optical Channel

<u>Filing Entity</u>	<u>OC3</u>	<u>OC12</u>
ALLTEL Carolina, Inc.	\$550.00	\$550.00
ALLTEL Florida	\$550.00	\$550.00
ALLTEL GA. Communications Corp.	\$550.00	\$550.00
Georgia ALLTEL Telecom, Inc.	\$550.00	\$550.00
ALLTEL Kentucky	\$550.00	\$550.00
ALLTEL New York, Inc. - Fulton	\$550.00	\$550.00
ALLTEL New York, Inc. - Jamestown	\$550.00	\$550.00
ALLTEL New York, Inc. - Red Jacket	\$550.00	\$550.00
Oklahoma ALLTEL, Inc.	\$550.00	\$550.00
ALLTEL Pennsylvania	\$550.00	\$550.00
Sugar Land Telephone	\$550.00	\$550.00
ALLTEL Georgia	\$550.00	\$550.00
ALLTEL Mississippi	\$550.00	\$550.00
ALLTEL Missouri	\$550.00	\$550.00
ALLTEL Oklahoma	\$550.00	\$550.00
ALLTEL South Carolina	\$550.00	\$550.00
Western Reserve	\$550.00	\$550.00
ALLTEL Alabama	\$550.00	\$550.00
Texas ALLTEL	\$550.00	\$550.00
ALLTEL Arkansas	\$550.00	\$550.00

(N)

(TR100)

ACCESS SERVICE

17. Rates and Charges (Cont'd)
- 17.2 Switched Access Service (Cont'd)
- 17.2.1 Nonrecurring Charges (Cont'd)

(B) Directory Access Installation Charge per Trunk

Reserved for Future Use

(C) Interim NXX Translation
- Per Order

<u>Filing Entity</u>	<u>Charge</u>	<u>Tariff Reference</u>
ALLTEL Carolina, Inc.	\$68.00	6.10.1
ALLTEL Florida	\$68.00	6.10.1
ALLTEL GA. Communications Corp.	\$68.00	6.10.1
Georgia ALLTEL Telecom, Inc.	\$68.00	6.10.1
ALLTEL Kentucky	\$68.00	6.10.1
ALLTEL New York, Inc. - Fulton	\$68.00	6.10.1
ALLTEL New York, Inc. - Jamestown	\$68.00	6.10.1
ALLTEL New York, Inc. - Red Jacket	\$68.00	6.10.1
Oklahoma ALLTEL, Inc.	\$68.00	6.10.1
ALLTEL Pennsylvania	\$68.00	6.10.1
Sugar Land Telephone	\$68.00	6.10.1
ALLTEL Georgia	\$68.00	6.10.1
ALLTEL Mississippi	\$68.00	6.10.1
ALLTEL Missouri	\$68.00	6.10.1
ALLTEL Oklahoma	\$68.00	6.10.1
ALLTEL South Carolina	\$68.00	6.10.1
Western Reserve	\$68.00	6.10.1
ALLTEL Alabama	\$68.00	6.10.1
Texas ALLTEL	\$68.00	6.10.1
ALLTEL Arkansas	\$68.00	6.10.1

(R)

(R)

(TR105)

Issued: June 17, 2002

Effective: July 2, 2002

One Allied Drive
Little Rock, Arkansas 72203

ACCESS SERVICE

17. Rates and Charges (Cont'd)17.2 Switched Access Service (Cont'd)17.2.1 Nonrecurring Charges (Cont'd)(D) Flexible Automatic Number Identification (Flex ANI)

Rates will be effective May 1, 1998 through April 30, 1999, as described in Section 6.10.3.

<u>Filing Entity</u>	<u>Charge</u>	<u>Tariff Reference</u>
ALLTEL Carolina, Inc.	\$0.45	6.10.3
ALLTEL Florida	\$0.61	6.10.3
ALLTEL GA. Communications Corp.	\$0.49	6.10.3
Georgia ALLTEL Telecom, Inc.	\$0.49	6.10.3
ALLTEL Kentucky	\$0.26	6.10.3
ALLTEL New York, Inc. - Fulton	\$0.55	6.10.3
ALLTEL New York, Inc. - Jamestown	\$0.55	6.10.3
ALLTEL New York, Inc. - Red Jacket	\$0.55	6.10.3
Oklahoma ALLTEL, Inc.	\$3.67	6.10.3
ALLTEL Pennsylvania	\$0.86	6.10.3
Sugar Land Telephone	\$0.83	6.10.3
ALLTEL Georgia	\$0.49	6.10.3
ALLTEL Mississippi	\$0.62	6.10.3
ALLTEL Missouri	\$2.88	6.10.3
ALLTEL Oklahoma	\$3.67	6.10.3
ALLTEL South Carolina	\$0.37	6.10.3
Western Reserve	\$0.57	6.10.3
ALLTEL Alabama	\$0.84	6.10.3
Texas ALLTEL	\$2.67	6.10.3
ALLTEL Arkansas	\$0.00	6.10.3

(N)

(TR105)

ACCESS SERVICE

17. Rates and Charges (Cont'd)17.2 Switched Access Service (Cont'd)17.2.2 Local Transport(A) Local Transport

Regulations concerning Local Transport are set forth in 6.1.3(A) preceding.

Premium AccessEntrance Facility Per Termination, per monthVoice Grade

<u>Filing Entity</u>	<u>Two Wire</u>	<u>Four Wire</u>		
ALLTEL Carolina, Inc.	\$ 16.69	\$ 26.71	(R)	(R)
ALLTEL Florida	\$ 12.97	\$ 20.75	(R)	(R)
ALLTEL GA. Communications Corp.	\$ 16.06	\$ 25.69	(I)	(I)
Georgia ALLTEL Telecom, Inc.	\$ 16.06	\$ 25.69	(I)	(I)
ALLTEL Kentucky	\$ 32.61	\$ 52.17	(I)	(I)
ALLTEL New York, Inc. - Fulton	\$ 18.91	\$ 30.25	(R)	(R)
ALLTEL New York, Inc. - Jamestown	\$ 18.91	\$ 30.25	(R)	(R)
ALLTEL New York, Inc. - Red Jacket	\$ 18.91	\$ 30.25	(R)	(R)
Oklahoma ALLTEL, Inc.	\$ 16.07	\$ 25.71	(R)	(R)
ALLTEL Pennsylvania	\$ 18.13	\$ 29.01	(I)	(I)
Sugar Land Telephone	\$ 19.41	\$ 31.06	(R)	(R)
ALLTEL Georgia	\$ 16.06	\$ 25.69	(I)	(I)
ALLTEL Mississippi	\$ 17.99	\$ 28.78	(I)	(I)
ALLTEL Missouri	\$ 10.75	\$ 17.20	(R)	(R)
ALLTEL Oklahoma	\$ 16.07	\$ 25.71	(R)	(R)
ALLTEL South Carolina	\$ 13.64	\$ 21.82	(R)	(R)
Western Reserve	\$ 11.27	\$ 18.03	(R)	(R)
ALLTEL Alabama	\$ 16.25	\$ 26.01	(I)	(I)
Texas ALLTEL	\$ 23.61	\$ 37.78	(R)	(R)
ALLTEL Arkansas	\$ 13.65	\$ 21.84	(R)	(R)

(TR138)

ACCESS SERVICE

17. Rates and Charges (Cont'd)17.2 Switched Access Service (Cont'd)17.2.2 Local Transport(A) Local Transport (Cont'd)Premium Access (Cont'd)Entrance Facility Per Termination, per month (Cont'd)

<u>Filing Entity</u>	<u>High Capacity</u>			
	<u>DS1</u>	<u>DS3</u>		
ALLTEL Carolina, Inc.	\$ 100.69	\$ 1773.91	(R)	(R)
ALLTEL Florida	\$ 78.23	\$ 1378.27	(R)	(R)
ALLTEL GA. Communications Corp.	\$ 96.85	\$ 1706.14	(I)	(I)
Georgia ALLTEL Telecom, Inc.	\$ 96.85	\$ 1706.14	(I)	(I)
ALLTEL Kentucky	\$ 196.69	\$ 3465.17	(I)	(I)
ALLTEL New York, Inc. - Fulton	\$ 176.82	\$ 1874.61	(R)	(R)
ALLTEL New York, Inc. - Jamestown	\$ 176.82	\$ 1874.61	(R)	(R)
ALLTEL New York, Inc. - Red Jacket	\$ 176.82	\$ 1874.61	(R)	(R)
Oklahoma ALLTEL, Inc.	\$ 96.92	\$ 1707.42	(R)	(R)
ALLTEL Pennsylvania	\$ 130.08	\$ 1210.60	(I)	(I)
Sugar Land Telephone	\$ 117.10	\$ 2063.00	(R)	(R)
ALLTEL Georgia	\$ 96.85	\$ 1706.14	(I)	(I)
ALLTEL Mississippi	\$ 108.51	\$ 1911.57	(I)	(I)
ALLTEL Missouri	\$ 85.46	\$ 885.29	(R)	(R)
ALLTEL Oklahoma	\$ 96.92	\$ 1707.42	(R)	(R)
ALLTEL South Carolina	\$ 82.27	\$ 1449.41	(R)	(R)
Western Reserve	\$ 111.43	\$ 1761.79	(R)	(R)
ALLTEL Alabama	\$ 98.04	\$ 1727.19	(I)	(I)
Texas ALLTEL	\$ 142.42	\$ 2509.12	(R)	(R)
ALLTEL Arkansas	\$ 108.49	\$ 1123.78	(R)	(R)

(TR138)

ACCESS SERVICE

17. Rates and Charges (Cont'd)17.2 Switched Access Service (Cont'd)17.2.2 Local Transport(A) Local Transport (Cont'd)Premium Access (Cont'd)Entrance Facility Per Termination, per month (Cont'd)Synchronous Optical Channel

<u>Filing Entity</u>	<u>OC3</u>	<u>OC12</u>		
ALLTEL Carolina, Inc.	\$ 1402.23	\$ 1569.16	(R)	(R)
ALLTEL Florida	\$ 1271.08	\$ 1426.72	(R)	(R)
ALLTEL GA. Communications Corp.	\$ 2087.22	\$ 2488.61	(I)	(I)
Georgia ALLTEL Telecom, Inc.	\$ 2087.22	\$ 2488.61	(I)	(I)
ALLTEL Kentucky	\$ 2771.74	\$ 3097.83	(I)	(I)
ALLTEL New York, Inc. - Fulton	\$ 1455.69	\$ 1701.46	(R)	(R)
ALLTEL New York, Inc. - Jamestown	\$ 1455.69	\$ 1701.46	(R)	(R)
ALLTEL New York, Inc. - Red Jacket	\$ 1455.69	\$ 1701.46	(R)	(R)
Oklahoma ALLTEL, Inc.	\$ 1237.21	\$ 1446.08	(R)	(R)
ALLTEL Pennsylvania	\$ 1667.97	\$ 1831.14	(I)	(I)
Sugar Land Telephone	\$ 1456.03	\$ 1650.17	(R)	(R)
ALLTEL Georgia	\$ 2087.22	\$ 2488.61	(I)	(I)
ALLTEL Mississippi	\$ 1529.04	\$ 1708.92	(I)	(I)
ALLTEL Missouri	\$ 935.32	\$ 1053.58	(R)	(R)
ALLTEL Oklahoma	\$ 1237.21	\$ 1446.08	(R)	(R)
ALLTEL South Carolina	\$ 1159.36	\$ 1295.76	(R)	(R)
Western Reserve	\$ 1295.67	\$ 1521.00	(R)	(R)
ALLTEL Alabama	\$ 2112.97	\$ 2519.31	(I)	(I)
Texas ALLTEL	\$ 1770.89	\$ 2007.01	(R)	(R)
ALLTEL Arkansas	\$ 1774.10	\$ 2115.27	(R)	(R)

(TR138)

ACCESS SERVICE

17. Rates and Charges (Cont'd)
- 17.2 Switched Access Service (Cont'd)
- 17.2.2 Local Transport
- (A) Local Transport (Cont'd)
- Premium Access (Cont'd)
- Direct Trunked Transport (Cont'd)

Voice Grade

<u>Filing Entity</u>	<u>Direct Trunked Facility per Mile</u>	<u>Direct Trunked Termination per Termination</u>		
ALLTEL Carolina, Inc.	\$ 0.93	\$ 12.52	(R)	
ALLTEL Florida	\$ 0.72	\$ 9.73	(R)	(R)
ALLTEL GA. Communications Corp.	\$ 0.89	\$ 12.04	(I)	(I)
Georgia ALLTEL Telecom, Inc.	\$ 0.89	\$ 12.04	(I)	(I)
ALLTEL Kentucky	\$ 1.81	\$ 24.46	(I)	(I)
ALLTEL New York, Inc. - Fulton	\$ 2.41	\$ 20.69	(R)	(R)
ALLTEL New York, Inc. - Jamestown	\$ 2.41	\$ 20.69	(R)	(R)
ALLTEL New York, Inc. - Red Jacket	\$ 2.41	\$ 20.69	(R)	(R)
Oklahoma ALLTEL, Inc.	\$ 0.72	\$ 11.22	(R)	(R)
ALLTEL Pennsylvania	\$ 1.01	\$ 13.60	(I)	(I)
Sugar Land Telephone	\$ 1.08	\$ 14.56	(R)	(R)
ALLTEL Georgia	\$ 0.89	\$ 12.04	(I)	(I)
ALLTEL Mississippi	\$ 1.00	\$ 13.49	(I)	(I)
ALLTEL Missouri	\$ 0.48	\$ 7.51	(R)	(R)
ALLTEL Oklahoma	\$ 0.72	\$ 11.22	(R)	(R)
ALLTEL South Carolina	\$ 0.76	\$ 10.23	(R)	(R)
Western Reserve	\$ 0.17	\$ 6.38	(R)	(R)
ALLTEL Alabama	\$ 0.90	\$ 12.19	(I)	(I)
Texas ALLTEL	\$ 1.06	\$ 16.49	(R)	(R)
ALLTEL Arkansas	\$ 0.61	\$ 9.53	(R)	(R)

(TR138)

ACCESS SERVICE

17. Rates and Charges (Cont'd)17.2 Switched Access Service (Cont'd)17.2.2 Local Transport(A) Local Transport (Cont'd)Premium Access (Cont'd)Direct Trunked Transport (Cont'd)

High Capacity DS1

<u>Filing Entity</u>	<u>Direct Trunked Facility per Mile</u>	<u>Direct Trunked Termination per Termination</u>		
ALLTEL Carolina, Inc.	\$ 18.07	\$ 55.03	(R)	(R)
ALLTEL Florida	\$ 9.01	\$ 24.63	(R)	(R)
ALLTEL GA. Communications Corp.	\$ 11.15	\$ 30.49	(I)	(I)
Georgia ALLTEL Telecom, Inc.	\$ 11.15	\$ 30.49	(I)	(I)
ALLTEL Kentucky	\$ 35.30	\$ 107.50	(I)	(I)
ALLTEL New York, Inc. - Fulton	\$ 17.67	\$ 39.09	(R)	(R)
ALLTEL New York, Inc. - Jamestown	\$ 17.67	\$ 39.09	(R)	(R)
ALLTEL New York, Inc. - Red Jacket	\$ 17.67	\$ 39.09	(R)	(R)
Oklahoma ALLTEL, Inc.	\$ 11.16	\$ 30.51	(R)	(R)
ALLTEL Pennsylvania	\$ 12.11	\$ 47.30	(I)	(I)
Sugar Land Telephone	\$ 13.48	\$ 36.87	(R)	(R)
ALLTEL Georgia	\$ 11.15	\$ 30.49	(I)	(I)
ALLTEL Mississippi	\$ 19.47	\$ 59.30	(I)	(I)
ALLTEL Missouri	\$ 7.22	\$ 28.49	(R)	(R)
ALLTEL Oklahoma	\$ 11.16	\$ 30.51	(R)	(R)
ALLTEL South Carolina	\$ 14.77	\$ 44.97	(R)	(R)
Western Reserve	\$ 15.77	\$ 49.57	(R)	(R)
ALLTEL Alabama	\$ 17.60	\$ 53.58	(I)	(I)
Texas ALLTEL	\$ 16.40	\$ 44.84	(R)	(R)
ALLTEL Arkansas	\$ 9.17	\$ 36.16	(R)	(R)

(TR138)

ACCESS SERVICE

17. Rates and Charges (Cont'd)17.2 Switched Access Service (Cont'd)17.2.2 Local Transport(A) Local Transport (Cont'd)Premium Access (Cont'd)Direct Trunked Transport (Cont'd)

High Capacity DS3

<u>Filing Entity</u>	<u>Direct Trunked Facility per Mile</u>	<u>Direct Trunked Termination per Termination</u>		
ALLTEL Carolina, Inc.	\$ 73.45	\$ 607.03	(R)	(R)
ALLTEL Florida	\$ 27.02	\$ 471.65	(R)	(R)
ALLTEL GA. Communications Corp.	\$ 33.45	\$ 528.09	(I)	(I)
Georgia ALLTEL Telecom, Inc.	\$ 33.45	\$ 528.09	(I)	(I)
ALLTEL Kentucky	\$ 143.48	\$ 1185.78	(I)	(I)
ALLTEL New York, Inc. - Fulton	\$ 82.65	\$ 883.64	(R)	(R)
ALLTEL New York, Inc. - Jamestown	\$ 82.65	\$ 883.64	(R)	(R)
ALLTEL New York, Inc. - Red Jacket	\$ 82.65	\$ 883.64	(R)	(R)
Oklahoma ALLTEL, Inc.	\$ 33.47	\$ 528.49	(R)	(R)
ALLTEL Pennsylvania	\$ 79.27	\$ 847.42	(I)	(I)
Sugar Land Telephone	\$ 40.45	\$ 638.55	(R)	(R)
ALLTEL Georgia	\$ 33.45	\$ 528.09	(I)	(I)
ALLTEL Mississippi	\$ 79.15	\$ 654.14	(I)	(I)
ALLTEL Missouri	\$ 47.30	\$ 390.94	(R)	(R)
ALLTEL Oklahoma	\$ 33.47	\$ 528.49	(R)	(R)
ALLTEL South Carolina	\$ 60.01	\$ 495.99	(R)	(R)
Western Reserve	\$ 53.19	\$ 526.61	(R)	(R)
ALLTEL Alabama	\$ 71.52	\$ 591.05	(I)	(I)
Texas ALLTEL	\$ 49.19	\$ 776.63	(R)	(R)
ALLTEL Arkansas	\$ 60.05	\$ 496.26	(R)	(R)

(TR138)

ACCESS SERVICE

17. Rates and Charges (Cont'd)
- 17.2 Switched Access Service (Cont'd)
- 17.2.2 Local Transport
- (A) Local Transport (Cont'd)
- Premium Access (Cont'd)
- Direct Trunked Transport (Cont'd)

Synchronous Optical Channel OC3

<u>Filing Entity</u>	<u>Direct Trunked Facility per Mile</u>	<u>Direct Trunked Termination per Termination</u>		
ALLTEL Carolina, Inc.	\$ 100.16	\$ 1068.37	(R)	(R)
ALLTEL Florida	\$ 103.76	\$ 972.76	(R)	(R)
ALLTEL GA. Communications Corp.	\$ 192.67	\$ 1589.50	(I)	(I)
Georgia ALLTEL Telecom, Inc.	\$ 192.67	\$ 1589.50	(I)	(I)
ALLTEL Kentucky	\$ 228.26	\$ 2119.57	(I)	(I)
ALLTEL New York, Inc. - Fulton	\$ 132.34	\$ 1115.40	(R)	(R)
ALLTEL New York, Inc. - Jamestown	\$ 132.34	\$ 1115.40	(R)	(R)
ALLTEL New York, Inc. - Red Jacket	\$ 132.34	\$ 1115.40	(R)	(R)
Oklahoma ALLTEL, Inc.	\$ 112.47	\$ 947.99	(R)	(R)
ALLTEL Pennsylvania	\$ 145.04	\$ 1196.59	(I)	(I)
Sugar Land Telephone	\$ 116.48	\$ 970.69	(R)	(R)
ALLTEL Georgia	\$ 192.67	\$ 1589.50	(I)	(I)
ALLTEL Mississippi	\$ 125.92	\$ 1169.26	(I)	(I)
ALLTEL Missouri	\$ 75.26	\$ 666.55	(R)	(R)
ALLTEL Oklahoma	\$ 112.47	\$ 947.99	(R)	(R)
ALLTEL South Carolina	\$ 95.48	\$ 886.57	(R)	(R)
Western Reserve	\$ 101.40	\$ 901.33	(R)	(R)
ALLTEL Alabama	\$ 195.04	\$ 1625.36	(I)	(I)
Texas ALLTEL	\$ 141.67	\$ 1298.65	(R)	(R)
ALLTEL Arkansas	\$ 163.76	\$ 1351.04	(R)	(R)

(TR138)

ACCESS SERVICE

17. Rates and Charges (Cont'd)
- 17.2 Switched Access Service (Cont'd)
- 17.2.2 Local Transport
- (A) Local Transport (Cont'd)
- Premium Access (Cont'd)
- Direct Trunked Transport (Cont'd)

Synchronous Optical Channel OC12

<u>Filing Entity</u>	<u>Direct Trunked Facility per Mile</u>	<u>Direct Trunked Termination per Termination</u>		
ALLTEL Carolina, Inc.	\$ 166.93	\$ 1235.30	(R)	(R)
ALLTEL Florida	\$ 168.61	\$ 1102.46	(R)	(R)
ALLTEL GA. Communications Corp.	\$ 289.00	\$ 1846.38	(I)	(I)
Georgia ALLTEL Telecom, Inc.	\$ 289.00	\$ 1846.38	(I)	(I)
ALLTEL Kentucky	\$ 358.70	\$ 2445.65	(I)	(I)
ALLTEL New York, Inc. - Fulton	\$ 189.05	\$ 1323.36	(R)	(R)
ALLTEL New York, Inc. - Jamestown	\$ 189.05	\$ 1323.36	(R)	(R)
ALLTEL New York, Inc. - Red Jacket	\$ 189.05	\$ 1323.36	(R)	(R)
Oklahoma ALLTEL, Inc.	\$ 160.68	\$ 1124.73	(R)	(R)
ALLTEL Pennsylvania	\$ 235.69	\$ 1722.36	(I)	(I)
Sugar Land Telephone	\$ 165.02	\$ 1087.17	(R)	(R)
ALLTEL Georgia	\$ 289.00	\$ 1846.38	(I)	(I)
ALLTEL Mississippi	\$ 197.88	\$ 1349.15	(I)	(I)
ALLTEL Missouri	\$ 118.26	\$ 774.06	(R)	(R)
ALLTEL Oklahoma	\$ 160.68	\$ 1124.73	(R)	(R)
ALLTEL South Carolina	\$ 150.04	\$ 1022.97	(R)	(R)
Western Reserve	\$ 157.73	\$ 1070.33	(R)	(R)
ALLTEL Alabama	\$ 308.82	\$ 1869.17	(I)	(I)
Texas ALLTEL	\$ 212.51	\$ 1463.94	(R)	(R)
ALLTEL Arkansas	\$ 245.64	\$ 1569.40	(R)	(R)

(TR138)

ACCESS SERVICE

17. Rates and Charges (Cont'd)
- 17.2 Switched Access Service (Cont'd)
- 17.2.2 Local Transport

(A) Local Transport (Cont'd)

Premium Access (Cont'd)

Multiplexing

Per arrangement

<u>Filing Entity</u>	<u>DS3 to DS1</u>	<u>DS1 to Voice</u>		
ALLTEL Carolina, Inc.	\$ 302.10	\$ 149.70	(R)	(R)
ALLTEL Florida	\$ 302.10	\$ 149.70	(R)	(R)
ALLTEL GA. Communications Corp.	\$ 302.10	\$ 149.70	(R)	(R)
Georgia ALLTEL Telecom, Inc.	\$ 302.10	\$ 149.70	(R)	(R)
ALLTEL Kentucky	\$ 302.10	\$ 149.70	(R)	(R)
ALLTEL New York, Inc. - Fulton	\$ 302.10	\$ 149.70	(R)	(R)
ALLTEL New York, Inc. - Jamestown	\$ 302.10	\$ 149.70	(R)	(R)
ALLTEL New York, Inc. - Red Jacket	\$ 302.10	\$ 149.70	(R)	(R)
Oklahoma ALLTEL, Inc.	\$ 302.10	\$ 149.70	(R)	(R)
ALLTEL Pennsylvania	\$ 302.10	\$ 149.70	(R)	(R)
Sugar Land Telephone	\$ 302.10	\$ 149.70	(R)	(R)
ALLTEL Georgia	\$ 302.10	\$ 149.70	(R)	(R)
ALLTEL Mississippi	\$ 302.10	\$ 149.70	(R)	(R)
ALLTEL Missouri	\$ 302.10	\$ 149.70	(R)	(R)
ALLTEL Oklahoma	\$ 302.10	\$ 149.70	(R)	(R)
ALLTEL South Carolina	\$ 302.10	\$ 149.70	(R)	(R)
Western Reserve	\$ 302.10	\$ 149.70	(R)	(R)
ALLTEL Alabama	\$ 302.10	\$ 149.70	(R)	(R)
Texas ALLTEL	\$ 302.10	\$ 149.70	(R)	(R)
ALLTEL Arkansas	\$ 302.10	\$ 149.70	(R)	(R)

(TR105)

Issued: June 17, 2002

Effective: July 2, 2002

One Allied Drive
Little Rock, Arkansas 72203

ACCESS SERVICE

17. Rates and Charges (Cont'd)17.2 Switched Access Service (Cont'd)17.2.2 Local Transport(A) Local Transport (Cont'd)Premium Access (Cont'd)Carrier Identification Parameter (CIP)

<u>Filing Entity</u>	<u>Voice Grade</u>	<u>DS1</u>	<u>DS3</u>
ALLTEL Carolina, Inc.	\$ 2.94	\$ 70.56	\$ 1975.68
ALLTEL Florida	\$ 3.54	\$ 84.96	\$ 2378.88
ALLTEL GA. Communications Corp.	\$ 2.86	\$ 68.64	\$ 1921.92
Georgia ALLTEL Telecom, Inc.	\$ 2.86	\$ 68.64	\$ 1921.92
ALLTEL Kentucky	\$ 2.92	\$ 70.08	\$ 1962.24
ALLTEL New York, Inc. - Fulton	\$ 3.34	\$ 80.16	\$ 2244.48
ALLTEL New York, Inc. - Jamestown	\$ 3.34	\$ 80.16	\$ 2244.48
ALLTEL New York, Inc. - Red Jacket	\$ 3.34	\$ 80.16	\$ 2244.48
Oklahoma ALLTEL, Inc.	\$ 3.87	\$ 92.88	\$ 2600.64
ALLTEL Pennsylvania	\$ 4.08	\$ 97.92	\$ 2741.76
Sugar Land Telephone	\$ 3.44	\$ 82.56	\$ 2311.68
ALLTEL Georgia	\$ 2.86	\$ 68.64	\$ 1921.92
ALLTEL Mississippi	\$ 3.55	\$ 85.20	\$ 2385.60
ALLTEL Missouri	\$ 4.49	\$ 107.76	\$ 3017.28
ALLTEL Oklahoma	\$ 3.87	\$ 92.88	\$ 2600.64
ALLTEL South Carolina	\$ 3.19	\$ 76.56	\$ 2143.68
Western Reserve	\$ 2.82	\$ 67.68	\$ 1895.04
ALLTEL Alabama	\$ 2.91	\$ 69.84	\$ 1955.52
Texas ALLTEL	\$ 4.25	\$ 102.00	\$ 2856.00
ALLTEL Arkansas	\$ 4.32	\$ 103.68	\$ 2903.04

(M) (T)

(M) (T)

(TR103)

ACCESS SERVICE

17. Rates and Charges (Cont'd)17.2 Switched Access Service (Cont'd)17.2.2 Local Transport(A) Local Transport (Cont'd)Premium Access (Cont'd)Tandem Switched TransportTandem Switched Facility

Per Access Minute per Mile

<u>Filing Entity</u>	<u>Rate</u>	
ALLTEL Carolina, Inc.	\$ 0.000170	(I)
ALLTEL Florida	\$ 0.000095	(I)
ALLTEL GA. Communications Corp.	\$ 0.000165	(I)
Georgia ALLTEL Telecom, Inc.	\$ 0.000165	(I)
ALLTEL Kentucky	\$ 0.000324	(I)
ALLTEL New York, Inc. - Fulton	\$ 0.000288	(I)
ALLTEL New York, Inc. - Jamestown	\$ 0.000288	(I)
ALLTEL New York, Inc. - Red Jacket	\$ 0.000288	(I)
Oklahoma ALLTEL, Inc.	\$ 0.000266	(I)
ALLTEL Pennsylvania	\$ 0.000197	(I)
Sugar Land Telephone	\$ 0.001830	(I)
ALLTEL Georgia	\$ 0.000165	(I)
ALLTEL Mississippi	\$ 0.000397	(R)
ALLTEL Missouri	\$ 0.000385	(R)
ALLTEL Oklahoma	\$ 0.000266	(I)
ALLTEL South Carolina	\$ 0.000374	(I)
Western Reserve	\$ 0.000320	(I)
ALLTEL Alabama	\$ 0.000439	(I)
Texas ALLTEL	\$ 0.000372	(I)
ALLTEL Arkansas	\$ 0.000111	(I)

(TR138)

Issued: June 16, 2004

Effective: July 1, 2004

One Allied Drive
Little Rock, Arkansas 72203

ACCESS SERVICE

17. Rates and Charges (Cont'd)17.2 Switched Access Service (Cont'd)17.2.2 Local Transport(A) Local Transport (Cont'd)Premium Access (Cont'd)Tandem Switched TransportTandem Switched Termination

Per Access Minute per Termination

<u>Filing Entity</u>	<u>Rate</u>	
ALLTEL Carolina, Inc.	\$ 0.000627	(I)
ALLTEL Florida	\$ 0.000260	(I)
ALLTEL GA. Communications Corp.	\$ 0.000416	(I)
Georgia ALLTEL Telecom, Inc.	\$ 0.000416	(I)
ALLTEL Kentucky	\$ 0.000988	(I)
ALLTEL New York, Inc. - Fulton	\$ 0.000552	(I)
ALLTEL New York, Inc. - Jamestown	\$ 0.000552	(I)
ALLTEL New York, Inc. - Red Jacket	\$ 0.000552	(I)
Oklahoma ALLTEL, Inc.	\$ 0.000753	(I)
ALLTEL Pennsylvania	\$ 0.000774	(I)
Sugar Land Telephone	\$ 0.002817	(R)
ALLTEL Georgia	\$ 0.000416	(I)
ALLTEL Mississippi	\$ 0.001237	(R)
ALLTEL Missouri	\$ 0.001544	(R)
ALLTEL Oklahoma	\$ 0.000753	(I)
ALLTEL South Carolina	\$ 0.000981	(R)
Western Reserve	\$ 0.001014	(I)
ALLTEL Alabama	\$ 0.001322	(I)
Texas ALLTEL	\$ 0.001016	(I)
ALLTEL Arkansas	\$ 0.000439	(I)

(TR138)

Issued: June 16, 2004

Effective: July 1, 2004

One Allied Drive
Little Rock, Arkansas 72203

ACCESS SERVICE

17. Rates and Charges (Cont'd)17.2 Switched Access Service (Cont'd)17.2.2 Local Transport(A) Local Transport (Cont'd)Premium Access (Cont'd)Tandem Switched TransportTandem Switching

Per Access Minute per Tandem

<u>Filing Entity</u>	<u>Rate</u>	
ALLTEL Carolina, Inc.	\$ 0.005262	(I)
ALLTEL Florida	\$ 0.002404	(I)
ALLTEL GA. Communications Corp.	\$ 0.001669	(I)
Georgia ALLTEL Telecom, Inc.	\$ 0.001669	(I)
ALLTEL Kentucky	0.000000	
ALLTEL New York, Inc. - Fulton	0.000000	
ALLTEL New York, Inc. - Jamestown	0.000000	
ALLTEL New York, Inc. - Red Jacket	0.000000	
Oklahoma ALLTEL, Inc.	\$ 0.001063	(I)
ALLTEL Pennsylvania	\$ 0.001447	(R)
Sugar Land Telephone	\$ 0.005421	(I)
ALLTEL Georgia	\$ 0.001669	(I)
ALLTEL Mississippi	0.000000	
ALLTEL Missouri	0.000000	
ALLTEL Oklahoma	\$ 0.001063	(I)
ALLTEL South Carolina	0.000000	
Western Reserve	\$ 0.006174	(I)
ALLTEL Alabama	0.000000	
Texas ALLTEL	\$ 0.002554	(R)
ALLTEL Arkansas	\$ 0.004171	(R)

(TR138)

ACCESS SERVICE

17. Rates and Charges (Cont'd)17.2 Switched Access Service (Cont'd)17.2.2 Local Transport(A) Local Transport (Cont'd)Premium Access (Cont'd)

(M) (T)

Interconnection Charge

Per Access Minute

<u>Filing Entity</u>	<u>Rate</u>
ALLTEL Carolina, Inc.	\$ 0.00
ALLTEL Florida	\$ 0.00
ALLTEL GA. Communications Corp.	\$ 0.00
Georgia ALLTEL Telecom, Inc.	\$ 0.00
ALLTEL Kentucky	\$ 0.00
ALLTEL New York, Inc. - Fulton	\$ 0.00
ALLTEL New York, Inc. - Jamestown	\$ 0.00
ALLTEL New York, Inc. - Red Jacket	\$ 0.00
Oklahoma ALLTEL, Inc.	\$ 0.00
ALLTEL Pennsylvania	\$ 0.00
Sugar Land Telephone	\$ 0.00
ALLTEL Georgia	\$ 0.00
ALLTEL Mississippi	\$ 0.00
ALLTEL Missouri	\$ 0.00
ALLTEL Oklahoma	\$ 0.00
ALLTEL South Carolina	\$ 0.00
Western Reserve	\$ 0.00
ALLTEL Alabama	\$ 0.00
Texas ALLTEL	\$ 0.00
ALLTEL Arkansas	\$ 0.00

(M) (T)

(TR103)

ACCESS SERVICE

17. Rates and Charges (Cont'd)17.2 Switched Access Service (Cont'd)17.2.2 Local Transport(A) Local Transport (Cont'd)Premium Access (Cont'd)Customer Node

Per Node

<u>Filing Entity</u>	<u>OC3</u>	<u>OC12</u>	<u>Nonrecurring Charge</u>
ALLTEL Carolina, Inc.	\$ 516.13	\$ 1443.56	
ALLTEL Florida	\$ 516.13	\$ 1443.56	
ALLTEL GA. Communications Corp.	\$ 516.13	\$ 1443.56	
Georgia ALLTEL Telecom, Inc.	\$ 516.13	\$ 1443.56	
ALLTEL Kentucky	\$ 516.13	\$ 1443.56	
ALLTEL New York, Inc. - Fulton	\$ 516.13	\$ 1443.56	
ALLTEL New York, Inc. - Jamestown	\$ 516.13	\$ 1443.56	
ALLTEL New York, Inc. - Red Jacket	\$ 516.13	\$ 1443.56	
Oklahoma ALLTEL, Inc.	\$ 516.13	\$ 1443.56	
ALLTEL Pennsylvania	\$ 516.13	\$ 1443.56	
Sugar Land Telephone	\$ 516.13	\$ 1443.56	
ALLTEL Georgia	\$ 516.13	\$ 1443.56	
ALLTEL Mississippi	\$ 516.13	\$ 1443.56	
ALLTEL Missouri	\$ 516.13	\$ 1443.56	
ALLTEL Oklahoma	\$ 516.13	\$ 1443.56	
ALLTEL South Carolina	\$ 516.13	\$ 1443.56	
Western Reserve	\$ 516.13	\$ 1443.56	
ALLTEL Alabama	\$ 516.13	\$ 1443.56	
Texas ALLTEL	\$ 516.13	\$ 1443.56	
ALLTEL Arkansas	\$ 516.13	\$ 1443.56	

(N)

(N)

Material previously found on this page now appears on pages 17-8 to 17-8.13.

(TR100)

Issued: February 25, 2002

Effective: March 12, 2002

One Allied Drive
Little Rock, Arkansas 72203

ACCESS SERVICE

17. Rates and Charges (Cont'd)17.2 Switched Access Service (Cont'd)17.2.2 Local Transport(A) Local Transport (Cont'd)Premium Access (Cont'd)Customer Premises Port

Per Port

<u>Filing Entity</u>	<u>DS1</u>	<u>DS3</u>	<u>Nonrecurring Charge</u>
ALLTEL Carolina, Inc.	\$ 24.85	\$ 310.70	
ALLTEL Florida	\$ 24.85	\$ 310.70	
ALLTEL GA. Communications Corp.	\$ 24.85	\$ 310.70	
Georgia ALLTEL Telecom, Inc.	\$ 24.85	\$ 310.70	
ALLTEL Kentucky	\$ 24.85	\$ 310.70	
ALLTEL New York, Inc. - Fulton	\$ 24.85	\$ 310.70	
ALLTEL New York, Inc. - Jamestown	\$ 24.85	\$ 310.70	
ALLTEL New York, Inc. - Red Jacket	\$ 24.85	\$ 310.70	
Oklahoma ALLTEL, Inc.	\$ 24.85	\$ 310.70	
ALLTEL Pennsylvania	\$ 24.85	\$ 310.70	
Sugar Land Telephone	\$ 24.85	\$ 310.70	
ALLTEL Georgia	\$ 24.85	\$ 310.70	
ALLTEL Mississippi	\$ 24.85	\$ 310.70	
ALLTEL Missouri	\$ 24.85	\$ 310.70	
ALLTEL Oklahoma	\$ 24.85	\$ 310.70	
ALLTEL South Carolina	\$ 24.85	\$ 310.70	
Western Reserve	\$ 24.85	\$ 310.70	
ALLTEL Alabama	\$ 24.85	\$ 310.70	
Texas ALLTEL	\$ 24.85	\$ 310.70	
ALLTEL Arkansas	\$ 24.85	\$ 310.70	

(N)

(N)

Material previously found on this page now appears on pages 17-8 to 17-8.13.

(TR100)

Issued: February 25, 2002

Effective: March 12, 2002

One Allied Drive
Little Rock, Arkansas 72203

ACCESS SERVICE

17. Rates and Charges (Cont'd)17.2 Switched Access Service (Cont'd)17.2.2 Local Transport(A) Local Transport (Cont'd)Premium Access (Cont'd)Add/Drop Multiplexing

Per Port

<u>Filing Entity</u>	<u>DS1</u>	<u>DS3</u>	<u>OC3</u>
ALLTEL Carolina, Inc.	\$ 38.78	\$ 99.72	\$ 144.05
ALLTEL Florida	\$ 38.78	\$ 99.72	\$ 144.05
ALLTEL GA. Communications Corp.	\$ 38.78	\$ 99.72	\$ 144.05
Georgia ALLTEL Telecom, Inc.	\$ 38.78	\$ 99.72	\$ 144.05
ALLTEL Kentucky	\$ 38.78	\$ 99.72	\$ 144.05
ALLTEL New York, Inc. - Fulton	\$ 38.78	\$ 99.72	\$ 144.05
ALLTEL New York, Inc. - Jamestown	\$ 38.78	\$ 99.72	\$ 144.05
ALLTEL New York, Inc. - Red Jacket	\$ 38.78	\$ 99.72	\$ 144.05
Oklahoma ALLTEL, Inc.	\$ 38.78	\$ 99.72	\$ 144.05
ALLTEL Pennsylvania	\$ 38.78	\$ 99.72	\$ 144.05
Sugar Land Telephone	\$ 38.78	\$ 99.72	\$ 144.05
ALLTEL Georgia	\$ 38.78	\$ 99.72	\$ 144.05
ALLTEL Mississippi	\$ 38.78	\$ 99.72	\$ 144.05
ALLTEL Missouri	\$ 38.78	\$ 99.72	\$ 144.05
ALLTEL Oklahoma	\$ 38.78	\$ 99.72	\$ 144.05
ALLTEL South Carolina	\$ 38.78	\$ 99.72	\$ 144.05
Western Reserve	\$ 38.78	\$ 99.72	\$ 144.05
ALLTEL Alabama	\$ 38.78	\$ 99.72	\$ 144.05
Texas ALLTEL	\$ 38.78	\$ 99.72	\$ 144.05
ALLTEL Arkansas	\$ 38.78	\$ 99.72	\$ 144.05

(N)

(N)

Material previously found on this page now appears on pages 17-8 to 17-8.13.

(TR100)

Issued: February 25, 2002

Effective: March 12, 2002

One Allied Drive
Little Rock, Arkansas 72203

ACCESS SERVICE

- 17. Rates and Charges (Cont'd)
- 17.2 Switched Access Service (Cont'd)
- 17.2.2 Local Transport

(M)

(M)

Material previously found on this page now appears on pages 17-8 to 17-8.13.

(TR100)

Issued: February 25, 2002

Effective: March 12, 2002

One Allied Drive
Little Rock, Arkansas 72203

ACCESS SERVICE

- 17. Rates and Charges (Cont'd)
- 17.2 Switched Access Service (Cont'd)
- 17.2.2 Local Transport

(M)

(M)

Material previously found on this page now appears on pages 17-8 to 17-8.13.

(TR100)

Issued: February 25, 2002

Effective: March 12, 2002

One Allied Drive
Little Rock, Arkansas 72203

ACCESS SERVICE

- 17. Rates and Charges (Cont'd)
- 17.2 Switched Access Service (Cont'd)
- 17.2.2 Local Transport

(M)

(M)

Material previously found on this page now appears on pages 17-8 to 17-8.13.

(TR100)

Issued: February 25, 2002

Effective: March 12, 2002

One Allied Drive
Little Rock, Arkansas 72203

ACCESS SERVICE

17. Rates and Charges (Cont'd)

17.2 Switched Access Service (Cont'd)

(A) Local Transport

Regulations concerning Local Transport are set forth in 6.1.3(A) preceding.

(D)

(D)

(TR46)

ACCESS SERVICE

17. Rates and Charges (Cont'd)

17.2 Switched Access Service (Cont'd)

17.2.2 Local Transport

(A) Local Transport

Regulations concerning Local Transport are set forth in 6.1.3(A) preceding.

(D)

(D)

(TR46)

ACCESS SERVICE

- 17. Rates and Charges (Cont'd)
- 17.2 Switched Access Service (Cont'd)
- 17.2.2 Local Transport

(M)

(M)

(TR100)

Issued: February 25, 2002

Effective: March 12, 2002

One Allied Drive
Little Rock, Arkansas 72203

ACCESS SERVICE

- 17. Rates and Charges (Cont'd)
- 17.2 Switched Access Service (Cont'd)
- 17.2.2 Local Transport

(M)

(M)

(TR100)

Issued: February 25, 2002

Effective: March 12, 2002

One Allied Drive
Little Rock, Arkansas 72203

ACCESS SERVICE

- 17. Rates and Charges (Cont'd)
- 17.2 Switched Access Service (Cont'd)
- 17.2.2 Local Transport

(M)

(M)

(TR100)

ACCESS SERVICE

- 17. Rates and Charges (Cont'd)
- 17.2 Switched Access Service (Cont'd)
- 17.2.2 Local Transport

(M)

(M)

(TR100)

ACCESS SERVICE

- 17. Rates and Charges (Cont'd)
- 17.2 Switched Access Service (Cont'd)
- 17.2.2 Local Transport (Cont'd)

(D)

(D)

- (x) Filed pursuant to Special Permission No. 93-836 of the Federal Communications Commissions.
- (s) All material on this page, unless otherwise noted, is reissued and became effective December 1, 1993, under Transmittal No. 14.
(TR18)

ACCESS SERVICE

17. Rates and Charges (Cont'd)

17.2 Switched Access Service (Cont'd)

17.2.2 Local Transport (Cont'd)

(B) Network Blocking Per Blocked Call

Regulations concerning Network Blocking are set forth in 6.8.6 preceding.
Network Blocking applies to FGD only.

Reserved For Future Use

(TR34)

ACCESS SERVICE

17. Rates and Charges (Cont'd)17.2 Switched Access Service (Cont'd)17.2.2 Local Transport (Cont'd)(C) FGC and FGD SS7\MF Signaling Trunk Group Conversion Charge

Regulations concerning SS7\MF Signaling Trunk Group Conversion are set forth in 6.4.1(B)(4) preceding. Charges are applied per 24 trunks converted or fraction thereof.

<u>Filing Entity</u>	<u>Rate</u>
ALLTEL Carolina, Inc.	\$112.00
ALLTEL Florida	\$112.00
ALLTEL GA. Communications Corp.	\$112.00
Georgia ALLTEL Telecom, Inc.	\$112.00
ALLTEL Kentucky	\$112.00
ALLTEL New York, Inc. - Fulton	\$112.00
ALLTEL New York, Inc. - Jamestown	\$112.00
ALLTEL New York, Inc. - Red Jacket	\$112.00
Oklahoma ALLTEL, Inc.	\$112.00
ALLTEL Pennsylvania	\$112.00
Sugar Land Telephone	\$112.00
ALLTEL Georgia	\$112.00
ALLTEL Mississippi	\$112.00
ALLTEL Missouri	\$112.00
ALLTEL Oklahoma	\$112.00
ALLTEL South Carolina	\$112.00
Western Reserve	\$112.00
ALLTEL Alabama	\$112.00
Texas ALLTEL	\$112.00
ALLTEL Arkansas	\$112.00

(R)

(R)

(TR105)

ACCESS SERVICE

17. Rates and Charges (Cont'd)17.2 Switched Access Service (Cont'd)17.2.2 Local Transport (Cont'd)(D) Direct Trunked Transport Activated

Regulations concerning Direct Trunked Transport Activation are set forth in 6.4.1(B)(1) preceding. Charge is applied per 24 trunks activated or fraction on a per Order basis.

<u>Filing Entity</u>	<u>Rate</u>
ALLTEL Carolina, Inc.	\$112.00
ALLTEL Florida	\$112.00
ALLTEL GA. Communications Corp.	\$112.00
Georgia ALLTEL Telecom, Inc.	\$112.00
ALLTEL Kentucky	\$112.00
ALLTEL New York, Inc. - Fulton	\$112.00
ALLTEL New York, Inc. - Jamestown	\$112.00
ALLTEL New York, Inc. - Red Jacket	\$112.00
Oklahoma ALLTEL, Inc.	\$112.00
ALLTEL Pennsylvania	\$112.00
Sugar Land Telephone	\$112.00
ALLTEL Georgia	\$112.00
ALLTEL Mississippi	\$112.00
ALLTEL Missouri	\$112.00
ALLTEL Oklahoma	\$112.00
ALLTEL South Carolina	\$112.00
Western Reserve	\$112.00
ALLTEL Alabama	\$112.00
Texas ALLTEL	\$112.00
ALLTEL Arkansas	\$112.00

(R)

(R)

(TR105)

ACCESS SERVICE

17. Rates and Charges (Cont'd)17.2 Switched Access Service (Cont'd)17.2.2 Local Transport (Cont'd)(E) 800/888/877 Data Base Access Service Queries

Regulations concerning 800/888/877 Data Base Access Service are set forth in 6.10.2 preceding. 800/888/877 Data Base Query charges apply on a per completed query basis.

(C)
|
(C)

<u>Filing Entity</u>	<u>Basic Query</u>	<u>Enhanced Query</u>
ALLTEL Carolina, Inc.	\$0.00100	\$0.00120
ALLTEL Florida	\$0.00100	\$0.00120
ALLTEL GA. Communications Corp.	\$0.00100	\$0.00120
Georgia ALLTEL Telecom, Inc.	\$0.00100	\$0.00120
ALLTEL Kentucky	\$0.00100	\$0.00120
ALLTEL New York, Inc. - Fulton	\$0.00100	\$0.00120
ALLTEL New York, Inc. - Jamestown	\$0.00100	\$0.00120
ALLTEL New York, Inc. - Red Jacket	\$0.00100	\$0.00120
Oklahoma ALLTEL, Inc.	\$0.00100	\$0.00120
ALLTEL Pennsylvania	\$0.00100	\$0.00120
Sugar Land Telephone	\$0.00100	\$0.00120
ALLTEL Georgia	\$0.00100	\$0.00120
ALLTEL Mississippi	\$0.00100	\$0.00120
ALLTEL Missouri	\$0.00100	\$0.00120
ALLTEL Oklahoma	\$0.00100	\$0.00120
ALLTEL South Carolina	\$0.00100	\$0.00120
Western Reserve	\$0.00100	\$0.00120
ALLTEL Alabama	\$0.00100	\$0.00120
Texas ALLTEL	\$0.00100	\$0.00120
ALLTEL Arkansas	\$0.00100	\$0.00120

(TR64)

ACCESS SERVICE

17. Rates and Charges (Cont'd)17.2 Switched Access Service (Cont'd)17.2.2 Local Transport (Cont'd)(E) STP Port Charges

Charges are applied on a per Port basis.

<u>Filing Entity</u>	<u>Rate</u>
ALLTEL GA. Communications Corp.	\$440.00
ALLTEL Arkansas	\$440.00

(TR69)

Issued: February 2, 1999

Effective: February 17, 1999

One Allied Drive
Little Rock, Arkansas 72203

ACCESS SERVICE

17. Rates and Charges (Cont'd)17.2 Switched Access Service (Cont'd)17.2.3 End Office(A) Local Switching(1) Premium Rates

- (a) LS1 - Originating and Terminating access minutes for Feature Groups A & B except:

Feature Group B utilized for the provision of MTS/WATS service.

Feature Groups A and B when utilized for the provision of terminating inward WATS and WATS-type services at an equal access WATS Serving Office.

<u>Filing Entity</u>	<u>Rate per</u> <u>Access Minute</u>	
ALLTEL Carolina, Inc.	\$ 0.004395	(I)
ALLTEL Florida	\$ 0.004345	(R)
ALLTEL GA. Communications Corp.	\$ 0.005650	(I)
Georgia ALLTEL Telecom, Inc.	\$ 0.005650	(I)
ALLTEL Kentucky	\$ 0.008810	(I)
ALLTEL New York, Inc. - Fulton	\$ 0.004754	(R)
ALLTEL New York, Inc. - Jamestown	\$ 0.004754	(R)
ALLTEL New York, Inc. - Red Jacket	\$ 0.004754	(R)
Oklahoma ALLTEL, Inc.	\$ 0.007283	(I)
ALLTEL Pennsylvania	\$ 0.004959	(R)
Sugar Land Telephone	\$ 0.004681	(R)
ALLTEL Georgia	\$ 0.005650	(I)
ALLTEL Mississippi	\$ 0.005248	(I)
ALLTEL Missouri	\$ 0.004678	(I)
ALLTEL Oklahoma	\$ 0.007283	(I)
ALLTEL South Carolina	\$ 0.005128	(R)
Western Reserve	\$ 0.006254	(I)
ALLTEL Alabama	\$ 0.007094	(R)
Texas ALLTEL	\$ 0.007052	(R)
ALLTEL Arkansas	\$ 0.005529	(R)

(TR138)

ACCESS SERVICE

17. Rates and Charges (Cont'd)17.2 Switched Access Service (Cont'd)17.2.3 End Office (Cont'd)(A) Local Switching (Cont'd)(1) Premium Rates (Cont'd)(b) LS2 - Originating and Terminating access minutes for
Feature Groups C & D including:

- Feature Group B utilized for the provision of MTS/WATS service.
- Feature Groups A and B when utilized for the provision of terminating inward WATS and WATS-type services at an equal access WATS Serving Office.

<u>Filing Entity</u>	<u>Rate per Access Minute</u>		
ALLTEL Carolina, Inc.	\$	0.004395	(I)
ALLTEL Florida	\$	0.004345	(R)
ALLTEL GA. Communications Corp.	\$	0.005650	(I)
Georgia ALLTEL Telecom, Inc.	\$	0.005650	(I)
ALLTEL Kentucky	\$	0.008810	(I)
ALLTEL New York, Inc. - Fulton	\$	0.004754	(R)
ALLTEL New York, Inc. - Jamestown	\$	0.004754	(R)
ALLTEL New York, Inc. - Red Jacket	\$	0.004754	(R)
Oklahoma ALLTEL, Inc.	\$	0.007283	(I)
ALLTEL Pennsylvania	\$	0.004959	(R)
Sugar Land Telephone	\$	0.004681	(R)
ALLTEL Georgia	\$	0.005650	(I)
ALLTEL Mississippi	\$	0.005248	(I)
ALLTEL Missouri	\$	0.004678	(I)
ALLTEL Oklahoma	\$	0.007283	(I)
ALLTEL South Carolina	\$	0.005128	(R)
Western Reserve	\$	0.006254	(I)
ALLTEL Alabama	\$	0.007094	(R)
Texas ALLTEL	\$	0.007052	(R)
ALLTEL Arkansas	\$	0.005529	(R)

(TR138)

ACCESS SERVICE

17. Rates and Charges (Cont'd)
- 17.2 Switched Access Service (Cont'd)
- 17.2.3 End Office (Cont'd)
- (A) Local Switching (Cont'd)
- (2) Non-Premium Rates

<u>Filing Entity</u>	<u>Rate per</u> <u>Access Minute</u>	
ALLTEL Carolina, Inc.	\$ 0.001978	(I)
ALLTEL Florida	\$ 0.001955	(R)
ALLTEL GA. Communications Corp.	\$ 0.002543	(I)
Georgia ALLTEL Telecom, Inc.	\$ 0.002543	(I)
ALLTEL Kentucky	\$ 0.003965	(I)
ALLTEL New York, Inc. - Fulton	\$ 0.002139	(R)
ALLTEL New York, Inc. - Jamestown	\$ 0.002139	(R)
ALLTEL New York, Inc. - Red Jacket	\$ 0.002139	(R)
Oklahoma ALLTEL, Inc.	\$ 0.003277	(I)
ALLTEL Pennsylvania	\$ 0.002232	(R)
Sugar Land Telephone	\$ 0.002106	(R)
ALLTEL Georgia	\$ 0.002543	(I)
ALLTEL Mississippi	\$ 0.002362	(I)
ALLTEL Missouri	\$ 0.002105	(I)
ALLTEL Oklahoma	\$ 0.003277	(I)
ALLTEL South Carolina	\$ 0.002308	(R)
Western Reserve	\$ 0.002814	(I)
ALLTEL Alabama	\$ 0.003192	(R)
Texas ALLTEL	\$ 0.003173	(R)
ALLTEL Arkansas	\$ 0.002488	(R)

(TR138)

Issued: June 16, 2004

Effective: July 1, 2004

One Allied Drive
Little Rock, Arkansas 72203

ACCESS SERVICE

17. Rates and Charges (Cont'd)17.2 Switched Access Service (Cont'd)17.2.3 End Office (Cont'd)(B) Information Surcharge

Regulations concerning Information Surcharge are contained in 6.1.3(B) preceding.

The Information Surcharge is applied per 100 Access Minutes.

<u>Filing Entity</u>	<u>Premium Rate Per 100 Access Minutes</u>	<u>Non-Premium Rate Per 100 Access Minutes</u>		
ALLTEL Carolina, Inc.	\$ 0.034800	\$ 0.015700	(I)	(I)
ALLTEL Florida	\$ 0.024000	\$ 0.010800	(R)	(R)
ALLTEL GA. Communications Corp.	\$ 0.018800	\$ 0.008500	(R)	(R)
Georgia ALLTEL Telecom, Inc.	\$ 0.018800	\$ 0.008500	(R)	(R)
ALLTEL Kentucky	\$ 0.003700	\$ 0.001700	(I)	(I)
ALLTEL New York, Inc. - Fulton	\$ 0.033500	\$ 0.015100	(R)	(R)
ALLTEL New York, Inc. - Jamestown	\$ 0.033500	\$ 0.015100	(R)	(R)
ALLTEL New York, Inc. - Red Jacket	\$ 0.033500	\$ 0.015100	(R)	(R)
Oklahoma ALLTEL, Inc.	\$ 0.011700	\$ 0.005300	(R)	(R)
ALLTEL Pennsylvania	\$ 0.015500	\$ 0.007000	(I)	(I)
Sugar Land Telephone	\$ 0.060200	\$ 0.027100	(R)	(R)
ALLTEL Georgia	\$ 0.018800	\$ 0.008500	(R)	(R)
ALLTEL Mississippi	\$ 0.047900	\$ 0.021600	(R)	(R)
ALLTEL Missouri	\$ 0.007700	\$ 0.003500	(R)	(R)
ALLTEL Oklahoma	\$ 0.011700	\$ 0.005300	(R)	(R)
ALLTEL South Carolina	\$ 0.024000	\$ 0.010800	(R)	(R)
Western Reserve	\$ 0.020100	\$ 0.009000	(R)	(R)
ALLTEL Alabama	\$ 0.028400	\$ 0.012800	(R)	(R)
Texas ALLTEL	\$ 0.009100	\$ 0.004100	(I)	(I)
ALLTEL Arkansas	\$ 0.019300	\$ 0.008700	(R)	(R)

(TR138)

Issued: June 16, 2004

Effective: July 1, 2004

One Allied Drive
Little Rock, Arkansas 72203

ACCESS SERVICE

17. Rates and Charges (Cont'd)17.2 Switched Access Service (Cont'd)17.2.4 Assumed Minutes of Use

Assumed minutes of use are applicable to all issuing carriers referencing Section 6 of this tariff.

	<u>Assumed Minutes Per Month</u>	<u>Tariff Section Reference</u>
(A) Feature Group A, Two Way Calling (1,510 Originating, 2,685 Terminating)	4,195	6.5.4
(B) Feature Group A, Originating Only	1,510	6.5.4
(C) Feature Group A, Terminating Only	2,685	6.5.4
(D) Feature Group B, Two Way Calling (3,132 Originating, 5,568 Terminating)	8,700	6.6.4
(E) Feature Group B, Originating Only	3,132	6.6.4
(F) Feature Group B, Terminating Only	5,568	6.6.4

ACCESS SERVICE

17. Rates and Charges (Cont'd)17.3 Special Access Service17.3.1 Surcharge for Special Access Service

The Special Access Surcharge is applicable to all issuing carriers referencing Section 7 of this tariff.

	Tariff	
	<u>Monthly Rate</u>	<u>Section Reference</u>
- Per Voice Grade Equivalent	\$25.00	7.3

ACCESS SERVICE

17. Rates and Charges (Cont'd)

17.3 Special Access Service (Cont'd)

17.3.2 Metallic Service

Regulations concerning Metallic Service are set forth in 7.4 preceding.

Reserved for Future Use

ACCESS SERVICE

17. Rates and Charges (Cont'd)17.3 Special Access Service (Cont'd)17.3.3 Telegraph Grade Service

Regulations concerning Telegraph Grade Service are set forth in 7.5 preceding.

(A) Channel Termination Per Termination

(1) Two-Wire

<u>Filing Entity</u>	<u>Monthly Rate</u>	<u>Nonrecurring Charge</u>	
ALLTEL Carolina, Inc.	\$ 18.55	\$ 196.00	(R)
ALLTEL Florida	\$ 14.41	\$ 196.00	(R)
ALLTEL GA. Communications Corp.	\$ 17.84	\$ 196.00	(I)
Georgia ALLTEL Telecom, Inc.	\$ 17.84	\$ 196.00	(I)
ALLTEL Kentucky	\$ 36.23	\$ 196.00	(I)
ALLTEL New York, Inc. - Fulton	\$ 17.60	\$ 196.00	(R)
ALLTEL New York, Inc. - Jamestown	\$ 17.60	\$ 196.00	(R)
ALLTEL New York, Inc. - Red Jacket	\$ 17.60	\$ 196.00	(R)
Oklahoma ALLTEL, Inc.	\$ 19.28	\$ 196.00	(R)
ALLTEL Pennsylvania	\$ 28.82	\$ 196.00	(I)
Sugar Land Telephone	\$ 21.57	\$ 196.00	(R)
ALLTEL Georgia	\$ 17.84	\$ 196.00	(I)
ALLTEL Mississippi	\$ 19.99	\$ 196.00	(I)
ALLTEL Missouri	\$ 12.90	\$ 196.00	(R)
ALLTEL Oklahoma	\$ 19.28	\$ 196.00	(R)
ALLTEL South Carolina	\$ 15.16	\$ 196.00	(R)
Western Reserve	\$ 14.56	\$ 196.00	(R)
ALLTEL Alabama	\$ 18.06	\$ 196.00	(I)
Texas ALLTEL	\$ 28.33	\$ 196.00	(R)
ALLTEL Arkansas	\$ 16.38	\$ 196.00	(R)

(TR138)

Issued: June 16, 2004

Effective: July 1, 2004

One Allied Drive
Little Rock, AR 72203

ACCESS SERVICE

17. Rates and Charges (Cont'd)17.3 Special Access Service (Cont'd)17.3.3 Telegraph Grade Service (Cont'd)(A) Channel Termination Per Termination (Cont'd)

(2) Four-Wire

<u>Filing Entity</u>	<u>Monthly Rate</u>	<u>Nonrecurring Charge</u>	
ALLTEL Carolina, Inc.	\$ 25.50	\$ 196.00	(R)
ALLTEL Florida	\$ 19.82	\$ 196.00	(R)
ALLTEL GA. Communications Corp.	\$ 24.53	\$ 196.00	(I)
Georgia ALLTEL Telecom, Inc.	\$ 24.53	\$ 196.00	(I)
ALLTEL Kentucky	\$ 49.82	\$ 196.00	(I)
ALLTEL New York, Inc. - Fulton	\$ 28.39	\$ 196.00	(R)
ALLTEL New York, Inc. - Jamestown	\$ 28.39	\$ 196.00	(R)
ALLTEL New York, Inc. - Red Jacket	\$ 28.39	\$ 196.00	(R)
Oklahoma ALLTEL, Inc.	\$ 28.92	\$ 196.00	(R)
ALLTEL Pennsylvania	\$ 36.03	\$ 196.00	(I)
Sugar Land Telephone	\$ 29.66	\$ 196.00	(R)
ALLTEL Georgia	\$ 24.53	\$ 196.00	(I)
ALLTEL Mississippi	\$ 27.48	\$ 196.00	(I)
ALLTEL Missouri	\$ 19.35	\$ 196.00	(R)
ALLTEL Oklahoma	\$ 28.92	\$ 196.00	(R)
ALLTEL South Carolina	\$ 20.84	\$ 196.00	(R)
Western Reserve	\$ 16.56	\$ 196.00	(R)
ALLTEL Alabama	\$ 24.83	\$ 196.00	(I)
Texas ALLTEL	\$ 42.50	\$ 196.00	(R)
ALLTEL Arkansas	\$ 24.56	\$ 196.00	(R)

(TR138)

ACCESS SERVICE

17. Rates and Charges (Cont'd)17.3 Special Access Service (Cont'd)17.3.3 Telegraph Grade Service (Cont'd)(B) Channel Mileage

<u>Filing Entity</u>	<u>Facility Per Mile</u>	<u>Termination Per Termination</u>		
ALLTEL Carolina, Inc.	\$ 2.18	\$ 2.30	(R)	
ALLTEL Florida	\$ 1.70	\$ 1.78	(R)	(R)
ALLTEL GA. Communications Corp.	\$ 2.10	\$ 2.21	(I)	(I)
Georgia ALLTEL Telecom, Inc.	\$ 2.10	\$ 2.21	(I)	(I)
ALLTEL Kentucky	\$ 4.27	\$ 4.48	(I)	(I)
ALLTEL New York, Inc. - Fulton	\$ 1.31	\$ 7.08	(R)	(R)
ALLTEL New York, Inc. - Jamestown	\$ 1.31	\$ 7.08	(R)	(R)
ALLTEL New York, Inc. - Red Jacket	\$ 1.31	\$ 7.08	(R)	(R)
Oklahoma ALLTEL, Inc.	\$ 1.55	\$ 11.85	(R)	(R)
ALLTEL Pennsylvania	\$ 0.32	\$ 10.81	(I)	(I)
Sugar Land Telephone	\$ 2.54	\$ 2.67	(R)	(R)
ALLTEL Georgia	\$ 2.10	\$ 2.21	(I)	(I)
ALLTEL Mississippi	\$ 2.35	\$ 2.47	(I)	(I)
ALLTEL Missouri	\$ 1.04	\$ 7.93	(R)	(R)
ALLTEL Oklahoma	\$ 1.55	\$ 11.85	(R)	(R)
ALLTEL South Carolina	\$ 1.78	\$ 1.88	(R)	(R)
Western Reserve	\$ 0.61	\$ 6.64	(R)	(R)
ALLTEL Alabama	\$ 2.13	\$ 2.23	(I)	(I)
Texas ALLTEL	\$ 2.28	\$ 17.42	(R)	(R)
ALLTEL Arkansas	\$ 1.32	\$ 10.07	(R)	(R)

(TR138)

Issued: June 16, 2004

Effective: July 1, 2004

One Allied Drive
Little Rock, AR 72203

ACCESS SERVICE

17. Rates and Charges (Cont'd)
- 17.3 Special Access Service (Cont'd)
- 17.3.3 Telegraph Grade Service (Cont'd)

(C) Optional Features and Functions

Rates applicable for companies listed in 17.3.3(A).

(1) Telegraph Bridging Per Port

- Two Wire/Four Wire

<u>Filing Entity</u>	<u>Monthly Rate</u>	
ALLTEL Carolina, Inc.	\$5.80	(I)
ALLTEL Florida	\$5.80	
ALLTEL GA. Communications Corp.	\$5.80	
Georgia ALLTEL Telecom, Inc.	\$5.80	
ALLTEL Kentucky	\$5.80	
ALLTEL New York, Inc. - Fulton	\$5.80	
ALLTEL New York, Inc. - Jamestown	\$5.80	
ALLTEL New York, Inc. - Red Jacket	\$5.80	
Oklahoma ALLTEL, Inc.	\$5.80	
ALLTEL Pennsylvania	\$5.80	
Sugar Land Telephone	\$5.80	
ALLTEL Georgia	\$5.80	
ALLTEL Mississippi	\$5.80	
ALLTEL Missouri	\$5.80	
ALLTEL Oklahoma	\$5.80	
ALLTEL South Carolina	\$5.80	
Western Reserve	\$5.80	
ALLTEL Alabama	\$5.80	
Texas ALLTEL	\$5.80	
ALLTEL Arkansas	\$5.80	(I)

(TR95)

ACCESS SERVICE

17. Rates and Charges (Cont'd)
- 17.3 Special Access Service (Cont'd)
- 17.3.4 Voice Grade Service (Cont'd)

Regulations concerning Voice Grade Service are set forth in 7.6 preceding.

(A) Channel Termination Per Termination

(1) Two-Wire			
<u>Filing Entity</u>	<u>Monthly Rate</u>	<u>Nonrecurring Charge</u>	
ALLTEL Carolina, Inc.	\$ 16.69	\$ 215.00	(R)
ALLTEL Florida	\$ 12.97	\$ 215.00	(R)
ALLTEL GA. Communications Corp.	\$ 16.06	\$ 215.00	(I)
Georgia ALLTEL Telecom, Inc.	\$ 16.06	\$ 215.00	(I)
ALLTEL Kentucky	\$ 32.61	\$ 215.00	(I)
ALLTEL New York, Inc. - Fulton	\$ 18.91	\$ 215.00	(R)
ALLTEL New York, Inc. - Jamestown	\$ 18.91	\$ 215.00	(R)
ALLTEL New York, Inc. - Red Jacket	\$ 18.91	\$ 215.00	(R)
Oklahoma ALLTEL, Inc.	\$ 16.07	\$ 215.00	(R)
ALLTEL Pennsylvania	\$ 18.13	\$ 215.00	(I)
Sugar Land Telephone	\$ 19.41	\$ 215.00	(R)
ALLTEL Georgia	\$ 16.06	\$ 215.00	(I)
ALLTEL Mississippi	\$ 17.99	\$ 215.00	(I)
ALLTEL Missouri	\$ 10.75	\$ 215.00	(R)
ALLTEL Oklahoma	\$ 16.07	\$ 215.00	(R)
ALLTEL South Carolina	\$ 13.64	\$ 215.00	(R)
Western Reserve	\$ 11.27	\$ 215.00	(R)
ALLTEL Alabama	\$ 16.25	\$ 215.00	(I)
Texas ALLTEL	\$ 23.61	\$ 215.00	(R)
ALLTEL Arkansas	\$ 13.65	\$ 215.00	(R)

(TR138)

ACCESS SERVICE

17. Rates and Charges (Cont'd)17.3 Special Access Service (Cont'd)17.3.4 Voice Grade Service (Cont'd)(A) Channel Termination Per Termination (Cont'd)

(2) Four-Wire

<u>Filing Entity</u>	<u>Monthly Rate</u>	<u>Nonrecurring Charge</u>	
ALLTEL Carolina, Inc.	\$ 26.71	\$ 215.00	(R)
ALLTEL Florida	\$ 20.75	\$ 215.00	(R)
ALLTEL GA. Communications Corp.	\$ 25.69	\$ 215.00	(I)
Georgia ALLTEL Telecom, Inc.	\$ 25.69	\$ 215.00	(I)
ALLTEL Kentucky	\$ 52.17	\$ 215.00	(I)
ALLTEL New York, Inc. - Fulton	\$ 30.25	\$ 215.00	(R)
ALLTEL New York, Inc. - Jamestown	\$ 30.25	\$ 215.00	(R)
ALLTEL New York, Inc. - Red Jacket	\$ 30.25	\$ 215.00	(R)
Oklahoma ALLTEL, Inc.	\$ 25.71	\$ 215.00	(R)
ALLTEL Pennsylvania	\$ 29.01	\$ 215.00	(I)
Sugar Land Telephone	\$ 31.06	\$ 215.00	(R)
ALLTEL Georgia	\$ 25.69	\$ 215.00	(I)
ALLTEL Mississippi	\$ 28.78	\$ 215.00	(I)
ALLTEL Missouri	\$ 17.20	\$ 215.00	(R)
ALLTEL Oklahoma	\$ 25.71	\$ 215.00	(R)
ALLTEL South Carolina	\$ 21.82	\$ 215.00	(R)
Western Reserve	\$ 18.03	\$ 215.00	(R)
ALLTEL Alabama	\$ 26.01	\$ 215.00	(I)
Texas ALLTEL	\$ 37.78	\$ 215.00	(R)
ALLTEL Arkansas	\$ 21.84	\$ 215.00	(R)

(TR138)

ACCESS SERVICE

17. Rates and Charges (Cont'd)
- 17.3 Special Access Service (Cont'd)
- 17.3.4 Voice Grade Service (Cont'd)

(B) Channel Mileage

<u>Filing Entity</u>	<u>Facility Per Mile</u>	<u>Termination Per Termination</u>		
ALLTEL Carolina, Inc.	\$ 0.93	\$ 12.52		(R)
ALLTEL Florida	\$ 0.72	\$ 9.73	(R)	(R)
ALLTEL GA. Communications Corp.	\$ 0.89	\$ 12.04	(I)	(I)
Georgia ALLTEL Telecom, Inc.	\$ 0.89	\$ 12.04	(I)	(I)
ALLTEL Kentucky	\$ 1.81	\$ 24.46	(I)	(I)
ALLTEL New York, Inc. - Fulton	\$ 2.41	\$ 20.69	(R)	(R)
ALLTEL New York, Inc. - Jamestown	\$ 2.41	\$ 20.69	(R)	(R)
ALLTEL New York, Inc. - Red Jacket	\$ 2.41	\$ 20.69	(R)	(R)
Oklahoma ALLTEL, Inc.	\$ 0.72	\$ 11.22	(R)	(R)
ALLTEL Pennsylvania	\$ 1.01	\$ 13.60	(I)	(I)
Sugar Land Telephone	\$ 1.08	\$ 14.56	(R)	(R)
ALLTEL Georgia	\$ 0.89	\$ 12.04	(I)	(I)
ALLTEL Mississippi	\$ 1.00	\$ 13.49	(I)	(I)
ALLTEL Missouri	\$ 0.48	\$ 7.51	(R)	(R)
ALLTEL Oklahoma	\$ 0.72	\$ 11.22	(R)	(R)
ALLTEL South Carolina	\$ 0.76	\$ 10.23	(R)	(R)
Western Reserve	\$ 0.17	\$ 6.38	(R)	(R)
ALLTEL Alabama	\$ 0.90	\$ 12.19	(I)	(I)
Texas ALLTEL	\$ 1.06	\$ 16.49	(R)	(R)
ALLTEL Arkansas	\$ 0.61	\$ 9.53	(R)	(R)

(TR138)

Issued: June 16, 2004

Effective: July 1, 2004

One Allied Drive
Little Rock, AR 72203

ACCESS SERVICE

17. Rates and Charges (Cont'd)17.3 Special Access Service (Cont'd)17.3.4 Voice Grade Service (Cont'd)(C) Optional Features and Functions

Rates applicable for companies listed in 17.3.4(A).

(1) Bridging Per Port

- Two-Wire/Four-Wire

<u>Filing Entity</u>	<u>Monthly Rate</u>	
ALLTEL Carolina, Inc.	\$5.80	(I)
ALLTEL Florida	\$5.80	
ALLTEL GA. Communications Corp.	\$5.80	
Georgia ALLTEL Telecom, Inc.	\$5.80	
ALLTEL Kentucky	\$5.80	
ALLTEL New York, Inc. - Fulton	\$5.80	
ALLTEL New York, Inc. - Jamestown	\$5.80	
ALLTEL New York, Inc. - Red Jacket	\$5.80	
Oklahoma ALLTEL, Inc.	\$5.80	
ALLTEL Pennsylvania	\$5.80	
Sugar Land Telephone	\$5.80	
ALLTEL Georgia	\$5.80	
ALLTEL Mississippi	\$5.80	
ALLTEL Missouri	\$5.80	
ALLTEL Oklahoma	\$5.80	
ALLTEL South Carolina	\$5.80	
Western Reserve	\$5.80	
ALLTEL Alabama	\$5.80	
Texas ALLTEL	\$5.80	
ALLTEL Arkansas	\$5.80	(I)

* Daily Rates will be topped and maximum rates derived as set forth in 7.2.2(B) preceding.

(TR95)

Issued: December 17, 2001

Effective: January 1, 2002

One Allied Drive
Little Rock, AR 72203

ACCESS SERVICE

17. Rates and Charges (Cont'd)17.3 Special Access Service (Cont'd)17.3.4 Voice Grade Service (Cont'd)(C) Optional Features and Functions (Cont'd)

(2) Conditioning Per Termination

- C-Type

<u>Filing Entity</u>	<u>Monthly Rate</u>	
ALLTEL Carolina, Inc.	\$19.30	(R)
ALLTEL Florida	\$19.30	
ALLTEL GA. Communications Corp.	\$19.30	
Georgia ALLTEL Telecom, Inc.	\$19.30	
ALLTEL Kentucky	\$19.30	
ALLTEL New York, Inc. - Fulton	\$19.30	
ALLTEL New York, Inc. - Jamestown	\$19.30	
ALLTEL New York, Inc. - Red Jacket	\$19.30	
Oklahoma ALLTEL, Inc.	\$19.30	
ALLTEL Pennsylvania	\$19.30	
Sugar Land Telephone	\$19.30	
ALLTEL Georgia	\$19.30	
ALLTEL Mississippi	\$19.30	
ALLTEL Missouri	\$19.30	
ALLTEL Oklahoma	\$19.30	
ALLTEL South Carolina	\$19.30	
Western Reserve	\$19.30	
ALLTEL Alabama	\$19.30	
Texas ALLTEL	\$19.30	
ALLTEL Arkansas	\$19.30	

(TR105)

Issued: June 17, 2002

Effective: July 2, 2002

One Allied Drive
Little Rock, AR 72203

ACCESS SERVICE

17. Rates and Charges (Cont'd)17.3 Special Access Service (Cont'd)17.3.4 Voice Grade Service (Cont'd)(C) Optional Features and Functions (Cont'd)

(2) Conditioning Per Termination

- D-Type (Data Capability)

<u>Filing Entity</u>	<u>Monthly Rate</u>	
ALLTEL Carolina, Inc.	\$19.30	(R)
ALLTEL Florida	\$19.30	
ALLTEL GA. Communications Corp.	\$19.30	
Georgia ALLTEL Telecom, Inc.	\$19.30	
ALLTEL Kentucky	\$19.30	
ALLTEL New York, Inc. - Fulton	\$19.30	
ALLTEL New York, Inc. - Jamestown	\$19.30	
ALLTEL New York, Inc. - Red Jacket	\$19.30	
Oklahoma ALLTEL, Inc.	\$19.30	
ALLTEL Pennsylvania	\$19.30	
Sugar Land Telephone	\$19.30	
ALLTEL Georgia	\$19.30	
ALLTEL Mississippi	\$19.30	
ALLTEL Missouri	\$19.30	
ALLTEL Oklahoma	\$19.30	
ALLTEL South Carolina	\$19.30	
Western Reserve	\$19.30	
ALLTEL Alabama	\$19.30	
Texas ALLTEL	\$19.30	
ALLTEL Arkansas	\$19.30	

(TR105)

Issued: June 17, 2002

Effective: July 2, 2002

One Allied Drive
Little Rock, AR 72203

ACCESS SERVICE

17. Rates and Charges (Cont'd)
- 17.3 Special Access Service (Cont'd)
- 17.3.4 Voice Grade Service (Cont'd)
- (C) Optional Features and Functions (Cont'd)
- (2) Conditioning Per Termination
- Telephoto Capability

<u>Filing Entity</u>	<u>Monthly Rate</u>
ALLTEL Carolina, Inc.	
ALLTEL Florida	
ALLTEL GA. Communications Corp.	
Georgia ALLTEL Telecom, Inc.	
ALLTEL Kentucky	
ALLTEL New York, Inc. - Fulton	
ALLTEL New York, Inc. - Jamestown	
ALLTEL New York, Inc. - Red Jacket	
Oklahoma ALLTEL, Inc.	
ALLTEL Pennsylvania	
Sugar Land Telephone	\$9.58
ALLTEL Georgia	
ALLTEL Mississippi	
ALLTEL Missouri	
ALLTEL Oklahoma	
ALLTEL South Carolina	
Western Reserve	
ALLTEL Alabama	
Texas ALLTEL	
ALLTEL Arkansas	

(N)

(TR61)

Issued: June 16, 1998

Effective: July 1, 1998

One Allied Drive
Little Rock, AR 72203

ACCESS SERVICE

17. Rates and Charges (Cont'd)17.3 Special Access Service (Cont'd)17.3.4 Voice Grade Service (Cont'd)(C) Optional Features and Functions (Cont'd)

- (3) Improved Return Loss for Effective
Two-Wire or Four-Wire Transmission.
Rate applied per Channel Termination.

<u>Filing Entity</u>	<u>Monthly Rate</u>	
ALLTEL Carolina, Inc.	\$18.50	(R)
ALLTEL Florida	\$18.50	
ALLTEL GA. Communications Corp.	\$18.50	
Georgia ALLTEL Telecom, Inc.	\$18.50	
ALLTEL Kentucky	\$18.50	
ALLTEL New York, Inc. - Fulton	\$18.50	
ALLTEL New York, Inc. - Jamestown	\$18.50	
ALLTEL New York, Inc. - Red Jacket	\$18.50	
Oklahoma ALLTEL, Inc.	\$18.50	
ALLTEL Pennsylvania	\$18.50	
Sugar Land Telephone	\$18.50	
ALLTEL Georgia	\$18.50	
ALLTEL Mississippi	\$18.50	
ALLTEL Missouri	\$18.50	
ALLTEL Oklahoma	\$18.50	
ALLTEL South Carolina	\$18.50	
Western Reserve	\$18.50	
ALLTEL Alabama	\$18.50	
Texas ALLTEL	\$18.50	
ALLTEL Arkansas	\$18.50	

(TR105)

Issued: June 17, 2002

Effective: July 2, 2002

One Allied Drive
Little Rock, AR 72203

ACCESS SERVICE

17. Rates and Charges (Cont'd)17.3 Special Access Service (Cont'd)17.3.4 Voice Grade Service (Cont'd)(C) Optional Features and Functions (Cont'd)

- (4) Customer Specified Receive Level per
-
- Two-Wire Termination.

<u>Filing Entity</u>	<u>Monthly Rate</u>	
ALLTEL Carolina, Inc.	\$12.70	(R)
ALLTEL Florida	\$12.70	
ALLTEL GA. Communications Corp.	\$12.70	
Georgia ALLTEL Telecom, Inc.	\$12.70	
ALLTEL Kentucky	\$12.70	
ALLTEL New York, Inc. - Fulton	\$12.70	
ALLTEL New York, Inc. - Jamestown	\$12.70	
ALLTEL New York, Inc. - Red Jacket	\$12.70	
Oklahoma ALLTEL, Inc.	\$12.70	
ALLTEL Pennsylvania	\$12.70	
Sugar Land Telephone	\$12.70	
ALLTEL Georgia	\$12.70	
ALLTEL Mississippi	\$12.70	
ALLTEL Missouri	\$12.70	
ALLTEL Oklahoma	\$12.70	
ALLTEL South Carolina	\$12.70	
Western Reserve	\$12.70	
ALLTEL Alabama	\$12.70	
Texas ALLTEL	\$12.70	
ALLTEL Arkansas	\$12.70	(R)

(TR105)

Issued: June 17, 2002

Effective: July 2, 2002

One Allied Drive
Little Rock, AR 72203

ACCESS SERVICE

17. Rates and Charges (Cont'd)17.3 Special Access Service (Cont'd)17.3.4 Voice Grade Service (Cont'd)(C) Optional Features and Functions (Cont'd)

- (5) Multiplexing per Arrangement.
Voice to Telegraph grade per
Channel Termination.

<u>Filing Entity</u>	<u>Monthly Rate</u>
ALLTEL Carolina, Inc.	
ALLTEL Florida	
ALLTEL GA. Communications Corp.	
Georgia ALLTEL Telecom, Inc.	
ALLTEL Kentucky	
ALLTEL New York, Inc. - Fulton	
ALLTEL New York, Inc. - Jamestown	
ALLTEL New York, Inc. - Red Jacket	
Oklahoma ALLTEL, Inc.	
ALLTEL Pennsylvania	
Sugar Land Telephone	\$240.77
ALLTEL Georgia	
ALLTEL Mississippi	
ALLTEL Missouri	
ALLTEL Oklahoma	
ALLTEL South Carolina	
Western Reserve	
ALLTEL Alabama	
Texas ALLTEL	
ALLTEL Arkansas	

(N)

(TR95)

Issued: December 17, 2001

Effective: January 1, 2002

One Allied Drive
Little Rock, AR 72203

ACCESS SERVICE

17. Rates and Charges (Cont'd)17.3 Special Access Service (Cont'd)17.3.4 Voice Grade Service (Cont'd)(C) Optional Features and Functions (Cont'd)

(6) Signaling Capability per Termination.

<u>Filing Entity</u>	<u>Monthly Rate</u>	
ALLTEL Carolina, Inc.	\$2.70	(R)
ALLTEL Florida	\$2.70	
ALLTEL GA. Communications Corp.	\$2.70	
Georgia ALLTEL Telecom, Inc.	\$2.70	
ALLTEL Kentucky	\$2.70	
ALLTEL New York, Inc. - Fulton	\$2.70	
ALLTEL New York, Inc. - Jamestown	\$2.70	
ALLTEL New York, Inc. - Red Jacket	\$2.70	
Oklahoma ALLTEL, Inc.	\$2.70	
ALLTEL Pennsylvania	\$2.70	
Sugar Land Telephone	\$2.70	
ALLTEL Georgia	\$2.70	
ALLTEL Mississippi	\$2.70	
ALLTEL Missouri	\$2.70	
ALLTEL Oklahoma	\$2.70	
ALLTEL South Carolina	\$2.70	
Western Reserve	\$2.70	
ALLTEL Alabama	\$2.70	
Texas ALLTEL	\$2.70	
ALLTEL Arkansas	\$2.70	(R)

(TR95)

ACCESS SERVICE

17. Rates and Charges (Cont'd)17.3 Special Access Service (Cont'd)17.3.4 Voice Grade Service (Cont'd)(C) Optional Features and Functions (Cont'd)

(7) Selective Signaling Arrangement per Arrangement.

<u>Filing Entity</u>	<u>Monthly Rate</u>
ALLTEL Carolina, Inc.	\$18.50
ALLTEL Florida	\$18.50
ALLTEL GA. Communications Corp.	\$18.50
Georgia ALLTEL Telecom, Inc.	\$18.50
ALLTEL Kentucky	\$18.50
ALLTEL New York, Inc. - Fulton	\$18.50
ALLTEL New York, Inc. - Jamestown	\$18.50
ALLTEL New York, Inc. - Red Jacket	\$18.50
Oklahoma ALLTEL, Inc.	\$18.50
ALLTEL Pennsylvania	\$18.50
Sugar Land Telephone	\$18.50
ALLTEL Georgia	\$18.50
ALLTEL Mississippi	\$18.50
ALLTEL Missouri	\$18.50
ALLTEL Oklahoma	\$18.50
ALLTEL South Carolina	\$18.50
Western Reserve	\$18.50
ALLTEL Alabama	\$18.50
Texas ALLTEL	\$18.50
ALLTEL Arkansas	\$18.50

(R)

(R)

(TR105)

Issued: June 17, 2002

Effective: July 2, 2002

One Allied Drive
Little Rock, AR 72203

ACCESS SERVICE

17. Rates and Charges (Cont'd)17.3 Special Access Service (Cont'd)17.3.4 Voice Grade Service (Cont'd)(C) Optional Features and Functions (Cont'd)(8) Transfer Arrangement per four
port Arrangement.

<u>Filing Entity</u>	<u>Monthly Rate</u>
ALLTEL Carolina, Inc.	
ALLTEL Florida	
ALLTEL GA. Communications Corp.	
Georgia ALLTEL Telecom, Inc.	
ALLTEL Kentucky	
ALLTEL New York, Inc. - Fulton	
ALLTEL New York, Inc. - Jamestown	
ALLTEL New York, Inc. - Red Jacket	
Oklahoma ALLTEL, Inc.	
ALLTEL Pennsylvania	
Sugar Land Telephone	\$3.34
ALLTEL Georgia	
ALLTEL Mississippi	
ALLTEL Missouri	
ALLTEL Oklahoma	
ALLTEL South Carolina	
Western Reserve	
ALLTEL Alabama	
Texas ALLTEL	
ALLTEL Arkansas	

(N)

(TR61)

Issued: June 16, 1998

Effective: July 1, 1998

One Allied Drive
Little Rock, AR 72203

ACCESS SERVICE

17. Rates and Charges (Cont'd)17.3 Special Access Service (Cont'd)17.3.4 Voice Grade Service (Cont'd)(C) Optional Features and Functions (Cont'd)

- (9) Public Packet Switching Network (PPSN)
Interface Arrangement. Rate applied
per Arrangement.

<u>Filing Entity</u>	<u>Monthly Rate</u>
ALLTEL Carolina, Inc.	
ALLTEL Florida	
ALLTEL GA. Communications Corp.	
Georgia ALLTEL Telecom, Inc.	
ALLTEL Kentucky	
ALLTEL New York, Inc. - Fulton	
ALLTEL New York, Inc. - Jamestown	
ALLTEL New York, Inc. - Red Jacket	
Oklahoma ALLTEL, Inc.	
ALLTEL Pennsylvania	
Sugar Land Telephone	ICB
ALLTEL Georgia	
ALLTEL Mississippi	
ALLTEL Missouri	
ALLTEL Oklahoma	
ALLTEL South Carolina	
Western Reserve	
ALLTEL Alabama	
Texas ALLTEL	
ALLTEL Arkansas	

(N)

(TR61)

Issued: June 16, 1998

Effective: July 1, 1998

One Allied Drive
Little Rock, AR 72203

ACCESS SERVICE

17. Rates and Charges (Cont'd)17.3 Special Access Service (Cont'd)17.3.4 Voice Grade Service (Cont'd)(C) Optional Features and Functions (Cont'd)

(10) Improved Termination Option for Termination.

<u>Filing Entity</u>	<u>Monthly Rate</u>
ALLTEL Carolina, Inc.	\$10.98
ALLTEL Florida	\$10.98
ALLTEL GA. Communications Corp.	\$10.98
Georgia ALLTEL Telecom, Inc.	\$10.98
ALLTEL Kentucky	\$10.98
ALLTEL New York, Inc. - Fulton	\$10.98
ALLTEL New York, Inc. - Jamestown	\$10.98
ALLTEL New York, Inc. - Red Jacket	\$10.98
Oklahoma ALLTEL, Inc.	\$10.98
ALLTEL Pennsylvania	\$10.98
Sugar Land Telephone	\$10.98
ALLTEL Georgia	\$10.98
ALLTEL Mississippi	\$10.98
ALLTEL Missouri	\$10.98
ALLTEL Oklahoma	\$10.98
ALLTEL South Carolina	\$10.98
Western Reserve	\$10.98
ALLTEL Alabama	\$10.98
Texas ALLTEL	\$10.98
ALLTEL Arkansas	\$10.98

(N)

(TR61)

Issued: June 16, 1998

Effective: July 1, 1998

One Allied Drive
Little Rock, AR 72203

ACCESS SERVICE

17. Rates and Charges (Cont'd)17.3 Special Access Service (Cont'd)17.3.5 Program Audio Service (Cont'd)(A) Channel Termination Per Termination (Cont'd)

(2) 200 to 3500 Hz

<u>Filing Entity</u>	<u>Monthly Rate</u>	<u>Daily* Rate</u>	<u>Nonrecurring Charge</u>		
ALLTEL Carolina, Inc.	\$ 12.29	\$ 1.23	\$ 190.00	(R)	
ALLTEL Florida	\$ 9.55	\$ 0.96	\$ 190.00	(R)	(R)
ALLTEL GA. Communications Corp.	\$ 11.82	\$ 1.18	\$ 190.00	(I)	(I)
Georgia ALLTEL Telecom, Inc.	\$ 11.82	\$ 1.18	\$ 190.00	(I)	(I)
ALLTEL Kentucky	\$ 24.00	\$ 2.40	\$ 190.00	(I)	(I)
ALLTEL New York, Inc. - Fulton	\$ 21.40	\$ 2.14	\$ 190.00	(R)	(R)
ALLTEL New York, Inc. - Jamestown	\$ 21.40	\$ 2.14	\$ 190.00	(R)	(R)
ALLTEL New York, Inc. - Red Jacket	\$ 21.40	\$ 2.14	\$ 190.00	(R)	(R)
Oklahoma ALLTEL, Inc.	\$ 12.85	\$ 1.29	\$ 190.00	(R)	(R)
ALLTEL Pennsylvania	\$ 13.35	\$ 1.34	\$ 190.00	(I)	(I)
Sugar Land Telephone	\$ 14.29	\$ 1.43	\$ 190.00	(R)	(R)
ALLTEL Georgia	\$ 11.82	\$ 1.18	\$ 190.00	(I)	(I)
ALLTEL Mississippi	\$ 13.24	\$ 1.32	\$ 190.00	(I)	(I)
ALLTEL Missouri	\$ 8.60	\$ 0.86	\$ 190.00	(R)	(R)
ALLTEL Oklahoma	\$ 12.85	\$ 1.29	\$ 190.00	(R)	(R)
ALLTEL South Carolina	\$ 10.04	\$ 1.00	\$ 190.00	(R)	(R)
Western Reserve	\$ 11.69	\$ 1.17	\$ 190.00	(R)	(R)
ALLTEL Alabama	\$ 11.96	\$ 1.20	\$ 190.00	(I)	(I)
Texas ALLTEL	\$ 18.89	\$ 1.89	\$ 190.00	(R)	(R)
ALLTEL Arkansas	\$ 10.92	\$ 1.09	\$ 190.00	(R)	(R)

* Daily Rates will be topped and maximum rates derived as set forth in 7.2.2(B) preceding.

(TR138)

Issued: June 16, 2004

Effective: July 1, 2004

One Allied Drive
Little Rock, AR 72203

ACCESS SERVICE

17. Rates and Charges (Cont'd)17.3 Special Access Service (Cont'd)17.3.5 Program Audio Service (Cont'd)(A) Channel Termination Per Termination (Cont'd)

(2) 100 to 5000 Hz

<u>Filing Entity</u>	<u>Monthly Rate</u>	<u>Daily* Rate</u>	<u>Nonrecurring Charge</u>		
ALLTEL Carolina, Inc.	\$ 18.55	\$ 1.86	\$ 190.00	(R)	
ALLTEL Florida	\$ 14.41	\$ 1.44	\$ 190.00	(R)	(R)
ALLTEL GA. Communications Corp.	\$ 17.84	\$ 1.78	\$ 190.00	(I)	(I)
Georgia ALLTEL Telecom, Inc.	\$ 17.84	\$ 1.78	\$ 190.00	(I)	(I)
ALLTEL Kentucky	\$ 36.23	\$ 3.62	\$ 190.00	(I)	(I)
ALLTEL New York, Inc. - Fulton	\$ 26.12	\$ 2.61	\$ 190.00	(R)	(R)
ALLTEL New York, Inc. - Jamestown	\$ 26.12	\$ 2.61	\$ 190.00	(R)	(R)
ALLTEL New York, Inc. - Red Jacket	\$ 26.12	\$ 2.61	\$ 190.00	(R)	(R)
Oklahoma ALLTEL, Inc.	\$ 16.07	\$ 1.61	\$ 190.00	(R)	(R)
ALLTEL Pennsylvania	\$ 20.14	\$ 2.01	\$ 190.00	(I)	(I)
Sugar Land Telephone	\$ 21.57	\$ 2.16	\$ 190.00	(R)	(R)
ALLTEL Georgia	\$ 17.84	\$ 1.78	\$ 190.00	(I)	(I)
ALLTEL Mississippi	\$ 19.99	\$ 2.00	\$ 190.00	(I)	(I)
ALLTEL Missouri	\$ 10.75	\$ 1.08	\$ 190.00	(R)	(R)
ALLTEL Oklahoma	\$ 16.07	\$ 1.61	\$ 190.00	(R)	(R)
ALLTEL South Carolina	\$ 15.16	\$ 1.52	\$ 190.00	(R)	(R)
Western Reserve	\$ 25.45	\$ 2.55	\$ 190.00	(R)	(R)
ALLTEL Alabama	\$ 18.06	\$ 1.81	\$ 190.00	(I)	(I)
Texas ALLTEL	\$ 23.61	\$ 2.36	\$ 190.00	(R)	(R)
ALLTEL Arkansas	\$ 13.65	\$ 1.37	\$ 190.00	(R)	(R)

* Daily Rates will be topped and maximum rates derived as set forth in 7.2.2(B) preceding.

(TR138)

Issued: June 16, 2004

Effective: July 1, 2004

One Allied Drive
Little Rock, AR 72203

ACCESS SERVICE

17. Rates and Charges (Cont'd)17.3 Special Access Service (Cont'd)17.3.5 Program Audio Service (Cont'd)(A) Channel Termination Per Termination (Cont'd)

(3) 50 to 8000 Hz

<u>Filing Entity</u>	<u>Monthly Rate</u>	<u>Daily* Rate</u>	<u>Nonrecurring Charge</u>		
ALLTEL Carolina, Inc.	\$ 18.55	\$ 1.86	\$ 190.00	(R)	
ALLTEL Florida	\$ 14.41	\$ 1.44	\$ 190.00	(R)	(R)
ALLTEL GA. Communications Corp.	\$ 17.84	\$ 1.78	\$ 190.00	(I)	(I)
Georgia ALLTEL Telecom, Inc.	\$ 17.84	\$ 1.78	\$ 190.00	(I)	(I)
ALLTEL Kentucky	\$ 36.23	\$ 3.62	\$ 190.00	(I)	(I)
ALLTEL New York, Inc. - Fulton	\$ 26.12	\$ 2.61	\$ 190.00	(R)	(R)
ALLTEL New York, Inc. - Jamestown	\$ 26.12	\$ 2.61	\$ 190.00	(R)	(R)
ALLTEL New York, Inc. - Red Jacket	\$ 26.12	\$ 2.61	\$ 190.00	(R)	(R)
Oklahoma ALLTEL, Inc.	\$ 16.07	\$ 1.61	\$ 190.00	(R)	(R)
ALLTEL Pennsylvania	\$ 20.14	\$ 2.01	\$ 190.00	(I)	(I)
Sugar Land Telephone	\$ 21.57	\$ 2.16	\$ 190.00	(R)	(R)
ALLTEL Georgia	\$ 17.84	\$ 1.78	\$ 190.00	(I)	(I)
ALLTEL Mississippi	\$ 19.99	\$ 2.00	\$ 190.00	(I)	(I)
ALLTEL Missouri	\$ 10.75	\$ 1.08	\$ 190.00	(R)	(R)
ALLTEL Oklahoma	\$ 16.07	\$ 1.61	\$ 190.00	(R)	(R)
ALLTEL South Carolina	\$ 15.16	\$ 1.52	\$ 190.00	(R)	(R)
Western Reserve	\$ 25.45	\$ 2.55	\$ 190.00	(R)	(R)
ALLTEL Alabama	\$ 18.06	\$ 1.81	\$ 190.00	(I)	(I)
Texas ALLTEL	\$ 23.61	\$ 2.36	\$ 190.00	(R)	(R)
ALLTEL Arkansas	\$ 13.65	\$ 1.37	\$ 190.00	(R)	(R)

* Daily Rates will be topped and maximum rates derived as set forth in 7.2.2(B) preceding.

(TR138)

Issued: June 16, 2004

Effective: July 1, 2004

One Allied Drive
Little Rock, AR 72203

ACCESS SERVICE

17. Rates and Charges (Cont'd)
- 17.3 Special Access Service (Cont'd)
- 17.3.5 Program Audio Service (Cont'd)

(A) Channel Termination Per Termination (Cont'd)

(4) 50 to 15000 Hz

<u>Filing Entity</u>	<u>Monthly Rate</u>	<u>Daily* Rate</u>	<u>Nonrecurring Charge</u>		
ALLTEL Carolina, Inc.	\$ 18.55	\$ 1.86	\$ 190.00	(R)	
ALLTEL Florida	\$ 14.41	\$ 1.44	\$ 190.00	(R)	(R)
ALLTEL GA. Communications Corp.	\$ 17.84	\$ 1.78	\$ 190.00	(I)	(I)
Georgia ALLTEL Telecom, Inc.	\$ 17.84	\$ 1.78	\$ 190.00	(I)	(I)
ALLTEL Kentucky	\$ 36.23	\$ 3.62	\$ 190.00	(I)	(I)
ALLTEL New York, Inc. - Fulton	\$ 26.12	\$ 2.61	\$ 190.00	(R)	(R)
ALLTEL New York, Inc. - Jamestown	\$ 26.12	\$ 2.61	\$ 190.00	(R)	(R)
ALLTEL New York, Inc. - Red Jacket	\$ 26.12	\$ 2.61	\$ 190.00	(R)	(R)
Oklahoma ALLTEL, Inc.	\$ 16.07	\$ 1.61	\$ 190.00	(R)	(R)
ALLTEL Pennsylvania	\$ 20.14	\$ 2.01	\$ 190.00	(I)	(I)
Sugar Land Telephone	\$ 21.57	\$ 2.16	\$ 190.00	(R)	(R)
ALLTEL Georgia	\$ 17.84	\$ 1.78	\$ 190.00	(I)	(I)
ALLTEL Mississippi	\$ 19.99	\$ 2.00	\$ 190.00	(I)	(I)
ALLTEL Missouri	\$ 10.75	\$ 1.08	\$ 190.00	(R)	(R)
ALLTEL Oklahoma	\$ 16.07	\$ 1.61	\$ 190.00	(R)	(R)
ALLTEL South Carolina	\$ 15.16	\$ 1.52	\$ 190.00	(R)	(R)
Western Reserve	\$ 25.45	\$ 2.55	\$ 190.00	(R)	(R)
ALLTEL Alabama	\$ 18.06	\$ 1.81	\$ 190.00	(I)	(I)
Texas ALLTEL	\$ 23.61	\$ 2.36	\$ 190.00	(R)	(R)
ALLTEL Arkansas	\$ 13.65	\$ 1.37	\$ 190.00	(R)	(R)

* Daily Rates will be topped and maximum rates derived as set forth in 7.2.2(B) preceding.

(TR138)

Issued: June 16, 2004

Effective: July 1, 2004

One Allied Drive
Little Rock, AR 72203

ACCESS SERVICE

17. Rates and Charges (Cont'd)
- 17.3 Special Access Service (Cont'd)
- 17.3.5 Program Audio Service (Cont'd)
- (B) Channel Mileage
- (1) 200 to 3500 Hz

<u>Filing Entity</u>	<u>Facility Per Mile</u>		<u>Termination Per Termination</u>					
	<u>Monthly Rate</u>	<u>Daily* Rate</u>	<u>Monthly Rate</u>	<u>Daily* Rate</u>				
ALLTEL Carolina, Inc.	\$ 0.42	\$ 0.04	\$ 8.35	\$ 0.84			(R)	
LLTEL Florida	\$ 0.32	\$ 0.03	\$ 6.49	\$ 0.65	(R)	(R)	(R)	(R)
ALLTEL GA. Communications Corp.	\$ 0.40	\$ 0.04	\$ 8.03	\$ 0.80	(I)		(I)	(I)
Georgia ALLTEL Telecom, Inc.	\$ 0.40	\$ 0.04	\$ 8.03	\$ 0.80	(I)		(I)	(I)
ALLTEL Kentucky	\$ 0.82	\$ 0.08	\$ 16.30	\$ 1.63	(I)	(I)	(I)	(I)
ALLTEL New York, Inc. - Fulton	\$ 12.72	\$ 1.27	\$ 0.00	\$ 0.00	(R)	(R)		
ALLTEL New York, Inc. - Jamestown	\$ 12.72	\$ 1.27	\$ 0.00	\$ 0.00	(R)	(R)		
ALLTEL New York, Inc. - Red Jacket	\$ 12.72	\$ 1.27	\$ 0.00	\$ 0.00	(R)	(R)		
Oklahoma ALLTEL, Inc.	\$ 0.75	\$ 0.08	\$ 10.65	\$ 1.07	(R)	(R)	(R)	(R)
ALLTEL Pennsylvania	\$ 0.45	\$ 0.05	\$ 9.07	\$ 0.91	(I)	(I)	(I)	(I)
Sugar Land Telephone	\$ 0.49	\$ 0.05	\$ 9.71	\$ 0.97	(R)	(R)	(R)	(R)
ALLTEL Georgia	\$ 0.40	\$ 0.04	\$ 8.03	\$ 0.80	(I)		(I)	(I)
ALLTEL Mississippi	\$ 0.45	\$ 0.05	\$ 8.99	\$ 0.90	(I)	(I)	(I)	(I)
ALLTEL Missouri	\$ 0.50	\$ 0.05	\$ 7.13	\$ 0.71	(R)	(R)	(R)	(R)
ALLTEL Oklahoma	\$ 0.75	\$ 0.08	\$ 10.65	\$ 1.07	(R)	(R)	(R)	(R)
ALLTEL South Carolina	\$ 0.34	\$ 0.03	\$ 6.82	\$ 0.68	(R)	(R)	(R)	(R)
Western Reserve	\$ 0.92	\$ 0.09	\$ 8.25	\$ 0.83	(R)	(R)	(R)	(R)
ALLTEL Alabama	\$ 0.41	\$ 0.04	\$ 8.13	\$ 0.81	(I)		(I)	(I)
Texas ALLTEL	\$ 1.10	\$ 0.11	\$ 15.65	\$ 1.57	(R)	(R)	(R)	(R)
ALLTEL Arkansas	\$ 0.63	\$ 0.06	\$ 9.05	\$ 0.91	(R)	(R)	(R)	(R)

* Daily Rates will be topped and maximum rates derived as set forth in 7.2.2(B) preceding.

(TR138)

Issued: June 16, 2004

Effective: July 1, 2004

One Allied Drive
Little Rock, AR 72203

ACCESS SERVICE

17. Rates and Charges (Cont'd)
- 17.3 Special Access Service (Cont'd)
- 17.3.5 Program Audio Service (Cont'd)
- (B) Channel Mileage
- (2) 100 to 5000 Hz

<u>Filing Entity</u>	<u>Facility Per Mile</u>		<u>Termination Per Termination</u>						
	<u>Monthly Rate</u>	<u>Daily*</u> <u>Rate</u>	<u>Monthly Rate</u>	<u>Daily*</u> <u>Rate</u>					
ALLTEL Carolina, Inc.	\$ 0.46	\$ 0.05	\$ 11.59	\$ 1.16				(R)	
ALLTEL Florida	\$ 0.36	\$ 0.04	\$ 9.01	\$ 0.90	(R)	(R)	(R)	(R)	
ALLTEL GA. Communications Corp.	\$ 0.45	\$ 0.05	\$ 11.15	\$ 1.12	(I)	(I)	(I)	(I)	
Georgia ALLTEL Telecom, Inc.	\$ 0.45	\$ 0.05	\$ 11.15	\$ 1.12	(I)	(I)	(I)	(I)	
ALLTEL Kentucky	\$ 0.91	\$ 0.09	\$ 22.64	\$ 2.26	(I)	(I)	(I)	(I)	
ALLTEL New York, Inc. - Fulton	\$ 12.72	\$ 1.27	\$ 0.00	\$ 0.00	(R)	(R)			
ALLTEL New York, Inc. - Jamestown	\$ 12.72	\$ 1.27	\$ 0.00	\$ 0.00	(R)	(R)			
ALLTEL New York, Inc. - Red Jacket	\$ 12.72	\$ 1.27	\$ 0.00	\$ 0.00	(R)	(R)			
Oklahoma ALLTEL, Inc.	\$ 1.25	\$ 0.13	\$ 12.56	\$ 1.26	(R)	(R)	(R)	(R)	
ALLTEL Pennsylvania	\$ 0.50	\$ 0.05	\$ 12.59	\$ 1.26	(I)		(I)	(I)	
Sugar Land Telephone	\$ 0.54	\$ 0.05	\$ 13.48	\$ 1.35	(R)	(R)	(R)	(R)	
ALLTEL Georgia	\$ 0.45	\$ 0.05	\$ 11.15	\$ 1.12	(I)	(I)	(I)	(I)	
ALLTEL Mississippi	\$ 0.50	\$ 0.05	\$ 12.49	\$ 1.25	(I)	(I)	(I)	(I)	
ALLTEL Missouri	\$ 0.83	\$ 0.08	\$ 8.41	\$ 0.84	(R)	(R)	(R)	(R)	
ALLTEL Oklahoma	\$ 1.25	\$ 0.13	\$ 12.56	\$ 1.26	(R)	(R)	(R)	(R)	
ALLTEL South Carolina	\$ 0.38	\$ 0.04	\$ 9.47	\$ 0.95	(R)	(R)	(R)	(R)	
Western Reserve	\$ 1.38	\$ 0.14	\$ 14.67	\$ 1.47	(R)	(R)	(R)	(R)	
ALLTEL Alabama	\$ 0.45	\$ 0.05	\$ 11.29	\$ 1.13	(I)	(I)	(I)	(I)	
Texas ALLTEL	\$ 1.83	\$ 0.18	\$ 18.46	\$ 1.85	(R)	(R)	(R)	(R)	
ALLTEL Arkansas	\$ 1.06	\$ 0.11	\$ 10.67	\$ 1.07	(R)	(R)	(R)	(R)	

* Daily Rates will be topped and maximum rates derived as set forth in 7.2.2(B) preceding.

(TR138)

Issued: June 16, 2004

Effective: July 1, 2004

One Allied Drive
Little Rock, AR 72203

ACCESS SERVICE

17. Rates and Charges (Cont'd)
- 17.3 Special Access Service (Cont'd)
- 17.3.5 Program Audio Service (Cont'd)
- (B) Channel Mileage
- (3) 50 to 8000 Hz

<u>Filing Entity</u>	<u>Facility Per Mile</u>		<u>Termination Per Termination</u>					
	<u>Monthly Rate</u>	<u>Daily*</u> <u>Rate</u>	<u>Monthly Rate</u>	<u>Daily*</u> <u>Rate</u>				
ALLTEL Carolina, Inc.	\$ 0.46	\$ 0.05	\$ 11.59	\$ 1.16			(R)	
ALLTEL Florida	\$ 0.36	\$ 0.04	\$ 9.01	\$ 0.90	(R)	(R)	(R)	(R)
ALLTEL GA. Communications Corp.	\$ 0.45	\$ 0.05	\$ 11.15	\$ 1.12	(I)	(I)	(I)	(I)
Georgia ALLTEL Telecom, Inc.	\$ 0.45	\$ 0.05	\$ 11.15	\$ 1.12	(I)	(I)	(I)	(I)
ALLTEL Kentucky	\$ 0.91	\$ 0.09	\$ 22.64	\$ 2.26	(I)	(I)	(I)	(I)
ALLTEL New York, Inc. - Fulton	\$ 12.72	\$ 1.27	\$ 0.00	\$ 0.00	(R)	(R)		
ALLTEL New York, Inc. - Jamestown	\$ 12.72	\$ 1.27	\$ 0.00	\$ 0.00	(R)	(R)		
ALLTEL New York, Inc. - Red Jacket	\$ 12.72	\$ 1.27	\$ 0.00	\$ 0.00	(R)	(R)		
Oklahoma ALLTEL, Inc.	\$ 1.29	\$ 0.13	\$ 12.56	\$ 1.26	(R)	(R)	(R)	(R)
ALLTEL Pennsylvania	\$ 0.50	\$ 0.05	\$ 12.59	\$ 1.26	(I)		(I)	(I)
Sugar Land Telephone	\$ 0.54	\$ 0.05	\$ 13.48	\$ 1.35	(R)	(R)	(R)	(R)
ALLTEL Georgia	\$ 0.45	\$ 0.05	\$ 11.15	\$ 1.12	(I)	(I)	(I)	(I)
ALLTEL Mississippi	\$ 0.50	\$ 0.05	\$ 12.49	\$ 1.25	(I)	(I)	(I)	(I)
ALLTEL Missouri	\$ 0.86	\$ 0.09	\$ 8.41	\$ 0.84	(R)	(R)	(R)	(R)
ALLTEL Oklahoma	\$ 1.29	\$ 0.13	\$ 12.56	\$ 1.26	(R)	(R)	(R)	(R)
ALLTEL South Carolina	\$ 0.38	\$ 0.04	\$ 9.47	\$ 0.95	(R)	(R)	(R)	(R)
Western Reserve	\$ 1.83	\$ 0.18	\$ 14.67	\$ 1.47	(R)	(R)	(R)	(R)
ALLTEL Alabama	\$ 0.45	\$ 0.05	\$ 11.29	\$ 1.13	(I)	(I)	(I)	(I)
Texas ALLTEL	\$ 1.89	\$ 0.19	\$ 18.46	\$ 1.85	(R)	(R)	(R)	(R)
ALLTEL Arkansas	\$ 1.09	\$ 0.11	\$ 10.67	\$ 1.07	(R)	(R)	(R)	(R)

* Daily Rates will be topped and maximum rates derived as set forth in 7.2.2(B) preceding.

(TR138)

Issued: June 16, 2004

Effective: July 1, 2004

One Allied Drive
Little Rock, AR 72203

ACCESS SERVICE

17. Rates and Charges (Cont'd)
- 17.3 Special Access Service (Cont'd)
- 17.3.5 Program Audio Service (Cont'd)
- (B) Channel Mileage
- (4) 50 to 15000 Hz

<u>Filing Entity</u>	<u>Facility Per Mile</u>		<u>Termination Per Termination</u>					
	<u>Monthly Rate</u>	<u>Daily*</u> <u>Rate</u>	<u>Monthly Rate</u>	<u>Daily*</u> <u>Rate</u>				
ALLTEL Carolina, Inc.	\$ 0.46	\$ 0.05	\$ 11.59	\$ 1.16			(R)	
ALLTEL Florida	\$ 0.36	\$ 0.04	\$ 9.01	\$ 0.90	(R)	(R)	(R)	(R)
ALLTEL GA. Communications Corp.	\$ 0.45	\$ 0.05	\$ 11.15	\$ 1.12	(I)	(I)	(I)	(I)
Georgia ALLTEL Telecom, Inc.	\$ 0.45	\$ 0.05	\$ 11.15	\$ 1.12	(I)	(I)	(I)	(I)
ALLTEL Kentucky	\$ 0.91	\$ 0.09	\$ 22.64	\$ 2.26	(I)	(I)	(I)	(I)
ALLTEL New York, Inc. - Fulton	\$ 12.72	\$ 1.27	\$ 0.00	\$ 0.00	(R)	(R)		
ALLTEL New York, Inc. - Jamestown	\$ 12.72	\$ 1.27	\$ 0.00	\$ 0.00	(R)	(R)		
ALLTEL New York, Inc. - Red Jacket	\$ 12.72	\$ 1.27	\$ 0.00	\$ 0.00	(R)	(R)		
Oklahoma ALLTEL, Inc.	\$ 3.65	\$ 0.37	\$ 12.56	\$ 1.26	(R)	(R)	(R)	(R)
ALLTEL Pennsylvania	\$ 0.50	\$ 0.05	\$ 12.59	\$ 1.26	(I)		(I)	(I)
Sugar Land Telephone	\$ 0.54	\$ 0.05	\$ 13.48	\$ 1.35	(R)	(R)	(R)	(R)
ALLTEL Georgia	\$ 0.45	\$ 0.05	\$ 11.15	\$ 1.12	(I)	(I)	(I)	(I)
ALLTEL Mississippi	\$ 0.50	\$ 0.05	\$ 12.49	\$ 1.25	(I)	(I)	(I)	(I)
ALLTEL Missouri	\$ 2.44	\$ 0.24	\$ 8.41	\$ 0.84	(R)	(R)	(R)	(R)
ALLTEL Oklahoma	\$ 3.65	\$ 0.37	\$ 12.56	\$ 1.26	(R)	(R)	(R)	(R)
ALLTEL South Carolina	\$ 0.38	\$ 0.04	\$ 9.47	\$ 0.95	(R)	(R)	(R)	(R)
Western Reserve	\$ 3.21	\$ 0.32	\$ 14.67	\$ 1.47	(R)	(R)	(R)	(R)
ALLTEL Alabama	\$ 0.45	\$ 0.05	\$ 11.29	\$ 1.13	(I)	(I)	(I)	(I)
Texas ALLTEL	\$ 5.36	\$ 0.54	\$ 18.46	\$ 1.85	(R)	(R)	(R)	(R)
ALLTEL Arkansas	\$ 3.10	\$ 0.31	\$ 10.67	\$ 1.07	(R)	(R)	(R)	(R)

* Daily Rates will be topped and maximum rates derived as set forth in 7.2.2(B) preceding.

(TR138)

Issued: June 16, 2004

Effective: July 1, 2004

One Allied Drive
Little Rock, AR 72203

ACCESS SERVICE

17. Rates and Charges (Cont'd)17.3 Special Access Service (Cont'd)17.3.5 Program Audio Service (Cont'd)(C) Optional Features and Functions

Rates applicable for companies listed in 17.3.5(A).

- (1) Bridging, Distribution Amplifier
-
- Per Port

<u>Filing Entity</u>	<u>Monthly Rate</u>	<u>Daily* Rate</u>
ALLTEL Carolina, Inc.		
ALLTEL Florida		
ALLTEL GA. Communications Corp.		
Georgia ALLTEL Telecom, Inc.		
ALLTEL Kentucky		
ALLTEL NY, Inc. - Fulton		
ALLTEL NY, Inc. - Jamestown		
ALLTEL NY, Inc. - Red Jacket		
Oklahoma ALLTEL, Inc.		
ALLTEL Pennsylvania		
Sugar Land Telephone	\$21.28	\$2.13
ALLTEL Georgia		
ALLTEL Mississippi		
ALLTEL Missouri		
ALLTEL Oklahoma		
ALLTEL South Carolina		
Western Reserve		
ALLTEL Alabama		
Texas ALLTEL		
ALLTEL Arkansas		

(N)

* Daily Rates will be topped and maximum rates derived as set forth in 7.2.2(B) preceding.

(TR61)

Issued: June 16, 1998

Effective: July 1, 1998

One Allied Drive
Little Rock, AR 72203

ACCESS SERVICE

17. Rates and Charges (Cont'd)17.3 Special Access Service (Cont'd)17.3.5 Program Audio Service (Cont'd)(C) Optional Features and Functions (Cont'd)

Rates applicable for companies listed in 17.3.5(A).

- (2) Gain Conditioning. Rate applied
-
- per Channel Termination.

<u>Filing Entity</u>	<u>Monthly Rate</u>	<u>Daily* Rate</u>
ALLTEL Carolina, Inc.	\$12.00	\$1.20
ALLTEL Florida	\$12.00	\$1.20
ALLTEL GA. Communications Corp.	\$12.00	\$1.20
Georgia ALLTEL Telecom, Inc.	\$12.00	\$1.20
ALLTEL Kentucky	\$12.00	\$1.20
ALLTEL NY, Inc. - Fulton	\$12.00	\$1.20
ALLTEL NY, Inc. - Jamestown	\$12.00	\$1.20
ALLTEL NY, Inc. - Red Jacket	\$12.00	\$1.20
Oklahoma ALLTEL, Inc.	\$12.00	\$1.20
ALLTEL Pennsylvania	\$12.00	\$1.20
Sugar Land Telephone	\$12.00	\$1.20
ALLTEL Georgia	\$12.00	\$1.20
ALLTEL Mississippi	\$12.00	\$1.20
ALLTEL Missouri	\$12.00	\$1.20
ALLTEL Oklahoma	\$12.00	\$1.20
ALLTEL South Carolina	\$12.00	\$1.20
Western Reserve	\$12.00	\$1.20
ALLTEL Alabama	\$12.00	\$1.20
Texas ALLTEL	\$12.00	\$1.20
ALLTEL Arkansas	\$12.00	\$1.20

(N) (N)

* Daily Rates will be topped and maximum rates derived as set forth in 7.2.2(B)
preceding.

(TR61)

Issued: June 16, 1998

Effective: July 1, 1998

One Allied Drive
Little Rock, AR 72203

ACCESS SERVICE

17. Rates and Charges (Cont'd)17.3 Special Access Service (Cont'd)17.3.5 Program Audio Service (Cont'd)(C) Optional Features and Functions (Cont'd)

Rates applicable for companies listed in 17.3.5(A).

(3) Stereo per Service.

<u>Filing Entity</u>	<u>Monthly Rate</u>	<u>Daily* Rate</u>
ALLTEL Carolina, Inc.		
ALLTEL Florida		
ALLTEL GA. Communications Corp.		
Georgia ALLTEL Telecom, Inc.		
ALLTEL Kentucky		
ALLTEL NY, Inc. - Fulton		
ALLTEL NY, Inc. - Jamestown		
ALLTEL NY, Inc. - Red Jacket		
Oklahoma ALLTEL, Inc.		
ALLTEL Pennsylvania		
Sugar Land Telephone		
ALLTEL Georgia		
ALLTEL Mississippi		
ALLTEL Missouri		
ALLTEL Oklahoma		
ALLTEL South Carolina		
Western Reserve		
ALLTEL Alabama		
Texas ALLTEL		
ALLTEL Arkansas		

(N)

* Daily Rates will be topped and maximum rates derived as set forth in 7.2.2(B) preceding.

(TR61)

Issued: June 16, 1998

Effective: July 1, 1998

One Allied Drive
Little Rock, AR 72203

ACCESS SERVICE

17. Rates and Charges (Cont'd)

17.3 Special Access Service (Cont'd)

17.3.6 Video Service

Regulations concerning Video Service are set forth in 7.8 preceding.

Video Service rates and charges for issuing carriers referencing ALLTEL Telephone System Tariff F.C.C. No. 1 for Special Access Service will be determined on an individual case basis and filed in Section 17.3.9 following.

(TR28)

Issued: July 28, 1994

Effective: September 1, 1994

One Allied Drive
Little Rock, AR 72203

ACCESS SERVICE

17. Rates and Charges (Cont'd)17.3 Special Access Service (Cont'd)17.3.7 Digital Data Service

Regulations concerning Digital Data Service are set forth in 7.9 preceding.

(A) Channel Termination Per Termination

(1) 2.4 Kbps

<u>Filing Entity</u>	<u>Monthly Rate</u>	<u>Nonrecurring Charge</u>	
ALLTEL Carolina, Inc.	\$ 30.14	\$ 140.00	(R)
ALLTEL Florida	\$ 23.42	\$ 140.00	(R)
ALLTEL GA. Communications Corp.	\$ 28.99	\$ 140.00	(I)
Georgia ALLTEL Telecom, Inc.	\$ 28.99	\$ 140.00	(I)
ALLTEL Kentucky	\$ 58.88	\$ 140.00	(I)
ALLTEL New York, Inc. - Fulton	\$ 45.62	\$ 140.00	(R)
ALLTEL New York, Inc. - Jamestown	\$ 45.62	\$ 140.00	(R)
ALLTEL New York, Inc. - Red Jacket	\$ 45.62	\$ 140.00	(R)
Oklahoma ALLTEL, Inc.	\$ 47.66	\$ 140.00	(R)
ALLTEL Pennsylvania	\$ 32.73	\$ 140.00	(I)
Sugar Land Telephone	\$ 35.05	\$ 140.00	(R)
ALLTEL Georgia	\$ 28.99	\$ 140.00	(I)
ALLTEL Mississippi	\$ 32.48	\$ 140.00	(I)
ALLTEL Missouri	\$ 31.89	\$ 140.00	(R)
ALLTEL Oklahoma	\$ 47.66	\$ 140.00	(R)
ALLTEL South Carolina	\$ 24.63	\$ 140.00	(R)
Western Reserve	\$ 50.44	\$ 140.00	(R)
ALLTEL Alabama	\$ 29.35	\$ 140.00	(I)
Texas ALLTEL	\$ 70.03	\$ 140.00	(R)
ALLTEL Arkansas	\$ 40.48	\$ 140.00	(R)

(TR138)

Issued: June 16, 2004

Effective: July 1, 2004

One Allied Drive
Little Rock, AR 72203

ACCESS SERVICE

17. Rates and Charges (Cont'd)17.3 Special Access Service (Cont'd)17.3.7 Digital Data Service (Cont'd)(A) Channel Termination Per Termination (Cont'd)

(2) 4.8 Kbps

<u>Filing Entity</u>	<u>Monthly Rate</u>	<u>Nonrecurring Charge</u>	
ALLTEL Carolina, Inc.	\$ 30.14	\$ 140.00	(R)
ALLTEL Florida	\$ 23.42	\$ 140.00	(R)
ALLTEL GA. Communications Corp.	\$ 28.99	\$ 140.00	(I)
Georgia ALLTEL Telecom, Inc.	\$ 28.99	\$ 140.00	(I)
ALLTEL Kentucky	\$ 58.88	\$ 140.00	(I)
ALLTEL New York, Inc. - Fulton	\$ 45.62	\$ 140.00	(R)
ALLTEL New York, Inc. - Jamestown	\$ 45.62	\$ 140.00	(R)
ALLTEL New York, Inc. - Red Jacket	\$ 45.62	\$ 140.00	(R)
Oklahoma ALLTEL, Inc.	\$ 47.66	\$ 140.00	(R)
ALLTEL Pennsylvania	\$ 32.73	\$ 140.00	(I)
Sugar Land Telephone	\$ 35.05	\$ 140.00	(R)
ALLTEL Georgia	\$ 28.99	\$ 140.00	(I)
ALLTEL Mississippi	\$ 32.48	\$ 140.00	(I)
ALLTEL Missouri	\$ 31.89	\$ 140.00	(R)
ALLTEL Oklahoma	\$ 47.66	\$ 140.00	(R)
ALLTEL South Carolina	\$ 24.63	\$ 140.00	(R)
Western Reserve	\$ 50.44	\$ 140.00	(R)
ALLTEL Alabama	\$ 29.35	\$ 140.00	(I)
Texas ALLTEL	\$ 70.03	\$ 140.00	(R)
ALLTEL Arkansas	\$ 40.48	\$ 140.00	(R)

(TR138)

Issued: June 16, 2004

Effective: July 1, 2004

One Allied Drive
Little Rock, AR 72203

ACCESS SERVICE

17. Rates and Charges (Cont'd)17.3 Special Access Service (Cont'd)17.3.7 Digital Data Service (Cont'd)(A) Channel Termination Per Termination (Cont'd)

(3) 9.6 Kpbs

<u>Filing Entity</u>	<u>Monthly Rate</u>	<u>Nonrecurring Charge</u>	
ALLTEL Carolina, Inc.	\$ 30.14	\$ 140.00	(R)
ALLTEL Florida	\$ 23.42	\$ 140.00	(R)
ALLTEL GA. Communications Corp.	\$ 28.99	\$ 140.00	(I)
Georgia ALLTEL Telecom, Inc.	\$ 28.99	\$ 140.00	(I)
ALLTEL Kentucky	\$ 58.88	\$ 140.00	(I)
ALLTEL New York, Inc. - Fulton	\$ 45.62	\$ 140.00	(R)
ALLTEL New York, Inc. - Jamestown	\$ 45.62	\$ 140.00	(R)
ALLTEL New York, Inc. - Red Jacket	\$ 45.62	\$ 140.00	(R)
Oklahoma ALLTEL, Inc.	\$ 47.66	\$ 140.00	(R)
ALLTEL Pennsylvania	\$ 32.73	\$ 140.00	(I)
Sugar Land Telephone	\$ 35.05	\$ 140.00	(R)
ALLTEL Georgia	\$ 28.99	\$ 140.00	(I)
ALLTEL Mississippi	\$ 32.48	\$ 140.00	(I)
ALLTEL Missouri	\$ 31.89	\$ 140.00	(R)
ALLTEL Oklahoma	\$ 47.66	\$ 140.00	(R)
ALLTEL South Carolina	\$ 24.63	\$ 140.00	(R)
Western Reserve	\$ 50.44	\$ 140.00	(R)
ALLTEL Alabama	\$ 29.35	\$ 140.00	(I)
Texas ALLTEL	\$ 70.03	\$ 140.00	(R)
ALLTEL Arkansas	\$ 40.48	\$ 140.00	(R)

(TR138)

Issued: June 16, 2004

Effective: July 1, 2004

One Allied Drive
Little Rock, AR 72203

ACCESS SERVICE

17. Rates and Charges (Cont'd)17.3 Special Access Service (Cont'd)17.3.7 Digital Data Service (Cont'd)(A) Channel Termination Per Termination (Cont'd)

(4) 19.2 Kbps

<u>Filing Entity</u>	<u>Monthly Rate</u>	<u>Nonrecurring Charge</u>	
ALLTEL Carolina, Inc.	\$ 30.14	\$ 140.00	(R)
ALLTEL Florida	\$ 23.42	\$ 140.00	(R)
ALLTEL GA. Communications Corp.	\$ 28.99	\$ 140.00	(I)
Georgia ALLTEL Telecom, Inc.	\$ 28.99	\$ 140.00	(I)
ALLTEL Kentucky	\$ 58.88	\$ 140.00	(I)
ALLTEL New York, Inc. - Fulton	\$ 45.62	\$ 140.00	(R)
ALLTEL New York, Inc. - Jamestown	\$ 45.62	\$ 140.00	(R)
ALLTEL New York, Inc. - Red Jacket	\$ 45.62	\$ 140.00	(R)
Oklahoma ALLTEL, Inc.	\$ 47.66	\$ 140.00	(R)
ALLTEL Pennsylvania	\$ 32.73	\$ 140.00	(I)
Sugar Land Telephone	\$ 35.05	\$ 140.00	(R)
ALLTEL Georgia	\$ 28.99	\$ 140.00	(I)
ALLTEL Mississippi	\$ 32.48	\$ 140.00	(I)
ALLTEL Missouri	\$ 31.89	\$ 140.00	(R)
ALLTEL Oklahoma	\$ 47.66	\$ 140.00	(R)
ALLTEL South Carolina	\$ 24.63	\$ 140.00	(R)
Western Reserve	\$ 50.44	\$ 140.00	(R)
ALLTEL Alabama	\$ 29.35	\$ 140.00	(I)
Texas ALLTEL	\$ 70.03	\$ 140.00	(R)
ALLTEL Arkansas	\$ 40.48	\$ 140.00	(R)

(TR138)

Issued: June 16, 2004

Effective: July 1, 2004

One Allied Drive
Little Rock, AR 72203

ACCESS SERVICE

17. Rates and Charges (Cont'd)17.3 Special Access Service (Cont'd)17.3.7 Digital Data Service (Cont'd)(A) Channel Termination Per Termination (Cont'd)

(5) 56.0 Kbps

<u>Filing Entity</u>	<u>Monthly Rate</u>	<u>Nonrecurring Charge</u>	
ALLTEL Carolina, Inc.	\$ 47.30	\$ 140.00	(R)
ALLTEL Florida	\$ 36.75	\$ 140.00	(R)
ALLTEL GA. Communications Corp.	\$ 45.49	\$ 140.00	(I)
Georgia ALLTEL Telecom, Inc.	\$ 45.49	\$ 140.00	(I)
ALLTEL Kentucky	\$ 92.39	\$ 140.00	(I)
ALLTEL New York, Inc. - Fulton	\$ 46.62	\$ 140.00	(R)
ALLTEL New York, Inc. - Jamestown	\$ 46.62	\$ 140.00	(R)
ALLTEL New York, Inc. - Red Jacket	\$ 46.62	\$ 140.00	(R)
Oklahoma ALLTEL, Inc.	\$ 45.52	\$ 140.00	(R)
ALLTEL Pennsylvania	\$ 51.37	\$ 140.00	(I)
Sugar Land Telephone	\$ 55.01	\$ 140.00	(R)
ALLTEL Georgia	\$ 45.49	\$ 140.00	(I)
ALLTEL Mississippi	\$ 50.97	\$ 140.00	(I)
ALLTEL Missouri	\$ 31.89	\$ 140.00	(R)
ALLTEL Oklahoma	\$ 45.52	\$ 140.00	(R)
ALLTEL South Carolina	\$ 38.65	\$ 140.00	(R)
Western Reserve	\$ 50.44	\$ 140.00	(R)
ALLTEL Alabama	\$ 46.05	\$ 140.00	(I)
Texas ALLTEL	\$ 66.90	\$ 140.00	(R)
ALLTEL Arkansas	\$ 40.48	\$ 140.00	(R)

(TR125)

Issued: June 16, 2003

Effective: July 1, 2003

One Allied Drive
Little Rock, AR 72203

ACCESS SERVICE

17. Rates and Charges (Cont'd)17.3 Special Access Service (Cont'd)17.3.7 Digital Data Service (Cont'd)(A) Channel Termination Per Termination (Cont'd)

(6) 64.0 Kbps

<u>Filing Entity</u>	<u>Monthly Rate</u>	<u>Nonrecurring Charge</u>	
ALLTEL Carolina, Inc.	\$ 47.30	\$ 140.00	(R)
ALLTEL Florida	\$ 36.75	\$ 140.00	(R)
ALLTEL GA. Communications Corp.	\$ 45.49	\$ 140.00	(I)
Georgia ALLTEL Telecom, Inc.	\$ 45.49	\$ 140.00	(I)
ALLTEL Kentucky	\$ 92.39	\$ 140.00	(I)
ALLTEL New York, Inc. - Fulton	\$ 46.62	\$ 140.00	(R)
ALLTEL New York, Inc. - Jamestown	\$ 46.62	\$ 140.00	(R)
ALLTEL New York, Inc. - Red Jacket	\$ 46.62	\$ 140.00	(R)
Oklahoma ALLTEL, Inc.	\$ 45.52	\$ 140.00	(R)
ALLTEL Pennsylvania	\$ 51.37	\$ 140.00	(I)
Sugar Land Telephone	\$ 55.01	\$ 140.00	(R)
ALLTEL Georgia	\$ 45.49	\$ 140.00	(I)
ALLTEL Mississippi	\$ 50.97	\$ 140.00	(I)
ALLTEL Missouri	\$ 31.89	\$ 140.00	(R)
ALLTEL Oklahoma	\$ 45.52	\$ 140.00	(R)
ALLTEL South Carolina	\$ 38.65	\$ 140.00	(R)
Western Reserve	\$ 50.44	\$ 140.00	(R)
ALLTEL Alabama	\$ 46.05	\$ 140.00	(I)
Texas ALLTEL	\$ 66.90	\$ 140.00	(R)
ALLTEL Arkansas	\$ 40.48	\$ 140.00	(R)

(TR138)

Issued: June 16, 2004

Effective: July 1, 2004

One Allied Drive
Little Rock, AR 72203

ACCESS SERVICE

17. Rates and Charges (Cont'd)
- 17.3 Special Access Service (Cont'd)
- 17.3.7 Digital Data Service (Cont'd)
- (B) Channel Mileage
- (1) 2.4 Kbps

<u>Filing Entity</u>	<u>Facility Per Mile</u>	<u>Termination Per Termination</u>		
ALLTEL Carolina, Inc.	\$ 0.88	\$ 9.27		(R)
ALLTEL Florida	\$ 0.68	\$ 7.21	(R)	(R)
ALLTEL GA. Communications Corp.	\$ 0.85	\$ 8.92	(I)	(I)
Georgia ALLTEL Telecom, Inc.	\$ 0.85	\$ 8.92	(I)	(I)
ALLTEL Kentucky	\$ 1.72	\$ 18.12	(I)	(I)
ALLTEL New York, Inc. - Fulton	\$ 11.49	\$ 0.00	(R)	
ALLTEL New York, Inc. - Jamestown	\$ 11.49	\$ 0.00	(R)	
ALLTEL New York, Inc. - Red Jacket	\$ 11.49	\$ 0.00	(R)	
Oklahoma ALLTEL, Inc.	\$ 0.84	\$ 22.49	(R)	(R)
ALLTEL Pennsylvania	\$ 0.96	\$ 10.07	(I)	(I)
Sugar Land Telephone	\$ 1.02	\$ 10.79	(R)	(R)
ALLTEL Georgia	\$ 0.85	\$ 8.92	(I)	(I)
ALLTEL Mississippi	\$ 0.95	\$ 9.99	(I)	(I)
ALLTEL Missouri	\$ 0.56	\$ 15.05	(R)	(R)
ALLTEL Oklahoma	\$ 0.84	\$ 22.49	(R)	(R)
ALLTEL South Carolina	\$ 0.72	\$ 7.58	(R)	(R)
Western Reserve	\$ 0.64	\$ 6.99	(R)	(R)
ALLTEL Alabama	\$ 0.86	\$ 9.03	(I)	(I)
Texas ALLTEL	\$ 1.23	\$ 33.06	(R)	(R)
ALLTEL Arkansas	\$ 0.71	\$ 19.11	(R)	(R)

(TR138)

Issued: June 16, 2004

Effective: July 1, 2004

One Allied Drive
Little Rock, AR 72203

ACCESS SERVICE

17. Rates and Charges (Cont'd)
- 17.3 Special Access Service (Cont'd)
- 17.3.7 Digital Data Service (Cont'd)
- (B) Channel Mileage (Cont'd)
- (2) 4.8 Kbps

<u>Filing Entity</u>	<u>Facility Per Mile</u>	<u>Termination Per Termination</u>	
ALLTEL Carolina, Inc.	\$ 0.88	\$ 9.27	(R)
ALLTEL Florida	\$ 0.68	\$ 7.21	(R) (R)
ALLTEL GA. Communications Corp.	\$ 0.85	\$ 8.92	(I) (I)
Georgia ALLTEL Telecom, Inc.	\$ 0.85	\$ 8.92	(I) (I)
ALLTEL Kentucky	\$ 1.72	\$ 18.12	(I) (I)
ALLTEL New York, Inc. - Fulton	\$ 11.49	\$ 0.00	(R)
ALLTEL New York, Inc. - Jamestown	\$ 11.49	\$ 0.00	(R)
ALLTEL New York, Inc. - Red Jacket	\$ 11.49	\$ 0.00	(R)
Oklahoma ALLTEL, Inc.	\$ 0.84	\$ 22.49	(R) (R)
ALLTEL Pennsylvania	\$ 0.96	\$ 10.07	(I) (I)
Sugar Land Telephone	\$ 1.02	\$ 10.79	(R) (R)
ALLTEL Georgia	\$ 0.85	\$ 8.92	(I) (I)
ALLTEL Mississippi	\$ 0.95	\$ 9.99	(I) (I)
ALLTEL Missouri	\$ 0.56	\$ 15.05	(R) (R)
ALLTEL Oklahoma	\$ 0.84	\$ 22.49	(R) (R)
ALLTEL South Carolina	\$ 0.72	\$ 7.58	(R) (R)
Western Reserve	\$ 0.64	\$ 6.99	(R) (R)
ALLTEL Alabama	\$ 0.86	\$ 9.03	(I) (I)
Texas ALLTEL	\$ 1.23	\$ 33.06	(R) (R)
ALLTEL Arkansas	\$ 0.71	\$ 19.11	(R) (R)

(TR138)

Issued: June 16, 2004

Effective: July 1, 2004

One Allied Drive
Little Rock, AR 72203

ACCESS SERVICE

17. Rates and Charges (Cont'd)
- 17.3 Special Access Service (Cont'd)
- 17.3.7 Digital Data Service (Cont'd)
- (B) Channel Mileage (Cont'd)
- (3) 9.6 Kbps

<u>Filing Entity</u>	<u>Facility Per Mile</u>	<u>Termination Per Termination</u>	
ALLTEL Carolina, Inc.	\$ 0.88	\$ 9.27	(R)
ALLTEL Florida	\$ 0.68	\$ 7.21	(R) (R)
ALLTEL GA. Communications Corp.	\$ 0.85	\$ 8.92	(I) (I)
Georgia ALLTEL Telecom, Inc.	\$ 0.85	\$ 8.92	(I) (I)
ALLTEL Kentucky	\$ 1.72	\$ 18.12	(I) (I)
ALLTEL New York, Inc. - Fulton	\$ 11.49	\$ 0.00	(R)
ALLTEL New York, Inc. - Jamestown	\$ 11.49	\$ 0.00	(R)
ALLTEL New York, Inc. - Red Jacket	\$ 11.49	\$ 0.00	(R)
Oklahoma ALLTEL, Inc.	\$ 0.84	\$ 22.49	(R) (R)
ALLTEL Pennsylvania	\$ 0.96	\$ 10.07	(I) (I)
Sugar Land Telephone	\$ 1.02	\$ 10.79	(R) (R)
ALLTEL Georgia	\$ 0.85	\$ 8.92	(I) (I)
ALLTEL Mississippi	\$ 0.95	\$ 9.99	(I) (I)
ALLTEL Missouri	\$ 0.56	\$ 15.05	(R) (R)
ALLTEL Oklahoma	\$ 0.84	\$ 22.49	(R) (R)
ALLTEL South Carolina	\$ 0.72	\$ 7.58	(R) (R)
Western Reserve	\$ 0.64	\$ 6.99	(R) (R)
ALLTEL Alabama	\$ 0.86	\$ 9.03	(I) (I)
Texas ALLTEL	\$ 1.23	\$ 33.06	(R) (R)
ALLTEL Arkansas	\$ 0.71	\$ 19.11	(R) (R)

(TR138)

Issued: June 16, 2004

Effective: July 1, 2004

One Allied Drive
Little Rock, AR 72203

ACCESS SERVICE

17. Rates and Charges (Cont'd)
- 17.3 Special Access Service (Cont'd)
- 17.3.7 Digital Data Service (Cont'd)
- (B) Channel Mileage (Cont'd)
- (4) 19.2 Kbps

<u>Filing Entity</u>	<u>Facility Per Mile</u>	<u>Termination Per Termination</u>		
ALLTEL Carolina, Inc.	\$ 0.88	\$ 9.27	(R)	(R)
ALLTEL Florida	\$ 0.68	\$ 7.21	(R)	(R)
ALLTEL GA. Communications Corp.	\$ 0.85	\$ 8.92	(I)	(I)
Georgia ALLTEL Telecom, Inc.	\$ 0.85	\$ 8.92	(I)	(I)
ALLTEL Kentucky	\$ 1.72	\$ 18.12	(I)	(I)
ALLTEL New York, Inc. - Fulton	\$ 11.49	\$ 0.00	(R)	
ALLTEL New York, Inc. - Jamestown	\$ 11.49	\$ 0.00	(R)	
ALLTEL New York, Inc. - Red Jacket	\$ 11.49	\$ 0.00	(R)	
Oklahoma ALLTEL, Inc.	\$ 0.84	\$ 22.49	(R)	(R)
ALLTEL Pennsylvania	\$ 0.96	\$ 10.07	(I)	(I)
Sugar Land Telephone	\$ 1.02	\$ 10.79	(R)	(R)
ALLTEL Georgia	\$ 0.85	\$ 8.92	(I)	(I)
ALLTEL Mississippi	\$ 0.95	\$ 9.99	(I)	(I)
ALLTEL Missouri	\$ 0.56	\$ 15.05	(R)	(R)
ALLTEL Oklahoma	\$ 0.84	\$ 22.49	(R)	(R)
ALLTEL South Carolina	\$ 0.72	\$ 7.58	(R)	(R)
Western Reserve	\$ 0.64	\$ 6.99	(R)	(R)
ALLTEL Alabama	\$ 0.86	\$ 9.03	(I)	(I)
Texas ALLTEL	\$ 1.23	\$ 33.06	(R)	(R)
ALLTEL Arkansas	\$ 0.71	\$ 19.11	(R)	(R)

(TR138)

Issued: June 16, 2004

Effective: July 1, 2004

One Allied Drive
Little Rock, AR 72203

ACCESS SERVICE

17. Rates and Charges (Cont'd)
- 17.3 Special Access Service (Cont'd)
- 17.3.7 Digital Data Service (Cont'd)
- (B) Channel Mileage (Cont'd)
- (5) 56.0 Kbps

<u>Filing Entity</u>	<u>Facility Per Mile</u>	<u>Termination Per Termination</u>		
ALLTEL Carolina, Inc.	\$ 1.85	\$ 18.55	(R)	(R)
ALLTEL Florida	\$ 1.44	\$ 14.41	(R)	(R)
ALLTEL GA. Communications Corp.	\$ 1.78	\$ 17.84	(I)	(I)
Georgia ALLTEL Telecom, Inc.	\$ 1.78	\$ 17.84	(I)	(I)
ALLTEL Kentucky	\$ 3.62	\$ 36.23	(I)	(I)
ALLTEL New York, Inc. - Fulton	\$ 11.49	\$ 0.00	(R)	
ALLTEL New York, Inc. - Jamestown	\$ 11.49	\$ 0.00	(R)	
ALLTEL New York, Inc. - Red Jacket	\$ 11.49	\$ 0.00	(R)	
Oklahoma ALLTEL, Inc.	\$ 1.79	\$ 17.85	(R)	(R)
ALLTEL Pennsylvania	\$ 2.01	\$ 20.14	(I)	(I)
Sugar Land Telephone	\$ 2.16	\$ 21.57	(R)	(R)
ALLTEL Georgia	\$ 1.78	\$ 17.84	(I)	(I)
ALLTEL Mississippi	\$ 2.00	\$ 19.99	(I)	(I)
ALLTEL Missouri	\$ 0.56	\$ 15.05	(R)	(R)
ALLTEL Oklahoma	\$ 1.79	\$ 17.85	(R)	(R)
ALLTEL South Carolina	\$ 1.52	\$ 15.16	(R)	(R)
Western Reserve	\$ 0.64	\$ 6.99	(R)	(R)
ALLTEL Alabama	\$ 1.81	\$ 18.06	(I)	(I)
Texas ALLTEL	\$ 2.62	\$ 26.24	(R)	(R)
ALLTEL Arkansas	\$ 0.71	\$ 19.11	(R)	(R)

(TR138)

Issued: June 16, 2004

Effective: July 1, 2004

One Allied Drive
Little Rock, AR 72203

ACCESS SERVICE

17. Rates and Charges (Cont'd)
- 17.3 Special Access Service (Cont'd)
- 17.3.7 Digital Data Service (Cont'd)
- (B) Channel Mileage (Cont'd)
- (6) 64.0 Kbps

<u>Filing Entity</u>	<u>Facility Per Mile</u>	<u>Termination Per Termination</u>		
ALLTEL Carolina, Inc.	\$ 1.85	\$ 18.55	(R)	(R)
ALLTEL Florida	\$ 1.44	\$ 14.41	(R)	(R)
ALLTEL GA. Communications Corp.	\$ 1.78	\$ 17.84	(I)	(I)
Georgia ALLTEL Telecom, Inc.	\$ 1.78	\$ 17.84	(I)	(I)
ALLTEL Kentucky	\$ 3.62	\$ 36.23	(I)	(I)
ALLTEL New York, Inc. - Fulton	\$ 11.49	\$ 0.00	(R)	
ALLTEL New York, Inc. - Jamestown	\$ 11.49	\$ 0.00	(R)	
ALLTEL New York, Inc. - Red Jacket	\$ 11.49	\$ 0.00	(R)	
Oklahoma ALLTEL, Inc.	\$ 1.79	\$ 17.85	(R)	(R)
ALLTEL Pennsylvania	\$ 2.01	\$ 20.14	(I)	(I)
Sugar Land Telephone	\$ 2.16	\$ 21.57	(R)	(R)
ALLTEL Georgia	\$ 1.78	\$ 17.84	(I)	(I)
ALLTEL Mississippi	\$ 2.00	\$ 19.99	(I)	(I)
ALLTEL Missouri	\$ 0.56	\$ 15.05	(R)	(R)
ALLTEL Oklahoma	\$ 1.79	\$ 17.85	(R)	(R)
ALLTEL South Carolina	\$ 1.52	\$ 15.16	(R)	(R)
Western Reserve	\$ 0.64	\$ 6.99	(R)	(R)
ALLTEL Alabama	\$ 1.81	\$ 18.06	(I)	(I)
Texas ALLTEL	\$ 2.62	\$ 26.24	(R)	(R)
ALLTEL Arkansas	\$ 0.71	\$ 19.11	(R)	(R)

(TR138)

Issued: June 16, 2004

Effective: July 1, 2004

One Allied Drive
Little Rock, AR 72203

ACCESS SERVICE

17. Rates and Charges (Cont'd)17.3 Special Access Service (Cont'd)17.3.7 Digital Data Service (Cont'd)(C) Optional Features and Functions

Rates applicable for companies listed in 17.3.7(A).

(1) Bridging per port

<u>Filing Entity</u>	<u>Monthly Rate</u>	
ALLTEL Carolina, Inc.	\$5.80	(I)
ALLTEL Florida	\$5.80	
ALLTEL GA. Communications Corp.	\$5.80	
Georgia ALLTEL Telecom, Inc.	\$5.80	
ALLTEL Kentucky	\$5.80	
ALLTEL NY, Inc. - Fulton	\$5.80	
ALLTEL NY, Inc. - Jamestown	\$5.80	
ALLTEL NY, Inc. - Red Jacket	\$5.80	
Oklahoma ALLTEL, Inc.	\$5.80	
ALLTEL Pennsylvania	\$5.80	
Sugar Land Telephone	\$5.80	
ALLTEL Georgia	\$5.80	
ALLTEL Mississippi	\$5.80	
ALLTEL Missouri	\$5.80	
ALLTEL Oklahoma	\$5.80	
ALLTEL South Carolina	\$5.80	
Western Reserve	\$5.80	
ALLTEL Alabama	\$5.80	
Texas ALLTEL	\$5.80	
ALLTEL Arkansas	\$5.80	(I)

(TR95)

Issued: December 17, 2001

Effective: January 1, 2002

One Allied Drive
Little Rock, AR 72203

ACCESS SERVICE

17. Rates and Charges (Cont'd)17.3 Special Access Service (Cont'd)17.3.7 Digital Data Service (Cont'd)(C) Optional Features and Functions (Cont'd)

Rates applicable for companies listed in 17.3.7(A).

- (2) Loop Transfer Arrangement
Per four port arrangement*
Key activated** or Dial-Up***

<u>Filing Entity</u>	<u>Monthly Rate</u>
ALLTEL Carolina, Inc.	
ALLTEL Florida	
ALLTEL GA. Communications Corp.	
Georgia ALLTEL Telecom, Inc.	
ALLTEL Kentucky	
ALLTEL NY, Inc. - Fulton	
ALLTEL NY, Inc. - Jamestown	
ALLTEL NY, Inc. - Red Jacket	
Oklahoma ALLTEL, Inc.	
ALLTEL Pennsylvania	
Sugar Land Telephone	\$6.62
ALLTEL Georgia	
ALLTEL Mississippi	
ALLTEL Missouri	
ALLTEL Oklahoma	
ALLTEL South Carolina	
Western Reserve	
ALLTEL Alabama	
Texas ALLTEL	
ALLTEL Arkansas	

(N)

* An additional channel termination charge will apply whenever a spare channel is configured as a leg to a customer designated premises. Additional channel Mileage charges will also apply when the transfer arrangement is not located in the customer designated premises serving wire center.

** The key activated control channel is rated as a Telegraph Channel Termination and Channel Mileage, if applicable.

*** The Dial-Up option requires the customer to purchase the Controller Arrangement from 13.3.4 preceding

(TR61)

Issued: June 16, 1998

Effective: July 1, 1998

One Allied Drive
Little Rock, AR 72203

ACCESS SERVICE

17. Rates and Charges (Cont'd)

17.3 Special Access Service (Cont'd)

17.3.7 Digital Data Service (Cont'd)

(C) Optional Features and Functions

Rates applicable for companies listed in 17.3.7(A).

(3) Reserved for Future Use

(M)

Certain material found on this page formerly appeared on 2nd Revised Page
17-45

(TR34)

ACCESS SERVICE

17. Rates and Charges (Cont'd)17.3 Special Access Service (Cont'd)17.3.7 Digital Data Service (Cont'd)(C) Optional Features and Functions (Cont'd)

Rates applicable for companies listed in 17.3.7(A).

(3) Reserved for Future Use

(D) Channel Service Unit

- Per Termination****

<u>Filing Entity</u>	<u>2.4 Kbps</u>	<u>4.8, 9.6, 19.2 Kbps</u>	<u>56.0 Kbps</u>	
ALLTEL Carolina, Inc.	\$12.70	\$12.70	\$12.70	(R) (R) (R)
ALLTEL Florida	\$12.70	\$12.70	\$12.70	
ALLTEL GA. Communications Corp.	\$12.70	\$12.70	\$12.70	
Georgia ALLTEL Telecom, Inc.	\$12.70	\$12.70	\$12.70	
ALLTEL Kentucky	\$12.70	\$12.70	\$12.70	
ALLTEL NY, Inc. - Fulton	\$12.70	\$12.70	\$12.70	
ALLTEL NY, Inc. - Jamestown	\$12.70	\$12.70	\$12.70	
ALLTEL NY, Inc. - Red Jacket	\$12.70	\$12.70	\$12.70	
Oklahoma ALLTEL, Inc.	\$12.70	\$12.70	\$12.70	
ALLTEL Pennsylvania	\$12.70	\$12.90	\$12.90	
Sugar Land Telephone	\$12.70	\$12.70	\$12.70	
ALLTEL Georgia	\$12.70	\$12.70	\$12.70	
ALLTEL Mississippi	\$12.70	\$12.70	\$12.70	
ALLTEL Missouri	\$12.70	\$12.70	\$12.70	
ALLTEL Oklahoma	\$12.70	\$12.70	\$12.70	
ALLTEL South Carolina	\$12.70	\$12.70	\$12.70	
Western Reserve	\$12.70	\$12.70	\$12.70	
ALLTEL Alabama	\$12.70	\$12.70	\$12.70	
Texas ALLTEL	\$12.70	\$12.70	\$12.70	
ALLTEL Arkansas	\$12.70	\$12.70	\$12.70	(R) (R) (R)

(TR105)

Issued: June 17, 2002

Effective: July 2, 2002

One Allied Drive
Little Rock, AR 72203

ACCESS SERVICE

17. Rates and Charges (Cont'd)17.3 Special Access Service (Cont'd)17.3.8 High Capacity Service

Regulations concerning High Capacity Service are set forth in 7.10 preceding.

High Capacity Service rates and charges for issuing carriers referencing ALLTEL Telephone System Tariff F.C.C. No. 1 for Special Access Service, determined on a individual case basis are filed in Section 17.3.9 following.

1. (A) Channel Termination Per Termination

(1) 1.544 Mbps

<u>Filing Entity</u>	<u>Monthly Rate</u>	<u>Nonrecurring Charge</u>	
ALLTEL Carolina, Inc.	\$ 100.69	\$ 303.00	(R)
ALLTEL Florida	\$ 78.23	\$ 303.00	(R)
ALLTEL GA. Communications Corp.	\$ 96.85	\$ 303.00	(I)
Georgia ALLTEL Telecom, Inc.	\$ 96.85	\$ 303.00	(I)
ALLTEL Kentucky	\$ 196.69	\$ 303.00	(I)
ALLTEL New York, Inc. - Fulton	\$ 176.82	\$ 303.00	(R)
ALLTEL New York, Inc. - Jamestown	\$ 176.82	\$ 303.00	(R)
ALLTEL New York, Inc. - Red Jacket	\$ 176.82	\$ 303.00	(R)
Oklahoma ALLTEL, Inc.	\$ 96.92	\$ 303.00	(R)
ALLTEL Pennsylvania	\$ 130.08	\$ 303.00	(I)
Sugar Land Telephone	\$ 117.10	\$ 303.00	(R)
ALLTEL Georgia	\$ 96.85	\$ 303.00	(I)
ALLTEL Mississippi	\$ 108.51	\$ 303.00	(I)
ALLTEL Missouri	\$ 85.46	\$ 303.00	(R)
ALLTEL Oklahoma	\$ 96.92	\$ 303.00	(R)
ALLTEL South Carolina	\$ 82.27	\$ 303.00	(R)
Western Reserve	\$ 111.43	\$ 303.00	(R)
ALLTEL Alabama	\$ 98.04	\$ 303.00	(I)
Texas ALLTEL	\$ 142.42	\$ 303.00	(R)
ALLTEL Arkansas	\$ 108.49	\$ 303.00	(R)

(TR138)

Issued: June 16, 2004

Effective: July 1, 2004

One Allied Drive
Little Rock, AR 72203

ACCESS SERVICE

17. Rates and Charges (Cont'd)17.3 Special Access Service (Cont'd)17.3.8 High Capacity Service (Cont'd)(A) Channel Termination Per Termination (Cont'd)

(2) 3.152 Mbps

<u>Filing Entity</u>	<u>Monthly Rate</u>	<u>Nonrecurring Charge</u>	
ALLTEL Carolina, Inc.	ICB	ICB	
ALLTEL Florida	ICB	ICB	
ALLTEL GA. Communications Corp.	ICB	ICB	
Georgia ALLTEL Telecom, Inc.	ICB	ICB	
ALLTEL Kentucky	ICB	ICB	
ALLTEL NY, Inc. - Fulton	ICB	ICB	
ALLTEL NY, Inc. - Jamestown	ICB	ICB	
ALLTEL NY, Inc. - Red Jacket	ICB	ICB	
Oklahoma ALLTEL, Inc.	ICB	ICB	
ALLTEL Pennsylvania	ICB	ICB	
ALLTEL Georgia	ICB	ICB	
ALLTEL Mississippi	ICB	ICB	
ALLTEL Missouri	ICB	ICB	
ALLTEL Oklahoma	ICB	ICB	
ALLTEL South Carolina	ICB	ICB	
Western Reserve	ICB	ICB	
Sugar Land Telephone	ICB	ICB	
ALLTEL Alabama	ICB	ICB	
Texas ALLTEL	ICB	ICB	
ALLTEL Arkansas	ICB	ICB	(N) (N)

(TR61)

Issued: June 16, 1998

Effective: July 1, 1998

One Allied Drive
Little Rock, AR 72203

ACCESS SERVICE

17. Rates and Charges (Cont'd)17.3 Special Access Service (Cont'd)17.3.8 High Capacity Service (Cont'd)(A) Channel Termination Per Termination (Cont'd)

(3) 6.312 Mbps

<u>Filing Entity</u>	<u>Monthly Rate</u>	<u>Nonrecurring Charge</u>	
ALLTEL Carolina, Inc.	ICB	ICB	
ALLTEL Florida	ICB	ICB	
ALLTEL GA. Communications Corp.	ICB	ICB	
Georgia ALLTEL Telecom, Inc.	ICB	ICB	
ALLTEL Kentucky	ICB	ICB	
ALLTEL NY, Inc. - Fulton	ICB	ICB	
ALLTEL NY, Inc. - Jamestown	ICB	ICB	
ALLTEL NY, Inc. - Red Jacket	ICB	ICB	
Oklahoma ALLTEL, Inc.	ICB	ICB	
ALLTEL Pennsylvania	ICB	ICB	
ALLTEL Georgia	ICB	ICB	
ALLTEL Mississippi	ICB	ICB	
ALLTEL Missouri	ICB	ICB	
ALLTEL Oklahoma	ICB	ICB	
ALLTEL South Carolina	ICB	ICB	
Western Reserve	ICB	ICB	
Sugar Land Telephone	ICB	ICB	
ALLTEL Alabama	ICB	ICB	
Texas ALLTEL	ICB	ICB	
ALLTEL Arkansas	ICB	ICB	(N) (N)

(TR61)

Issued: June 16, 1998

Effective: July 1, 1998

One Allied Drive
Little Rock, AR 72203

ACCESS SERVICE

17. Rates and Charges (Cont'd)17.3 Special Access Service (Cont'd)17.3.8 High Capacity Service (Cont'd)(A) Channel Termination Per Termination (Cont'd)

(4) 44.736 Mbps

<u>Filing Entity</u>	<u>Monthly Rate</u>	<u>Nonrecurring Charge</u>	
ALLTEL Carolina, Inc.	\$ 1773.91	\$ 333.00	(R)
ALLTEL Florida	\$ 1378.27	\$ 333.00	(R)
ALLTEL GA. Communications Corp.	\$ 1706.14	\$ 333.00	(I)
Georgia ALLTEL Telecom, Inc.	\$ 1706.14	\$ 333.00	(I)
ALLTEL Kentucky	\$ 3465.17	\$ 333.00	(I)
ALLTEL New York, Inc. - Fulton	\$ 1874.61	\$ 333.00	(R)
ALLTEL New York, Inc. - Jamestown	\$ 1874.61	\$ 333.00	(R)
ALLTEL New York, Inc. - Red Jacket	\$ 1874.61	\$ 333.00	(R)
Oklahoma ALLTEL, Inc.	\$ 1707.42	\$ 333.00	(R)
ALLTEL Pennsylvania	\$ 1210.60	\$ 333.00	(I)
Sugar Land Telephone	\$ 2063.00	\$ 333.00	(R)
ALLTEL Georgia	\$ 1706.14	\$ 333.00	(I)
ALLTEL Mississippi	\$ 1911.57	\$ 333.00	(I)
ALLTEL Missouri	\$ 885.29	\$ 333.00	(R)
ALLTEL Oklahoma	\$ 1707.42	\$ 333.00	(R)
ALLTEL South Carolina	\$ 1449.41	\$ 333.00	(R)
Western Reserve	\$ 1761.79	\$ 333.00	(R)
ALLTEL Alabama	\$ 1727.19	\$ 333.00	(I)
Texas ALLTEL	\$ 2509.12	\$ 333.00	(R)
ALLTEL Arkansas	\$ 1123.78	\$ 333.00	(R)

(TR138)

Issued: June 16, 2004

Effective: July 1, 2004

One Allied Drive
Little Rock, AR 72203

ACCESS SERVICE

17. Rates and Charges (Cont'd)17.3 Special Access Service (Cont'd)17.3.8 High Capacity Service (Cont'd)(A) Channel Termination Per Termination (Cont'd)

(5) 274.176 Mbps

<u>Filing Entity</u>	<u>Monthly Rate</u>	<u>Nonrecurring Charge</u>
ALLTEL Carolina, Inc.	ICB	ICB
ALLTEL Florida	ICB	ICB
ALLTEL GA. Communications Corp.	ICB	ICB
Georgia ALLTEL Telecom, Inc.	ICB	ICB
ALLTEL Kentucky	ICB	ICB
ALLTEL NY, Inc. - Fulton	ICB	ICB
ALLTEL NY, Inc. - Jamestown	ICB	ICB
ALLTEL NY, Inc. - Red Jacket	ICB	ICB
Oklahoma ALLTEL, Inc.	ICB	ICB
ALLTEL Pennsylvania	ICB	ICB
ALLTEL Geogia	ICB	ICB
ALLTEL Mississippi	ICB	ICB
ALLTEL Missouri	ICB	ICB
ALLTEL Oklahoma	ICB	ICB
ALLTEL South Carolina	ICB	ICB
Western Reserve	ICB	ICB
ALLTEL Alabama	ICB	ICB
Texas ALLTEL	ICB	ICB
ALLTEL Arkansas	ICB	ICB

(N) (N)

(TR61)

Issued: June 16, 1998

Effective: July 1, 1998

One Allied Drive
Little Rock, AR 72203

ACCESS SERVICE

17. Rates and Charges (Cont'd)
- 17.3 Special Access Service (Cont'd)
- 17.3.8 High Capacity Service (Cont'd)
- (B) Channel Mileage
- (1) 64 Kbps *

<u>Filing Entity</u>	<u>Facility Per Mile</u>	<u>Termination Per Termination</u>		
ALLTEL Carolina, Inc.	\$ 1.85	\$ 18.55	(R)	(R)
ALLTEL Florida	\$ 1.44	\$ 14.41	(R)	(R)
ALLTEL GA. Communications Corp.	\$ 1.78	\$ 17.84	(I)	(I)
Georgia ALLTEL Telecom, Inc.	\$ 1.78	\$ 17.84	(I)	(I)
ALLTEL Kentucky	\$ 3.62	\$ 36.23	(I)	(I)
ALLTEL New York, Inc. - Fulton	\$ 11.49	\$ 0.00	(R)	
ALLTEL New York, Inc. - Jamestown	\$ 11.49	\$ 0.00	(R)	
ALLTEL New York, Inc. - Red Jacket	\$ 11.49	\$ 0.00	(R)	
Oklahoma ALLTEL, Inc.	\$ 1.79	\$ 17.85	(R)	(R)
ALLTEL Pennsylvania	\$ 2.01	\$ 20.14	(I)	(I)
Sugar Land Telephone	\$ 2.16	\$ 21.57	(R)	(R)
ALLTEL Georgia	\$ 1.78	\$ 17.84	(I)	(I)
ALLTEL Mississippi	\$ 2.00	\$ 19.99	(I)	(I)
ALLTEL Missouri	\$ 0.56	\$ 15.05	(R)	(R)
ALLTEL Oklahoma	\$ 1.79	\$ 17.85	(R)	(R)
ALLTEL South Carolina	\$ 1.52	\$ 15.16	(R)	(R)
Western Reserve	\$ 0.64	\$ 6.99	(R)	(R)
ALLTEL Alabama	\$ 1.81	\$ 18.06	(I)	(I)
Texas ALLTEL	\$ 2.62	\$ 26.24	(R)	(R)
ALLTEL Arkansas	\$ 0.71	\$ 19.11	(R)	(R)

(TR138)

Issued: June 16, 2004

Effective: July 1, 2004

One Allied Drive
Little Rock, AR 72203

ACCESS SERVICE

17. Rates and Charges (Cont'd)
- 17.3 Special Access Service (Cont'd)
- 17.3.8 High Capacity Service (Cont'd)
- (B) Channel Mileage (Cont'd)
- (2) 1.544 Mbps

<u>Filing Entity</u>	<u>Facility Per Mile</u>	<u>Termination Per Termination</u>		
ALLTEL Carolina, Inc.	\$ 18.07	\$ 55.03	(R)	(R)
ALLTEL Florida	\$ 9.01	\$ 24.63	(R)	(R)
ALLTEL GA. Communications Corp.	\$ 11.15	\$ 30.49	(I)	(I)
Georgia ALLTEL Telecom, Inc.	\$ 11.15	\$ 30.49	(I)	(I)
ALLTEL Kentucky	\$ 35.30	\$ 107.50	(I)	(I)
ALLTEL New York, Inc. - Fulton	\$ 17.67	\$ 39.09	(R)	(R)
ALLTEL New York, Inc. - Jamestown	\$ 17.67	\$ 39.09	(R)	(R)
ALLTEL New York, Inc. - Red Jacket	\$ 17.67	\$ 39.09	(R)	(R)
Oklahoma ALLTEL, Inc.	\$ 11.16	\$ 30.51	(R)	(R)
ALLTEL Pennsylvania	\$ 12.11	\$ 47.30	(I)	(I)
Sugar Land Telephone	\$ 13.48	\$ 36.87	(R)	(R)
ALLTEL Georgia	\$ 11.15	\$ 30.49	(I)	(I)
ALLTEL Mississippi	\$ 19.47	\$ 59.30	(I)	(I)
ALLTEL Missouri	\$ 7.22	\$ 28.49	(R)	(R)
ALLTEL Oklahoma	\$ 11.16	\$ 30.51	(R)	(R)
ALLTEL South Carolina	\$ 14.77	\$ 44.97	(R)	(R)
Western Reserve	\$ 15.77	\$ 49.57	(R)	(R)
ALLTEL Alabama	\$ 17.60	\$ 53.58	(I)	(I)
Texas ALLTEL	\$ 16.40	\$ 44.84	(R)	(R)
ALLTEL Arkansas	\$ 9.17	\$ 36.16	(R)	(R)

(TR138)

Issued: June 16, 2004

Effective: July 1, 2004

One Allied Drive
Little Rock, AR 72203

ACCESS SERVICE

17. Rates and Charges (Cont'd)
- 17.3 Special Access Service (Cont'd)
- 17.3.8 High Capacity Service (Cont'd)
- (B) Channel Mileage (Cont'd)
- (3) 3.152 Mbps

<u>Filing Entity</u>	<u>Facility Per Mile</u>	<u>Termination Per Termination</u>
ALLTEL Carolina, Inc.	ICB	ICB
ALLTEL Florida	ICB	ICB
ALLTEL GA. Communications Corp.	ICB	ICB
Georgia ALLTEL Telecom, Inc.	ICB	ICB
ALLTEL Kentucky	ICB	ICB
ALLTEL NY, Inc. - Fulton	ICB	ICB
ALLTEL NY, Inc. - Jamestown	ICB	ICB
ALLTEL NY, Inc. - Red Jacket	ICB	ICB
Oklahoma ALLTEL, Inc.	ICB	ICB
ALLTEL Pennsylvania	ICB	ICB
ALLTEL Georgia	ICB	ICB
ALLTEL Mississippi	ICB	ICB
ALLTEL Missouri	ICB	ICB
ALLTEL Oklahoma	ICB	ICB
ALLTEL South Carolina	ICB	ICB
Western Reserve	ICB	ICB
Sugar Land Telephone	ICB	ICB
ALLTEL Alabama	ICB	ICB
Texas ALLTEL	ICB	ICB
ALLTEL Arkansas	ICB	ICB

(N) (N)

(TR61)

ACCESS SERVICE

17. Rates and Charges (Cont'd)
- 17.3 Special Access Service (Cont'd)
- 17.3.8 High Capacity Service (Cont'd)
- (B) Channel Mileage (Cont'd)
- (4) 6.312 Mbps

<u>Filing Entity</u>	<u>Facility Per Mile</u>	<u>Termination Per Termination</u>
ALLTEL Carolina, Inc.	ICB	ICB
ALLTEL Florida	ICB	ICB
ALLTEL GA. Communications Corp.	ICB	ICB
Georgia ALLTEL Telecom, Inc.	ICB	ICB
ALLTEL Kentucky	ICB	ICB
ALLTEL NY, Inc. - Fulton	ICB	ICB
ALLTEL NY, Inc. - Jamestown	ICB	ICB
ALLTEL NY, Inc. - Red Jacket	ICB	ICB
Oklahoma ALLTEL, Inc.	ICB	ICB
ALLTEL Pennsylvania	ICB	ICB
ALLTEL Georgia	ICB	ICB
ALLTEL Mississippi	ICB	ICB
ALLTEL Missouri	ICB	ICB
ALLTEL Oklahoma	ICB	ICB
ALLTEL South Carolina	ICB	ICB
Western Reserve	ICB	ICB
Sugar Land Telephone	ICB	ICB
ALLTEL Alabama	ICB	ICB
Texas ALLTEL	ICB	ICB
ALLTEL Arkansas	ICB	ICB

(N) (N)

(TR61)

Issued: June 16, 1998

Effective: July 1, 1998

One Allied Drive
Little Rock, AR 72203

ACCESS SERVICE

17. Rates and Charges (Cont'd)
- 17.3 Special Access Service (Cont'd)
- 17.3.8 High Capacity Service (Cont'd)
- (B) Channel Mileage (Cont'd)
- (5) 44.736 Mbps

<u>Filing Entity</u>	<u>Facility Per Mile</u>	<u>Termination Per Termination</u>		
ALLTEL Carolina, Inc.	\$ 73.45	\$ 607.03	(R)	(R)
ALLTEL Florida	\$ 27.02	\$ 471.65	(R)	(R)
ALLTEL GA. Communications Corp.	\$ 33.45	\$ 528.09	(I)	(I)
Georgia ALLTEL Telecom, Inc.	\$ 33.45	\$ 528.09	(I)	(I)
ALLTEL Kentucky	\$ 143.48	\$ 1185.78	(I)	(I)
ALLTEL New York, Inc. - Fulton	\$ 82.65	\$ 883.64	(R)	(R)
ALLTEL New York, Inc. - Jamestown	\$ 82.65	\$ 883.64	(R)	(R)
ALLTEL New York, Inc. - Red Jacket	\$ 82.65	\$ 883.64	(R)	(R)
Oklahoma ALLTEL, Inc.	\$ 33.47	\$ 528.49	(R)	(R)
ALLTEL Pennsylvania	\$ 79.27	\$ 847.42	(I)	(I)
Sugar Land Telephone	\$ 40.45	\$ 638.55	(R)	(R)
ALLTEL Georgia	\$ 33.45	\$ 528.09	(I)	(I)
ALLTEL Mississippi	\$ 79.15	\$ 654.14	(I)	(I)
ALLTEL Missouri	\$ 47.30	\$ 390.94	(R)	(R)
ALLTEL Oklahoma	\$ 33.47	\$ 528.49	(R)	(R)
ALLTEL South Carolina	\$ 60.01	\$ 495.99	(R)	(R)
Western Reserve	\$ 53.19	\$ 526.61	(R)	(R)
ALLTEL Alabama	\$ 71.52	\$ 591.05	(I)	(I)
Texas ALLTEL	\$ 49.19	\$ 776.63	(R)	(R)
ALLTEL Arkansas	\$ 60.05	\$ 496.26	(R)	(R)

(TR138)

ACCESS SERVICE

17. Rates and Charges (Cont'd)
- 17.3 Special Access Service (Cont'd)
- 17.3.8 High Capacity Service (Cont'd)
- (B) Channel Mileage (Cont'd)
- (6) 274.176 Mbps

<u>Filing Entity</u>	<u>Facility Per Mile</u>	<u>Termination Per Termination</u>
ALLTEL Carolina, Inc.	ICB	ICB
ALLTEL Florida	ICB	ICB
ALLTEL GA. Communications Corp.	ICB	ICB
Georgia ALLTEL Telecom, Inc.	ICB	ICB
ALLTEL Kentucky	ICB	ICB
ALLTEL NY, Inc. - Fulton	ICB	ICB
ALLTEL NY, Inc. - Red Jacket	ICB	ICB
Oklahoma ALLTEL, Inc.	ICB	ICB
ALLTEL Pennsylvania	ICB	ICB
ALLTEL Georgia	ICB	ICB
ALLTEL Mississippi	ICB	ICB
ALLTEL Missouri	ICB	ICB
ALLTEL Oklahoma	ICB	ICB
ALLTEL South Carolina	ICB	ICB
Western Reserve	ICB	ICB
Sugar Land Telephone	ICB	ICB
ALLTEL Alabama	ICB	ICB
Texas ALLTEL	ICB	ICB
ALLTEL Arkansas		

(N) (N)

(TR61)

ACCESS SERVICE

17. Rates and Charges (Cont'd)17.3 Special Access Service (Cont'd)17.3.8 High Capacity Service (Cont'd)(C) Optional Features and Functions

Rates applicable for companies listed in 17.3.8(A).

(1) Multiplexing, per arrangement

(a) DS4 to DS1

<u>Filing Entity</u>	<u>Monthly Rate</u>
ALLTEL Carolina, Inc.	ICB
ALLTEL Florida	ICB
ALLTEL GA. Communications Corp.	ICB
Georgia ALLTEL Telecom, Inc.	ICB
ALLTEL Kentucky	ICB
ALLTEL NY, Inc. - Fulton	ICB
ALLTEL NY, Inc. - Jamestown	ICB
ALLTEL NY, Inc. - Red Jacket	ICB
Oklahoma ALLTEL, Inc.	ICB
ALLTEL Pennsylvania	ICB
Sugar Land Telephone	ICB
ALLTEL Georgia	ICB
ALLTEL Mississippi	ICB
ALLTEL Missouri	ICB
ALLTEL Oklahoma	ICB
ALLTEL South Carolina	ICB
Western Reserve	ICB
ALLTEL Alabama	ICB
Texas ALLTEL	ICB
ALLTEL Arkansas	ICB

(N)

(TR61)

Issued: June 16, 1998

Effective: July 1, 1998

One Allied Drive
Little Rock, AR 72203

ACCESS SERVICE

17. Rates and Charges (Cont'd)17.3 Special Access Service (Cont'd)17.3.8 High Capacity Service (Cont'd)(C) Optional Features and Functions (Cont'd)

Rates applicable for companies listed in 17.3.8(A).

(1) Multiplexing, per arrangement

(b) DS3 to DS1

<u>Filing Entity</u>	<u>Monthly Rate</u>	
ALLTEL Carolina, Inc.	\$302.10	(R)
ALLTEL Florida	\$302.10	
ALLTEL GA. Communications Corp.	\$302.10	
Georgia ALLTEL Telecom, Inc.	\$302.10	
ALLTEL Kentucky	\$302.10	
ALLTEL NY, Inc. - Fulton	\$302.10	
ALLTEL NY, Inc. - Jamestown	\$302.10	
ALLTEL NY, Inc. - Red Jacket	\$302.10	
Oklahoma ALLTEL, Inc.	\$302.10	
ALLTEL Pennsylvania	\$302.10	
Sugar Land Telephone	\$302.10	
ALLTEL Georgia	\$302.10	
ALLTEL Mississippi	\$302.10	
ALLTEL Missouri	\$302.10	
ALLTEL Oklahoma	\$302.10	
ALLTEL South Carolina	\$302.10	
Western Reserve	\$302.10	
ALLTEL Alabama	\$302.10	
Texas ALLTEL	\$302.10	
ALLTEL Arkansas	\$302.10	(R)

(TR105)

ACCESS SERVICE

17. Rates and Charges (Cont'd)17.3 Special Access Service (Cont'd)17.3.8 High Capacity Service (Cont'd)(C) Optional Features and Functions (Cont'd)

Rates applicable for companies listed in 17.3.8(A).

(1) Multiplexing, per arrangement

(c) DS1 to Voice*

<u>Filing Entity</u>	<u>Monthly Rate</u>	
ALLTEL Carolina, Inc.	\$149.70	(R)
ALLTEL Florida	\$149.70	
ALLTEL GA. Communications Corp.	\$149.70	
Georgia ALLTEL Telecom, Inc.	\$149.70	
ALLTEL Kentucky	\$149.70	
ALLTEL NY, Inc. - Fulton	\$149.70	
ALLTEL NY, Inc. - Jamestown	\$149.70	
ALLTEL NY, Inc. - Red Jacket	\$149.70	
Oklahoma ALLTEL, Inc.	\$149.70	
ALLTEL Pennsylvania	\$149.70	
Sugar Land Telephone	\$149.70	
ALLTEL Georgia	\$149.70	
ALLTEL Mississippi	\$149.70	
ALLTEL Missouri	\$149.70	
ALLTEL Oklahoma	\$149.70	
ALLTEL South Carolina	\$149.70	
Western Reserve	\$149.70	
ALLTEL Alabama	\$149.70	
Texas ALLTEL	\$149.70	
ALLTEL Arkansas	\$149.70	(R)

* A channel of this DS1 to the Hub can be used for Digital Data service.

(TR105)

ACCESS SERVICE

17. Rates and Charges (Cont'd)17.3 Special Access Service (Cont'd)17.3.8 High Capacity Service (Cont'd)(C) Optional Features and Functions (Cont'd)

Rates applicable for companies listed in 17.3.8(A).

(1) Multiplexing, per arrangement

(d) DS1 to DS0

<u>Filing Entity</u>	<u>Monthly Rate</u>	
ALLTEL Carolina, Inc.	\$149.70	(R)
ALLTEL Florida	\$149.70	
ALLTEL GA. Communications Corp.	\$149.70	
Georgia ALLTEL Telecom, Inc.	\$149.70	
ALLTEL Kentucky	\$149.70	
ALLTEL NY, Inc. - Fulton	\$149.70	
ALLTEL NY, Inc. - Jamestown	\$149.70	
ALLTEL NY, Inc. - Red Jacket	\$149.70	
Oklahoma ALLTEL, Inc.	\$149.70	
ALLTEL Pennsylvania	\$149.70	
Sugar Land Telephone	\$149.70	
ALLTEL Georgia	\$149.70	
ALLTEL Mississippi	\$149.70	
ALLTEL Missouri	\$149.70	
ALLTEL Oklahoma	\$149.70	
ALLTEL South Carolina	\$149.70	
Western Reserve	\$149.70	
ALLTEL Alabama	\$149.70	
Texas ALLTEL	\$149.70	
ALLTEL Arkansas	\$149.70	(R)

(TR105)

ACCESS SERVICE

17. Rates and Charges (Cont'd)17.3 Special Access Service (Cont'd)17.3.8 High Capacity Service (Cont'd)(C) Optional Features and Functions (Cont'd)

Rates applicable for companies listed in 17.3.8(A).

(1) Multiplexing, per arrangement

(e) DS0 to Subrates

<u>Filing Entity</u>	Up to 20	Up to 10	Up to 5	Up to 2	
	2.4 Kbps	4.8 Kbps	9.6 Kbps	19.2 Kbps	
ALLTEL Carolina, Inc.	ICB	ICB	ICB	ICB	
ALLTEL Florida	ICB	ICB	ICB	ICB	
ALLTEL GA. Communications Corp.	ICB	ICB	ICB	ICB	
Georgia ALLTEL Telecom, Inc.	ICB	ICB	ICB	ICB	
ALLTEL Kentucky	ICB	ICB	ICB	ICB	
ALLTEL NY, Inc. - Fulton	ICB	ICB	ICB	ICB	
ALLTEL NY, Inc. - Jamestown	ICB	ICB	ICB	ICB	
ALLTEL NY, Inc. - Red Jacket	ICB	ICB	ICB	ICB	
Oklahoma ALLTEL, Inc.	ICB	ICB	ICB	ICB	
ALLTEL Pennsylvania	ICB	ICB	ICB	ICB	
Sugar Land Telephone	\$500.84	\$258.14	\$179.46	ICB	
ALLTEL Georgia	ICB	ICB	ICB	ICB	
ALLTEL Mississippi	ICB	ICB	ICB	ICB	
ALLTEL Missouri	ICB	ICB	ICB	ICB	
ALLTEL Oklahoma	ICB	ICB	ICB	ICB	
ALLTEL South Carolina	ICB	ICB	ICB	ICB	
Western Reserve	ICB	ICB	ICB	ICB	
ALLTEL Alabama	ICB	ICB	ICB	ICB	
Texas ALLTEL	ICB	ICB	ICB	ICB	
ALLTEL Arkansas	ICB	ICB	ICB	ICB	(N) (N) (N) (N)

(TR61)

Issued: June 16, 1998

Effective: July 1, 1998

One Allied Drive
Little Rock, AR 72203

ACCESS SERVICE

17. Rates and Charges (Cont'd)17.3 Special Access Service (Cont'd)17.3.8 High Capacity Service (Cont'd)(C) Optional Features and Functions (Cont'd)(2) Automatic Loop Transfer
Per arrangement*

<u>Filing Entity</u>	<u>Monthly Rate</u>
ALLTEL Carolina, Inc.	
ALLTEL Florida	
ALLTEL GA. Communications Corp.	
Georgia ALLTEL Telecom, Inc.	
ALLTEL Kentucky	
ALLTEL NY, Inc. - Fulton	
ALLTEL NY, Inc. - Jamestown	
ALLTEL NY, Inc. - Red Jacket	
Oklahoma ALLTEL, Inc.	
ALLTEL Pennsylvania	
Sugar Land Telephone	\$431.33
ALLTEL Georgia	
ALLTEL Mississippi	
ALLTEL Missouri	
ALLTEL Oklahoma	
ALLTEL South Carolina	
Western Reserve	
ALLTEL Alabama	
Texas ALLTEL	
ALLTEL Arkansas	

(N)

* An additional Channel Termination charge will apply whenever the spare line is provided as a leg to the customer designated premises.

(TR61)

Issued: June 16, 1998

Effective: July 1, 1998

One Allied Drive
Little Rock, AR 72203

ACCESS SERVICE

17. Rates and Charges (Cont'd)17.3 Special Access Service (Cont'd)17.3.8 High Capacity Service (Cont'd)(C) Optional Features and Functions (Cont'd)

- (3) Transfer Arrangement
(key activated** or dial up***)
- Per four port arrangement including*
control channel termination****

<u>Filing Entity</u>	<u>Monthly Rate</u>
ALLTEL Carolina, Inc.	
ALLTEL Florida	
ALLTEL GA. Communications Corp.	
Georgia ALLTEL Telecom, Inc.	
ALLTEL Kentucky	
ALLTEL NY, Inc. - Fulton	
ALLTEL NY, Inc. - Jamestown	
ALLTEL NY, Inc. - Red Jacket	
Oklahoma ALLTEL, Inc.	
ALLTEL Pennsylvania	
Sugar Land Telephone	\$183.29
ALLTEL Georgia	
ALLTEL Mississippi	
ALLTEL Missouri	
ALLTEL Oklahoma	
ALLTEL South Carolina	
Western Reserve	
ALLTEL Alabama	
Texas ALLTEL	
ALLTEL Arkansas	

(N)

- ** The key activated control channel is rated as a Telegraph Channel Termination and Channel Mileage, if applicable.
- *** The Dial-Up option requires the customer to purchase the Controller Arrangement from 13.3.4 preceding.
- **** An additional Channel Termination charge will apply whenever a spare channel is configured as a leg to the customer designated premises. Additional channel mileage charges will also apply when the transfer arrangement is not located in the customer designated premises serving wire center.

(TR61)

ACCESS SERVICE

17. Rates and Charges (Cont'd)17.3 Special Access Service (Cont'd)17.3.8 High Capacity Service (Cont'd)(D) Network Channel Terminating Equipment
(NCTE) Per Termination*

Monthly Rate

<u>Filing Entity</u>	<u>1.544</u> <u>Mbps</u>	<u>Automatic</u> <u>Loop</u> <u>Transfer</u>
ALLTEL Carolina, Inc.		
ALLTEL Florida		
ALLTEL GA. Communications Corp.		
Georgia ALLTEL Telecom, Inc.		
ALLTEL Kentucky		
ALLTEL NY, Inc. - Fulton		
ALLTEL NY, Inc. - Jamestown		
ALLTEL NY, Inc. - Red Jacket		
Oklahoma ALLTEL, Inc.		
ALLTEL Pennsylvania		
Sugar Land Telephone	\$94.10	\$992.99
ALLTEL Georgia		
ALLTEL Mississippi		
ALLTEL Missouri		
ALLTEL Oklahoma		
ALLTEL South Carolina		
Western Reserve		
ALLTEL Alabama		
Texas ALLTEL		
ALLTEL Arkansas		

(N)

* NCTE will only be provided under tariff if it existed in the Telephone Company's inventory as of November 18, 1993..

(TR61)

Issued: June 16, 1998

Effective: July 1, 1998

One Allied Drive
Little Rock, AR 72203

ACCESS SERVICE

17. Rates and Charges (Cont'd)

17.3 Special Access Service (Cont'd)

17.3.9 Individual Case Filings

Rate and charges for Special Access Service provided on an individual case basis are filed following:

(D)

(D)

(TR36)

ACCESS SERVICE

17. Rates and Charges (Cont'd)17.3 Special Access Service (Cont'd)17.3.9 Individual Case Filings

Rate and charges for Special Access Service provided on an individual case basis are filed following:

(A) High Capacity Service(1) ALLTEL Carolina Inc.Customer: **Sara Lee**

	<u>Nonrecurring Charge</u>	<u>Monthly Rate</u>	(T) (T)
OC-3+ Service from 531 Northridge Park Drive, Rural Hall, N.C. to Lewisville Central Office, to the meet Point with BellSouth's Vineyard Rd Central Office. Also provides Alternate routing to Company's Old Towne Central Office, to the meet Point with BellSouth's Whitaker Park Central Office.	\$4,414.16*	\$6,409.00*	(N) (N) (D)

Customer: **R.J. Reynolds**

	<u>Monthly Rate</u>	(N)
1. OC-48 Ring service from 7601 Tobaccoville Rd to Lewisville Central Office, to the meet point with BellSouth's Vineyard Rd Central Office. Also provides alternate Routing to Company's Old Towne Central Office, to the meet point with BellSouth's Fifth Street Central Office. - 36 Months \$7,442.02 - 37 to 60 Months \$7,104.30		
2. DS3 Multiplexing service at: 7601 Tobaccoville Rd per DS3	\$ 104.00	
3. DS1 Multiplexing service at: 7601 Tobaccoville Rd per DS3	\$ 25.00	(N)

* A 36 month service period is required for these rates.

(C)
(TR89)

Issued: December 12, 2000

Effective: January 2, 2001

One Allied Drive
Little Rock, AR 72203

ACCESS SERVICE

17. Rates and Charges (Cont'd)17.3 Special Access Service (Cont'd)17.3.9 Individual Case Filings

Rate and charges for Special Access Service provided on an individual case basis are filed following:

(A) High Capacity Service(1) ALLTEL Florida Inc.Customer: **MCI**Monthly
Rate

(a) Channel Mileage

(i) Channel Mileage Facility
Per Mile
- 44.736 Mbps

\$ 136.00

(ii) Channel Mileage Termination
Per Termination
- 44.736 Mbps

\$ 1,050.00

These rates are for DS-3 circuits in place or on order as of July 1, 1994 and will remain in effect through June 30, 1996.

(C)

(TR36)

Issued: March 31, 1995

Effective: July 1, 1995

One Allied Drive
Little Rock, Arkansas 72203

ACCESS SERVICE

- 17. Rates and Charges (Cont'd)
- 17.3 Special Access Service (Cont'd)
- 17.3.9 Individual Case Filings (Cont'd)

Reserved for Future Use

ACCESS SERVICE

17. Rates and Charges (Cont'd)17.3 Special Access Service (Cont'd)17.3.10 Service Discount Plans

a) High Capacity 1.544 Mbps (DS1)

<u>Plan Length</u>	<u>Discount %</u>
36 Months	10%
60 Months	20%

b) High Capacity 44.736 Mbps (DS3)

<u>Plan Length</u>	<u>Discount %</u>
36 Months	10%
60 Months	20%

c) Synchronous Optical Channel 155.52 Mbps (OC3)

<u>Plan Length</u>	<u>Discount %</u>
36 Months	10%
60 Months	20%

d) Synchronous Optical Channel 622.08 Mbps (OC12)

<u>Plan Length</u>	<u>Discount %</u>
36 Months	10%
60 Months	20%

(N)

(N)

(TR100)

ACCESS SERVICE

17. Rates and Charges (Cont'd)17.3 Special Access Service (Cont'd)17.3.11 Synchronous Optical Channel Service

Regulations concerning Synchronous Optical Channel Service are set forth in 7.11 preceding.

(A) Channel Termination, per Termination

(1) 155.52 Mbps (OC3)

<u>Filing Entity</u>	<u>Monthly Rate</u>	<u>Nonrecurring Charge</u>	
ALLTEL Carolina, Inc.	\$ 1402.23	\$ 550.00	(R)
ALLTEL Florida	\$ 1271.08	\$ 550.00	(R)
ALLTEL GA. Communications Corp.	\$ 2087.22	\$ 550.00	(I)
Georgia ALLTEL Telecom, Inc.	\$ 2087.22	\$ 550.00	(I)
ALLTEL Kentucky	\$ 2771.74	\$ 550.00	(I)
ALLTEL New York, Inc. - Fulton	\$ 1455.69	\$ 550.00	(R)
ALLTEL New York, Inc. - Jamestown	\$ 1455.69	\$ 550.00	(R)
ALLTEL New York, Inc. - Red Jacket	\$ 1455.69	\$ 550.00	(R)
Oklahoma ALLTEL, Inc.	\$ 1237.21	\$ 550.00	(R)
ALLTEL Pennsylvania	\$ 1667.97	\$ 550.00	(I)
Sugar Land Telephone	\$ 1456.03	\$ 550.00	(R)
ALLTEL Georgia	\$ 2087.22	\$ 550.00	(I)
ALLTEL Mississippi	\$ 1529.04	\$ 550.00	(I)
ALLTEL Missouri	\$ 935.32	\$ 550.00	(R)
ALLTEL Oklahoma	\$ 1237.21	\$ 550.00	(R)
ALLTEL South Carolina	\$ 1159.36	\$ 550.00	(R)
Western Reserve	\$ 1295.67	\$ 550.00	(R)
ALLTEL Alabama	\$ 2112.97	\$ 550.00	(I)
Texas ALLTEL	\$ 1770.89	\$ 550.00	(R)
ALLTEL Arkansas	\$ 1774.10	\$ 550.00	(R)

(TR138)

Issued: June 16, 2004

Effective: July 1, 2004

One Allied Drive
Little Rock, AR 72203

ACCESS SERVICE

17. Rates and Charges (Cont'd)
- 17.3 Special Access Service (Cont'd)
- 17.3.11 Synchronous Optical Channel Service (Cont'd)
- (A) Channel Termination, per Termination (Cont'd)
- (2) 622.08 Mbps (OC12)

<u>Filing Entity</u>	<u>Monthly Rate</u>	<u>Nonrecurring Charge</u>	
ALLTEL Carolina, Inc.	\$ 1569.16	\$ 550.00	(R)
ALLTEL Florida	\$ 1426.72	\$ 550.00	(R)
ALLTEL GA. Communications Corp.	\$ 2488.61	\$ 550.00	(I)
Georgia ALLTEL Telecom, Inc.	\$ 2488.61	\$ 550.00	(I)
ALLTEL Kentucky	\$ 3097.83	\$ 550.00	(I)
ALLTEL New York, Inc. - Fulton	\$ 1701.46	\$ 550.00	(R)
ALLTEL New York, Inc. - Jamestown	\$ 1701.46	\$ 550.00	(R)
ALLTEL New York, Inc. - Red Jacket	\$ 1701.46	\$ 550.00	(R)
Oklahoma ALLTEL, Inc.	\$ 1446.08	\$ 550.00	(R)
ALLTEL Pennsylvania	\$ 1831.14	\$ 550.00	(I)
Sugar Land Telephone	\$ 1650.17	\$ 550.00	(R)
ALLTEL Georgia	\$ 2488.61	\$ 550.00	(I)
ALLTEL Mississippi	\$ 1708.92	\$ 550.00	(I)
ALLTEL Missouri	\$ 1053.58	\$ 550.00	(R)
ALLTEL Oklahoma	\$ 1446.08	\$ 550.00	(R)
ALLTEL South Carolina	\$ 1295.76	\$ 550.00	(R)
Western Reserve	\$ 1521.00	\$ 550.00	(R)
ALLTEL Alabama	\$ 2519.31	\$ 550.00	(I)
Texas ALLTEL	\$ 2007.01	\$ 550.00	(R)
ALLTEL Arkansas	\$ 2115.27	\$ 550.00	(R)

(TR138)

Issued: June 16, 2004

Effective: July 1, 2004

One Allied Drive
Little Rock, AR 72203

ACCESS SERVICE

17. Rates and Charges (Cont'd)17.3 Special Access Service (Cont'd)17.3.11 Synchronous Optical Channel Service (Cont'd)(B) Channel Mileage

(1) 155.52 Mbps (OC3)

<u>Filing Entity</u>	<u>Facility per Mile</u>	<u>Termination per Termination</u>		
ALLTEL Carolina, Inc.	\$ 100.16	\$ 1068.37	(R)	(R)
ALLTEL Florida	\$ 103.76	\$ 972.76	(R)	(R)
ALLTEL GA. Communications Corp.	\$ 192.67	\$ 1589.50	(I)	(I)
Georgia ALLTEL Telecom, Inc.	\$ 192.67	\$ 1589.50	(I)	(I)
ALLTEL Kentucky	\$ 228.26	\$ 2119.57	(I)	(I)
ALLTEL New York, Inc. - Fulton	\$ 132.34	\$ 1115.40	(R)	(R)
ALLTEL New York, Inc. - Jamestown	\$ 132.34	\$ 1115.40	(R)	(R)
ALLTEL New York, Inc. - Red Jacket	\$ 132.34	\$ 1115.40	(R)	(R)
Oklahoma ALLTEL, Inc.	\$ 112.47	\$ 947.99	(R)	(R)
ALLTEL Pennsylvania	\$ 145.04	\$ 1196.59	(I)	(I)
Sugar Land Telephone	\$ 116.48	\$ 970.69	(R)	(R)
ALLTEL Georgia	\$ 192.67	\$ 1589.50	(I)	(I)
ALLTEL Mississippi	\$ 125.92	\$ 1169.26	(I)	(I)
ALLTEL Missouri	\$ 75.26	\$ 666.55	(R)	(R)
ALLTEL Oklahoma	\$ 112.47	\$ 947.99	(R)	(R)
ALLTEL South Carolina	\$ 95.48	\$ 886.57	(R)	(R)
Western Reserve	\$ 101.40	\$ 901.33	(R)	(R)
ALLTEL Alabama	\$ 195.04	\$ 1625.36	(I)	(I)
Texas ALLTEL	\$ 141.67	\$ 1298.65	(R)	(R)
ALLTEL Arkansas	\$ 163.76	\$ 1351.04	(R)	(R)

(TR138)

Issued: June 16, 2004

Effective: July 1, 2004

One Allied Drive
Little Rock, AR 72203

ACCESS SERVICE

17. Rates and Charges (Cont'd)
- 17.3 Special Access Service (Cont'd)
- 17.3.11 Synchronous Optical Channel Service (Cont'd)
- (B) Channel Mileage (Cont'd)
- (2) 622.08 Mbps (OC12)

<u>Filing Entity</u>	<u>Facility per Mile</u>	<u>Termination per Termination</u>		
ALLTEL Carolina, Inc.	\$ 166.93	\$ 1235.30	(R)	(R)
ALLTEL Florida	\$ 168.61	\$ 1102.46	(R)	(R)
ALLTEL GA. Communications Corp.	\$ 289.00	\$ 1846.38	(I)	(I)
Georgia ALLTEL Telecom, Inc.	\$ 289.00	\$ 1846.38	(I)	(I)
ALLTEL Kentucky	\$ 358.70	\$ 2445.65	(I)	(I)
ALLTEL New York, Inc. - Fulton	\$ 189.05	\$ 1323.36	(R)	(R)
ALLTEL New York, Inc. - Jamestown	\$ 189.05	\$ 1323.36	(R)	(R)
ALLTEL New York, Inc. - Red Jacket	\$ 189.05	\$ 1323.36	(R)	(R)
Oklahoma ALLTEL, Inc.	\$ 160.68	\$ 1124.73	(R)	(R)
ALLTEL Pennsylvania	\$ 235.69	\$ 1722.36	(I)	(I)
Sugar Land Telephone	\$ 165.02	\$ 1087.17	(R)	(R)
ALLTEL Georgia	\$ 289.00	\$ 1846.38	(I)	(I)
ALLTEL Mississippi	\$ 197.88	\$ 1349.15	(I)	(I)
ALLTEL Missouri	\$ 118.26	\$ 774.06	(R)	(R)
ALLTEL Oklahoma	\$ 160.68	\$ 1124.73	(R)	(R)
ALLTEL South Carolina	\$ 150.04	\$ 1022.97	(R)	(R)
Western Reserve	\$ 157.73	\$ 1070.33	(R)	(R)
ALLTEL Alabama	\$ 308.82	\$ 1869.17	(I)	(I)
Texas ALLTEL	\$ 212.51	\$ 1463.94	(R)	(R)
ALLTEL Arkansas	\$ 245.64	\$ 1569.40	(R)	(R)

(TR138)

Issued: June 16, 2004

Effective: July 1, 2004

One Allied Drive
Little Rock, AR 72203

ACCESS SERVICE

17.	<u>Rates and Charges</u> (Cont'd)				(N)
17.3	<u>Special Access Service</u> (Cont'd)				
17.3.11	<u>Synchronous Optical Channel Service</u> (Cont'd)				
	(C) <u>Optional Features and Functions</u>				
	(1) <u>Customer Node</u>				
	Per Node				
	<u>Filing Entity</u>	<u>OC3</u>	<u>OC12</u>	<u>Nonrecurring Charge</u>	
	ALLTEL Carolina, Inc.	\$ 516.13	\$ 1443.56		
	ALLTEL Florida	\$ 516.13	\$ 1443.56		
	ALLTEL GA. Communications Corp.	\$ 516.13	\$ 1443.56		
	Georgia ALLTEL Telecom, Inc.	\$ 516.13	\$ 1443.56		
	ALLTEL Kentucky	\$ 516.13	\$ 1443.56		
	ALLTEL New York, Inc. - Fulton	\$ 516.13	\$ 1443.56		
	ALLTEL New York, Inc. - Jamestown	\$ 516.13	\$ 1443.56		
	ALLTEL New York, Inc. - Red Jacket	\$ 516.13	\$ 1443.56		
	Oklahoma ALLTEL, Inc.	\$ 516.13	\$ 1443.56		
	ALLTEL Pennsylvania	\$ 516.13	\$ 1443.56		
	Sugar Land Telephone	\$ 516.13	\$ 1443.56		
	ALLTEL Georgia	\$ 516.13	\$ 1443.56		
	ALLTEL Mississippi	\$ 516.13	\$ 1443.56		
	ALLTEL Missouri	\$ 516.13	\$ 1443.56		
	ALLTEL Oklahoma	\$ 516.13	\$ 1443.56		
	ALLTEL South Carolina	\$ 516.13	\$ 1443.56		
	Western Reserve	\$ 516.13	\$ 1443.56		
	ALLTEL Alabama	\$ 516.13	\$ 1443.56		
	Texas ALLTEL	\$ 516.13	\$ 1443.56		
	ALLTEL Arkansas	\$ 516.13	\$ 1443.56		(N)

(TR100)

ACCESS SERVICE

17. Rates and Charges (Cont'd)

(N)

17.3 Special Access Service (Cont'd)17.3.11 Synchronous Optical Channel Service (Cont'd)(C) Optional Features and Functions (Cont'd)(2) Customer Premises Port

Per Port

<u>Filing Entity</u>	<u>DS1</u>	<u>DS3</u>	<u>Nonrecurring Charge</u>
ALLTEL Carolina, Inc.	\$ 24.85	\$ 310.70	
ALLTEL Florida	\$ 24.85	\$ 310.70	
ALLTEL GA. Communications Corp.	\$ 24.85	\$ 310.70	
Georgia ALLTEL Telecom, Inc.	\$ 24.85	\$ 310.70	
ALLTEL Kentucky	\$ 24.85	\$ 310.70	
ALLTEL New York, Inc. - Fulton	\$ 24.85	\$ 310.70	
ALLTEL New York, Inc. - Jamestown	\$ 24.85	\$ 310.70	
ALLTEL New York, Inc. - Red Jacket	\$ 24.85	\$ 310.70	
Oklahoma ALLTEL, Inc.	\$ 24.85	\$ 310.70	
ALLTEL Pennsylvania	\$ 24.85	\$ 310.70	
Sugar Land Telephone	\$ 24.85	\$ 310.70	
ALLTEL Georgia	\$ 24.85	\$ 310.70	
ALLTEL Mississippi	\$ 24.85	\$ 310.70	
ALLTEL Missouri	\$ 24.85	\$ 310.70	
ALLTEL Oklahoma	\$ 24.85	\$ 310.70	
ALLTEL South Carolina	\$ 24.85	\$ 310.70	
Western Reserve	\$ 24.85	\$ 310.70	
ALLTEL Alabama	\$ 24.85	\$ 310.70	
Texas ALLTEL	\$ 24.85	\$ 310.70	
ALLTEL Arkansas	\$ 24.85	\$ 310.70	

(N)

(TR100)

ACCESS SERVICE

17. Rates and Charges (Cont'd)

(N)

17.3 Special Access Service (Cont'd)17.3.11 Synchronous Optical Channel Service (Cont'd)(C) Optional Features and Functions (Cont'd)(3) Add/Drop Multiplexing

Per Port

<u>Filing Entity</u>	<u>DS1</u>	<u>DS3</u>	<u>OC3</u>
ALLTEL Carolina, Inc.	\$ 38.78	\$ 99.72	\$ 144.05
ALLTEL Florida	\$ 38.78	\$ 99.72	\$ 144.05
ALLTEL GA. Communications Corp.	\$ 38.78	\$ 99.72	\$ 144.05
Georgia ALLTEL Telecom, Inc.	\$ 38.78	\$ 99.72	\$ 144.05
ALLTEL Kentucky	\$ 38.78	\$ 99.72	\$ 144.05
ALLTEL New York, Inc. - Fulton	\$ 38.78	\$ 99.72	\$ 144.05
ALLTEL New York, Inc. - Jamestown	\$ 38.78	\$ 99.72	\$ 144.05
ALLTEL New York, Inc. - Red Jacket	\$ 38.78	\$ 99.72	\$ 144.05
Oklahoma ALLTEL, Inc.	\$ 38.78	\$ 99.72	\$ 144.05
ALLTEL Pennsylvania	\$ 38.78	\$ 99.72	\$ 144.05
Sugar Land Telephone	\$ 38.78	\$ 99.72	\$ 144.05
ALLTEL Georgia	\$ 38.78	\$ 99.72	\$ 144.05
ALLTEL Mississippi	\$ 38.78	\$ 99.72	\$ 144.05
ALLTEL Missouri	\$ 38.78	\$ 99.72	\$ 144.05
ALLTEL Oklahoma	\$ 38.78	\$ 99.72	\$ 144.05
ALLTEL South Carolina	\$ 38.78	\$ 99.72	\$ 144.05
Western Reserve	\$ 38.78	\$ 99.72	\$ 144.05
ALLTEL Alabama	\$ 38.78	\$ 99.72	\$ 144.05
Texas ALLTEL	\$ 38.78	\$ 99.72	\$ 144.05
ALLTEL Arkansas	\$ 38.78	\$ 99.72	\$ 144.05

(N)

(TR100)

ACCESS SERVICE

17. Rates and Charges (Cont'd)17.4 Other Services

Rates contained in 17.4.1 following are applicable to all issuing carriers referencing Section 5 of this tariff. Rates contained in 17.4.2 through 17.4.4 following are applicable to all issuing carriers referencing Section 13 of this tariff. Rates contained in 17.4.5 following are applicable to all issuing carriers referencing Section 10 of this tariff. Rates contained in 17.4.6 following are applicable to all issuing carriers referencing Section 11 of this tariff. Rates contained in 17.4.7 following are applicable to all issuing carriers referencing Section 12 of this tariff. See the User's Guide for more information on issuing carrier status.

17.4.1 Access Ordering(A) Access Order Charge

- Per Order

<u>Filing Entity</u>	<u>Charge</u>	<u>Tariff Section Reference</u>	
ALLTEL Carolina, Inc.	\$68.00	5.4.1	(R)
ALLTEL Florida	\$68.00	5.4.1	
ALLTEL GA. Communications Corp.	\$68.00	5.4.1	
Georgia ALLTEL Telecom, Inc.	\$68.00	5.4.1	
ALLTEL Kentucky	\$68.00	5.4.1	
ALLTEL NY, Inc. - Fulton	\$68.00	5.4.1	
ALLTEL NY, Inc. - Jamestown	\$68.00	5.4.1	
ALLTEL NY, Inc. - Red Jacket	\$68.00	5.4.1	
Oklahoma ALLTEL, Inc.	\$68.00	5.4.1	
ALLTEL Pennsylvania	\$68.00	5.4.1	
Sugar Land Telephone	\$68.00	5.4.1	
ALLTEL Georgia	\$68.00	5.4.1	
ALLTEL Mississippi	\$68.00	5.4.1	
ALLTEL Missouri	\$68.00	5.4.1	
ALLTEL Oklahoma	\$68.00	5.4.1	
ALLTEL South Carolina	\$68.00	5.4.1	
Western Reserve	\$68.00	5.4.1	
ALLTEL Alabama	\$68.00	5.4.1	
Texas ALLTEL	\$68.00	5.4.1	
ALLTEL Arkansas	\$68.00	5.4.1	(R)

(TR105)

ACCESS SERVICE

17. Rates and Charges (Cont'd)17.4 Other Services (Cont'd)17.4.1 Access Ordering (Cont'd)(B) Service Date Change Charge

A Service Date Change Charge will apply, on a per order per occurrence basis, for each service date changed. The Access Order Charge as specified in 17.4.1(A) prededing does not apply. The applicable charge is:

<u>Filing Entity</u>	<u>Charge</u>	<u>Tariff Section Reference</u>	
ALLTEL Carolina, Inc.	\$18.00	5.4.3	(R)
ALLTEL Florida	\$18.00	5.4.3	
ALLTEL GA. Communications Corp.	\$18.00	5.4.3	
Georgia ALLTEL Telecom, Inc.	\$18.00	5.4.3	
ALLTEL Kentucky	\$18.00	5.4.3	
ALLTEL NY, Inc. - Fulton	\$18.00	5.4.3	
ALLTEL NY, Inc. - Jamestown	\$18.00	5.4.3	
ALLTEL NY, Inc. - Red Jacket	\$18.00	5.4.3	
Oklahoma ALLTEL, Inc.	\$18.00	5.4.3	
ALLTEL Pennsylvania	\$18.00	5.4.3	
Sugar Land Telephone	\$18.00	5.4.3	
ALLTEL Georgia	\$18.00	5.4.3	
ALLTEL Mississippi	\$18.00	5.4.3	
ALLTEL Missouri	\$18.00	5.4.3	
ALLTEL Oklahoma	\$18.00	5.4.3	
ALLTEL South Carolina	\$18.00	5.4.3	
Western Reserve	\$18.00	5.4.3	
ALLTEL Alabama	\$18.00	5.4.3	
Texas ALLTEL	\$18.00	5.4.3	
ALLTEL Arkansas	\$18.00	5.4.3	(R)

(TR105)

ACCESS SERVICE

17. Rates and Charges (Cont'd)17.4 Other Services (Cont'd)17.4.1 Access Ordering (Cont'd)(C) Design Change Charge

The Design Change Charge will apply
on a per order per occurrence basis,
for each order requiring design change.
The applicable charge is:

<u>Filing Entity</u>	<u>Charge</u>	<u>Tariff Section Reference</u>	
ALLTEL Carolina, Inc.	\$18.00	5.4.3	(R)
ALLTEL Florida	\$18.00	5.4.3	
ALLTEL GA. Communications Corp.	\$18.00	5.4.3	
Georgia ALLTEL Telecom, Inc.	\$18.00	5.4.3	
ALLTEL Kentucky	\$18.00	5.4.3	
ALLTEL NY, Inc. - Fulton	\$18.00	5.4.3	
ALLTEL NY, Inc. - Jamestown	\$18.00	5.4.3	
ALLTEL NY, Inc. - Red Jacket	\$18.00	5.4.3	
Oklahoma ALLTEL, Inc.	\$18.00	5.4.3	
ALLTEL Pennsylvania	\$18.00	5.4.3	
Sugar Land Telephone	\$18.00	5.4.3	
ALLTEL Georgia	\$18.00	5.4.3	
ALLTEL Mississippi	\$18.00	5.4.3	
ALLTEL Missouri	\$18.00	5.4.3	
ALLTEL Oklahoma	\$18.00	5.4.3	
ALLTEL South Carolina	\$18.00	5.4.3	
Western Reserve	\$18.00	5.4.3	
ALLTEL Alabama	\$18.00	5.4.3	
Texas ALLTEL	\$18.00	5.4.3	
ALLTEL Arkansas	\$18.00	5.4.3	(R)

(TR105)

ACCESS SERVICE

17. Rates and Charges (Cont'd)17.4 Other Services (Cont'd)17.4.1 Access Ordering (Cont'd)(D) Miscellaneous Service Order Charge

- Per Occurrence

<u>Filing Entity</u>	<u>Charge</u>	<u>Tariff Section Reference</u>	
ALLTEL Carolina, Inc.	\$68.00	5.4.2	(R)
ALLTEL Florida	\$68.00	5.4.2	
ALLTEL GA. Communications Corp.	\$68.00	5.4.2	
Georgia ALLTEL Telecom, Inc.	\$68.00	5.4.2	
ALLTEL Kentucky	\$68.00	5.4.2	
ALLTEL NY, Inc. - Fulton	\$68.00	5.4.2	
ALLTEL NY, Inc. - Jamestown	\$68.00	5.4.2	
ALLTEL NY, Inc. - Red Jacket	\$68.00	5.4.2	
Oklahoma ALLTEL, Inc.	\$68.00	5.4.2	
ALLTEL Pennsylvania	\$68.00	5.4.2	
Sugar Land Telephone	\$68.00	5.4.2	
ALLTEL Georgia	\$68.00	5.4.2	
ALLTEL Mississippi	\$68.00	5.4.2	
ALLTEL Missouri	\$68.00	5.4.2	
ALLTEL Oklahoma	\$68.00	5.4.2	
ALLTEL South Carolina	\$68.00	5.4.2	
Western Reserve	\$68.00	5.4.2	
ALLTEL Alabama	\$68.00	5.4.2	
Texas ALLTEL	\$68.00	5.4.2	
ALLTEL Arkansas	\$68.00	5.4.2	(R)

(TR105)

ACCESS SERVICE

17. Rates and Charges (Cont'd)17.4 Other Services (Cont'd)17.4.1 Additional Engineering

Regulations regarding Additional Engineering are set forth in 13.1 preceding.

- Each Half Hour or Fraction Thereof

<u>Filing Entity</u>	<u>Basic Time</u>	<u>Over Time*</u>	<u>Premium Time*</u>	
ALLTEL Carolina, Inc.	\$16.00	\$32.00	---	
ALLTEL Florida	\$16.00	\$32.00	---	
ALLTEL GA. Communications Corp.	\$16.00	\$32.00	---	
Georgia ALLTEL Telecom, Inc.	\$16.00	\$32.00	---	
ALLTEL Kentucky	\$16.00	\$32.00	---	
ALLTEL NY, Inc. - Fulton	\$16.00	\$32.00	---	
ALLTEL NY, Inc. - Jamestown	\$16.00	\$32.00	---	
ALLTEL NY, Inc. - Red Jacket	\$16.00	\$32.00	---	
Oklahoma ALLTEL, Inc.	\$16.00	\$32.00	---	
ALLTEL Pennsylvania	\$16.00	\$32.00	---	
Sugar Land Telephone	\$16.00	\$32.00	---	
ALLTEL Georgia	\$16.00	\$32.00	---	
ALLTEL Mississippi	\$16.00	\$32.00	---	
ALLTEL Missouri	\$16.00	\$32.00	---	
ALLTEL Oklahoma	\$16.00	\$32.00	---	
ALLTEL South Carolina	\$16.00	\$32.00	---	
Western Reserve	\$16.00	\$32.00	---	
ALLTEL Alabama	\$16.00	\$32.00	---	
Texas ALLTEL	\$16.00	\$32.00	---	
ALLTEL Arkansas	\$16.00	\$32.00	---	(N) (N) (N)

* A call out to a Telephone Company employee at a time not consecutive with the employee's scheduled work period is subject to a minimum charge of four hours.

(TR61)

Issued: June 16, 1998

Effective: July 1, 1998

One Allied Drive
Little Rock, AR 72203

ACCESS SERVICE

17. Rates and Charges (Cont'd)17.4 Other Services (Cont'd)17.4.3 Additional LaborInstallation or Repair and Stand By Testing

Regulations regarding Additional Labor are set forth in 13.2 preceding.

- Each Half Hour or Fraction Thereof

<u>Filing Entity</u>	<u>Basic Time</u>	<u>Over Time*</u>	<u>Premium Time*</u>
ALLTEL Carolina, Inc.	\$20.00	\$40.00	\$60.00
ALLTEL Florida	\$20.00	\$40.00	\$60.00
ALLTEL GA. Communications Corp.	\$20.00	\$40.00	\$60.00
Georgia ALLTEL Telecom, Inc.	\$20.00	\$40.00	\$60.00
ALLTEL Kentucky	\$20.00	\$40.00	\$60.00
ALLTEL NY, Inc. - Fulton	\$20.00	\$40.00	\$60.00
ALLTEL NY, Inc. - Jamestown	\$20.00	\$40.00	\$60.00
ALLTEL NY, Inc. - Red Jacket	\$20.00	\$40.00	\$60.00
Oklahoma ALLTEL, Inc.	\$20.00	\$40.00	\$60.00
ALLTEL Pennsylvania	\$20.00	\$40.00	\$60.00
Sugar Land Telephone	\$20.00	\$40.00	\$60.00
ALLTEL Georgia	\$20.00	\$40.00	\$60.00
ALLTEL Mississippi	\$20.00	\$40.00	\$60.00
ALLTEL Missouri	\$20.00	\$40.00	\$60.00
ALLTEL Oklahoma	\$20.00	\$40.00	\$60.00
ALLTEL South Carolina	\$20.00	\$40.00	\$60.00
Western Reserve	\$20.00	\$40.00	\$60.00
ALLTEL Alabama	\$20.00	\$40.00	\$60.00
Texas ALLTEL	\$20.00	\$40.00	\$60.00
ALLTEL Arkansas	\$20.00	\$40.00	\$60.00

(N) (N) (N)

* A call out to a Telephone Company employee at a time not consecutive with the employee's scheduled work period is subject to a minimum charge of four hours.

(TR61)

Issued: June 16, 1998

Effective: July 1, 1998

One Allied Drive
Little Rock, AR 72203

ACCESS SERVICE

17. Rates and Charges (Cont'd)

17.4 Other Services (Cont'd)

17.4.4 Miscellaneous Services

(T)

Regulations regarding Miscellaneous Services are set forth in 13.3 preceding.

(A) Testing and Maintenance of Service

Regulations concerning Testing and Maintenance of Service
are set forth in 13.3.1 and 13.3.2 preceding.

Test Periods

Each Half Hour or
Fraction Thereof

Basic Time, Overtime*
and Premium Time*

See the rates for
Additional Labor
as set forth in
17.4.3 preceding.

(TR55)

Issued: September 22, 1997

Effective: October 7, 1997

One Allied Drive
Little Rock, AR 72203

ACCESS SERVICE

17. Rates and Charges (Cont'd)17.4 Other Services (Cont'd)17.4.4 Miscellaneous Services (Cont'd)(B) Telecommunications Service Priority

Regulations concerning Telecommunications Service Priority are set forth in 13.3.3 preceding.

Nonrecurring
Charge

Per service arranged

\$50.00

(C) Controller Arrangement

Regulations concerning Controller Arrangements are set forth in 13.3.4 preceding.

Monthly
Rate

Per arrangement

ACCESS SERVICE

17. Rates and Charges (Cont'd)
- 17.4 Other Services (Cont'd)
- 17.4.4 Miscellaneous Services (Cont'd)

(D) Presubscription

Regulations concerning Presubscription are set forth in 13.4 preceding.
Charge is applied per Telephone Exchange Service
Line or Trunk*.

<u>Filing Entity</u>	<u>Nonrecurring Charge</u>
ALLTEL Carolina, Inc.	\$ 5.00
ALLTEL Florida	\$ 5.00
ALLTEL GA. Communications Corp.	\$ 5.00
Georgia ALLTEL Telecom, Inc.	\$ 5.00
ALLTEL Kentucky	\$ 5.00
ALLTEL NY, Inc. - Fulton	\$ 5.00
ALLTEL NY, Inc. - Jamestown	\$ 5.00
ALLTEL NY, Inc. - Red Jacket	\$ 5.00
Oklahoma ALLTEL, Inc.	\$ 5.00
ALLTEL Pennsylvania	\$ 5.00
Sugar Land Telephone	\$ 5.00
ALLTEL Georgia	\$ 5.00
ALLTEL Mississippi	\$ 5.00
ALLTEL Missouri	\$ 5.00
ALLTEL Oklahoma	\$ 5.00
ALLTEL South Carolina	\$ 5.00
Western Reserve	\$ 5.00
ALLTEL Alabama	\$ 5.00
Texas ALLTEL	\$ 5.00
ALLTEL Arkansas	\$ 5.00

(N)

* This charge is billed to the end user who is the subscriber to the Telephone Exchange Service. In the event an end user is incorrectly presubscribed due to misassignment on the on the part of the Telephone company, no charge shall apply. In the event an end user is incorrectly presubscribed to misassignment on the part of the IC, and the IC is unable to document such an assignment, the Telephone Company will apply the charge to the IC responsible for the misassignment of the end user and assign the end user to an IC of the end user's choice.

(TR61)

ACCESS SERVICE

17. Rates and Charges (Cont'd)
- 17.4 Other Services (Cont'd)
- 17.4.4 Miscellaneous Services (Cont'd)

(E) Unauthorized PIC Changes

Regulations concerning unauthorized PIC changes are set forth in 13.6 preceding.

Charge is applied per Telephone Exchange Service Line or Trunk*.

<u>Filing Entity</u>	<u>Nonrecurring Charge</u>
ALLTEL Carolina, Inc.	\$ 30.00
ALLTEL Florida	\$ 30.00
ALLTEL GA. Communications Corp.	\$ 30.00
Georgia ALLTEL Telecom, Inc.	\$ 30.00
ALLTEL Kentucky	\$ 30.00
ALLTEL NY, Inc. - Fulton	\$ 30.00
ALLTEL NY, Inc. - Jamestown	\$ 30.00
ALLTEL NY, Inc. - Red Jacket	\$ 30.00
Oklahoma ALLTEL, Inc.	\$ 30.00
ALLTEL Pennsylvania	\$ 30.00
Sugar Land Telephone	\$ 30.00
ALLTEL Georgia	\$ 30.00
ALLTEL Mississippi	\$ 30.00
ALLTEL Missouri	\$ 30.00
ALLTEL Oklahoma	\$ 30.00
ALLTEL South Carolina	\$ 30.00
Western Reserve	\$ 30.00
ALLTEL Alabama	\$ 30.00
Texas ALLTEL	\$ 30.00
ALLTEL Arkansas	\$ 30.00

(N)

* This charge is billed to the end user who is the subscriber to the Telephone Exchange Service. In the event an end user is incorrectly presubscribed due to misassignment on the on the part of the Telephone company, no charge shall apply. In the event an end user is incorrectly presubscribed to misassignment on the part of the IC, and the IC is unable to document such an assignment, the Telephone Company will apply the charge to the IC responsible for the misassignment of the end user and assign the end user to an IC of the end user's choice.

(TR61)

ACCESS SERVICE

17. Rates and Charges (Cont'd)17.4 Other Services (Cont'd)17.4.4 Miscellaneous Services (Cont'd)(F) Billing Name and Address Service

Regulations concerning Billing Name and Address Service are set forth in 13.8 preceding.

<u>Filing Entity</u>	<u>NRC*</u>	<u>Record Charge**</u>	
ALLTEL Carolina, Inc.	\$ 50.00	\$ 0.50	(I) (I)
ALLTEL Florida	\$ 50.00	\$ 0.50	
ALLTEL GA. Communications Corp.	\$ 50.00	\$ 0.50	
Georgia ALLTEL Telecom, Inc.	\$ 50.00	\$ 0.50	
ALLTEL Kentucky	\$ 50.00	\$ 0.50	
ALLTEL NY, Inc. - Fulton	\$ 50.00	\$ 0.50	
ALLTEL NY, Inc. - Jamestown	\$ 50.00	\$ 0.50	
ALLTEL NY, Inc. - Red Jacket	\$ 50.00	\$ 0.50	
Oklahoma ALLTEL, Inc.	\$ 50.00	\$ 0.50	
ALLTEL Pennsylvania	\$ 50.00	\$ 0.50	
Sugar Land Telephone	\$ 50.00	\$ 0.50	
ALLTEL Georgia	\$ 50.00	\$ 0.50	
ALLTEL Mississippi	\$ 50.00	\$ 0.50	
ALLTEL Missouri	\$ 50.00	\$ 0.50	
ALLTEL Oklahoma	\$ 50.00	\$ 0.50	
ALLTEL South Carolina	\$ 50.00	\$ 0.50	
Western Reserve	\$ 50.00	\$ 0.50	
ALLTEL Alabama	\$ 50.00	\$ 0.50	
Texas ALLTEL	\$ 50.00	\$ 0.50	(I) (I)
ALLTEL Arkansas	\$ 50.00	\$ 0.50	(N) (N)

* Per request

** Per record (number) requested

(TR61)

Issued: June 16, 1998

Effective: July 1, 1998

One Allied Drive
Little Rock, AR 72203

ACCESS SERVICE

17. Rates and Charges (Cont'd)17.4 Other Services (Cont'd)17.4.4 Miscellaneous Services (Cont'd)(F) Billing Name and Address Service (Cont'd)

Regulations concerning Billing Name and Address Service are set forth in 13.8 preceding.

BNA Electronic Format Charges

<u>Filing Entity</u>	<u>Magnetic Tape</u>	<u>Computer Diskette</u>	
ALLTEL Carolina, Inc.	\$90.00	\$15.00	(I) (I)
ALLTEL Florida	\$90.00	\$15.00	
ALLTEL GA. Communications Corp.	\$90.00	\$15.00	
Georgia ALLTEL Telecom, Inc.	\$90.00	\$15.00	
ALLTEL Kentucky	\$90.00	\$15.00	
ALLTEL NY, Inc. - Fulton	\$90.00	\$15.00	
ALLTEL NY, Inc. - Jamestown	\$90.00	\$15.00	
ALLTEL NY, Inc. - Red Jacket	\$90.00	\$15.00	
Oklahoma ALLTEL, Inc.	\$90.00	\$15.00	
ALLTEL Pennsylvania	\$90.00	\$15.00	
Sugar Land Telephone	\$90.00	\$15.00	
ALLTEL Georgia	\$90.00	\$15.00	
ALLTEL Mississippi	\$90.00	\$15.00	
ALLTEL Missouri	\$90.00	\$15.00	
ALLTEL Oklahoma	\$90.00	\$15.00	
ALLTEL South Carolina	\$90.00	\$15.00	
Western Reserve	\$90.00	\$15.00	
ALLTEL Alabama	\$90.00	\$15.00	
Texas ALLTEL	\$90.00	\$15.00	(I) (I)
ALLTEL Arkansas	\$90.00	\$15.00	(N) (N)

(G) Originating Line Screening (OLS)

	<u>Nonrecurring Charge</u>	<u>Tariff Reference</u>
- Per Exchange Line	\$0.50	13.9

(H) Coin Supervision Additive Service

	<u>Monthly Rate</u>	
- Per exchange service line	\$ 2.45	13.10

(TR61)

Issued: June 16, 1998

Effective: July 1, 1998

One Allied Drive
Little Rock, AR 72203

ACCESS SERVICE

17. Rates and Charges (Cont'd)

17.4 Other Services (Cont'd)

17.4.4 Miscellaneous Services (Cont'd)

(I) Billed Number Screening Service

Regulations concerning Billed Number Screening Service are set forth in 13.10 preceding.

Billed Number Screening Service is available in the following companies:

ALLTEL Florida
Georgia ALLTEL Telecom, Inc.
ALLTEL Kentucky
Sugar Land Telephone
ALLTEL Georgia
ALLTEL South Carolina
Western Reserve
ALLTEL Alabama
Texas ALLTEL
ALLTEL Arkansas

(N)

(J) Letter of Authorization (LOA) Processing

Regulations concerning LOA Processing are set forth in 13.4(I) preceding.

Nonrecurring
Charge

- per telephone number

\$0.75

(TR61)

ACCESS SERVICE

17. Rates and Charges (Cont'd)17.4 Other Services (Cont'd)17.4.4 Miscellaneous Services (Cont'd)(K) Local Number Portability (LNP) End User Service

Regulations concerning the Local Number Portability End User Service are set forth in Section 13.12.1 preceding.

- (1) The Telephone Companies listed below will bill the rates listed over a 60 month period beginning with the effective date of the rate. All wire centers in each study area are LNP capable except as noted.

<u>Company Name</u>	<u>State</u>	<u>Study Area Number</u>	<u>Effective Date of Rate</u>	<u>End User Rate Per Line</u>	<u>Rate Per PBX Trunk</u>	<u>Rate Per ISDN PRI</u>
ALLTEL Carolina, Inc.	NC	230476	6/8/02	\$ 0.37*	\$ 3.33*	\$ 1.85*
ALLTEL Florida, Inc.	FL	210336	6/8/02	\$ 0.37*	\$ 3.33*	\$ 1.85*
ALLTEL GA. Communications Corp.	GA	223037	6/8/02	\$ 0.37*	\$ 3.33*	\$ 1.85*

(D)

(D)

(D)

(D)

(D)

(D)

* These rates expire on June 7, 2007.

(TR148)

Issued: March 15, 2005

Effective: March 30, 2005

One Allied Drive
Little Rock, AR 72203

ACCESS SERVICE

17. Rates and Charges (Cont'd)17.4 Other Services (Cont'd)17.4.4 Miscellaneous Services (Cont'd)(K) Local Number Portability (LNP) End User Service (Cont'd)

(1) (Cont'd)

<u>Company Name</u>	<u>State</u>	<u>Study Area Number</u>	<u>Effective Date of Rate</u>	<u>End User Rate Per Line</u>	<u>Rate Per PBX Trunk</u>	<u>Rate Per ISDN PRI</u>
Georgia ALLTEL Telecom, Inc.	GA	223036	6/8/02	\$ 0.37*	\$ 3.33*	\$ 1.85*

(D)

|

(D)

ALLTEL Kentucky	KY	260402	6/8/02	\$ 0.37*	\$ 3.33*	\$ 1.85*
ALLTEL New York, Inc. - Fulton	NY	150106	6/8/02	\$ 0.37*	\$ 3.33*	\$ 1.85*
ALLTEL New York, Inc. - Jamestown	NY	150109	6/8/02	\$ 0.37*	\$ 3.33*	\$ 1.85*
ALLTEL New York, Inc. - Red Jacket	NY	150113	6/8/02	\$ 0.37*	\$ 3.33*	\$ 1.85*
Oklahoma ALLTEL, Inc.	OK	432011	6/8/02	\$ 0.37*	\$ 3.33*	\$ 1.85*
ALLTEL Pennsylvania	PA	170176	6/8/02	\$ 0.37*	\$ 3.33*	\$ 1.85*
Sugar Land Telephone	TX	442147	6/8/02	\$ 0.37*	\$ 3.33*	\$ 1.85*
ALLTEL Georgia	GA	220357	6/8/02	\$ 0.37*	\$ 3.33*	\$ 1.85*

(D)

|

(D)

ALLTEL Mississippi	MS	280453	6/8/02	\$ 0.37*	\$ 3.33*	\$ 1.85*
--------------------	----	--------	--------	----------	----------	----------

(D)

|

(D)

* These rates expire on June 7, 2007.

(TR148)

Issued: March 15, 2005

Effective: March 30, 2005

One Allied Drive
Little Rock, AR 72203

ACCESS SERVICE

17. Rates and Charges (Cont'd)17.4 Other Services (Cont'd)17.4.4 Miscellaneous Services (Cont'd)(K) Local Number Portability (LNP) End User Service (Cont'd)

(1) (Cont'd)

<u>Company Name</u>	<u>State</u>	<u>Study Area Number</u>	<u>Effective Date of Rate</u>	<u>End User Rate Per Line</u>	<u>Rate Per PBX Trunk</u>	<u>Rate Per ISDN PRI</u>	
ALLTEL Missouri	MO	421885	6/8/02	\$ 0.37*	\$ 3.33*	\$ 1.85*	(D)
							(D)
ALLTEL Oklahoma	OK	431965	6/8/02	\$ 0.37*	\$ 3.33*	\$ 1.85*	
ALLTEL South Carolina	SC	240517	6/8/02	\$ 0.37*	\$ 3.33*	\$ 1.85*	
Western Reserve	OH	300666	6/8/02	\$ 0.37*	\$ 3.33*	\$ 1.85*	
ALLTEL Alabama	AL	250302	6/8/02	\$ 0.37*	\$ 3.33*	\$ 1.85*	(D)
							(D)
Texas ALLTEL	TX	442153	6/8/02	\$ 0.37*	\$ 3.33*	\$ 1.85*	
ALLTEL Arkansas	AR	401691	6/8/02	\$ 0.37*	\$ 3.33*	\$ 1.85*	

* These rates expire on June 7, 2007.

(TR148)

Issued: March 15, 2005

Effective: March 30, 2005

One Allied Drive
Little Rock, AR 72203

ACCESS SERVICE

17. Rates and Charges (Cont'd)17.4 Other Services (Cont'd)17.4.4 Miscellaneous Services (Cont'd)(L) Local Number Portability (LNP) Query Service

The Telephone Companies listed below offer Local Number Portability Query Service under the provisions specified in Section 13.12.2 preceding.

(C)
(C)

<u>Company Name</u>	<u>State</u>	<u>Study Area Number</u>	<u>Rate Per Query</u>
ALLTEL Carolina, Inc.	NC	230476	\$ 0.00429
ALLTEL Florida, Inc.	FL	210336	\$ 0.00429
ALLTEL GA. Communications Corp.	GA	223037	\$ 0.00429
Georgia ALLTEL Telecom, Inc.	GA	223036	\$ 0.00429
ALLTEL Kentucky	KY	260402	\$ 0.00429
ALLTEL New York, Inc. - Fulton	NY	150106	\$ 0.00429
ALLTEL New York, Inc. - Jamestown	NY	150109	\$ 0.00429
ALLTEL New York, Inc. - Red Jacket	NY	150113	\$ 0.00429
Oklahoma ALLTEL, Inc.	OK	432011	\$ 0.00429
ALLTEL Pennsylvania	PA	170176	\$ 0.00429
Sugar Land Telephone	TX	442147	\$ 0.00429
ALLTEL Georgia	GA	220357	\$ 0.00429
ALLTEL Mississippi	MS	280453	\$ 0.00429
ALLTEL Missouri	MO	421885	\$ 0.00429
ALLTEL Oklahoma	OK	431965	\$ 0.00429
ALLTEL South Carolina	SC	240517	\$ 0.00429
Western Reserve	OH	300666	\$ 0.00429
ALLTEL Alabama	AL	250302	\$ 0.00429
Texas ALLTEL	TX	442153	\$ 0.00429
ALLTEL Arkansas	AR	401691	\$ 0.00429

(TR106)

Issued: June 24, 2002

Effective: July 9, 2002

One Allied Drive
Little Rock, AR 72203

ACCESS SERVICE

17. Rates and Charges (Cont'd)17.4 Other Services (Cont'd)17.4.5 Special Federal Government Access Services(A) Voice Grade Special Access Service

<u>Voice Grade Secure Communications</u>	<u>Monthly Rates</u>	<u>Nonrecurring Charges</u>	<u>Termination Charges</u>
--	--------------------------	---------------------------------	--------------------------------

Type I, each T-3 Conditioning,	ICB rates and charges apply		
-----------------------------------	-----------------------------	--	--

Additional Conditioning, per service termination	ICB rates and charges apply		
---	-----------------------------	--	--

Type II, each G-1 Conditioning,	ICB rates and charges apply		
------------------------------------	-----------------------------	--	--

Type III, each G-2 Conditioning,	ICB rates and charges apply		
-------------------------------------	-----------------------------	--	--

Additional Conditioning, per service termination	ICB rates and charges apply		
---	-----------------------------	--	--

Type IV, each G-3 Conditioning,	ICB rates and charges apply		
------------------------------------	-----------------------------	--	--

Additional Conditioning, per service termination	ICB rates and charges apply		
---	-----------------------------	--	--

(B) Wideband Digital Special Access Service

<u>Wideband Secure Communications</u>	<u>Monthly Rates</u>	<u>Nonrecurring Charges</u>	<u>Termination Charges</u>
---	--------------------------	---------------------------------	--------------------------------

Type I, each	ICB rates and charges apply		
--------------	-----------------------------	--	--

Type II, each	ICB rates and charges apply		
---------------	-----------------------------	--	--

Type III, each	ICB rates and charges apply		
----------------	-----------------------------	--	--

ACCESS SERVICE

17. Rates and Charges (Cont'd)

17.4 Other Services (Cont'd)

17.4.6 Special Facilities Routing of Access Services

(A) Diversity

For each service provided in accordance with 11.1.1 preceding, the rates and charges will be developed on an individual case basis.

Reserved for Future Use

(B) Avoidance

For each service provided in accordance with 11.1.2 preceding, the rates and charges will be developed on an individual case basis.

Reserved for Future Use

(C) Diversity and Avoidance Combined

For each service provided in accordance with 11.1.3 preceding, the rates and charges will be developed on an individual case basis.

Reserved for Future Use

(D) Cable-Only Facilities

For each service provided in accordance with 11.1.4 preceding, the rates and charges will be developed on an individual case basis.

Reserved for Future Use

ACCESS SERVICE

17. Rates and Charges (Cont'd)17.4 Other Services (Cont'd)17.4.7 Specialized Service or Arrangements

Specialized Service or Arrangements are provided in accordance with 12.1 preceding on an individual case basis as set forth following:

(C)

- A) Fiber Optic Terminating Equipment for Westinghouse Corporation located in ALLTEL Carolina's Rural Hall exchange.

Monthly rate per DS1 riding fiber facility \$212.00
(Tariff Reference 12.2.1)

- B) Non multiplexed DS3 rate from Sugar Land central office to following locations in Houston:

	<u>Houston Location</u>	<u>Month to Month</u>	<u>36 Month Contract</u>	<u>60 Month Contract</u>	<u>Nonrecurring</u>
Rate per DS3, no MUX	AT&T01 POP	\$3955.05	\$3291.20	\$3018.35	\$363.00
Rate per DS3, no MUX	AT&TFY POP	\$3553.85	\$3019.20	\$2763.35	\$363.00
Rate per DS3, no MUX	MCI POP	\$3553.85	\$3019.20	\$2763.35	\$363.00
Rate per DS3, no MUX	Sprint POP	\$4155.65	\$3427.20	\$3145.85	\$363.00

(C)

(TR47)

ACCESS SERVICE

17. Rates and Charges (Cont'd)17.4 Other Services (Cont'd)17.4.8 Digital Subscriber Line Access Service

(A) Asymmetric Digital Subscriber Line (ADSL) Access Service

Regulations concerning Asymmetric Digital Subscriber Line Access Service are set forth in Section 8.1, preceding.

Rates and regulations for ADSL Access Service are in addition to any rates and regulations that apply for the ADSL Access Service customer's local exchange service.

1. Standard Arrangements:	Monthly Rate	Nonrecurring Charge	
(a) ADSL Access Port:			
Option 1	\$ 29.95	\$ 99.95	
Option 2*	\$ 59.95	\$ 99.95	
Option 3#	\$119.95	\$ 99.95	(C)
Option 4	\$ 21.00	\$ 99.95	
Option 5	\$ 59.95	\$ 99.95	
Option 6	\$ 34.95	\$ 99.95	(N)
Option 7	\$124.95	\$ 99.95	(N)
(b) ADSL Logical Access Link:			
Initial Logical Link	Free		
Each additional Logical Link	\$ 19.95	\$ 19.95	
(c) ADSL Network Access Link			
Connection which provides 50 Logical Access Links:			
- Per DS1 (1.544 mbps)	\$ 399.95	\$499.95	
- Per DS3 (44.736 mbps)	\$2950.00	\$700.00	
Additional block of 50 Logical Access Links	\$ 99.95	\$ 99.95	
2. Term Discounts:			
(a) ADSL Access Port:			
Option 1			
12 Month	\$ 19.95	\$ 99.95	
Option 4			
12 Month	\$ 17.00	\$ 99.95	
Option 6			(N)
12 Month	\$ 24.95	\$ 99.95	(N)
(b) ADSL Network Access Link			
12 Month	5%		
36 Month	10%		

* As of March 1, 2004 Option 2 will no longer be available to new customers.

As of February 2, 2005 Option 3 will no longer be available to new customers.

(N)

(TR145)

Issued: January 18, 2005

Effective: February 2, 2005

One Allied Drive
Little Rock, Arkansas 72203