

ACCESS SERVICE

Regulations, Rates and Charges applying to the provision of Access Service within a Local Access Transport Area (LATA) or equivalent Market Area for connection to interstate communications facilities for Interstate Customers within the operating territories of ALLTEL Issuing Carriers listed on Title Pages 2 and 3.

All material contained herein is new.

The name, title and street address of this tariff's Issuing Officer are located on the bottom of the title pages and the check sheets.

Access Services are provided by means of wire, fiber optics, radio or any other suitable technology or combination thereof.

(TR34)

Issued: January 11, 1995

Effective: February 25, 1995

V.P. - Access Pricing
ALLTEL Telephone Services Corporation
One Allied Drive
Little Rock, AR 72203

(C)
(C)

ACCESS SERVICE

ISSUING CARRIERS

ALLTEL Carolina, Inc.
131 Matthews St.
Matthews, NC 28106-0428

ALLTEL Florida, Inc.
206 White Avenue S.E.
Live Oak, FL 30260

ALLTEL Georgia Communications Corporation
906 Vista Drive
Dalton, GA 30722

Georgia ALLTEL Telecom Inc.
906 Vista Drive
Dalton, GA 72203

ALLTEL Kentucky, Inc.
229 Lees Valley Road
Shepardsville, KY 40165

ALLTEL New York, Inc. - Fulton
108 S. Second Street
Fulton, NY 13069

ALLTEL New York, Inc. - Jamestown
201 E. Fourth St.
Jamestown, NY 14701

ALLTEL New York, Inc. - Red Jacket
201 E. Fourth St.
Jamestown, NY 14701

Oklahoma ALLTEL, Inc.
101 Kerr Avenue
Poteau, OK 74953

ALLTEL Pennsylvania, Inc.
201 North Jefferson Street
Kittanning, PA 16201-0300

(D)

(D)

Sugar Land Telephone Company
14141 Southwest Freeway
Sugar Land, TX 77487

(TR39)

Issued: August 17, 1995

Effective: October 1, 1995

V.P. - Access Pricing
ALLTEL Telephone Services Corporation
One Allied Drive
Little Rock, Arkansas 72203

ACCESS SERVICE

ISSUING CARRIERS

ALLTEL Georgia, Inc.
45 Georgia Ave.
Commerce, GA 30529

ALLTEL Mississippi
101 Lewis Street
Florence, MS 39073

ALLTEL Missouri
1705 South Lillian
Bolivar, MO 65613

ALLTEL Oklahoma
Martin and Old Hwy 7
Velma, OK 73091

ALLTEL South Carolina
106 North Church St.
Lexington, SC 29072

Western Reserve Telephone
245 North Main St.
Hudson, OH 44236

ALLTEL Alabama, Inc.
624 First Avenue
Leeds, Alabama 35094

Texas ALLTEL
117 East Oak Street
Nocona, Texas 76255

ALLTEL Arkansas, Inc.
One Allied Drive
Little Rock, AR 72203

ALLTEL Ohio, Inc.
50 Executive Parkway
Hudson, Ohio 44236-0827

(N)

(N)

(TR61)

Issued: June 16, 1998

Effective: July 1, 1998

V.P. - Access Pricing
ALLTEL Telephone Services Corporation
One Allied Drive
Little Rock, AR 72203

ACCESS SERVICE

CHECK SHEET

Title Pages 1 to 3 and Pages 1 to 17-61 inclusive of this tariff are effective as of the date shown. Original and revised pages as named below and Supplement Nos. 1, 2, 3, 4, 5, 6, 7, 8, 9, 10, 11, 12 and 13 contain all changes from the original tariff that are in effect on the date hereof.

<u>Page</u>	<u>Number of Revision Except as Indicated</u>	<u>Page</u>	<u>Number of Revision Except as Indicated</u>	<u>Page</u>	<u>Number of Revision Except as Indicated</u>
Title 1	1st	2-7	Original	2-44	Original
Title 2	6 th	2-8	2nd	2-45	Original
Title 3	5 th	2-9	Original	2-46	1st
1*	125 th	2-10	Original	2-47	1st
2	34 th	2-11	Original	2-48	1st
3*	59 th	2-12	Original	2-49	1st
4	79 th	2-13	1st	2-49.1	Original
5*	50 th	2-14	Original	2-50	1st
6	1 st	2-15	Original	2-51	1st
7	1 st	2-16	Original	2-52	5th
8	4 th	2-17	Original	2-53	1st
9	5 th	2-18	2nd	2-54	Original
10	4 th	2-19	4th	2-55	Original
11	2 nd	2-20	3rd	2-56	2nd
12	4 th	2-20.1	1st	2-57	1st
13	1 st	2-21	2nd	2-58	2nd
14	1 st	2-22	4th	2-59	Original
15	3 rd	2-22.1	2nd	2-60	2nd
16	4th	2-23	2nd	2-61	1st
17	1st	2-24	Original	2-62	1st
18	6th	2-25	1st	2-63	1st
18.1	Original	2-26	1st	2-64	1st
19	4th	2-27	Original	2-65	2nd
20	4th	2-28	2nd	2-66	3rd
21	4th	2-28.1	1st	2-67	2nd
22	Original	2-29	2nd	2-68	6th
23	10th	2-30	3rd	2-68.1	1st
24	Original	2-31	1st	2-69	5th
25	7th	2-32	3rd	2-70	1st
26	5th	2-33	3rd	2-71	1st
27	3rd	2-34	Original	3-1	1st
28	7th	2-35	1st	3-2	Original
29	1st	2-36	Original	3-3	Original
1-1	1st	2-37	Original	3-4	Original
2-1	Original	2-38	Original	3-5	Original
2-2	Original	2-39	Original	3-6	Original
2-3	Original	2-40	1st	3-7	Original
2-4	1st	2-41	1st	3-8	Original
2-5	1st	2-42	3rd	3-9	Original
2-6	Original	2-43	2nd	3-10	Original

* New or revised page.

(TR143)

Issued: December 16, 2004

Effective: December 31, 2004

Vice President-Access Tariffs
One Allied Drive
Little Rock, Arkansas 72203

ACCESS SERVICE

CHECK SHEET

<u>Page</u>	<u>Number of Revision Except as Indicated</u>	<u>Page</u>	<u>Number of Revision Except as Indicated</u>	<u>Page</u>	<u>Number of Revision Except as Indicated</u>
3-11	Original	5-15.1	5th	6-28	2nd
3-12	Original	5-16	5th	6-29	1st
3-13	Original	5-17	2nd	6-29.1	1st
3-14	Original	5-18	1st	6-30	5th
3-15	Original	5-19	1st	6-31	Original
3-16	Original	5-20	6th	6-32	1st
3-17	Original	5-21	1st	6-32.0.1	Original
3-18	1st	5-22	1st	6-32.1	2nd
3-19	1st	5-23	1st	6-33	5th
3-20	1st	6-1*	2nd	6-33.1	1st
3-21	1st	6-2	2nd	6-33.2	3rd
3-22	1st	6-3	Original	6-34	Original
3-23	1st	6-4	2nd	6-35	Original
3-24	Original	6-5	3rd	6-36	Original
3-25	Original	6-6	2nd	6-37	Original
3-26	Original	6-7	3rd	6-38	5th
3-27	3rd	6-7.1	4th	6-38.1	Original
3-28	1st	6-8	2nd	6-39	2nd
3-29	2nd	6-8.1	1st	6-40	2nd
4-1	2nd	6-8.2	4th	6-41	Original
4-2	Original	6-8.3	1st	6-42	3rd
4-3	1st	6-8.4	1st	6-43	1st
4-4	1st	6-9	3rd	6-44	1st
4-5	Original	6-10	2nd	6-45	2nd
4-6	Original	6-10.1	Original	6-46	1st
4-7	1st Revised	6-11	5th	6-47	1st
4-8	Original	6-11.1	6th	6-48	Original
4-9	1st	6-12	Original	6-49	Original
5-1	1st	6-13	2nd	6-50	Original
5-2	1st	6-14	1st	6-51	Original
5-3	1st	6-15	Original	6-52	2nd
5-4	2nd	6-16	Original	6-53	Original
5-5	5th	6-17	3rd	6-54	Original
5-5.1	Original	6-18	2nd	6-55	Original
5-6	4th	6-19	2nd	6-56	Original
5-7	4th	6-19.1	3rd	6-57	Original
5-8	4th	6-19.2	1st	6-58	Original
5-8.1	2nd	6-20	1st	6-59	Original
5-9	2nd	6-21	Original	6-60	2nd
5-10	2nd	6-22	Original	6-61	2nd
5-11	1st	6-23	Original	6-62	4th
5-12	1st	6-24	1st	6-63	2nd
5-13	2nd	6-25	Original	6-64	Original
5-14	1st	6-26	Original	6-65	Original
5-15	5th	6-27	Original	6-66	Original

* New or revised page.

(TR130)

Issued: October 2, 2003

Effective: October 17, 2003

Vice President-Access Tariffs
One Allied Drive
Little Rock, Arkansas 72203

ACCESS SERVICE

CHECK SHEET

<u>Page</u>	<u>Number of Revision Except as Indicated</u>	<u>Page</u>	<u>Number of Revision Except as Indicated</u>	<u>Page</u>	<u>Number of Revision Except as Indicated</u>
6-67	Original	6-112.2	4th	7-36	Original
6-68	Original	6-113	1st	7-37	Original
6-69	1st	6-114	3rd	7-38	Original
6-70	Original	6-115	7th	7-39	Original
6-71	Original	6-116	4th	7-39.1	1st
6-72	3rd	6-117	3rd	7-40	Original
6-73	3rd	7-1	4th	7-41	Original
6-74	1st	7-2	5th	7-42	Original
6-75	4th	7-3	1st	7-43	3rd
6-76	3rd	7-4	1st	7-43.1	1st
6-77	Original	7-5	Original	7-44	1st
6-78	2nd	7-6	1st	7-45	Original
6-79	1st	7-7	Original	7-46	Original
6-80	3rd	7-8	Original	7-47	Original
6-81	Original	7-9	Original	7-48	Original
6-82	1st	7-10	Original	7-49	2nd
6-83	1st	7-10.1	Original	7-49.1	Original
6-83.1	1st	7-10.2	Original	7-50	1st
6-84	Original	7-11	Original	7-51	Original
6-85	Original	7-12	Original	7-52	Original
6-86	Original	7-13	1st	7-53	Original
6-87	Original	7-14	1st	7-54	Original
6-88	4th	7-14.1	Original	8-1	1st
6-89	2nd	7-15	Original	8-2	2nd
6-90	5th	7-16	Original	8-3	Original
6-91	Original	7-17	Original	8-4	7th
6-92	3rd	7-18	Original	8-5	7th
6-92.1	4th	7-19	Original	8-5.1	2nd
6-93	1st	7-20	Original	8-5.1.1	1st
6-94	1st	7-21	4th	8-5.1.2	1st
6-94.1	1st	7-22	1st	8-5.2	2nd
6-95	Original	7-23	1st	8-6	1st
6-96	Original	7-24	Original	8-7	1st
6-97	Original	7-25	2nd	8-8	4th
6-98	1st	7-25.1	3rd	8-9*	6th
6-99	1st	7-25.2	2nd	8-10*	5th
6-100	5th	7-25.3	1st	9-1	Original
6-101	4th	7-25.4	1st	10-1	Original
6-102	1st	7-26	Original	10-2	Original
6-103	3rd	7-27	Original	10-3	Original
6-104	4th	7-28	Original	10-4	Original
6-105	1st	7-29	Original	10-5	Original
6-106	1st	7-30	Original	10-6	Original
6-107	1st	7-31	Original	10-7	Original
6-108	3rd	7-32	Original	10-8	Original
6-109	2nd	7-33	Original	11-1	Original
6-110	3rd	7-34	Original	11-2	Original
6-111	3rd	7-35	Original	12-1	2nd
6-112	1st			12-2	1st
6-112.1	1st			12-3	Original

* New or revised page.

(TR143)

Issued: December 16, 2004

Effective: December 31, 2004

Vice President-Access Tariffs
One Allied Drive
Little Rock, Arkansas 72203

ACCESS SERVICE

CHECK SHEET

<u>Page</u>	<u>Number of Revision Except as Indicated</u>	<u>Page</u>	<u>Number of Revision Except as Indicated</u>	<u>Page</u>	<u>Number of Revision Except as Indicated</u>
13-1	3rd	15-18	Original	17-6	16th
13-1.1	Original	15-19	Original	17-6.1	5th
13-2	Original	15-20	Original	17-6.2	Original
13-3	Original	15-21	Original	17-7	11th
13-4	Original	15-22	Original	17-7.1	1st
13-5	Original	15-23	Original	17-8*	11th
13-6	Original	15-24	1st	17-8.1*	19th
13-7	1st	15-25	Original	17-8.2*	6th
13-8	Original	15-26	Original	17-8.3*	6th
13-9	Original	15-27	Original	17-8.4*	16th
13-10	Original	15-28	Original	17-8.5*	17th
13-11	Original	15-29	Original	17-8.6*	16th
13-12	Original	15-30	1st	17-8.7*	17th
13-13	Original	15-31	Original	17-8.8	14th
13-14	1st	15-32	Original	17-8.9	12th
13-15	Original	15-33	Original	17-8.10*	17th
13-16	1st	15-34	1st	17-8.11*	15th
13-17	3rd	15-35	1st	17-8.12*	17th
13-18	1st	15-36	Original	17-8.13	2nd
13-19	1st	15-37	2nd	17-8.14	11th
13-20	2nd	15-38	2nd	17-8.15	9th
13-20.1	Original	15-38.1	Original	17-8.16	9th
13-21	2nd	15-39	Original	17-8.17	9th
13-22	1st	15-40	Original	17-8.18	10th
13-23	2nd	15-41	Original	17-8.19	9th
13-24	2nd	15-42	Original	17-8.20	2nd
13-25	1st	15-43	Original	17-8.21	2nd
13-26	1st	15-44	Original	17-8.22	11th
13-27	1st	15-45	Original	17-8.23	7th
13-28	Original	15-46	Original	17-8.24	9th
14-1	Original	15-47	Original	17-8.25	9th
15-1	1st	15-48	Original	17-9	6th
15-2	Original	15-49	Original	17-10	4th
15-3	1st	15-50	Original	17-10.1	12th
15-4	Original	15-51	Original	17-10.2	6th
15-5	1st	15-52	Original	17-10.3	8th
15-6	Original	15-53	Original	17-10.4	Original
15-7	2nd	15-54	Original	17-11*	23rd
15-8	1st	15-55	1st	17-12*	24th
15-9	1st	16-1	Original	17-13*	23rd
15-10	1st	17-1	20th	17-14*	20th
15-11	Original	17-2*	14th	17-15	Original
15-12	Original	17-3*	20th	17-16	Original
15-13	Original	17-4	4th	17-17	Original
15-14	Original	17-5*	11th	17-18*	21st
15-15	Original			17-19*	21st
15-16	Original			17-20*	21st
15-17	Original				

* New or revised page.

(TR138)

Issued: June 16, 2004

Effective: July 1, 2004

Vice President-Access Tariffs
One Allied Drive
Little Rock, Arkansas 72203

ACCESS SERVICE

CHECK SHEET

<u>Page</u>	<u>Number of Revision Except as Indicated</u>	<u>Page</u>	<u>Number of Revision Except as Indicated</u>	<u>Page</u>	<u>Number of Revision Except as Indicated</u>
17-21	9th	17-47.3	8th		
17-22	21 st	17-48	21 st		
17-23	21 st	17-49	21st		
17-24	21 st	17-49.1	9th		
17-25	9th	17-49.2	9th		
17-25.1	7th	17-49.3	21st		
17-25.2	7th	17-49.4	9th		
17-25.3	5th	17-50	9th		
17-26	10th	17-50.1	7th		
17-26.1	7th	17-50.2	7th		
17-26.2	5th	17-50.3	7th		
17-26.3	6th	17-50.4	5th		
17-26.4	6th	17-51	6th		
17-26.5	5th	17-51.1	5th		
17-26.6	5th	17-51.2	5th		
17-26.7	5th	17-52	2nd		
17-27	23 rd	17-52.1	3rd		
17-28	23rd	17-52.2	1st		
17-29	23rd	17-53	Original		
17-30	23rd	17-53.1	2nd		
17-31	21 st	17-53.2	4 th		
17-32	20 th	17-53.3	4 th		
17-33	21 st	17-53.4	4 th		
17-34	21st	17-53.5	4 th		
17-35	8th	17-53.6	Original		
17-35.1	5th	17-53.7	Original		
17-35.2	5th	17-53.8	Original		
17-36	1st	17-54	9th		
17-37	21st	17-54.1	6th		
17-38	21st	17-54.2	6th		
17-39	21st	17-54.3	6th		
17-40	21st	17-55	7th		
17-40.1	19th	17-55.1	6th		
17-40.2	15th	17-55.2	1st		
17-41	21st	17-56	Original		
17-42	21st	17-57	8th		
17-43	21st	17-57.0.1	5th		
17-44	21st	17-57.1	7th		
17-44.1	20th	17-57.2	7th		
17-44.2	15th	17-57.3	3rd		
17-45	9th	17-57.4	1st		
17-45.1	5th	17-57.5	1st		
17-45.2	Original	17-57.6	1st		
17-45.3	7th	17-57.7	1st		
17-46	23rd	17-58	Original		
17-47	10th	17-59	Original		
17-47.1	9 th	17-60	3rd		
17-47.2	21st	17-61*	9th		

* New or revised page.

(TR143)

Issued: December 16, 2004

Effective: December 31, 2004

Vice President-Access Tariffs
One Allied Drive
Little Rock, Arkansas 72203

ACCESS SERVICE

Under authority of Special Permission No. 93-41, of the Federal Communications Commission, the effective date of tariff material contained in the following transmittal, originally scheduled to become effective January 15, 1993, is deferred until February 1, 1993.

Transmittal No. 3

1st Revised Page 8
1st Revised Page 10
1st Revised Page 2-58
1st Revised Page 2-69
1st Revised Page 5-15
Original Page 5-15.1
1st Revised Page 6-30

(TR5)

Issued: January 14, 1993

One Allied Drive
Little Rock, AR 72203

ACCESS SERVICE

Under authority of Special Permission No. 93-349, of the Federal Communications Commission, the effective date of tariff material contained in the following transmittal, originally scheduled to become effective May 1, 1993, is advanced to April 30, 1993. Further, the tariff material contained in the following transmittal is suspended for one (1) day from April 30, 1993 to May 1, 1993.

Transmittal No. 6

2nd Revised Page 8	1st Revised Page 6-72
2nd Revised Page 9	1st Revised Page 6-73
2nd Revised Page 10	1st Revised Page 6-74
2nd Revised Page 15	1st Revised Page 6-76
1st Revised Page 25	1st Revised Page 6-78
1st Revised Page 26	1st Revised Page 6-82
1st Revised Page 28	1st Revised Page 6-83
1st Revised Page 29	Original Page 6-83.1
1st Revised Page 2-56	1st Revised Page 6-90
1st Revised Page 2-60	2nd Revised Page 6-92
1st Revised Page 2-62	Original Page 6-92.1
1st Revised Page 2-67	1st Revised Page 6-94
1st Revised Page 2-68	Original Page 6-94.1
2nd Revised Page 2-69	1st Revised Page 6-98
1st Revised Page 2-70	2nd Revised Page 6-100
2nd Revised Page 5-7	2nd Revised Page 6-103
2nd Revised Page 5-8	2nd Revised Page 6-104
Original Page 5-8.1	2nd Revised Page 6-108
1st Revised Page 5-15.1	Original Page 6-112.1
1st Revised Page 6-11	Original Page 6-112.2
Original Page 6-11.1	2nd Revised Page 6-114
1st Revised Page 6-18	2nd Revised Page 6-115
1st Revised Page 6-19	Original Page 6-116
Original Page 6-19.1	1st Revised Page 15-7
Original Page 6-19.2	1st Revised Page 15-8
1st Revised Page 6-28	1st Revised Page 15-9
Original Page 6-32.1	1st Revised Page 15-10
1st Revised Page 6-33	1st Revised Page 17-10
1st Revised Page 6-38	Original Page 17-10.1
Original Page 6-38.1	

Issued: April 29, 1993

(TR9)

One Allied Drive
Little Rock, AR 72203

ACCESS SERVICE

Under authority of the Federal Communications Commission Memorandum Opinion and Order Suspending Rates and Designating Issues for Investigation, In the Matter of the 1993 Annual Access Tariff Filings and GSF Order Compliance Filings, released June 23, 1993, the effective date of tariff revisions contained in Transmittal No. 10 is suspended for one (1) day from the current effective date to become effective July 2, 1993. In addition, under authority of Special Permission No. 93-551, the effective date of tariff revisions filed under Transmittal Nos. 7 and 8 is deferred until July 2, 1993 under Transmittal No. 11.

The tariff revisions filed on the listed pages of the following transmittal are deferred until July 2, 1993.

Transmittal No. 7

1st Revised Page 23	1st Revised Page 17-34
1st Revised Page 17-2	1st Revised Page 17-37
1st Revised Page 17-3	1st Revised Page 17-38
1st Revised Page 17-6	1st Revised Page 17-39
1st Revised Page 17-8	1st Revised Page 17-40
1st Revised Page 17-9	Original Page 17-40.1
1st Revised Page 17-10.1	1st Revised Page 17-41
1st Revised Page 17-11	1st Revised Page 17-42
1st Revised Page 17-12	1st Revised Page 17-43
1st Revised Page 17-13	1st Revised Page 17-44
1st Revised Page 17-14	Original Page 17-44.1
1st Revised Page 17-18	1st Revised Page 17-45
1st Revised Page 17-19	1st Revised Page 17-46
1st Revised Page 17-20	1st Revised Page 17-47
1st Revised Page 17-21	Original Page 17-47.1
1st Revised Page 17-22	Original Page 17-47.2
1st Revised Page 17-23	Original Page 17-47.3
1st Revised Page 17-24	1st Revised Page 17-48
1st Revised Page 17-25	1st Revised Page 17-49
1st Revised Page 17-26	Original Page 17-49.1
1st Revised Page 17-27	Original Page 17-49.2
1st Revised Page 17-28	Original Page 17-49.3
1st Revised Page 17-29	Original Page 17-49.4
1st Revised Page 17-30	1st Revised Page 17-50
1st Revised Page 17-31	1st Revised Page 17-54
1st Revised Page 17-32	1st Revised Page 17-57
1st Revised Page 17-33	

Transmittal No. 8

1st Revised Title Page 2

(TR11)

Issued: June 29, 1993

One Allied Drive
Little Rock, AR 72203

ACCESS SERVICE

The tariff revisions filed on the listed pages of the following transmittal are suspended, under an Accounting Order, for one (1) day until July 2, 1993.

Transmittal No. 10

2nd Revised Page 17-3	2nd Revised Page 17-31
2nd Revised Page 17-8	2nd Revised Page 17-32
2nd Revised Page 17-9	2nd Revised Page 17-33
2nd Revised Page 17-11	2nd Revised Page 17-34
2nd Revised Page 17-12	2nd Revised Page 17-37
2nd Revised Page 17-13	2nd Revised Page 17-38
2nd Revised Page 17-18	2nd Revised Page 17-39
2nd Revised Page 17-19	2nd Revised Page 17-40
2nd Revised Page 17-20	1st Revised Page 17-40.1
2nd Revised Page 17-22	2nd Revised Page 17-41
2nd Revised Page 17-23	2nd Revised Page 17-42
2nd Revised Page 17-24	2nd Revised Page 17-43
2nd Revised Page 17-27	2nd Revised Page 17-44
2nd Revised Page 17-28	1st Revised Page 17-44.1
2nd Revised Page 17-29	2nd Revised Page 17-46
2nd Revised Page 17-30	2nd Revised Page 17-48
	2nd Revised Page 17-49

ACCESS SERVICE

Under authority of the Federal Communications Commission letter, 1600C1, released November 10, 1993, and under authority of Special Permission No. 93-992, the effective date of tariff revisions filed under Transmittal Nos. 13, 14 and 18 is deferred until December 30, 1993 under Transmittal No. 19.

The tariff revisions filed on the listed pages of the following transmittal are deferred until December 30, 1993.

Transmittal No. 13

3rd Revised Page 9	1st Revised Page 6-9
1st Revised Page 2-8	1st Revised Page 6-10
1st Revised Page 2-19	2nd Revised Page 6-11
1st Revised Page 2-20	1st Revised Page 6-24
1st Revised Page 2-21	1st Revised Page 6-29
1st Revised Page 2-22	Original Page 6-29.1
1st Revised Page 2-23	2nd Revised Page 6-33
1st Revised Page 2-30	Original Page 6-33.1
1st Revised Page 2-32	Original Page 6-33.2
1st Revised Page 2-33	1st Revised Page 6-39
1st Revised Page 2-35	1st Revised Page 6-42
1st Revised Page 2-46	1st Revised Page 6-43
1st Revised Page 2-47	1st Revised Page 6-44
1st Revised Page 2-48	1st Revised Page 6-45
1st Revised Page 2-49	1st Revised Page 6-46
Original Page 2-49.1	1st Revised Page 6-52
1st Revised Page 2-50	1st Revised Page 6-79
2nd Revised Page 2-58	1st Revised Page 6-93
2nd Revised Page 2-60	2nd Revised Page 6-109
3rd Revised Page 2-69	1st Revised Page 7-25
2nd Revised Page 5-4	Original Page 7-25.1
2nd Revised Page 5-5	1st Revised Page 15-1
Original Page 5-5.1	1st Revised Page 15-3
2nd Revised Page 5-13	1st Revised Page 15-5
2nd Revised Page 5-20	1st Revised Page 15-24
1st Revised Page 6-2	3rd Revised Page 17-6
2nd Revised Page 6-4	4th Revised Page 17-8
1st Revised Page 6-6	Original Page 17-8.1
2nd Revised Page 6-7	Original Page 17-8.2
Original Page 6-7.1	Original Page 17-8.3
1st Revised Page 6-8	Original Page 17-8.4
Original Page 6-8.1	Original Page 17-8.5
Original Page 6-8.2	Original Page 17-8.6
Original Page 6-8.3	Original Page 17-8.7
Original Page 6-8.4	4th Revised Page 17-9
	2nd Revised Page 17-10

(TR19)

Issued: November 23, 1993

One Allied Drive
Little Rock, AR 72203

ACCESS SERVICE

Pursuant to Special Permission No. 93-992, the tariff revisions filed on the listed pages of the following transmittal are deferred until December 30, 1993.

Transmittal No. 14

4th Revised Page 17-6
Original Page 17-8.8
Original Page 17-8.9

Transmittal No. 18

6th Revised Page 17-6
6th Revised Page 17-8
1st Revised Page 17-8.2
1st Revised Page 17-8.3
6th Revised Page 17-9

ACCESS SERVICE

Under authority of the Federal Communications Commission Special Permission No. 93-1255, the effective date of tariff revisions filed under Transmittal Nos. 13, 14, 18 and 20 is deferred until January 1, 1994 under Transmittal No. 21.

The tariff revisions filed on the pages identified under the following transmittal are deferred until January 1, 1994.

Transmittal No. 13

3rd Revised Page 9	1st Revised Page 6-9
1st Revised Page 2-8	1st Revised Page 6-10
1st Revised Page 2-19	2nd Revised Page 6-11
1st Revised Page 2-20	1st Revised Page 6-24
1st Revised Page 2-21	1st Revised Page 6-29
1st Revised Page 2-22	Original Page 6-29.1
1st Revised Page 2-23	2nd Revised Page 6-33
1st Revised Page 2-30	Original Page 6-33.1
1st Revised Page 2-32	Original Page 6-33.2
1st Revised Page 2-33	1st Revised Page 6-39
1st Revised Page 2-35	1st Revised Page 6-42
1st Revised Page 2-46	1st Revised Page 6-43
1st Revised Page 2-47	1st Revised Page 6-44
1st Revised Page 2-48	1st Revised Page 6-45
1st Revised Page 2-49	1st Revised Page 6-46
Original Page 2-49.1	1st Revised Page 6-52
1st Revised Page 2-50	1st Revised Page 6-79
2nd Revised Page 2-58	1st Revised Page 6-93
2nd Revised Page 2-60	2nd Revised Page 6-109
3rd Revised Page 2-69	1st Revised Page 7-25
2nd Revised Page 5-4	Original Page 7-25.1
2nd Revised Page 5-5	1st Revised Page 15-1
Original Page 5-5.1	1st Revised Page 15-3
2nd Revised Page 5-13	1st Revised Page 15-5
2nd Revised Page 5-20	1st Revised Page 15-24
1st Revised Page 6-2	3rd Revised Page 17-6
2nd Revised Page 6-4	4th Revised Page 17-8
1st Revised Page 6-6	Original Page 17-8.1
2nd Revised Page 6-7	Original Page 17-8.2
Original Page 6-7.1	Original Page 17-8.3
1st Revised Page 6-8	Original Page 17-8.4
Original Page 6-8.1	Original Page 17-8.5
Original Page 6-8.2	Original Page 17-8.6
Original Page 6-8.3	Original Page 17-8.7
Original Page 6-8.4	4th Revised Page 17-9
	2nd Revised Page 17-10

(TR21)

Issued: December 30, 1993

One Allied Drive
Little Rock, AR 72203

ACCESS SERVICE

Pursuant to Special Permission No. 93-1255, the tariff revisions contained on the pages identified under the following transmittal are deferred until January 1, 1994.

Transmittal No. 14

4th Revised Page 17-6
Original Page 17-8.8
Original Page 17-8.9

Transmittal No. 18

6th Revised Page 17-6
6th Revised Page 17-8
1st Revised Page 17-8.2
1st Revised Page 17-8.3
6th Revised Page 17-9

Transmittal No. 20

3rd Revised Page 5-5	1st Revised Page 6-33.2
2nd Revised Page 5-15	1st Revised Page 17.8.1
3rd Revised Page 5-20	1st Revised Page 17.8.4
1st Revised Page 6-7.1	1st Revised Page 17.8.5
1st Revised Page 6-8.1	1st Revised Page 17.8.6
3rd Revised Page 6-11	1st Revised Page 17.8.7
2nd Revised Page 6-30	1st Revised Page 17.8.8
3rd Revised Page 6-33	1st Revised Page 17.8.9
1st Revised Page 6-33.1	

Issued: December 30, 1993

(TR21)

One Allied Drive
Little Rock, AR 72203

ACCESS SERVICE

Under authority of the Federal Communications Commission Special Permission No. 93-1255, the effective date of tariff revisions filed under Transmittal Nos. 13, 14, 18 and 20 was deferred from December 30, 1993 to January 1, 1994.

The tariff revisions filed on the pages identified under the following transmittal were deferred from December 30, 1993 to January 1, 1994.

Transmittal No. 13

3rd Revised Page 9	1st Revised Page 6-9
1st Revised Page 2-8	1st Revised Page 6-10
1st Revised Page 2-19	2nd Revised Page 6-11
1st Revised Page 2-20	1st Revised Page 6-24
1st Revised Page 2-21	1st Revised Page 6-29
1st Revised Page 2-22	Original Page 6-29.1
1st Revised Page 2-23	2nd Revised Page 6-33
1st Revised Page 2-30	Original Page 6-33.1
1st Revised Page 2-32	Original Page 6-33.2
1st Revised Page 2-33	1st Revised Page 6-39
1st Revised Page 2-35	1st Revised Page 6-42
1st Revised Page 2-46	1st Revised Page 6-43
1st Revised Page 2-47	1st Revised Page 6-44
1st Revised Page 2-48	1st Revised Page 6-45
1st Revised Page 2-49	1st Revised Page 6-46
Original Page 2-49.1	1st Revised Page 6-52
1st Revised Page 2-50	1st Revised Page 6-79
2nd Revised Page 2-58	1st Revised Page 6-93
2nd Revised Page 2-60	2nd Revised Page 6-109
3rd Revised Page 2-69	1st Revised Page 7-25
2nd Revised Page 5-4	Original Page 7-25.1
2nd Revised Page 5-5	1st Revised Page 15-1
Original Page 5-5.1	1st Revised Page 15-3
2nd Revised Page 5-13	1st Revised Page 15-5
2nd Revised Page 5-20	1st Revised Page 15-24
1st Revised Page 6-2	3rd Revised Page 17-6
2nd Revised Page 6-4	4th Revised Page 17-8
1st Revised Page 6-6	Original Page 17-8.1
2nd Revised Page 6-7	Original Page 17-8.2
Original Page 6-7.1	Original Page 17-8.3
1st Revised Page 6-8	Original Page 17-8.4
Original Page 6-8.1	Original Page 17-8.5
Original Page 6-8.2	Original Page 17-8.6
Original Page 6-8.3	Original Page 17-8.7
Original Page 6-8.4	4th Revised Page 17-9
	2nd Revised Page 17-10

(y) Supplement No. 5, issued December 30, 1993 under Transmittal No. 21, contained a typographical error on page 2 of 2. The supplement number on page 2 read Supplement No. 4 rather than 5. This Supplement corrects this error by replacing in entirety Supplement No. 5. (TR22)

Issued: January 24, 1994

One Allied Drive
Little Rock, AR 72203

ACCESS SERVICE

Pursuant to Special Permission No. 93-1255, the tariff revisions contained on the pages identified under the following transmittal were deferred from December 30, 1993 to January 1, 1994.

Transmittal No. 14

4th Revised Page 17-6
Original Page 17-8.8
Original Page 17-8.9

Transmittal No. 18

6th Revised Page 17-6
6th Revised Page 17-8
1st Revised Page 17-8.2
1st Revised Page 17-8.3
6th Revised Page 17-9

Transmittal No. 20

3rd Revised Page 5-5	1st Revised Page 6-33.2
2nd Revised Page 5-15	1st Revised Page 17.8.1
3rd Revised Page 5-20	1st Revised Page 17.8.4
1st Revised Page 6-7.1	1st Revised Page 17.8.5
1st Revised Page 6-8.1	1st Revised Page 17.8.6
3rd Revised Page 6-11	1st Revised Page 17.8.7
2nd Revised Page 6-30	1st Revised Page 17.8.8
3rd Revised Page 6-33	1st Revised Page 17.8.9
1st Revised Page 6-33.1	

(y) Supplement No. 5, issued December 30, 1993 under Transmittal No. 21, contained a typographical error on page 2 of 2. The supplement number on page 2 read Supplement No. 4 rather than 5. This Supplement corrects this error by replacing in entirety Supplement No. 5. (TR22)

Issued: January 24, 1994

One Allied Drive
Little Rock, AR 72203

ACCESS SERVICE

Under authority of the Federal Communications Commission Special Permission No. 94-393, the effective date of tariff revisions filed under Transmittal No. 24 is deferred from April 9, 1994 to April 23, 1994.

The tariff revisions filed on the pages identified under the following transmittal are deferred from April 9, 1994 to April 23, 1994.

Transmittal No. 24

1st Revised Page 13-21
Original Page 13-22
Original Page 13-23

(TR26)

Issued: April 8, 1994

One Allied Drive
Little Rock, AR 72203

ACCESS SERVICE

Under authority of DA 98-1294, the effective date of tariff revisions filed under Transmittal No. 61 for the issuing companies listed below is advanced one day from July 1, 1998 to June 30, 1998.

Issuing companies: ALLTEL Missouri
Sugar Land Telephone Company
ALLTEL Georgia, Inc.
ALLTEL Georgia Communications Corporation
Georgia ALLTEL Telecom Inc.

The tariff revisions filed on the pages identified under Transmittal No. 61 are as follows:

Title 3*	5th				
1*	60th				
2*	26th				
4*	47th				
5*	27th				
23*	10th				
6-6*	2nd	6-7.1*	3rd	6-8.2*	2nd
6-8.4*	1st	6-116*	3rd	17-1*	9th
17-2*	9th	17-3*	11th	17-4*	4th
17-6*	15th	17-6.1*	4th	17-7*	10th
17-7.1*	1st	17-8.1*	8th	17-8.4*	6th
17-8.5*	6th	17-8.6*	6th	17-8.7*	6th
17-8.8*	7th	17-8.9*	6th	17-8.10*	4th
17-8.11*	4th	17-8.12*	4th	17-8.14*	4th
17-8.15*	3rd	17-8.16*	3rd	17-8.17*	4th
17-8.18*	3rd	17-8.19*	3rd	17-8.22*	3rd
17-8.23*	2nd	17-8.24*	2nd	17-8.25*	Original
17-10.1*	11th	17-10.2*	5th	17-10.3*	7th
17-11*	13th	17-12*	14th	17-13*	13th
17-14*	12th	17-18*	13th	17-19*	13th
17-20*	13th	17-21*	8th	17-22*	13th
17-23*	13th	17-24*	13th	17-25*	8th
17-25.1*	5th	17-25.2*	5th	17-25.3*	5th
17-26*	9th	17-26.1*	5th	17-26.2*	5th
17-26.3*	5th	17-26.4*	5th	17-26.5*	5th
17-26.6*	5th	17-26.7*	5th	17-27*	15th
17-28*	15th	17-29*	15th	17-30*	15th
17-31*	13th	17-32*	12th	17-33*	13th

Issue Date:
July 1, 1998

VP-State Regulatory Matters
One Allied Drive
Little Rock, Arkansas 72203

Transmittal No. 62

The tariff revisions filed on the pages identified under Transmittal No. 61 (continued):

17-34*	13th	17-35*	8th	17-35.1*	5th
17-35.2*	5th	17-37*	13th	17-38*	13th
17-40*	13th	17-40.1*	12th	17-40.2*	7th
17-41*	12th	17-42*	13th	17-43*	12th
17-44*	13th	17-44.1*	12th	17-44.2*	7th
17-45*	8th	17-45.1*	5th	17-45.3*	5th
17-46*	13th	17-47.1*	9th	17-47.2*	12th
17-47.3*	8th	17-48*	13th	17-49*	13th
17-49.1*	9th	17-49.2*	9th	17-49.3*	12th
17-49.4*	9th	17-50*	9th	17-50.1*	5th
17-50.2*	5th	17-50.3*	5th	17-50.4*	5th
17-51*	6th	17-51.1*	5th	17-51.2*	5th
17-54*	8th	17-54.1*	5th	17-54.2*	5th
17-54.3*	5th	17-55*	7th	17-55.1*	6th
17-57*	8th	17-57.0.1*	5th	17-57.1*	7th
17-57.2*	7th	17-57.3*	3rd		

ACCESS SERVICE

Under authority of DA 98-1294, the effective date of tariff revisions filed under Transmittal No. 61 for the issuing companies listed below is suspended for one day from June 30, 1998 to July 1, 1998.

Issuing companies: ALLTEL Missouri
Sugar Land Telephone Company
ALLTEL Georgia, Inc.
ALLTEL Georgia Communications Corporation
Georgia ALLTEL Telecom Inc.

The tariff revisions filed on the pages identified under Transmittal No. 61 are as follows:

Title 3*	5th				
1*	60th				
2*	26th				
4*	47th				
5*	27th				
23*	10th				
6-6*	2nd	6-7.1*	3rd	6-8.2*	2nd
6-8.4*	1st	6-116*	3rd	17-1*	9th
17-2*	9th	17-3*	11th	17-4*	4th
17-6*	15th	17-6.1*	4th	17-7*	10th
17-7.1*	1st	17-8.1*	8th	17-8.4*	6th
17-8.5*	6th	17-8.6*	6th	17-8.7*	6th
17-8.8*	7th	17-8.9*	6th	17-8.10*	4th
17-8.11*	4th	17-8.12*	4th	17-8.14*	4th
17-8.15*	3rd	17-8.16*	3rd	17-8.17*	4th
17-8.18*	3rd	17-8.19*	3rd	17-8.22*	3rd
17-8.23*	2nd	17-8.24*	2nd	17-8.25*	Original
17-10.1*	11th	17-10.2*	5th	17-10.3*	7th
17-11*	13th	17-12*	14th	17-13*	13th
17-14*	12th	17-18*	13th	17-19*	13th
17-20*	13th	17-21*	8th	17-22*	13th
17-23*	13th	17-24*	13th	17-25*	8th
17-25.1*	5th	17-25.2*	5th	17-25.3*	5th
17-26*	9th	17-26.1*	5th	17-26.2*	5th
17-26.3*	5th	17-26.4*	5th	17-26.5*	5th
17-26.6*	5th	17-26.7*	5th	17-27*	15th
17-28*	15th	17-29*	15th	17-30*	15th
17-31*	13th	17-32*	12th	17-33*	13th

Issue Date:
July 1, 1998

VP-State Regulatory Matters
One Allied Drive
Little Rock, Arkansas 72203

Transmittal No. 62

The tariff revisions filed on the pages identified under Transmittal No. 61 (continued):

17-34*	13th	17-35*	8th	17-35.1*	5th
17-35.2*	5th	17-37*	13th	17-38*	13th
17-40*	13th	17-40.1*	12th	17-40.2*	7th
17-41*	12th	17-42*	13th	17-43*	12th
17-44*	13th	17-44.1*	12th	17-44.2*	7th
17-45*	8th	17-45.1*	5th	17-45.3*	5th
17-46*	13th	17-47.1*	9th	17-47.2*	12th
17-47.3*	8th	17-48*	13th	17-49*	13th
17-49.1*	9th	17-49.2*	9th	17-49.3*	12th
17-49.4*	9th	17-50*	9th	17-50.1*	5th
17-50.2*	5th	17-50.3*	5th	17-50.4*	5th
17-51*	6th	17-51.1*	5th	17-51.2*	5th
17-54*	8th	17-54.1*	5th	17-54.2*	5th
17-54.3*	5th	17-55*	7th	17-55.1*	6th
17-57*	8th	17-57.0.1*	5th	17-57.1*	7th
17-57.2*	7th	17-57.3*	3rd		

ALLTEL TELEPHONE SYSTEM

TARIFF F.C.C. NO. 1
Supplement No. 10
Page 1 of 1

ACCESS SERVICE

Under authority of DA 01-1563, the effective date of tariff revisions filed under Transmittal No. 90 for the issuing companies listed below is advanced one day from July 3, 2001 to July 2, 2001.

The tariff revisions filed on the pages identified under Transmittal No. 90 are as follows:

17-11	16th	17-12	17th	17-13	16th
-------	------	-------	------	-------	------

Issue Date:
July 6, 2001

VP-Access Tariffs
One Allied Drive
Little Rock, Arkansas 72203

Transmittal No. 91

ALLTEL TELEPHONE SYSTEM

TARIFF F.C.C. NO. 1
Supplement No. 11
Page 1 of 1

ACCESS SERVICE

Under authority of DA 01-1563, the effective date of tariff revisions filed under Transmittal No. 90 for the issuing companies listed below is suspended for one day from July 2, 2001 to July 3, 2001.

The tariff revisions filed on the pages identified under Transmittal No. 90 are as follows:

17-11	16th	17-12	17th	17-13	16th
-------	------	-------	------	-------	------

Issue Date:
July 6, 2001

VP-Access Tariffs
One Allied Drive
Little Rock, Arkansas 72203

Transmittal No. 91

ACCESS SERVICE

Under authority of DA 01-3023, the effective date of tariff revisions filed under Transmittals No. 95 and 96 is advanced one day from January 1, 2002 to December 31, 2001.

The tariff revisions filed on the pages identified under Transmittals No. 95 and 96 are as follows:

<u>Page</u>	<u>Revision</u>	<u>Page</u>	<u>Revision</u>	<u>Page</u>	<u>Revision</u>
1	91st	17-8.14	10th	17-31	17th
1	92nd	17-8.15	8th	17-32	16th
2	30th	17-8.16	8th	17-33	17th
4	64th	17-8.19	8th	17-34	17th
4	65th	17-8.22	10th	17-37	17th
5	37th	17-8.25	8th	17-38	17th
12	3rd	17-11	18th	17-39	17th
21	3rd	17-11	19th	17-40	17th
4-9	Original	17-12	19th	17-40.1	16th
17-1	18th	17-12	20th	17-40.2	11th
17-2	10th	17-13	18th	17-41	17th
17-3	15th	17-13	19th	17-42	17th
17-3	16th	17-14	16th	17-43	17th
17-5	3rd	17-18	17th	17-44	17th
17-8.1	13th	17-19	17th	17-44.1	16th
17-8.4	11th	17-20	17th	17-44.2	11th
17-8.5	11th	17-22	17th	17.46	18th
17-8.6	11th	17-23	17th	17-47.2	16th
17-8.8	12th	17-24	17th	17-48	17th
17-8.9	11th	17-27	19th	17-49	17th
17-8.10	11th	17-28	19th	17-49.3	16th
17-8.11	9th	17-29	19th		
17-8.12	11th	17-30	19th		

ACCESS SERVICE

Under authority of DA 01-3023, the effective date of tariff revisions filed under Transmittals No. 95 and 96 is suspended for one day from December 31, 2001 to January 1, 2002.

The tariff revisions filed on the pages identified under Transmittal No. 95 and 96 are as follows:

<u>Page</u>	<u>Revision</u>	<u>Page</u>	<u>Revision</u>	<u>Page</u>	<u>Revision</u>
1	91st	17-8.14	10th	17-31	17th
1	92nd	17-8.15	8th	17-32	16th
2	30th	17-8.16	8th	17-33	17th
4	64th	17-8.19	8th	17-34	17th
4	65th	17-8.22	10th	17-37	17th
5	37th	17-8.25	8th	17-38	17th
12	3rd	17-11	18th	17-39	17th
21	3rd	17-11	19th	17-40	17th
4-9	Original	17-12	19th	17-40.1	16th
17-1	18th	17-12	20th	17-40.2	11th
17-2	10th	17-13	18th	17-41	17th
17-3	15th	17-13	19th	17-42	17th
17-3	16th	17-14	16th	17-43	17th
17-5	3rd	17-18	17th	17-44	17th
17-8.1	13th	17-19	17th	17-44.1	16th
17-8.4	11th	17-20	17th	17-44.2	11th
17-8.5	11th	17-22	17th	17.46	18th
17-8.6	11th	17-23	17th	17-47.2	16th
17-8.8	12th	17-24	17th	17-48	17th
17-8.9	11th	17-27	19th	17-49	17th
17-8.10	11th	17-28	19th	17-49.3	16th
17-8.11	9th	17-29	19th		
17-8.12	11th	17-30	19th		

ACCESS SERVICE

TABLE OF CONTENTS

	<u>Page No.</u>
<u>ISSUING CARRIERS</u>	Title 1
<u>CHECK SHEET</u>	1
<u>USERS GUIDE</u>	22
<u>CONCURRING CARRIERS</u>	24
<u>CONNECTING CARRIERS</u>	24
<u>OTHER PARTICIPATING CARRIERS</u>	24
<u>REGISTERED SERVICE MARKS REGISTERED TRADEMARKS</u>	24
<u>EXPLANATION OF SYMBOLS</u>	25
<u>EXPLANATION OF ABBREVIATIONS</u>	25
<u>REFERENCE TO OTHER TARIFFS</u>	27
<u>REFERENCE TO TECHNICAL PUBLICATIONS</u>	27
1. <u>APPLICATION OF TARIFF</u>	1-1
2. <u>GENERAL REGULATIONS</u>	2-1
2.1.1 Scope	2-1
2.1.2 Limitations	2-1
2.1.3 Liability	2-3
2.1.4 Provision of Services	2-7
2.1.5 Facility Terminations	2-7
2.1.6 Service Maintenance	2-7
2.1.7 Changes and Substitutions	2-8
2.1.8 Refusal and Discontinuance of Service	2-9
2.1.9 Notification of Service-Affecting Activities	2-12
2.1.10 Coordination with Respect to Network Contingencies	2-12
2.1.11 Provision and Ownership of Telephone Numbers	2-12

ACCESS SERVICE

TABLE OF CONTENTS

		<u>Page No.</u>
2.	<u>GENERAL REGULATIONS</u> (Cont'd)	
2.2	<u>Use</u>	2-13
2.2.1	Interference or Impairment	2-13
2.2.2	Unlawful and Abusive Use	2-13
2.3	<u>Obligations of the Customer</u>	2-14
2.3.1	Damages	2-14
2.3.2	Ownership of Facilities and Theft	2-14
2.3.3	Equipment Space and Power	2-15
2.3.4	Availability for Testing	2-15
2.3.5	Limitation of Use of Metallic Facilities	2-15
2.3.6	Balance	2-16
2.3.7	Design of Customer Services	2-16
2.3.8	References to the Telephone Company	2-16
2.3.9	Claims and Demands for Damages	2-17
2.3.10	Coordination with Respect to Network Contingencies	2-18
2.3.11	Jurisdictional Report and Certification Requirements	2-18
2.3.12	Determination of Interstate Charges for Mixed Interstate and Intrastate Access Service	2-23
2.4	<u>Payment Arrangements and Credit Allowances</u>	2-24
2.4.1	Payments of Rates, Charges and Deposits	2-24
2.4.2	Minimum Periods	2-30
2.4.3	Cancellation of an Order for Service	2-31
2.4.4	Credit Allowance for Service Interruptions	2-31
2.4.5	Re-establishment of Service Following Fire, Flood or Other Occurrence	2-38
2.4.6	Title or Ownership Rights	2-39
2.4.7	Access Services Provided by More Than One Telephone Company	2-39
2.5	<u>Connections</u>	2-51

ACCESS SERVICE

TABLE OF CONTENTS

	<u>Page No.</u>	
2. <u>GENERAL REGULATIONS</u> (Cont'd)		
2.6 <u>Definitions</u>	2-52	
Access Code	2-52	
Access Minutes	2-52	
Access Tandem	2-52	
Add/Drop Multiplexing	2-52	
Advance Intelligent Network (AIN)	2-52	(N)
Answer/Disconnect Supervision	2-53	
Attenuation Distortion	2-53	
Balance (100 Type) Test Line	2-53	
Bit	2-53	
Business Day	2-53	
Busy Hour Minutes of Capacity (BHMC)	2-54	
Call	2-54	
Carrier or Common Carrier	2-54	
CCS	2-54	
Central Office	2-54	
Central Office Maintenance Technician	2-55	
Central Office Prefix	2-55	
Channel(s)	2-55	
Channel Service Unit	2-55	
Channelize	2-55	
C-Message Noise	2-55	
C-Notched Noise	2-56	
Coin Station	2-56	
Common Line	2-56	
Common Channel Signaling	2-56	
Communications System	2-56	
Customer(s)	2-56	
Customer Designated Premises	2-57	
Customer Node	2-57	
Data Transmission (107 Type) Test Line	2-57	
Decibel	2-57	
Decibel Reference Noise C-Message Weighting	2-57	
Decibel Reference Noise C-Message Referenced to 0	2-57	
Detail Billing	2-57	
Direct-Trunked Transport	2-58	
Dual Tone Multifrequency Address Signaling	2-58	
Echo Control	2-58	
Echo Path Loss	2-58	
Echo Return Loss	2-58	
Effective 2-Wire	2-59	
Effective 4-Wire	2-59	
End Office	2-59	
End User	2-59	

(TR104)

ACCESS SERVICE

TABLE OF CONTENTS

		<u>Page No.</u>
2.	<u>GENERAL REGULATIONS</u> (Cont'd)	
2.6	<u>Definitions</u> (Cont'd)	
	Enhanced Service	2-60
	Entrance Facility	2-60
	Entry Switch	2-60
	Envelope Delay Distortion	2-60
	Equal Level Echo Path Loss	2-60
	Exchange	2-60
	Exit Message	2-60
	Expected Measured Loss	2-61
	Extended Area Service	2-61
	First Point of Switching	2-61
	Frequency Shift	2-61
	Grandfathered	2-61
	Host Central Office	2-61
	Immediately Available Funds	2-62
	Impedance Balance	2-62
	Impulse Noise	2-62
	Individual Case Basis	2-62
	Initial Address Message	2-62
	Inserted Connection Loss	2-62
	Installation and Repair Technician	2-63
	Interexchange Carrier (IC) or Interexchange Common Carrier	2-63
	Intermodulation Distortion	2-63
	Interstate Communications	2-63
	Intrastate Communications	2-63
	Legal Holiday	2-64
	Line Side Connection	2-64
	Local Access and Transport Area (LATA)	2-64
	Local Number Portability (LNP)	2-64 (N)
	Location Routing Number (LRN)	2-64 (N)
	Loss Deviation	2-64
	Major Fraction Thereof	2-64
	Message	2-64
	Milliwatt (102 Type) Test Line	2-65
	N-1 Carrier	2-65 (N)
	Network Control Signaling	2-65
	Nonsynchronous Test Line	2-65
	North American Numbering Plan	2-65

(TR104)

ACCESS SERVICE

TABLE OF CONTENTS

		<u>Page No.</u>	
2.	<u>GENERAL REGULATIONS</u> (Cont'd)		
2.6	<u>Definitions</u> (Cont'd)		
	Off-Hook	2-65	
	On-Hook	2-66	
	Open Circuit Test Line	2-66	
	Optical Carrier Channel	2-66	(N)
	Optical Carrier Rate	2-66	
	Optical Line Termination (OLT)	2-66	
	Optical Carrier Rate Concatenated	2-66	(N)
	Originating Direction	2-66	
	Pay Telephone	2-66	
	Phase Jitter	2-66	
	Point of Termination	2-67	(C)
	Premises	2-67	(C)
	Release Message	2-67	
	Remote Switching Modules/Systems	2-67	
	Return Loss	2-67	
	Registered Equipment	2-67	
	Service Access Code	2-68	
	Service Switching Point	2-68	
	Serving Wire Center	2-68	
	Seven Digit Manual Test Line	2-68	
	Shortage of Facilities or Equipment	2-68	
	Short Circuit Test Line	2-68	
	Signal-to-C-Notched Noise Ratio	2-68	
	Signaling Point	2-68.1	(C)
	Signaling System 7	2-68.1	
	Signal Transfer Point	2-68.1	
	Signal Transfer Point Port	2-68.1	
	Singing Return Loss	2-68.1	
	Special Order	2-68.1	(C)
	Subtending End Office of an Access Tandem	2-69	
	Synchronous Optical Network (SONET)	2-69	(N)
	Synchronous Test Line	2-69	
	Synchronous Transport Signal (STS)	2-69	(N)
	Tandem-Switched Transport	2-69	
	Terminating Direction	2-70	
	Transmission Measuring (105 Type) Test Line/Responder	2-70	
	Transmission Path	2-70	
	Trunk	2-70	
	Trunk Group	2-70	
	Trunk Side Connection	2-70	
	Two-Wire to four-Wire Conversion	2-70	
	Uniform Service Order Code	2-71	
	V and H Coordinates Method	2-71	
	WATS Serving Office	2-71	
	Wireless Switching Center	2-71	
	Wire Center	2-71	

(TR100)

ACCESS SERVICE

TABLE OF CONTENTS

	<u>Page No.</u>	
3. <u>CARRIER COMMON LINE ACCESS SERVICE</u>	3-1	
3.1 <u>General Description</u>	3-1	(T)
3.2 <u>Limitations</u>	3-2	
3.3 <u>Undertaking of the Telephone Company</u>	3-3	
3.4 <u>Obligations of the Customer</u>	3-3	
3.5 <u>Determination of Usage Subject to Carrier Common Line Access Charges</u>	3-4	
3.6 <u>Resold Services</u>	3-6	
3-7 <u>Reserved For Future Use</u>	3-7	
3-8 <u>Rate Regulations</u>	3-24	(T)
4. <u>END USER ACCESS SERVICE</u>	4-1	
4.1 <u>General Description</u>	4-1	
4.2 <u>Limitations</u>	4-1	
4.3 <u>Undertaking of the Telephone Company</u>	4-1	
4.4 <u>Obligations of Radio Common Carriers</u>	4-2	
4.5 <u>Payment Arrangements and Credit Allowances</u>	4-2	
4.5.1 Minimum Period	4-2	
4.5.2 Cancellation of Orders	4-2	
4.5.3 Changes to Orders	4-2	
4.5.4 Allowance for Interruptions	4-2	
4.5.5 Temporary Suspension of Service	4-2	
4.6 <u>Rate Regulations</u>	4-3	
4.6.1 Who Is Billed	4-3	
4.6.2 Multiparty Service	4-3	
4.6.3 Semi-Public Service	4-3	

ACCESS SERVICE

TABLE OF CONTENTS

		<u>Page No.</u>	
4.	<u>END USER ACCESS SERVICE</u> (Cont'd)		
4.6	<u>Rate Regulations</u> (Cont'd)		
4.6.4	Business Services	4-3	
4.6.5	Radio Common Carriers	4-6	
4.6.6	Remote Call Forwarding	4-6	
4.6.7	Residence Services	4-7	
4.6.8	Telephone Lifeline Assistance	4-8	
4.6.9	End User ISDN PRI Ports	4-9	
4.6.10	End User ISDN BRI Ports	4-9	
4.6.11	Federal Universal Service Fee (FUSF)	4-9	(N)
5.	<u>ACCESS ORDERING</u>	5-1	
5.1	<u>General</u>	5-1	
5.1.1	Service Installation	5-2	
5.1.2	Expedited Orders	5-3	
5.1.3	Selection of Facilities for Access Orders	5-4	
5.2	<u>Ordering Requirements</u>	5-5	
5.2.1	Switched Access Service	5-5	
5.2.2	Special Access Service	5-9	
5.2.3	WATS or WATS-Type Services	5-10	
5.2.4	Mixed Use Facilities - Switched and Special Access	5-10	
5.2.5	Miscellaneous Services	5-11	
5.3	<u>Access Orders for Services Provided by More Than One Telephone Company</u>	5-12	
5.3.1	Non Meet Point Billing Ordering - FGA	5-12	
5.3.2	Meet Point Billing Ordering	5-13	
5.4	<u>Charges Associated with Access Ordering</u>		
5.4.1	Access Order Charge	5-15	
5.4.2	Miscellaneous Service Order Charge	5-16	
5.4.3	Access Order Change Charges	5-17	
5.5	<u>Minimum Periods and Cancellations</u>	5-20	
5.5.1	Minimum Periods	5-20	
5.5.2	Development of Minimum Period Charges	5-20	
5.5.3	Cancellation of an Access Order	5-21	
5.5.4	Partial Cancellation Charge	5-23	

(TR120)

ACCESS SERVICE

TABLE OF CONTENTS

	<u>Page No.</u>
6. <u>SWITCHED ACCESS SERVICE</u>	6-1
6.1 <u>General</u>	6-1
6.1.1 Description and Provision of Switched Access Service Arrangements	6-2
6.1.2 Ordering Options and Conditions	6-5
6.1.3 Rate Categories	6-5
6.1.4 Special Facilities Routing	6-19
6.1.5 Design Layout Report	6-19
6.2 <u>Undertaking of the Telephone Company</u>	6-20
6.2.1 Network Management	6-20
6.2.2 Transmission Specifications	6-21
6.2.3 Provision of Service Performance Data	6-22
6.2.4 Testing	6-22
6.2.5 Determination of Number of Transmission Paths	6-24
6.2.6 Trunk Group Measurement Reports	6-25
6.3 <u>Obligations of the Customer</u>	6-26
6.3.1 Report Requirements	6-26
6.3.2 Trunk Group Measurement Reports	6-27
6.3.3 Supervisory Signaling	6-27
6.3.4 Short Duration Mass Calling Requirements	6-27

ACCESS SERVICE

TABLE OF CONTENTS

		<u>Page No.</u>
6.	<u>SWITCHED ACCESS SERVICE</u>	
6.4	<u>Rate Regulations</u>	6-28
6.4.1	Description and Application of Rates and Charges	6-28
6.4.2	Minimum Monthly Charge	6-39
6.4.3	Change of Switched Access Service Arrangements	6-40
6.4.4	Moves	6-41
6.4.5	Local Information Delivery Services	6-41
6.4.6	Mileage Measurement	6-42
6.4.7	Mixed Use	6-47
6.4.8	Message Unit Credit for Feature Group A	6-47
6.4.9	Application of Rates for Feature Group A Extension Service	6-48
6.5	<u>Description and Provision of Feature Group A</u>	6-49
6.5.1	Description	6-49
6.5.2	Optional Features	6-53
6.5.3	Optional Features Provided in Local Tariffs	6-55
6.5.4	Measuring Access Minutes	6-55
6.5.5	Testing Capabilities	6-59
6.6	<u>Description and Provision of Feature Group B</u>	6-60
6.6.1	Description	6-60
6.6.2	Optional Features	6-64
6.6.3	Design and Traffic Routing	6-66
6.6.4	Measuring Access Minutes	6-66
6.6.5	Testing Capabilities	6-71

ACCESS SERVICE

TABLE OF CONTENTS

		<u>Page No.</u>	
6.	<u>SWITCHED ACCESS SERVICE</u>		
6.7	<u>Description and Provision of Feature Group C</u>	6-74	
6.7.1	Description	6-74	
6.7.2	Optional Features	6-77	
6.7.3	Design and Traffic Routing	6-79	
6.7.4	Measuring Access Minutes	6-80	
6.7.5	Design Blocking Probability	6-84	
6.7.6	Testing Capabilities	6-86	
6.8	<u>Description and Provision of Feature Group D</u>	6-87	
6.8.1	Description	6-87	
6.8.2	Optional Features	6-91	
6.8.3	Design and Traffic Routing	6-93	
6.8.4	Measuring Access Minutes	6-93	
6.8.5	Design Blocking Probability	6-95	
6.8.6	Network Blocking Charge	6-97	
6.8.7	Testing Capabilities	6-98	
6.9	<u>Nonchargeable Optional Features</u>	6-99	
6.9.1	Common Switching Optional Features	6-100	
6.9.2	Transport Termination Optional Features	6-113	
6.10	<u>Chargeable Optional Features</u>	6-115	
6.10.1	Interim NXX Translation	6-115	
6.10.2	800/888/877 Data Base Service	6-116	(C)

(TR64)

ACCESS SERVICE

TABLE OF CONTENTS

		<u>Page No.</u>	
7.	<u>SPECIAL ACCESS SERVICE</u>	7-1	
7.1	<u>General</u>	7-1	
7.1.1	Channel Types	7-1	
7.1.2	Service Descriptions	7-4	
7.1.3	Service Configurations	7-6	
7.1.4	Alternate Use	7-11	
7.1.5	Special Facilities Routing	7-11	
7.1.6	Design Layout Report	7-11	
7.1.7	Acceptance Testing	7-12	
7.1.8	Ordering Options and Conditions	7-12	
7.2	<u>Rate Regulations</u>	7-13	
7.2.1	Rate Categories	7-13	
7.2.2	Types of Rates and Charges	7-16	
7.2.3	Moves	7-20	
7.2.4	Minimum Periods	7-21	
7.2.5	Mileage Measurement	7-22	
7.2.6	Facility Hubs	7-23	
7.2.7	Mixed Use	7-25	(C)
			(C)
7.2.8	Service Discount Plans	7-25.2	(C)
7.3	<u>Surcharge for Special Access Service</u>	7-26	
7.3.1	General	7-26	
7.3.2	Application	7-26	
7.3.3	Exemption of Special Access Service	7-27	
7.3.4	Rate Regulations	7-28	

(TR100)

ACCESS SERVICE

TABLE OF CONTENTS

	<u>Page No.</u>
7. <u>SPECIAL ACCESS SERVICE</u>	
7.4 <u>Metallic Service</u>	7-30
7.4.1 Basic Channel Description	7-30
7.4.2 Technical Specifications Packages and Network Channel Interfaces	7-30
7.4.3 Optional Features and Functions	7-30
7.5 <u>Telegraph Grade Service</u>	7-31
7.5.1 Basic Channel Description	7-31
7.5.2 Technical Specifications Packages and Network Channel Interfaces	7-31
7.5.3 Optional Features and Functions	7-31
7.6 <u>Voice Grade Service</u>	7-32
7.6.1 Basic Channel Description	7-32
7.6.2 Technical Specifications Packages and Network Channel Interfaces	7-32
7.6.3 Optional Features and Functions	7-32
7.7 <u>Program Audio Service</u>	7-40
7.7.1 Basic Channel Description	7-40
7.7.2 Technical Specifications Packages and Network Channel Interfaces	7-40
7.7.3 Optional Features and Functions	7-40
7.8 <u>Video Service</u>	7-42
7.8.1 Basic Channel Description	7-42
7.8.2 Technical Specifications Packages and Network Channel Interfaces	7-42

ACCESS SERVICE

TABLE OF CONTENTS

		<u>Page No.</u>
7.	<u>SPECIAL ACCESS SERVICE</u>	
7.9	<u>Digital Data Service</u>	7-43
7.9.1	Basic Channel Description	7-43
7.9.2	Technical Specifications Packages and Network Channel Interfaces	7-43
7.9.3	Optional Features and Functions	7-44
7.10	<u>High Capacity Service</u>	7-45
7.10.1	Basic Channel Description	7-45
7.10.2	Technical Specifications Packages and Network Channel Interfaces	7-45
7.10.3	Optional Features and Functions	7-47
7.11	<u>Synchronous Optical Channel Service</u>	
7.11.1	Basic Channel Description	7-50
7.11.2	Network Channel Interfaces	7-51
7.11.3	Optional Features and Functions	7-51
7.12	<u>Individual Case Filings</u>	7-53
8.	<u>DIGITAL SUBSCRIBER LINE ACCESS SERVICES</u>	8-1
8.1	<u>Asymmetric Digital Subscriber Line Access Service</u>	8-1
8.1.1	General	8-1
8.1.2	Limitations	8-2
8.1.3	Undertaking of the Telephone Company	8-3
8.1.4	Obligations of the Customer	8-3
8.1.5	Rate Regulations	8-4
8.1.6	Service Options	8-4
8.1.7	ADSL Service Availability	8-5
8.1.8	Service Discount Plans	8-6
8.1.9	Promotional Offerings	8-9
9.	<u>RESERVED FOR FUTURE USE</u>	9-1

(C)

ACCESS SERVICE

TABLE OF CONTENTS

	<u>Page No.</u>	
10. <u>SPECIAL FEDERAL GOVERNMENT ACCESS SERVICES</u>	10-1	(M)
10.1 <u>General</u>	10-1	
10.2 <u>Emergency Conditions</u>	10-2	
10.3 <u>Facility Availability</u>	10-2	
10.4 <u>Federal Government Regulations</u>	10-2	
10.5 <u>Service Offerings to the Federal Government</u>	10-3	
10.5.1 Type and Description	10-3	
10.5.2 Mileage Application	10-6	
10.6 <u>Rates and Charges</u>	10-7	
10.6.1 General	10-7	
10.6.2 Voice Grade Special Access	10-7	
10.6.3 Move Charges	10-7	(M)

Certain material found on this page previously appeared on 4th Revised Page 18.

(TR100)

ACCESS SERVICE

TABLE OF CONTENTS

	<u>Page No.</u>
11. <u>SPECIAL FACILITIES ROUTING OF ACCESS SERVICES</u>	11-1
11.1 <u>Description</u>	11-1
11.1.1 Diversity	11-2
11.1.2 Avoidance	11-2
11.1.3 Diversity and Avoidance Combined	11-2
11.1.4 Cable-Only Facilities	11-2
12. <u>SPECIALIZED SERVICE OR ARRANGEMENTS</u>	12-1
12.1 <u>GENERAL</u>	12-1
13. <u>ADDITIONAL ENGINEERING, ADDITIONAL LABOR AND MISCELLANEOUS SERVICES</u>	13-1
13.1 <u>Additional Engineering</u>	13-1
13.2 <u>Additional Labor</u>	13-2
13.2.1 Overtime Installation	13-2
13.2.2 Overtime Repair	13-2
13.2.3 Stand By	13-2
13.2.4 Testing and Maintenance with Other Telephone Companies	13-2
13.2.5 Other Labor	13-2
13.3 <u>Miscellaneous Services</u>	13-3
13.3.1 Testing Services	13-3
13.3.2 Maintenance of Service	13-10
13.3.3 Telecommunications Service Priority - TSP	13-11
13.3.4 Miscellaneous Equipment	13-13
13.4 <u>Presubscription</u>	13-14
13.5 <u>Verification of Orders for Long Distance Telemarketing</u>	13-17
13.6 <u>Unauthorized PIC Change</u>	13-19
13.7 <u>Blocking Service</u>	13-20
13.7.1 International Blocking Service	13-20
13.7.2 900 Blocking Service	13-20.1

(TR104)

ACCESS SERVICE

TABLE OF CONTENTS

	<u>Page No.</u>	
13. <u>ADDITIONAL ENGINEERING, ADDITIONAL LABOR AND MISCELLANEOUS SERVICES (Cont'd)</u>	13-1	
13.8 <u>Billing Name and Address Services</u>	13-21	
13.8.1 General Description	13-21	
13.8.2 Undertaking of the Telephone Company	13-22	
13.8.3 Obligation of the Customer	13-23	
13.8.4 Rate Regulation	13-23	
13.9 <u>Originating Line Screening (OLS) Service</u>	13-24	
13.10 <u>Billed Number Screening Service</u>	13-24	
13.11 <u>Coin Supervision Additive Service</u>	13-25	
13.12 <u>Local Number Portability Services</u>	13-26	(N)
13.12.1 Local Number Portability End User Service	13-26	
13.12.2 Local Number Portability Query Service	13-27	(N)
14. <u>EXCEPTIONS TO ACCESS SERVICE OFFERINGS</u>	14-1	
15. <u>ACCESS SERVICE INTERFACES AND TRANSMISSION SPECIFICATIONS</u>	15-1	
15.1 <u>Switched Access Service</u>	15-1	
15.1.1 Local Transport Interface Groups	15-1	
15.1.2 Standard Transmission Specifications	15-11	
15.1.3 Data Transmission Parameters	15-20	
15.2 <u>Special Access Service</u>	15-24	
15.2.1 Network Channel (NC) Codes	15-27	
15.2.2 Network Channel Interface (NCI) Codes	15-36	
16. <u>RESERVED FOR FUTURE USE</u>	16-1	

(TR104)

ACCESS SERVICE

TABLE OF CONTENTS

	<u>Page No.</u>
17. <u>RATES AND CHARGES</u>	17-1
17.1 <u>Common Line Access Service</u>	17-1
17.1.1 Carrier Common Line Access Service	17-1
17.1.2 End User Access Service	17-2
17.1.3 Lifeline Assistance Plan Jurisdictions	17-3
17.1.4 Federal Universal Service Fee	17-5
17.1.5 End User ISDN Port Charges	17-5
17.2 <u>Switched Access Service</u>	17-5
17.2.1 Local Transport-Installation Per Line or Trunk	17-5
17.2.2 Local Transport	17-5
17.2.3 Local Switching	17-6
17.2.4 Assumed Minutes of Use	17-7
17.3 <u>Special Access Service</u>	17-8
17.3.1 Surcharge for Special Access Service	17-8
17.3.2 Metallic Service	17-9
17.3.3 Telegraph Grade Service	17-10
17.3.4 Voice Grade Service	17-11
17.3.5 Program Audio Service	17-14
17.3.6 Video Service	17-16
17.3.7 Digital Service	17-17
17.3.8 High Capacity Service	17-19
17.3.9 Individual Case Filings	17-22
17.3.10 Service Discount Plans	17-53.1 (N)
17.3.11 Synchronous Optical Channel Service	17-53.2 (N)
17.4 <u>Other Services</u>	17-24
17.4.1 Access Ordering	17-24
17.4.2 Additional Engineering	17-25
17.4.3 Additional Labor	17-25
17.4.4 Miscellaneous Services	17-25
17.4.5 Special Federal Government Access Service	17-27
17.4.6 Special Facilities Routing of Access Services	17-28
17.4.7 Specialized Services or Arrangements	17-29
17.4.8 Digital Subscriber Line Access Service	17-61

(TR100)

Issued: February 25, 2002

Effective: March 12, 2002

One Allied Drive
Little Rock, Arkansas 72203

ACCESS SERVICE

TARIFF USERS GUIDEGeneral

The tariff users guide is provided to assist users of this tariff in determining regulations, rates and charges applicable to the provision of interstate services by ALLTEL Telephone System issuing carriers.

Issuing carriers in ALLTEL Telephone System F.C.C. No. 1, participate in this tariff for some access services and cross reference the National Exchange Carrier Association (NECA) Interstate Tariff No. 5 for other access elements. The matrix that follows, is intended to provide the user with a comprehensive, quick guide to identifying the appropriate tariff reference for provision of interstate access services for each issuing carrier contained in this tariff. The matrix is constructed with tariff sections on the horizontal axis and issuing carriers on the vertical axis. Under each section for each issuing carrier, a letter is provided indicating whether ALLTEL Telephone System Tariff F.C.C. No. 1 or NECA F.C.C. No. 5 is the applicable tariff. A key to understanding letters contained in the matrix will be provided at the bottom of the page containing the matrix.

Any questions concerning the matrix or tariff references contained in the matrix, should be directed to this tariff's issuing officer at the address indicated below.

A.V.P. - Access Issues and Tariffs
One Allied Drive
Little Rock, AR 72203

ACCESS SERVICE

TARIFF USERS GUIDE

<u>Issuing Carrier</u>	----- TARIFF SECTIONS -----																
	<u>1</u>	<u>2</u>	<u>3</u>	<u>4</u>	<u>5</u>	<u>6</u>	<u>7</u>	<u>8</u>	<u>9</u>	<u>10</u>	<u>11</u>	<u>12</u>	<u>13</u>	<u>14</u>	<u>15</u>	<u>16</u>	<u>17</u>
ALLTEL Carolina	A	A	B	A	A	A	A	A	A	A	A	A	A	A	A	A	E
ALLTEL Florida	A	A	B	A	A	A	A	A	A	A	A	A	A	A	A	A	E
ALLTEL GA Comm Corp.	A	A	A	A	A	A	A	A	A	A	A	A	A	A	A	A	A
Georgia ALLTEL Telecom	A	A	A	A	A	A	A	A	A	A	A	A	A	A	A	A	A
ALLTEL Kentucky	A	A	B	A	A	A	A	A	A	A	A	A	A	A	A	A	E
ALLTEL NY-Fulton	A	A	B	A	A	A	A	A	A	A	A	A	A	A	A	A	E
ALLTEL NY-Jamestown	A	A	B	A	A	A	A	A	A	A	A	A	A	A	A	A	E
ALLTEL NY-Red Jacket	A	A	B	A	A	A	A	A	A	A	A	A	A	A	A	A	E
Oklahoma ALLTEL	A	A	B	A	A	A	A	A	A	A	A	A	A	A	A	A	E
ALLTEL Pennsylvania	A	A	B	A	A	A	A	A	A	A	A	A	A	A	A	A	E
Sugar Land Telephone	A	A	B	A	A	A	A	A	A	A	A	A	A	A	A	A	E
ALLTEL Georgia	A	A	B	A	A	A	A	A	A	A	A	A	A	A	A	A	E
ALLTEL Mississippi	A	A	B	A	A	A	A	A	A	A	A	A	A	A	A	A	E
ALLTEL Missouri	A	A	B	A	A	A	A	A	A	A	A	A	A	A	A	A	E
ALLTEL Oklahoma	A	A	B	A	A	A	A	A	A	A	A	A	A	A	A	A	E
ALLTEL South Carolina	A	A	B	A	A	A	A	A	A	A	A	A	A	A	A	A	E
Western Reserve Telephone	A	A	B	A	A	A	A	A	A	A	A	A	A	A	A	A	E
ALLTEL Alabama	A	A	B	A	A	A	A	A	A	A	A	A	A	A	A	A	E
Texas ALLTEL	A	A	B	A	A	A	A	A	A	A	A	A	A	A	A	A	E
ALLTEL Arkansas	A	A	B	A	A	A	A	A	A	A	A	A	A	A	A	A	E
ALLTEL Ohio	B	B	B	A	B	B	B	B	B	B	B	B	B	B	B	B	C

(N)
(N)

All interstate access regulations, rates and charges not otherwise contained in ALLTEL Telephone System TARIFF F.C.C. No. 1 are contained in NECA Interstate Access TARIFF F.C.C. No. 5.

A - ALLTEL Telephone System TARIFF F.C.C. No. 1

B - NECA Interstate Access TARIFF F.C.C. No. 5

C - NECA Interstate Access Tariff F.C.C. No. 5 for all rates except End User Common Line (N)

E - ALLTEL Telephone System TARIFF F.C.C. No. 1 for all rates except Carrier Common Line (N)

(TR61)

Issued: June 16, 1998

Effective: July 1, 1998

One Allied Drive
Little Rock, Arkansas 72203

ACCESS SERVICE

CONCURRING CARRIERS

NO CONCURRING CARRIERS

CONNECTING CARRIERS

NO CONNECTING CARRIERS

OTHER PARTICIPATING CARRIERS

NO OTHER PARTICIPATING CARRIERS

REGISTERED SERVICE
NONE

MARKS REGISTERED TRADEMARKS
NONE

ACCESS SERVICE

EXPLANATION OF SYMBOLS

C - to signify changed regulation.
D - to signify discontinued rate or regulation.
I - to signify increase to a rate or charge.
M - to signify matter relocated without change.
N - to signify new rate or regulation.
R - to signify reduction to a rate or charge.
S - to signify matter reissued without change.
T - to signify a change in text but no change in rate or regulation.
Z - to signify a correction.

EXPLANATION OF ABBREVIATIONS

ADSL - Asymmetric Digital Subscriber Line
ADM - Add/Drop Multiplexing
AML - Actual Measured Loss
ANI - Automatic Number Identification
AP - Program Audio
AT&T - American Telephone and Telegraph Company
BNA - Billing Name and Address
BHMC - Busy Hour Minutes of Capacity
CCC - Clear Channel Capability
CCS - Common Channel Signalling
CDP - Customer Designated Premises
CI - Channel Interface
CNP - Charge Number Parameter
CO - Central Office
Cont'd - Continued
CPE - Customer Provided Equipment
CPN - Calling Party Number
CSP - Carrier Selection Parameter
DA - Directory Assistance
dB - decibel
dBrnC - Decibel Reference Noise C-Message Weighting
dBrnCO - Decibel Reference Noise C-Message Weighted 0
dc - direct current
DDD - Direct Distance Dialing
DSL - Digital Subscriber Line
EAS - Extended Area Service
EDD - Envelope Delay Distortion
EML - Expected Measured Loss
EPL - Echo Path Loss
ERL - Echo Return Loss
ESS - Electronic Switching System
ESSX - Electronic Switching System Exchange
f - frequency
F.C.C. - Federal Communications Commission

(N)

(TR100)

ACCESS SERVICE

EXPLANATION OF ABBREVIATIONS (Cont'd)

HC	-	High Capacity	
Hz	-	Hertz	
IC	-	Interexchange Carrier	
ICB	-	Individual Case Basis	
ICL	-	Inserted Connection Loss	
ITP	-	Interstate Telecommunications Service Provider	
kbps	-	kilobits per second	
Khz	-	kilohertz	
LATA	-	Local Access and Transport Area	
ma	-	milliamperes	
Mbps	-	Megabits per second	
mcs	-	Microsecond	
MF	-	Multifrequency Address	
Mhz	-	Megahertz	
MRC	-	Monthly Recurring Charge	
MT	-	Metallic	
MTS	-	Message Telecommunications Service(s)	
NPA	-	Numbering Plan Area	
NRC	-	Nonrecurring Charge	
NXX	-	Three-Digit Central Office Prefix	
OC	-	Optical Carrier	(N)
OLT	-	Optical Line Termination	(N)
PBX	-	Private Branch Exchange	
POT	-	Point of Termination	
SAC	-	Service Access Code	
SNAL	-	Signaling Network Access Line	(N)
SONET	-	Synchronous Optical Network	(N)
SP	-	Signalling Point	
SPOI	-	Signalling Point of Interface	
SRL	-	Singing Return Loss	
SSP	-	Service Switching Point	
SS7	-	Signalling System 7	
STP	-	Signalling Transfer Point	
STS	-	Synchronous Transport Signal	(N)
SWC	-	Serving Wire Center	
TG	-	Telegraph Grade	
TLP	-	Transmission Level Point	
TV	-	Television	
VG	-	Voice Grade	
V & H	-	Vertical & Horizontal	
WATS	-	Wide Area Telecommunications Service(s)	
WSO	-	WATS Serving Office	

(TR100)

ACCESS SERVICE

REFERENCE TO OTHER TARIFFS

Whenever reference is made in this tariff to other tariffs of the Telephone Company, the reference is to the tariffs in force as of the effective date of this tariff, and to amendments thereto and successive issues thereof.

The following tariffs are referenced in this tariff and may be obtained from the Federal Communications Commission's commercial contractor:

National Exchange Carrier
Association, Inc.
Wire Center Information
Tariff F.C.C. No. 4

National Exchange Carrier
Association, Inc.
Interstate Access Service
Tariff F.C.C. No. 5

REFERENCE TO TECHNICAL PUBLICATIONS

The following technical publications are reference in this tariff and may be obtain from Bell Communications Research, Inc. Customer Services, 60 New England Ave., Piscataway, NJ 08854-4196.

Technical Reference:

Multiple Exchange Carrier Access Billing (MECAB) Guidelines
Issued: June 1994

Multiple Exchange Carrier Ordering and Design (MECOD) Guidelines
Issued: May 1994

PUB 41451 High Capacity Terrestrial Digital Service
Issued: January 1983

PUB 41001 Data Communications Using Voiceband Private Line
Channels
Issued: October 1973

PUB 62310 Digital Data System Channel Interface Specification
Issued: September 1983

PUB 62411 High Capacity Digital Service Channel Interface
Specification
Issued: September 1983, Addendum October 1984

TR-NWT-000334 Issue 2 Voice Grade Switched Access Service -
Transmission Parameter Limits and Interface Codes
Issued: September 1990

(X) Filed under authority of Special Permission No. 94-1208 of the Federal Communications Commission. The designated material represents a change in references to other tariffs and technical publications for companies transferring from NECA's Interstate Access Tariff F.C.C. No. 5 to this tariff.(TR36)

Issued: March 31, 1995

Effective: July 1, 1995

One Allied Drive
Little Rock, AR 72203

ACCESS SERVICE

REFERENCE TO TECHNICAL PUBLICATIONS (Cont'd)

TR-TSY-000335 Issue 2 Voice Grade Special Access Service -
Transmission Parameter Limits and Interface Combinations
Issued: May 1990

TR-NPL-000336 Metallic and Telegraph Grade Special Access Service -
Transmission Parameter Limits and Interface Combinations
Issued: October 1987

TR-NPL-000337 Program Audio Special Access Service and Local
Channel Services
Issued: July 1987

TR-NPL-000338 Television Special Access and Local Channel Services -
Transmission Parameter Limits and Interface Combinations
Issued: December 1986

TR-NPL-000341 Digital Data Special Access Service -
Transmission Parameter and Interface Combinations
Issued: March 1989

TR-INS-000342 High Capacity Digital Special Access Service
Issued: February 1992

SR-STIS-000307 Issue 3 NC/NCI Code Dictionary
Issued: January 1992

TR-NWT-000506 Issue 3 LATA Switching System Generic Requirements
(LSSGR) Section 6
Issued: September 1991, Revised November 1991

TR-TSV-000905 Common Channel Signaling Network Interface
Specification Supplement 1
Available: August 1989

TR-NPL-000054 High Capacity Digital Data Service (1.544 Mbps)
Interface Generic Requirements for End Users
Issued: April, 1989

ANSI T1.413-1998, Network and Customer Installation Interfaces - (N)
Asymmetric Digital Subscriber Line (ADSL) Metallic Interface. (N)

ACCESS SERVICE

REFERENCE TO TECHNICAL PUBLICATIONS (Cont'd)

(M)

The following technical publication is referenced in this tariff and may be obtained from the Bell Communications Technical Education Center, Room B02, 6200 Route 53, Lisle, IL 60532.

ST-TEC-000053 Issue 1 Telecommunications Transmission Engineering
Volume 3 - Networks and Services (Chapters 6 and 7)
Third Edition
Issued: August 1989

The following technical publication is reference in this tariff and may be obtained from the National Exchange Carrier Association, Inc., Director - Tariff and Regulatory Matters, 100 So. Jefferson Road, Whippany, NJ 07981 and the Federal Communications Commission's commercial contractor.

PUB AS No. 1, Issue II Access Service
Issued: May, 1984
Addendum: March 1987

(M)

The reference to technical publications on this page formerly appeared on Original Page 28.

(TR6)

Issued: March 5, 1993

Effective: May 1, 1993

One Allied Drive
Little Rock, Arkansas 72203

ACCESS SERVICE

1. Application of Tariff

- 1.1 This tariff contains regulations, rates and charges applicable to the provision of Carrier Common Line, End User Access, Switched Access, Special Access, Digital Subscriber Line Access Service, and other miscellaneous services, hereinafter referred to collectively as service(s). These services are provided to customers by the Issuing Carriers of this tariff, hereinafter the Telephone Company. This tariff also contains Access Ordering regulations and charges that are applicable when these services are ordered or modified by the customer. Pursuant to the Codified Federal Rules (CFR), Title 47, Sections 69.4(c), 69.5(d), 69.104(1), 69.116, 69.117, 69.603(c) and 69.603(d), regulations concerning administration and billing of Lifeline Assistance and Universal Service Fund, rates and charges for these carrier's carrier elements are contained in Section 8 of the NATIONAL EXCHANGE CARRIER ASSOCIATION, INC., TARIFF FCC No. 5. The National Exchange Carrier Association, Inc., will bill and collect all Lifeline Assistance and Universal Service Fund Charges on behalf of the Telephone Company. (C)
- 1.2 The provision of such services by the Telephone Company as set forth in this tariff does not constitute a joint undertaking with the customer for the furnishing of any service.

(TR71)

ACCESS SERVICE

2. General Regulations2.1 Undertaking of the Telephone Company2.1.1 Scope

- (A) The Telephone Company does not undertake to transmit messages under this tariff.
- (B) The Telephone Company shall be responsible only for the installation, operation and maintenance of the services it provides.
- (C) The Telephone Company will, for maintenance purposes, test its service only to the extent necessary to detect and/or clear troubles.
- (D) Services are provided 24 hours daily, seven days per week, except as set forth in other applicable sections of this tariff.
- (E) The Telephone Company does not warrant that its facilities and services meet standards other than those set forth in this tariff.

2.1.2 Limitations(A) Assignment or Transfer of Services

The customer may assign or transfer the use of services provided under this tariff only where there is no interruption of use or relocation of the services. Such assignment or transfer may be made to:

- (1) Another customer, whether an individual, partnership, association or corporation, provided the assignee or transferee assumes all outstanding indebtedness for such services, and the unexpired portion of the minimum period and the termination liability applicable to such services, if any; or

ACCESS SERVICE

2. General Regulations (Cont'd)2.1 Undertaking of the Telephone Company (Cont'd)2.1.2 Limitations (Cont'd)(A) Assignment or Transfer of Services (Cont'd)

- (2) A court-appointed receiver, trustee or other person acting pursuant to law in bankruptcy, receivership, reorganization, insolvency, liquidation or other similar proceedings, provided the assignee or transferee assumes the unexpired portion of the minimum period and the termination liability applicable to such services, if any.

In all cases of assignment or transfer, the written acknowledgment of the Telephone Company is required prior to such assignment or transfer. This acknowledgment shall be made within 15 days from the receipt of notification. All regulations and conditions contained in this tariff shall apply to such assignee or transferee.

The assignment or transfer of services does not relieve or discharge the assignor or transferor from remaining jointly or severally liable with the assignee or transferee for any obligations existing at the time of the assignment or transfer.

(B) Use and Restoration of Services

The use and restoration of services shall be in accordance with Part 64, Subpart D, Appendix A, of the Federal Communications Commission's Rules and Regulations, which specifies the priority system for such activities.

ACCESS SERVICE

2. General Regulations (Cont'd)2.1 Undertaking of the Telephone Company (Cont'd)2.1.2 Limitations (Cont'd)(C) Sequence of Provisioning

Subject to compliance with the rules mentioned in (B) preceding, the services offered herein will be provided to customers on a first-come, first-served basis.

The first-come, first-served sequence shall be based upon the received time and date recorded, by stamp or other notation, by the Telephone Company on customer access orders. These orders must contain all the information as required for each respective service as delineated in other sections of this tariff. Customer orders shall not be deemed to have been received until such information is provided. Should questions arise which preclude order issuance due to missing information or the need for clarification, the Telephone Company will attempt to seek such missing information or clarification on a verbal basis.

2.1.3 Liability(A) Limits of Liability

The Telephone Company's liability, if any, for its willful misconduct is not limited by this tariff. With respect to any other claim or suit, by a customer or by any others, for damages associated with the installation, provision, termination, maintenance, repair or restoration of service, and subject to the provisions of (B) through (G) following, the Telephone Company's liability if any, shall not exceed an amount equal to the proportionate charge for the service for the period during which the service was affected. This liability for damages shall be in addition to any amounts that may otherwise be due the customer under this tariff as a Credit Allowance for a Service Interruption.

ACCESS SERVICE

2. General Regulations (Cont'd)

2.1 Undertaking of the Telephone Company (Cont'd)

2.1.3 Liability (Cont'd)

(B) Acts or Omissions

The Telephone Company shall not be liable for any act or omission of any other carrier or customer providing a portion of a service, nor shall the Telephone Company for its own act or omission hold liable any other carrier or customer providing a portion of a service.

(C) Damages to Customer Premises

The Telephone Company is not liable for damages to the customer premises resulting from the furnishing of a service, including the installation and removal of equipment and associated wiring, unless the damage is caused by the Telephone Company's negligence.

(D) Indemnification of Telephone Company

(1) By the End User

The Telephone Company shall be indemnified, defended and held harmless by the end user against any claim, loss or damage arising from the end user's use of services offered under this tariff, involving:

- a) Claims for libel, slander, invasion of (Z) privacy, or infringement of copyright arising from the end user's own communications;

ACCESS SERVICE

2. General Regulations (Cont'd)2.1 Undertaking of the Telephone Company (Cont'd)2.1.3 Liability (Cont'd)(D) Indemnification of Telephone Company (Cont'd)(1) By the End User (Cont'd)

- (b) Claims for patent infringement arising (Z)
from the end user's acts combining or using the service furnished by the Telephone Company in connection with facilities or equipment furnished by the end users or customer or;
- (c) All other claims arising out of any (Z)
act or omission of the end user in the course of using services provided pursuant to this tariff.

(2) By the Customer

The Telephone Company shall be indemnified, defended and held harmless by the customer against any claim, loss or damage arising from the customer's use of services offered under this tariff, involving:

- (a) Claims for libel, slander invasion of (Z)
privacy, or infringement of copyright arising from the customer's own communications;
- (b) Claims for patent infringement (Z)
arising from the customer's acts combining or using the service furnished by the Telephone Company in connection with facilities or equipment furnished by the end user or customer or;
- (c) All other claims arising out of any (Z)
act or omission of the customer in the course of using services provided pursuant to this tariff.

ACCESS SERVICE

2. General Regulations (Cont'd)2.1 Undertaking of the Telephone Company (Cont'd)2.1.3 Liability (Cont'd)(E) Explosive Atmospheres

The Telephone Company does not guarantee or make any warranty with respect to its services when used in an explosive atmosphere. The Telephone Company shall be indemnified, defended and held harmless by the customer from any and all claims by any person relating to such customer's use of services so provided.

(F) No License Granted

No license under patents (other than the limited license to use) is granted by the Telephone Company or shall be implied or arise by estoppel, with respect to any service offered under this tariff. The Telephone Company will defend the customer against claims of patent infringement arising solely from the use by the customer of services offered under this tariff and will indemnify such customer for any damages awarded based solely on such claims.

(G) Circumstances Beyond the Telephone Company's Control

The Telephone Company's failure to provide or maintain services under this tariff shall be excused by labor difficulties, governmental orders, civil commotions, criminal actions taken against the Telephone Company, acts of God and other circumstances beyond the Telephone Company's reasonable control, subject to the Credit Allowance for a Service Interruption as set forth in 2.4.4 following.

ACCESS SERVICE

2. General Regulations (Cont'd)2.1 Undertaking of the Telephone Company (Cont'd)2.1.4 Provision of Services

The Telephone Company will provide to the customer, upon reasonable notice, services offered in other applicable sections of this tariff at rates and charges specified therein. Services will be made available to the extent that such services are or can be made available with reasonable effort, and after provision has been made for the Telephone Company's telephone exchange services.

2.1.5 Facility Terminations

The services provided under this tariff will include any entrance cable or drop wiring and wire or intrabuilding cable to that point where provision is made for termination of the Telephone Company's outside distribution network facilities at a suitable location inside a customer-designated premises. Such wiring or cable will be installed by the Telephone Company to the Point of Termination. Moves of the Point of Termination at the customer designated premises will be as set forth in 6.4.4 and 7.2.3 following.

2.1.6 Service Maintenance

The services provided under this tariff shall be maintained by the Telephone Company. The customer or others may not rearrange, move, disconnect, remove or attempt to repair any facilities provided by the Telephone Company, other than by connection or disconnection to any interface means used, except with the written consent of the Telephone Company.

ACCESS SERVICE

2. General Regulations (Cont'd)2.1 Undertaking of the Telephone Company (Cont'd)2.1.7 Changes and Substitutions

Except as provided for equipment and systems subject to FCC Part 68 Regulations at 47 C.F.R. Section 68.110(b), the Telephone Company may, where such action is reasonably required in the operation of its business, substitute, change or rearrange any facilities used in providing service under this tariff. Such actions may include, without limitation:

- substitution of different metallic facilities,
- substitution of carrier or derived facilities for metallic facilities used to provide other than metallic facilities,
- substitution of fiber or optical facilities
- change of minimum protection criteria,
- change of operating or maintenance characteristics of facilities, or
- change of operations or procedures of the Telephone Company.

(N)

In case of any such substitution, change or rearrangement, the transmission parameters will be within the range as set forth in Section 15. following. The Telephone Company shall not be responsible if any such substitution, change or rearrangement renders any customer furnished services obsolete or requires modification or alteration thereof or otherwise affects their use or performance. If such substitution, change or rearrangement materially affects the operating characteristics of the facility, the Telephone Company will provide reasonable notification to the customer in writing. Reasonable time will be allowed for any redesign and implementation required by the change in operating characteristics. The Telephone Company will work cooperatively with the customer to determine reasonable notification procedures.

ACCESS SERVICE

2. General Regulations (Cont'd)2.1 Undertaking of the Telephone Company (Cont'd)2.1.8 Refusal and Discontinuance of Service

(A) If a customer fails to comply with 2.1.6 preceding (Service Maintenance) or 2.3.1, 2.3.4, 2.3.6, 2.4.1 or 2.5 following (respectively, Damages, Availability for Testing, Balance, Payment Arrangements, Connections) including any customers failure to make payments on the date and times therein specified, the Telephone Company may, on thirty (30) days written notice to the customer by Certified U.S. Mail, take the following actions:

- refuse additional applications for service and/or refuse to complete any pending orders for service, and/or
- discontinue the provision of service to the non-complying customer at any time thereafter.

In the case of discontinuance all applicable charges, including termination charges, shall become due.

(B) If a customer fails to comply with 2.2.2 following (Unlawful and Abusive Use), the Telephone Company may, upon written request from a customer, or another exchange carrier, terminate service to any subscriber or customer identified as having utilized service provided under this tariff in the completion of abusive or unlawful telephone calls. Service shall be terminated by the Telephone Company as provided for in its general and/or local exchange service tariffs.

In such instances when termination occurs the Telephone Company shall be indemnified, defended and held harmless by any customer or Exchange Carrier requesting termination of service against any claim, loss or damage arising from the Telephone Company's actions in terminating such service, unless caused by the Telephone Company's negligence.

ACCESS SERVICE

2. General Regulations (Cont'd)2.1 Undertaking of the Telephone Company (Cont'd)2.1.8 Refusal and Discontinuance of Service (Cont'd)

- (C) Except as provided for equipment or systems subject to the FCC Part 68 Rules in 47 C.F.R. Section 68.108, if the customer fails to comply with 2.2.1 following (Interference or Impairment), the Telephone Company will, where practicable, notify the customer that temporary discontinuance of the use of a service may be required; however, where prior notice is not practicable, the Telephone Company may temporarily discontinue service forthwith if such action is reasonable in the circumstances. In case of such temporary discontinuance, the customer will be notified promptly and afforded the opportunity to correct the condition which gave rise to the temporary discontinuance. During such period of temporary discontinuance, credit allowance for service interruptions as set forth in 2.4.4 following is not applicable.
- (D) When access service is provided by more than one Telephone Company, the companies involved in providing the joint service may individually or collectively deny service to a customer for nonpayment. Where the Telephone Company(s) affected by the nonpayment is incapable of effecting discontinuance of service without cooperation from the other joint providers of Switched Access Service, such other Telephone Company(s) will, if technically feasible, assist in denying the joint service to the customer. Service denial for such joint service will only include calls originating or terminating within, or transiting, the operating territory of the Telephone Companies initiating the service denial for nonpayment. When more than one of the joint providers must deny service to effectuate termination for nonpayment, in cases where a conflict exists in the applicable tariff provisions, the tariff regulations of the end office Telephone Company shall apply for joint service discontinuance.

ACCESS SERVICE

2. General Regulations (Cont'd)2.1 Undertaking of the Telephone Company (Cont'd)2.1.8 Refusal and Discontinuance of Service (Cont'd)

(E) If the Telephone Company does not refuse additional applications for service and/or does not discontinue the provision of the services as specified for herein, and the customer's noncompliance continues, nothing contained herein shall preclude the Telephone Company's right to refuse additional applications for service and/or to discontinue the provision of the services to the non-complying customer without further notice.

(F) If the National Exchange Carrier Association, Inc., notifies the Telephone Company that the Customer has failed to comply with Lifeline Assistance and Universal Service Fund provisions contained in NECA FCC No. 5, Section 8, including any Customer's failure to make payments on the date and times specified therein, the Telephone Company may, on thirty days' written notice to the Customer by Certified U.S. Mail, take any of the following actions:

- refuse additional applications for service
- refuse to complete any pending orders for service.
- discontinue the provision of service to the Customer.

In the case of discontinuance, all applicable charges including termination charges shall become due.

ACCESS SERVICE

2. General Regulations (Cont'd)2.1 Undertaking of the Telephone Company (Cont'd)2.1.9 Notification of SERVICE-Affecting Activities

The Telephone Company will provide the customer reasonable notification of service-affecting activities that may occur in the normal operation of its business. Such activities may include, but are not limited to the following:

- equipment or facilities additions,
- removals or rearrangements,
- routine preventative maintenance, and
- major switching machine change-out.

Generally, such activities are not individual customer service specific, but may affect many customer services. No specific advance notification period is applicable to all service activities. The Telephone Company will work cooperatively with the customer to determine reasonable notification requirements.

2.1.10 Coordination with Respect to Network Contingencies

The Telephone Company intends to work cooperatively with the customer to develop network contingency plans in order to maintain maximum network capability following natural or man-made disasters which affect telecommunications services.

2.1.11 Provision and Ownership of Telephone Numbers

The Telephone Company reserves the reasonable right to assign, designate or change telephone numbers, any other call number designations associated with Access Services, or the Telephone Company serving central office prefixes associated with such numbers, when necessary in the conduct of its business. Should it become necessary to make a change in such number(s), the Telephone Company will furnish to the customer six (6) months notice, by Certified U.S. Mail, of the effective date and an explanation of the reason(s) for such change(s).

ACCESS SERVICE

2. General Regulations (Cont'd)2.2 Use2.2.1 Interference or Impairment

The characteristics and methods of operation of any circuits, facilities or equipment provided by other than the Telephone Company and associated with the facilities utilized to provide services under this tariff shall not:

- interfere with or impair service over any facilities of the Telephone Company, its affiliated companies, or its connecting and concurring carriers involved in its services,
- cause damage to their plant,
- impair the privacy of any communications carried over their facilities, or
- create hazards to the employees of any of them or the public.

2.2.2 Unlawful and Abusive Use

The service provided under this tariff shall not be used for
an unlawful purpose or used in an abusive manner.

(T)

Abusive use includes:

- (1) The use of the service of the Telephone Company for a call or calls, anonymous or otherwise, in a manner reasonably expected to frighten, abuse, torment, or harass another;
- (2) The use of the service in such a manner as to interfere unreasonably with the use of the service by one or more other customers.

(TR55)

ACCESS SERVICE

2. General Regulations (Cont'd)2.3 Obligations of the Customer2.3.1 Damages

The customer shall reimburse the Telephone Company for damages to Telephone Company facilities utilized to provide services under this tariff caused by the negligence or willful act of the customer or resulting from the customer's improper use of the Telephone Company facilities, or due to malfunction of any facilities or equipment provided by other than the Telephone Company. Nothing in the foregoing provision shall be interpreted to hold one customer liable for another customer's actions. The Telephone Company will, upon reimbursement for damages, cooperate with the customer in prosecuting a claim against the person causing such damage and the customer shall be subrogated to the right of recovery by the Telephone Company for the damages to the extent of such payment.

2.3.2 Ownership of Facilities and Theft

Facilities utilized by the Telephone Company to provide service under the provisions of this tariff shall remain the property of the Telephone Company. Such facilities shall be returned to the Telephone Company by the customer, whenever requested, within a reasonable period. The equipment shall be returned in as good condition as reasonable wear will permit.

ACCESS SERVICE

2. General Regulations (Cont'd)2.3 Obligations of the Customer (Cont'd)2.3.3 Equipment Space and Power

The customer shall furnish or arrange to have furnished to the Telephone Company, at no charge, equipment space and electrical power required by the Telephone Company to provide services under this tariff at the points of termination of such services. The selection of ac or dc power shall be mutually agreed to by the customer and the Telephone Company. The customer shall also make necessary arrangements in order that the Telephone Company will have access to such spaces at reasonable times for installing, testing, repairing or removing Telephone Company facilities used to provide services.

2.3.4 Availability for Testing

Access to facilities used to provide services under this tariff shall be available to the Telephone Company at times mutually agreed upon in order to permit the Telephone Company to make tests and adjustments appropriate for maintaining the services in satisfactory operating condition. Such tests and adjustments shall be completed within a reasonable time. As set forth in 2.4.4(C)(4) following, (Credit Allowances for Service Interruptions) no credit will be allowed for any interruptions involved during such tests and adjustments.

2.3.5 Limitation of Use of Metallic Facilities

Signals applied to a metallic facility shall conform to the limitations set forth in Technical Reference Publication AS No. 1. In the case of application of dc telegraph signaling systems, the customer shall be responsible, at its expense, for the provision of current limiting devices to protect the Telephone Company facilities from excessive current due to abnormal conditions and for the provision of noise mitigation networks when required to reduce excessive noise.

ACCESS SERVICE

2. General Regulations (Cont'd)2.3 Obligations of the Customer (Cont'd)2.3.6 Balance

All signals for transmission over the facilities used to provide services under this tariff shall be delivered by the customer balanced to ground except for ground start, duplex (DX) and McCulloch-Loop (Alarm System) type signaling and dc telegraph transmission at speeds of 75 baud or less.

2.3.7 Design of Customer Services

Subject to the provisions of 2.1.7 preceding (Changes and Substitutions), the customer shall be solely responsible, at its own expense, for the overall design of its services and for any redesigning or rearrangement of its services which may be required because of changes in facilities, operations or procedures of the Telephone Company, minimum protection criteria or operating or maintenance characteristics of the facilities.

2.3.8 References to the Telephone Company

The customer may advise end users that certain services are provided by the Telephone Company in connection with the service the customer furnishes to end users; however, the customer shall not represent that the Telephone Company jointly participates in the customer's services.

ACCESS SERVICE

2. General Regulations (Cont'd)2.3 Obligations of the Customer (Cont'd)2.3.9 Claims and Demands for Damages

- (A) With respect to claims of patent infringement made by third persons, the customer shall defend, indemnify, protect and save harmless the Telephone Company from and against all claims arising out of the combining with, or use in connection with, the services provided under this tariff, any circuit, apparatus, system or method provided by the customer.
- (B) The customer shall defend, indemnify and save harmless the Telephone Company from and against any suits, claims, losses and damages, including punitive damages, attorney fees and court costs by third persons arising out of the construction, installation, operation, maintenance, or removal of the customer's circuits, facilities, or equipment connected to the Telephone Company's services provided under this tariff including, without limitation, Worker's Compensation claims, actions for infringement of copyright and/or unauthorized use of program material, libel and slander actions based on the content of communications transmitted over the customer's circuits, facilities or equipment, and proceedings to recover taxes, fines, or penalties for failure of the customer to obtain or maintain in effect any necessary certificates, permits, licenses, or other authority to acquire or operate the services provided under this tariff; provided, however, the foregoing indemnification shall not apply to suits, claims, and demands to recover damages for damage to property, death, or personal injury unless such suits, claims or demands are based on the tortious conduct of the customer, its officers, agents or employees.
- (C) The customer shall defend, indemnify and save harmless the Telephone Company from and against any suits, claims, losses or damages, including punitive damages, attorney fees and court costs by the customer or third parties arising out of any act of omission of the customer in the course of using services provided under this tariff.

ACCESS SERVICE

2. General Regulations (Cont'd)2.3 Obligations of the Customer (Cont'd)2.3.10 Coordination with Respect to Network Contingencies

The customer shall, in cooperation with the Telephone Company, coordinate in planning the actions to be taken to maintain maximum network capability following natural or man-made disasters which affect telecommunications services.

2.3.11 Jurisdictional Report and Certification Requirements(A) Certification Requirements - Special Access, Digital Subscriber Line Access, and Public Packet Data Network Services(C)
|
(C)

When the customer orders Special Access Service, Digital Subscriber Line Access Service*, or Public Packet Data Network Service, and the customer certifies to the Telephone Company in writing that more than ten percent of the traffic is interstate, the service is considered to be interstate and is provided under this Tariff.

(C)
(C)

Following initial certification, should the jurisdictional nature of the customer's Special Access, Digital Subscriber Line Access, or Public Packet Data Network Services change, the customer should inform the Telephone Company in writing of the change. The effective date of the change will be the date the Telephone Company receives the customer's notice of change. No charge applies for the jurisdictional change.

(C)
(C)(B) Disputes Involving Jurisdictional Certification - Special Access

If a dispute arises concerning the certification of projected interstate traffic as described in (A) above, the Telephone Company will ask the customer to provide the data the customer used to determine that more than 10% of the traffic is interstate. The customer shall supply the data within thirty (30) days of the Telephone Company request. If the reply results in a jurisdictional change of a Special Access Service, the effective date of the change will be the date the Telephone Company receives the customer's reply. There is no charge when the customer's reply results in a jurisdictional change in the Special Access Service. No changes will be made to existing interstate percentages until the requested detail has been provided to warrant such change.

(TR71)

* Digital Subscriber Line Access Service used for connections to the Internet is (N) classified as interstate service provided under this tariff in compliance with the Federal Communications Commission's Memorandum Opinion and Order released October 30, 1998 (FCC98-292).

(N)

(TR71)

Issued: April 15, 1999

Effective: May 1, 1999

One Allied Drive
Little Rock, Arkansas 72203

ACCESS SERVICE

2. General Regulations (Cont'd)2.3 Obligations of the Customer (Cont'd)2.3.11 Jurisdictional Report and Certification Requirements(C) Jurisdictional Reports - Switched Access

For Switched Access Service, the Telephone Company cannot in all cases determine the jurisdictional nature of customer traffic and its related access minutes. In such cases the customer may be called upon to provide a projected estimate of its traffic, split between the interstate and intrastate jurisdictions. The following regulations govern such estimates, their reporting by the customer and cases where the Telephone Company will develop jurisdictional percentages.

(1) General

When a customer initially orders Switched Access Service, the customer shall state in its order the Percent Interstate Usage (PIU) on a state wide, LATA , or billing account number level (at the option of the customer) on a local exchange company specific basis, separately for each of the following:

- Feature Group A (FGA)
- Feature Group B (FGB)
- Feature Group D (FGD)
- 500 Service Access
- 700 Service Access
- 800/888/877 Service Access
- 900 Service Access
- Switched Entrance Facilities
- Direct Trunk Transport
- Switched Transport Multiplexing Equipment
- Carrier Identification Parameter (CIP)

(C)

The PIU factor provided for each of the foregoing facilities categories (Switched Entrance Facilities, Switched Direct Trunk Transport, and Switched Transport Multiplexing Equipment and CIP) shall reflect the combination of all traffic types which traverse such facility category.

(TR64)

ACCESS SERVICE

2. General Regulations (Cont'd)2.3 Obligations of the Customer (Cont'd)(Cont'd) 2.3.11 Jurisdictional Report and Certification Requirements(C) Jurisdictional Reports - Switched Access (Cont'd)(1) General (Cont'd)

Additionally, upon employing the 700 Service Access Code over Feature Group D Switched Access Services, the customer must provide the Company the PIU for the 700 calls. A PIU of less than one-hundred percent is not allowed in those LATA's where the service is not available as an intrastate access service. The customer shall report the PIU on a statewide, LATA or billing account number level (at the option of the customer) on a local exchange company specific basis. (T)

Pursuant to Federal Communications Commission Order FCC 85-145 released April 16, 1985, interstate usage is to be developed as though every call that enters a customer network at a point within the same state as that in which the called station (as designated by the called station number) is situated, is an intrastate communication and every call for which the point of entry is in a state other than that where the called station (as designated by the called number) is situated is an interstate communication.

The customer shall furnish to the Company annually a report of the actual PIU on a statewide, LATA or billing account number level (at the option of the customer) on a local exchange company specific basis, separately for each of the services listed previously in 2.3.11(e)(1). The customer, at its own option, may report revised PIU's more frequently if a change warrants an update before the annual period. These updates should be made to the Telephone Company on the first day of the next available quarter (January, July, or October). The annual report of revised PIU's should be received by the first of March of each year. The report should show revised interstate percentages of use representing interstate usage for the past calendar year period, for each interstate service. The revised percentage will be (T)

(TR55)

ACCESS SERVICE

2. General Regulations (Cont'd)2.3 Obligations of the Customer (Cont'd)(Cont'd) 2.3.11 Jurisdictional Report and Certification Requirements(C) Jurisdictional Reports - Switched Access (Cont'd)(1) General (Cont'd)

implemented July 1, and will serve as the (T) interstate percentage for the next twelve months billing. If the customer does not supply the report, the Telephone Company will assume the percentages to be the same as those provided in the last report. For those cases in which a report has never been received from the customer, the Telephone Company will assume the percentages to be the same as those provided in the order for service as set forth in (2) following.

The customer shall compute the PIU using the following formula (rounded to a whole percentage).

$$\frac{\text{Interstate Minutes}}{\text{Total Minutes}}$$

When Special Access service is provided on a Switched Access facility, e.g., Special access DS1 on a Switched Access DS3, the facility will be apportioned between Switched Access and Special Access. The jurisdiction of the Special access service shall reflect the composite of the jurisdiction of the lower capacity services, if any, of which it is comprised.

(TR55)

ACCESS SERVICE

2. General Regulations (Cont'd)2.3 Obligations of the Customer (Cont'd)2.3.11 Jurisdictional Report and Certification Requirements (Cont'd)(C) Jurisdictional Reports - Switched Access (Cont'd)(2) Feature Groups A and B

- (a) When a customer orders Feature Group A and/or Feature Group B Switched Access Service the customer shall, in its order, state the projected interstate percentage for interstate usage for each Feature Group A and/or Feature Group B Switched Access Service group ordered. (T)
The term group shall be construed to mean single lines or trunks as well. If the customer adds or discontinues some but not all of the Feature Group A and/or Feature Group B Switched Access Services in a group, it shall provide a revised projected interstate percentage for the overall services provided. The revised report will serve as the basis for future billing and will be effective on the next bill date. (T)
(C)
- (b) For multiline hunt group or trunk group arrangements where either the interstate or the intrastate charges are based on measured usage, the interstate Feature Group A and/or Feature Group B Switched Access Service(s) information reported as set forth in (a) and (b) preceding will be used to determine the charges. (T)
(C)

For all groups the number of access minutes (either measured or assumed) for a group will be multiplied by the projected interstate percentage to develop the interstate access minutes. The number of access minutes for the group minus the developed interstate access minutes for the group will be the developed intrastate access minutes.

(TR54)

ACCESS SERVICE

2. General Regulations (Cont'd)2.3 Obligations of the Customer (Cont'd)2.3.11 Jurisdictional Report Requirements (Cont'd)(C) Jurisdictional Reports - Switched Access (Cont'd)(3) Feature Groups C and D

When a customer orders Feature Group C or Feature Group D Switched Access Service(s) the customer may be required to provide the projected interstate usage for each end office in its order. The Telephone Company, where the jurisdiction can be determined from the call detail, will bill according to the call detail.

(C)

(C)

(D)

(D)

The Telephone Company, where the jurisdiction can not be determined from the call detail, will determine the projected interstate percentages as follows:

- When originating call details are insufficient to determine the jurisdiction for the call (e.g. 800/888/877 Access Service), the customer must supply the projected interstate percentage.

(TR86)

ACCESS SERVICE

2. General Regulations (Cont'd)2.3 Obligations of the Customer (Cont'd)2.3.11 Jurisdictional Report Requirements (Cont'd)(C) Jurisdictional Reports - Switched Access (Cont'd)(3) Feature Groups C and D

- For terminating access minutes, the customer may supply the interstate percentage or the customer may allow their originating access minute percentage to be used to develop the projected interstate percentage for such terminating access minutes. Customers choosing not to supply a PIU for terminating Feature Group C or D switched access service may continue to allow the Company to develop this PIU based upon the percentage for originating access minutes. This percentage shall be used by the Company as the interstate percentage for such call detail.

(C)
(C)

(D)

(D)

When a customer employs the use of 700 or 900 Service Access Codes over Feature Group D switched access, the customer must provide the Company with the projected percentage of interstate use for the 700 or 900 calls made. The remaining percentage will be treated as the intrastate percentage.

(TR86)

ACCESS SERVICE

2. General Regulations (Cont'd)2.3 Obligations of the Customer (Cont'd)(Cont'd) 2.3.11 Jurisdictional Report and Certification Requirements(D) Billing Disputes Involving Jurisdictional Reports - Switched Access

For Switched Access, if a billing dispute arises involving the projected interstate percentage, the

Telephone Company will ask the customer to provide the data the customer used to determine the projected interstate percentage. The customer shall supply the data within 30 days of the Telephone Company request. The customer shall keep, for a minimum of 12 months, records of call detail from which the percentage of interstate use can be ascertained and upon request of the Telephone Company make the records available for inspection as reasonably necessary for purposes of verification of the percentage. At a minimum for annual PIU revisions, the information used by the Customer to support the revised PIU must reflect usage (either actual or a representative sample) for each quarter of the prior calendar year. No change will be made to existing interstate percentages until the detail has been provided to warrant such change.

(T)

(C)

(C)

2.3.12 Determination of Interstate Charges for Mixed Interstate and Intrastate Switched Access Service

When mixed interstate and intrastate Switched Access Service is provided, all charges (i.e., nonrecurring, monthly and/or usage) including optional features charges, will be prorated between interstate and intrastate. The percentage determined as set forth in 2.3.11 preceding will serve as the basis for prorating the charges unless the Telephone Company is billing according to actuals by jurisdiction. The percentage of an Access Service to be charged as interstate is applied in the following manner:

(A) Monthly and Nonrecurring Charges

For monthly and nonrecurring chargeable rate elements, multiply the percent interstate use times the quantity of chargeable elements times the stated tariff rate.

(B) Usage Sensitive Charges

For usage sensitive (i.e., access minutes and calls) chargeable rate elements, multiply the percent interstate use times actual use (i.e., measured or Telephone Company assumed average use) times the stated tariff rate.

The interstate percentage may change as revised usage reports are submitted as set forth in 2.3.11 preceding.

(TR54)

ACCESS SERVICE

2. General Regulations (Cont'd)2.4 Payment Arrangements and Credit Allowances2.4.1 Payment of Rates, Charges and Deposits(A) Deposits

The Telephone Company will only require a customer which has a proven history of late payments to the Telephone Company or does not have established credit, to make a deposit prior to or at any time after the provision of a service to the customer. No such deposit will be required of a customer which is a successor of a company which has established credit and has no history of late payments to the Telephone Company. Such deposit will not exceed the actual or estimated rates and charges for the service for a two month period. The fact that a deposit has been made in no way relieves the customer from complying with the Telephone Company's regulations as to the prompt payment of bills. At such time as the provision of the service to the customer is terminated, the amount of the deposit will be credited to the customer's account and any credit balance which may remain will be refunded.

Such a deposit will be refunded or credited to the account when the customer has established credit or, in any event, after the customer has established a one-year prompt payment record at any time prior to the termination of the provision of the service to the customer. In case of a cash deposit, for the period the deposit is held by the Telephone Company, the customer will receive interest at the same percentage rate as that set forth in (C)(2)(a) or in (C)(2)(b) following, whichever is lower.

The rate will be compounded daily for the number of days from the date the customer deposit is received by the Telephone Company to and including the date such deposit is credited to the customer's account or the date the deposit is refunded by the Telephone Company. Should a deposit be credited to the customer's account, as indicated above, no interest will accrue on the deposit from the date such deposit is credited to the customer's account.

(TR54)

ACCESS SERVICE

2. General Regulations (Cont'd)2.4 Payment Arrangements and Credit Allowances (Cont'd)2.4.1 Payment of Rates, Charges and Deposits (Cont'd)(B) Bill Dates

The Telephone Company shall bill on a current basis all charges incurred by and credits due to the customer under this tariff attributable to services established or discontinued during the preceding billing period. In addition, the Telephone Company shall bill in advance charges for all services to be provided during the ensuing billing period except for charges associated with service usage and for the Federal Government which will be billed in arrears. The bill day (i.e., the billing date of a bill for a customer for Access Service under this tariff), the period of service each bill covers and the payment date will be as follows:

(1) End User Access Service, Digital Subscriber Line Access Service, and Presubscription

For End User Access Service, Digital Subscriber Line Access Service, and Presubscription Service, the Telephone Company will establish a bill day each month for each end user account or advise the customer in writing of an alternate billing schedule.

Alternate billing schedules shall not be established on less than 60 days notice or initiated by the Telephone Company more than twice in any consecutive 12 month period. The bill will cover End User Access Service and Digital

Subscriber Line Access Service charges for the ensuing billing period except for End User Access Service and Digital Subscriber Line Access Service for the Federal

Government which will be billed in arrears. Any applicable Presubscription Charges, any known unbilled charges for prior periods and any known unbilled adjustments for prior periods for End User Access Service, Digital Subscriber Line Access Service, and

Presubscription Service will be applied to this bill. Such bills are due when rendered.

(TR71)

ACCESS SERVICE

2. General Regulations (Cont'd)2.4 Payment Arrangements and Credit Allowances (Cont'd)2.4.1 Payment of Rates, Charges and Deposits (Cont'd)(B) Bill Dates (Cont'd)

- (2) Access Services Other Than End User, Digital Subscriber Line, and Presubscription (C)
(C)

For Service other than End User Access Service, Digital Subscriber Line Access Service, and Presubscription Service, the Telephone Company will establish a bill day each month for each customer account or advise the customer in writing of an alternate billing schedule. Alternate billing schedules shall not be established on less than 60 days notice or initiated by the Telephone Company more than twice in any consecutive 12 month period. (C)

The bill will cover nonusage sensitive service charges for the ensuing billing period for which the bill is rendered, any known unbilled nonusage sensitive charges for prior periods and unbilled usage charges for the period after the last bill day through the current bill day. Any known unbilled usage charges for prior periods and any known unbilled adjustments will be applied to this bill. Payment for such bills is due in immediately available funds by the payment date, as set forth in (C) following. If payment is not received by the payment date, a late payment penalty will apply as set forth in (C) following.

(C) Payment Dates and Late Payment Penalties

- (1) All bills dated as set forth in (B)(2) preceding for service, other than End User Service, Digital Subscriber Line Access Service, and Presubscription Service, provided to the customer by the Telephone Company are due 31 days (payment date) after the bill day or by the next bill date (i.e., same date in the following month as the bill date), whichever is the shortest interval, except as provided herein, and are payable in immediately available funds. If the customer does not receive a bill at least 20 days prior to the 31 day payment due date, then the bill shall be considered delayed. (C)
(C)

(TR71)

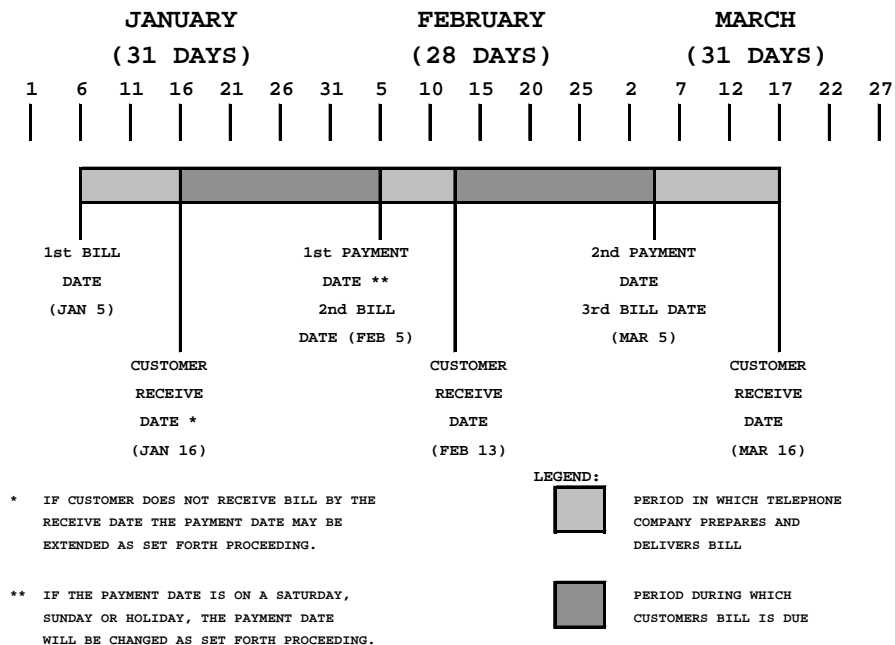
ACCESS SERVICE

2. General Regulations (Cont'd)2.4 Payment Arrangements and Credit Allowances (Cont'd)2.4.1 Payment of Rates, Charges and Deposits (Cont'd)(C) Payment Dates and Late Payment Penalties (Cont'd)

When the bill has been delayed, upon request of the customer the due date will be extended by the number of days the bill was delayed. Such request of the customer must be accompanied with proof of late bill receipt.

If such payment date would cause payment to be due on a Saturday, Sunday or Legal Holiday, payment for such bills will be due from the customer as follows:

- If the payment date falls on a Sunday or on a Legal Holiday which is observed on a Monday, the payment date shall be the first non-Holiday day following such Sunday or Legal Holiday.
- If the payment date falls on a Saturday or on a Legal Holiday which is observed on Tuesday, Wednesday, Thursday or Friday, the payment date shall be the last non-Holiday day preceding such Saturday or Legal Holiday.

EXAMPLE: CALCULATION OF PAYMENT DATES

ACCESS SERVICE

2. General Regulations (Cont'd)2.4 Payment Arrangements and Credit Allowances (Cont'd)2.4.1 Payment of Rates, Charges and Deposits (Cont'd)(C) Payment Dates and Late Payment Penalties (Cont'd)

(2) Further, if no payment is received by the payment date or if a payment or any portion of a payment is received by the Telephone Company after the payment date as set forth in (1) preceding, or if a payment or any portion of a payment is received by the Telephone Company in funds which are not immediately available to the Telephone Company, then a late payment penalty shall be due to the Telephone Company. The late payment penalty shall be the payment or the portion of the payment not received by the payment date times a late factor. The late factor shall be the lesser of:

(a) the highest interest rate (in decimal value) which may be levied by law for commercial transactions, compounded daily for the number of days from the payment date to and including the date that the customer actually makes the payment to the Telephone Company, or

(b) 0.000292 per day, compounded daily for the number of days from the payment date to and including the date that the customer actually makes the payment to the Telephone Company.

(D) Valid Billing Dispute

A valid billing dispute consists of written documentation specifically listing the total dollar amount of the dispute, specific rate elements being disputed and their dollar amounts. The dispute must be received in writing within 30 days after the due date of the bill. At least one of the seven following reasons must be given for the dispute to be considered valid.

1. Incorrect Rate
2. Error in quantity (i.e. minutes or quantity of circuits incorrect.)
3. Service no longer exists
4. Invalid factors
5. Incorrect customer being billed
6. Invalid Purchase Order Number (PON)
7. Backbilling

(N)

(N)

Information previously found on this page now Page 2-28.1

(TR55)

Issued: September 22, 1997

Effective: October 7, 1997

One Allied Drive
Little Rock, Arkansas 72203

ACCESS SERVICE

2. General Regulations (Cont'd)2.4 Payment Arrangements and Credit Allowances (Cont'd)2.4.1 Payment of Rates, Charges and Deposits (Cont'd)(C) Payment Dates and Late Payment Penalties (Cont'd)(D) Valid Billing Disputes (Cont'd)

Refusal to pay an entire bill or any portion thereof without written supporting documentation, will not be considered a valid dispute and will be handled as a non payment in accordance with section 2.4.1 (C) above. These provisions do not negate the customers right in any way to file a complaint with the F.C.C., pursuant to Section 208 of the Communications Act of 1934 as amended. (X) (N)
(X) (N)

(E) Billing Disputes Resolved in Favor of the Telephone Company

Late payment charges will apply to amounts withheld pending settlement of the dispute. Late payment charges are calculated as set forth in (C)(2) preceding except that when the customer disputes the bill on or before the payment date and pays the undisputed amount on or before the payment date, the penalty interest period shall not begin until 10 days following the payment date.

(X) Issued on not less than 1 days' notice under authority of Special Permission No. 97-298 of the Federal Communications Commission.

(TR56)

Issued: October 3, 1997

Effective: October 7, 1997

One Allied Drive
Little Rock, Arkansas 72203

ACCESS SERVICE

2. General Regulations (Cont'd)2.4 Payment Arrangements and Credit Allowances (Cont'd)2.4.1 Payment of Rates, Charges and Deposits (Cont'd)(F) Billing Disputes Resolved in Favor of the Customer (T)

If the customer pays the total billed amount and disputes all or part of the amount, the Telephone Company will refund any overpayment. In addition, the Telephone Company will pay to the customer penalty interest on the overpayment. When a claim is filed within 90 days of the due date, the penalty interest period shall begin on the payment date. When a claim is filed more than 90 days after the due date, the penalty interest period shall begin from the date of the claim or the date of overpayment, whichever is later.

The penalty interest period shall end on the date that the Telephone Company actually refunds the overpayment to the customer. The penalty interest rate shall be the lesser of:

- (1) the highest interest rate (in decimal value) which may be levied by law for commercial transactions, compounded daily for the number of days from the first date to and including the last date of the period involved, or
- (2) 0.000292 per day, compounded daily for the number of days from the first date to and including the last date of the period involved.

(G) Proration of Charges (T)

Adjustments for the quantities of services established or discontinued in any billing period beyond the minimum period set forth for services in other sections of this tariff will be prorated to the number of days based on a 30 day month. The Telephone Company will, upon request, furnish within 30 days of a request and at no charge to the customer such detailed information as may reasonably be required for verification of any bill.

(TR55)

ACCESS SERVICE

2. General Regulations (Cont'd)2.4 Payment Arrangements and Credit Allowances (Cont'd)2.4.1 Payment of Rates, Charges and Deposits (Cont'd)(H) Rounding of Charges

When a rate as set forth in this tariff is shown to more than two decimal places, the charges will be determined using the rate shown. The resulting amount will then be rounded to the nearest penny (i.e., rounded to two decimal places).

2.4.2 Minimum Periods

The minimum period for which services are provided and for which rates and charges are applicable is one month except for the following, or as otherwise specified:

- Switched Access usage rated services (T)
- Directory Assistance usage rated services (T)
- Switched Access High Capacity DS3 Entrance Facility and Direct Trunked Transport. (N)
- Switched Access Synchronous Optical Channel OC3 and OC12 Entrance Facility and Direct Trunked Transport. (N)
- Special Access Part-Time Video (T)
- Special Access Program Audio (T)
- Special Access Synchronous Optical Channel Service (T)
- Frame Relay Service (T)

The minimum period for which service is provided and for which rates and charges are applicable for a Specialized Service or Arrangement provided on an individual case basis as set forth in Section 12. following, is one month unless a different minimum period is established with the individual case filing.

When a service is discontinued prior to the expiration of the minimum period, charges are applicable, whether the service is used or not, as follows:

- (A) When a service with a one month minimum period is discontinued prior to the expiration of the minimum period, a one month charge will apply at the rate level in effect at the time service is discontinued.
- (B) When a service with a minimum period greater than one month is discontinued prior to the expiration of the minimum period, the applicable charge will be the lesser of (1) the Telephone Company's total nonrecoverable costs less the net salvage value for the discontinued service or (2) the total monthly charges, at the rate level in effect at the time service is discontinued, for the remainder of the minimum period.

(TR100)

ACCESS SERVICE

2. General Regulations (Cont'd)2.4 Payment Arrangements and Credit Allowances (Cont'd)2.4.3 Cancellation of an Order for Service

Provisions for the cancellation of an order for service are set forth in other applicable sections of this tariff.

2.4.4 Credit Allowance for Service Interruptions(A) General

A service is interrupted when it becomes unusable to the customer because of a failure of a facility component used to furnish service under this tariff or in the event that the protective controls applied by the Telephone Company result in the complete loss of service by the customer as set forth in 6.2.1 following. An interruption period starts when an inoperative service is reported to the Telephone Company, and ends when the service is operative.

(B) When a Credit Allowance Applies

In case of an interruption to any service, allowance for the period of interruption, if not due to the negligence of the customer, shall be provided.

For the following services, any period during which the error performance is below that specified for the service will be considered as an interruption:

- Digital Data (DA1 through DA6)
- High Capacity (HC1)
- Synchronous Optical Channel service (OB, OD)

(T)
|
(T)
(N)

Service interruptions for Specialized Service or Arrangements provided under Section 12. following shall be administered in the same manner as those set forth in this section (2.4.4) unless other regulations are specified with the individual case filing.

(TR100)

ACCESS SERVICE

2. General Regulations (Cont'd)2.4 Payment Arrangements and Credit Allowances (Cont'd)2.4.4 Credit Allowance for Service Interruptions (Cont'd)(B) When a Credit Allowance Applies (Cont'd)

Credit allowances are computed as follows:

- (1) Special Access Service Other than Program Audio and Video, flat rated Switched Access Service and Digital Subscriber Line Access Service rate elements

For Special Access Services other than Program Audio and Video Services, for flat rated Switched Access Service rate elements (i.e., Entrance Facility, Direct Trunked Transport, Multiplexing, Add/Drop Multiplexing, Customer Node, and Customer Premises Port), and for Digital Subscriber Line Access Service, no credit shall be allowed for an interruption of less than 30 minutes. The customer shall be credited for an interruption of 30 minutes or more at the rate of 1/1440 of the monthly charges for the facility or service for each period of 30 minutes or Major Fraction Thereof that the interruption continues.

(C)
(C)

The monthly charges used to determine the credit shall be as follows:

(a) Two-point Services

For two-point services, the monthly charge shall be the total of all the monthly rate element charges associated with the service (e.g., two channel terminations, channel mileage and optional features and functions).

(b) Multipoint Services

For multipoint services, the monthly charge shall be only the total of all the monthly rate element charges associated with that portion of the service that is inoperative (e.g., a channel termination per customer designated premises, channel mileage and optional features and functions).

(TR100)

ACCESS SERVICE

2. General Regulations (Cont'd)2.4 Payment Arrangements and Credit Allowances (Cont'd)2.4.4 Credit Allowance for Service Interruptions (Cont'd)(B) When a Credit Allowance Applies (Cont'd)

- (1) Special Access Service other than Program Audio and Video, flat rated Switched Access Service, and Digital Subscriber Line Access Service rate elements (Cont'd)

(c) Multiplexed Services

For multiplexed services, the monthly charge shall be the total of all the monthly rate element charges associated with that portion of the service that is inoperative. When the facility which is multiplexed or the multiplexer itself is inoperative, the monthly charge shall be the total of all the monthly rate element charges associated with the service to the hub and any individual services from the hub. For Special Access, those charges include Channel Termination, Channel Mileage, and Optional Features and functions. For switched Access, those Charges include Entrance Facility, Direct Trunked Transport, Multiplexing and optional features and functions such as Add/Drop Multiplexing, Customer Node, and Customer Premises Port. (T)
(C)
(C)

When the service which rides a channel of the multiplexed facility is inoperative, the monthly charge shall be the total of all the monthly rate element charges associated with that portion of the service from the hub to a customer premises (i.e., channel termination, channel mileage, Direct Trunked Transport, and optional features and functions).

- (d) Flat rated Switched Access Service and Digital Subscriber Line Access Service rate elements

For flat rated Switched Access Service rate elements, the monthly charge shall be the total of all the monthly rate element charges associated with the service (i.e., Entrance Facility, Direct Trunked Transport and Multiplexing).

For flat rated Digital Subscriber Line Access Service, the monthly charge shall be the total of the monthly rate element charges for the Digital Subscriber Line Access Service.

(TR100)

ACCESS SERVICE

2. General Regulations (Cont'd)2.4 Payment Arrangements and Credit Allowances (Cont'd)2.4.4 Credit Allowance for Service Interruptions (Cont'd)(B) When a Credit Allowance Applies (Cont'd)(2) Program Audio and Video Special Access Services

For Program Audio and Video Special Access Services, no credit shall be allowed for an interruption of less than 30 seconds. The customer shall be credited for an interruption of 30 seconds or more as follows:

- (a) For two-point services, when monthly rates are applicable, the credit shall be at the rate of 1/8640 of the monthly charges for the service for each period of 5 minutes or fraction thereof that the interruption continues.
- (b) For two-point services, when daily rates are applicable, the credit shall be at the rate of 1/288 of the daily charges for the service for each period of 5 minutes or fraction thereof that the interruption continues.
- (c) For multipoint services, when monthly rates are applicable, the credit shall be at the rate of 1/8640 of the monthly charges for each channel termination, channel mileage and optional features and functions that are inoperative for each period of 5 minutes or fraction thereof that the interruption continues.

(TR)

ACCESS SERVICE

2. General Regulations (Cont'd)2.4 Payment Arrangements and Credit Allowances (Cont'd)2.4.4 Credit Allowance for Service Interruptions (Cont'd)(B) When a Credit Allowance Applies (Cont'd)(2) Program Audio and Video Special Access Services (Cont'd)

(d) For multipoint services, when daily rates are applicable, the credit shall be at the daily rate of 1/288 of the daily charges for channel termination, channel mileage and optional features and functions that are inoperative for each period of 5 minutes or fraction thereof that the interruption continues.

(e) For multipoint services, the credit for the monthly or daily charges includes the charges for the distribution amplifier only when the distribution amplifier is inoperative.

(f) When two or more interruptions occur during a period of 5 consecutive minutes, such multiple interruptions shall be considered as one interruption.

Elements

(C)

(3) Switched Access Service Usage Rated

For Switched Access Service usage rated elements, no credit shall be allowed for an interruption of less than 24 hours. The customer shall be credited for an interruption of 24 hours or more at the rate of 1/30 of any applicable monthly rate or assumed minutes of use charge for each period of 24 hours or major fraction thereof that the interruption continues.

(C)

(TR13)

ACCESS SERVICE

2. General Regulations (Cont'd)2.4 Payment Arrangements and Credit Allowances (Cont'd)2.4.4 Credit Allowance for Service Interruptions (Cont'd)(B) When a Credit Allowance Applies (Cont'd)(4) Credit Allowances Cannot Exceed Monthly Rate

The credit allowance(s) for an interruption or for a series of interruptions shall not exceed any monthly rate for the service interrupted in any one monthly billing period.

(C) When a Credit Allowance Does Not Apply

No credit allowance will be made for:

- (1) Interruptions caused by the negligence of the customer.
- (2) Interruptions of a service due to the failure of equipment or systems provided by the customer or others.
- (3) Interruptions of a service during any period in which the Telephone Company is not afforded access to the premises where the service is terminated.
- (4) Interruptions of a service when the customer has released that service to the Telephone Company for maintenance purposes, to make rearrangements, or for the implementation of an order for a change in the service during the time that was negotiated with the customer prior to the release of that service. Thereafter, a credit allowance as set forth in (B) preceding applies.

ACCESS SERVICE

2. General Regulations (Cont'd)2.4 Payment Arrangements and Credit Allowances (Cont'd)2.4.4 Credit Allowance for Service Interruptions (Cont'd)(C) When a Credit Allowance Does Not Apply (Cont'd)

- (5) Interruptions of a service which continue because of the failure of the customer to authorize replacement of any element of special construction. The period for which no credit allowance is made begins on the seventh day after the customer receives the Telephone Company's written notification of the need for such replacement and ends on the day after receipt by the Telephone Company of the customer's written authorization for such replacement.
- (6) Periods when the customer elects not to release the service for testing and/or repair and continues to use it on an impaired basis.
- (7) An interruption or a group of interruptions, resulting from a common cause, for amounts less than one dollar.

(D) Use of an Alternative Service Provided by the Telephone Company

Should the customer elect to use an alternative service provided by the Telephone Company during the period that a service is interrupted, the customer must pay the tariffed rates and charges for the alternative service used.

ACCESS SERVICE

2. General Regulations (Cont'd)2.4 Payment Arrangements and Credit Allowances (Cont'd)2.4.4 Credit Allowance for Service Interruptions (Cont'd)(E) Temporary Surrender of a Service

In certain instances, the customer may be requested by the Telephone Company to surrender a service for purposes other than maintenance, testing or activity relating to a service order. If the customer consents, a credit allowance will be granted. The credit allowance will be 1/1440 of the monthly rate for each period of 30 minutes or fraction thereof that the service is surrendered. In no case will the credit allowance exceed the monthly rate for the service surrendered in any one monthly billing period.

2.4.5 Re-establishment of Service Following Fire, Flood or Other Occurrence(A) Nonrecurring Charges Do Not Apply

Charges do not apply for the re-establishment of service following a fire, flood or other occurrence attributed to an Act of God provided that:

- (1) The service is of the same type as was provided prior to the fire, flood or other occurrence.
- (2) The service is for the same customer.
- (3) The service is at the same location on the same premises.
- (4) The re-establishment of service begins within 60 days after Telephone Company service is available. (The 60 day period may be extended a reasonable period if the renovation of the original location on the premises affected is not practical within the allotted time period).

ACCESS SERVICE

2. General Regulations (Cont'd)2.4 Payment Arrangements and Credit Allowances (Cont'd)2.4.5 Re-establishment of Service Following Fire, Flood or Other Occurrence (Cont'd)(B) Nonrecurring Charges Apply

Nonrecurring Charges apply for establishing service at a different location on the same premises or at a different premises pending re-establishment of service at the original location.

2.4.6 Title or Ownership Rights

The payment of rates and charges by customers for the services offered under the provisions of this tariff does not assign, confer or transfer title or ownership rights to proposals or facilities developed or utilized, respectively, by the Telephone Company in the provision of such services.

2.4.7 Access Services Provided by More Than One Telephone Company

When an Access Service is provided by more than one Telephone Company, the Telephone Companies involved will mutually agree upon one of the billing methods as set forth in (B)(1) and (2) following based upon the service being provided. The Telephone Company will notify the customer in writing of the billing method being used. The customer will place the order for the service as set forth in 5.3 following dependent upon the billing method.

ACCESS SERVICE

2. General Regulations (Cont'd)2.4 Payment Arrangements and Credit Allowances (Cont'd)2.4.7 Access Services Provided by More Than One Telephone Company (Cont'd)(A) Non-Meet Point Billing/Feature Group A

(C)(x)

Non Meet Point Billing under a Revenue Sharing Agreement is the generally accepted billing method for Feature Group A Switched Access Service. At the agreement of the participating Telephone Companies, Meet Point Billing may apply to jointly provided Feature Group A services as set forth in (B) following.

(1) Single Company Billing/Revenue Sharing

All Telephone Companies jointly providing Feature Group A service will receive an order or a copy of the order, from the customer, as specified in 5.3.1(A) following. The telephone company that provides the dial tone will arrange to provide the service, determine the applicable charges and bill the customer for the entire service in accordance with its Access Services tariff as provided for under a Feature Group A Revenue Sharing Agreement.

(C)(x)

(x) Filed under authority of Special Permission No. 94-1466 of the Federal Communications Commission. The designated material represents a change in terms and conditions for customers of Sugar Land Telephone Company who, as a result of this filing, transfer from Sugar Land Telephone Company's Interstate F.C.C. No. 2 tariff to this tariff.

(TR34)

ACCESS SERVICE

2. General Regulations (Cont'd)2.4 Payment Arrangements and Credit Allowances (Cont'd)2.4.7 Access Services Provided by More Than One Telephone Company (Cont'd)(B) Meet Point Billing

Meet Point Billing is required when an access service is provided by multiple Telephone Companies for Feature Groups B, C and D Switched Access Services, and Special Access Service. It is optional for Feature Group A Switched Access Service.

Each Telephone Company jointly providing the access service will receive an order or a copy of the order from the customer as specified in 5.3.2 following and arrange to provide the service.

For usage rated access services the access minutes of use will generally be determined by the recording company. Where the recording company is not the Bill Rendering Company, the recording company will provide detailed usage records to the Bill Rendering Company to develop the access minutes.

The Bill Rendering Company is a single bill arrangement for Feature Groups B, C, and D Switched Access Services, is normally the end user's end office, for WATS usage the Bill Rendering Company is normally the WATS Serving Office, for Directory Assistance, the Bill Rendering Company is normally the Directory Assistance location. The name of the Bill Rendering Company will be included in the meet point billing notification provided to the customer by all the telephone companies on all meet point billed services.

The non Bill Rendering Company(s) is any Telephone Company(s) in whose territory a segment of the Local Transport or Channel Mileage is provided and/or where the customer's Point of Termination is located.

There are two Meet Point Billing Options, Single Bill and Multiple Bill. These billing options are explained in (1) and (2) following. When a single bill option can not be agreed to by all telephone companies providing service, the multiple bill option is the default.

(C)(x)

(C)(x)

(x) Filed under authority of Special Permission No. 94-1466 of the Federal Communications Commission. The designated material represents a change in terms and conditions for customers of Sugar Land Telephone Company who, as a result of this filing, transfer from Sugar Land Telephone Company's Interstate F.C.C. No. 2 tariff to this tariff. (TR34)

ACCESS SERVICE

2. General Regulations (Cont'd)2.4 Payment Arrangements and Credit Allowances (Cont'd)2.4.7 Access Services Provided by More Than One Telephone Company (Cont'd)(B) Meet Point Billing (Cont'd)

Each telephone company must provide meet point billing notification to the customer, in writing, when new service is ordered or thirty days prior to changing an existing meet point arrangement. The notification should include the following:

- The Meet Point Billing Option that will be used,
- The Telephone Company(s) that will render the bill(s).
- The Telephone Company(s) to whom payment(s) should be remitted, and
- The Telephone Company(s) that will provide the bill inquiry function.

A Telephone Company that renders a meet point bill, the Bill Rendering Company, will render the bill in accordance with the industry standards as described in the Multiple Exchange Carrier Access Billing (MECAB) Guidelines and the Multiple Exchange Carrier Ordering and Design (MECOD) Guidelines. The bill will include cross reference(s) to the other telephone Company(s) providing service and common circuit identifiers. Should a billing dispute arise, the terms and conditions of the Bill Rendering company will apply.

(1) Single Bill Option

The single bill option allows the customer to receive one bill for access services that are provided by more than one company. The single bill option provides the following billing alternative:

- Single Bill/Single Tariff

This option is described following in (a).

(C)(x)

(C)(x)

(x) Filed under authority of Special Permission No. 94-1466 of the Federal communications commission. The designated material represents a change in terms and conditions for customers of Sugar Land Telephone Company who, as a result of this filing, transfer from Sugar Land Telephone Company's Interstate F.C.C. No. 2 tariff to this tariff.

(TR34)

Issued: January 11, 1995

Effective: February 25, 1995

One Allied Drive
Little Rock, Arkansas 72203

ACCESS SERVICE

2. General Regulations (Cont'd)2.4 Payment Arrangements and Credit Allowances (Cont'd)2.4.7 Access Services Provided By More Than One Telephone Company (Cont'd)(B) Meet Point Billing (Cont'd)(1) Single Bill Option (Cont'd)

- (a) The single bill/single tariff bill provides a meet point bill that is billed completely at the Bill Rendering Company's tariff rates and regulations. (T)

The Bill Rendering Company will:

- determine and include on the access bill all usage data and all other recurring and nonrecurring rates and charges per its access tariff; and
- forward the bill to the customer.

The customer will remit the payment to the Bill Rendering Company.

(2) Multiple Bill Option

Under the Multiple Bill Option each company providing the access service will render an access bill to the customer for its portion of the service based on its access tariff rates and regulations. For switched access multiple bills the end office company is generally the Initial Billing Company (IBC). The IBC is the company that calculates the access minutes to be billed to the customer and provides this data to each connecting company providing service, i.e., the Subsequent Billing Company(s). Each company, IBC and SBC, will: (T)

(TR28)

ACCESS SERVICE

2. General Regulations (Cont'd)2.4 Payment Arrangements and Credit Allowances (Cont'd)2.4.7 Access Services Provided By More Than One Telephone Company (Cont'd)(B) Meet Point Billing (Cont'd)(2) Multiple Bill Option (Cont'd)

- prepare its own bill;
- determine its charge(s) for Local Transport, and/or Channel Mileage as set forth in (3) following;
- determine and include all recurring and nonrecurring rates and charges of its access tariff;
- reflect its Billing Account Reference (BAR) and all connecting company Billing Account Cross Reference (BACR) code(s);
- forward its bill to the customer.

The customer will remit payment directly to each Bill Rendering Company.

ACCESS SERVICE

2. General Regulations (Cont'd)2.4 Payment Arrangements and Credit Allowances (Cont'd)2.4.7 Access Services Provided By More Than One Telephone Company (Cont'd)(B) Meet Point Billing (Cont'd)(3) Determination of Meet Point Billed Local Transport and Channel Mileage Charges

Each Telephone Company's portion of the Local Transport and Channel mileage will be developed as follows:

- (a) Determine the appropriate Local Transport or Channel Mileage by computing the number of airline miles between the Telephone Company premises (end office, access tandem or serving wire centers for Switched Access or serving wire centers for Special Access) using the V&H method set forth respectively in 6.4.6 and 7.2.5 following.
- (b) Determine the billing percentage (BP), as set forth in NATIONAL EXCHANGE CARRIER ASSOCIATION, INC. TARIFF F.C.C. NO. 4, which represents the portion of the service provided by each Telephone Company.

ACCESS SERVICE

2. General Regulations (Cont'd)2.4 Payment Arrangements and Credit Allowances (Cont'd)2.4.7 Access Services Provided By More Than One Telephone Company (Cont'd)(B) Meet Point Billing (Cont'd)(3) Determination of Meet Point Billed Local Transport and Channel Mileage Charges (Cont'd)

(c) For Feature Groups A, B, C and D Tandem Switched Transport:

(C)

- multiply the number of originating and terminating access minutes of use times the number of airline miles, as set forth in (a) preceding, times the BP for each Telephone Company, as set forth in (b) preceding, times the Tandem Switched Facility rate;

(C)

- multiply the Tandem Switched Termination rate times the number of originating and terminating access minutes routed over the facility.

(C)

(C)

- When a tandem office is located within the operating territory of an ALLTEL Company, multiply the Tandem Switching rate times the number of originating and terminating access minutes that are switched at the tandem.

(N)

(N)

The Tandem Switched Termination rate is applied as set forth in 6.1.3(A) following. The Switched Access Nonrecurring Charges are applied as set forth in 6.4.1(B) following. (Note: The BP is not applied to the Switched Access Tandem Switched Termination rate or any Nonrecurring Charge.)

(C)

(C)

(TR13)

ACCESS SERVICE

2. General Regulations (Cont'd)2.4 Payment Arrangements and Credit Allowances (Cont'd)2.4.7 Access Services Provided By More Than One Telephone Company (Cont'd)(B) Meet Point Billing (Cont'd)(3) Determination of Meet Point Billed Local Transport and Channel Mileage Charges (Cont'd)(d) For Feature Groups A, B, C and D
Direct
Trunked Transport:

- multiply the number of airline miles, as set forth in (a) preceding, times the BP for each Telephone Company, as set forth in (b) preceding, times the Direct Trunked Facility rate.
- The Direct Trunked Termination rate is applied as set forth in 6.1.3(A) following. The Switched Access Nonrecurring Charges are applied as set forth in 6.4.1(B) following. (Note: The BP is not applied to either the Switched Access Direct Trunked Termination rate or any Nonrecurring Charge.)

(N)

(N)

(TR13)

ACCESS SERVICE

2. General Regulations (Cont'd)2.4 Payment Arrangements and Credit Allowances (Cont'd)2.4.7 Access Services Provided By More Than One Telephone Company (Cont'd)(B) Meet Point Billing (Cont'd)(3) Determination of Meet Point Billed Local Transport and Channel Mileage Charges (Cont'd)

(e) For Feature Groups A, B, C and D:

- When the end office (which may be a Remote Switching Module or WATS Serving Office) is located within the operating territory of an ALLTEL Company, multiply the Interconnection Charge rate times the number of originating and terminating access minutes that are switched at the end office.
- When the Entrance Facility and/or Multiplexing equipment is located within the operating territory of an ALLTEL Company, the Entrance Facility and/or Multiplexing charge will apply.
- The Billing Percentage (BP) is not applicable to the Residual Interconnection charge, Entrance Facility or Multiplexer.

(N)

(N)

(TR13)

ACCESS SERVICE

2. General Regulations (Cont'd)2.4 Payment Arrangements and Credit Allowances (Cont'd)2.4.7 Access Services Provided By More Than One Telephone Company (Cont'd)(B) Meet Point Billing (Cont'd)(3) Determination of Meet Point Billed Local Transport and Channel Mileage Charges (Cont'd)

(f) For Special Access, multiply the number of airline miles, as set forth in (a) preceding, times the BP for each Telephone Company, as set forth in (b) preceding, times the Channel Mileage Facility rate and add the Channel Mileage Termination rate.

(M)

(M)

The Special Access Channel Mileage Termination rate and nonrecurring charges are applied as set forth in 7.2.1(B)(2) and 7.2.2(C) following. (Note: The BP is not applied to either the Channel Mileage Termination Recurring Rate or any Nonrecurring Charge.)

(M)

(M)

(g) When three or more Telephone Companies are involved in providing an Access Service, the intermediate Telephone Company(s) will determine the appropriate charges as set forth in (c)

(M)

(M)

through (f) preceding. Additionally, when a segment of the Tandem Switched Facility, Direct Trunked Facility or Channel Mileage Facility is measured to the intermediate office(s), Tandem Switched Termination, the Direct Trunked Termination or Channel Mileage Termination rates are also applied at the intermediate Telephone Company(s) office(s).

(C)(N)

(N)

Certain regulations currently found on this page formerly appeared on original pages 2-47 and 2-48. (TR13)

ACCESS SERVICE

2. General Regulations (Cont'd)2.4 Payment Arrangements and Credit Allowances (Cont'd)2.4.7 Access Services Provided By More Than One Telephone Company (Cont'd)(B) Meet Point Billing (Cont'd)(3) Determination of Meet Point Billed Local Transport and Channel Mileage Charges (Cont'd)(h) Example - Switched Access

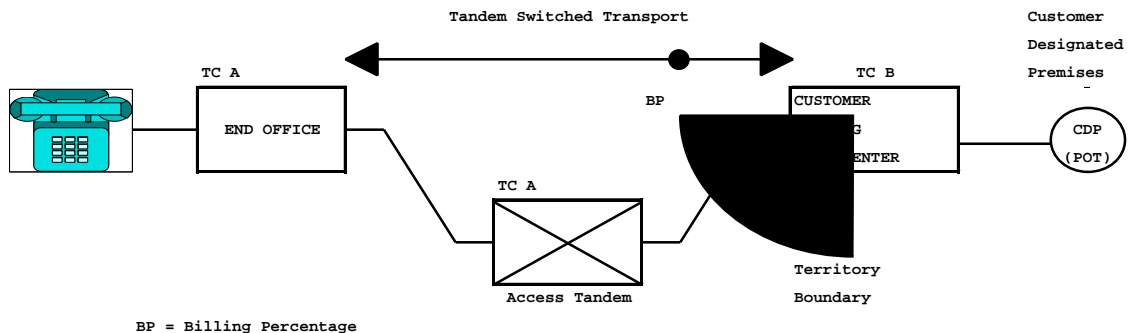
Layout

- Feature Group D
Switched Access ordered to End Office A. (T)
- End Office A is in operating territory of ALLTEL. (T)
- Customer designated premises is not in an operating territory of ALLTEL.

ALLTEL
(TC A)
Operating Territory

Telephone Company B
(TC B)
Operating Territory

(C)



(C)

Certain regulations currently found on this page formerly appeared on original page 2-49.

(TR13)

ACCESS SERVICE

2. General Regulations (Cont'd)2.4 Payment Arrangements and Credit Allowances (Cont'd)2.4.7 Access Services Provided By More Than One Telephone Company (Cont'd)(B) Meet Point Billing (Cont'd)(3) Determination of Meet Point Billed Local Transport and Channel Mileage Charges (Cont'd)(i) Example - Switched Access (Cont'd)

The following example reflects the rate calculations for an ALLTEL end office.

Rates for a Non-ALLTEL company would appear in that company's access tariff.

- Assume:

Airline miles (ALM) TC A End Office to TC B
Serving Wire Center = 22.1,
rounded = 23.

Billing Percentage (BP)

TC A = 80%

TC B = 20%

Access Minutes (AM) = 9000

Tandem Switched Facility Rate = TSF
Tandem Switched Termination Rate = TST
Tandem Switching Rate = TS
Interconnection Charge = IC
Carrier Common Line Charge = CCL
End Office Charges = EO

- ALLTEL charges are:

Tandem Switched Facility charge =
9,000 min. x 23 mi x 80% x TSF rate

Tandem Switched Termination charge =
9,000 min. x TST rate

Tandem Switching charge
= 9,000 min. X TS rate

Interconnection Charge
= 9,000 min. X IC rate

Carrier Common Line charge
= 9,000 min. X CCL rate

End Office charges
= 9,000 min. X EO rates

(TR13)

ACCESS SERVICE

2. General Regulations (Cont'd)

2.5 Connections

Equipment and Systems (i.e., terminal equipment, multiline terminating systems and communications systems) may be connected with Switched, Digital Subscriber Line, Special, and Public Packet Data Network Access Services furnished by the Telephone Company where such connection is made in accordance with the provisions specified in Technical Reference Publication AS No. 1 and in 2.1 preceding.

(C)

(C)

(TR71)

Issued: April 15, 1999

Effective: May 1, 1999

One Allied Drive
Little Rock, Arkansas 72203

ACCESS SERVICE

2. General Regulations (Cont'd)2.6 Definitions

Certain terms used herein are defined as follows:

Access Code

The term "Access Code" denotes a uniform five or seven digit access code assigned by the Telephone Company to an individual customer. The Carrier Access Code (CAC) has the form 101XXXX and the Carrier Identification Code (CIC) has the form 950-XXXX.

Access Minutes

For the purpose of calculating chargeable usage, the term "Access Minutes" denotes customer usage of exchange facilities in the provision of interstate or foreign service. On the originating end of an interstate or foreign call, usage is measured from the time the originating end user's call is delivered by the Telephone Company to and acknowledged as received by the customer's facilities connected with the originating exchange. On the terminating end of an interstate or foreign call, usage is measured from the time the call is received by the end user in the terminating exchange. Timing of usage at both originating and terminating ends of an interstate or foreign call shall terminate when the calling or called party disconnects, whichever event is recognized first in the originating and terminating exchanges, as applicable.

Access Tandem

The term "Access Tandem" denotes a Telephone Company switching system that provides a concentration and distribution function for originating or terminating traffic between end offices and a customer designated premises.

Add/Drop Multiplexing

The term "Add/Drop Multiplexing" denotes a multiplexing function offered in connection with SONET that allows lower level signals to be added or dropped from a high speed optical carrier channel in a wire center. The connection to the add/drop multiplexer is via a channel to a Central Office Port at a specific digital speed (i.e., DS3, DS1, etc.).

(N)
|
(N)

Asymmetrical Digital Subscriber Line (ADSL)

The term "Asymmetrical Digital Subscriber Line" denotes an access technology that allows voice and high speed data to be sent simultaneously over local exchange service facilities to provide high bandwidth services over the existing local distribution network.

Certain material previously found on this page can now be found on 1st Revised Page 2-53.

(TR100)

ACCESS SERVICE

2. General Regulations (Cont'd)2.6 Definitions (Cont'd)ADSL Access Port

The term "ADSL Access Port" denotes the communications port that connects the customer's subscriber loop facilities to the POTS Splitter and the Digital Subscriber Line Access Multiplexer (DSLAM) located in the Telephone Company's serving central office.

ADSL Logical Access Link

The term "ADSL Logical Access Link" denotes a virtual circuit connection that provides the equivalent of a dedicated private line service.

ADSL Network Access Link

The term "ADSL Network Access Link" denotes a path of connectivity for Corporate/Internet Service Provider hosts to connect to the Telephone Company's ADSL core network. Connectivity is performed at a DS1 level.

Answer/Disconnect Supervision

The term "Answer/Disconnect Supervision" denotes the transmission of the switch trunk equipment supervisory signal (off-hook or on-hook) to the customer's point of termination as an indication that the called party has answered or disconnected.

Attenuation Distortion

The term "Attenuation Distortion" denotes the difference in loss at specified frequencies relative to the loss at 1004 Hz, unless otherwise specified.

Balance (100 Type) Test Line

The term "Balance (100 Type) Test Line" denotes an arrangement in an end office which provides for balance and noise testing.

Bit

The term "Bit" denotes the smallest unit of information in the binary system of notation.

Business Day

The term "Business Day" denotes the times of day that a company is open for business. Generally, in the business community, these are 8:00 or 9:00 a.m. to 5:00 or 6:00 p.m., respectively, with an hour for lunch, Monday through Friday, resulting in a standard forty (40) hour work week. However, Business Day hours for the Telephone Company may vary based on company policy, union contract and location. To determine such hours for an individual company, or company location, that company should be contacted at the address shown below.

Certain material now found on this page was previously found on 3rd Revised Page 2-52.

(M)
(M)
(TR100)

ACCESS SERVICE

2. General Regulations (Cont'd)2.6 Definitions (Cont'd)Busy Hour Minutes of Capacity (BHMC)

The term "Busy Hour Minutes of Capacity (BHMC)" denotes the customer specified maximum amount of Switched Access Service access minutes the customer expects to be handled in an end office switch during any hour in an 8:00 a.m. to 11:00 p.m. period for the Feature Group Service ordered. This customer specified BHMC quantity is the input data the Telephone Company uses to determine the number of transmission paths for the Feature Group Service ordered.

Call

The term "Call" denotes a customer attempt for which complete address information (e.g., 0-, 911, or 10 digits) is provided to the serving dial tone office.

Carrier or Common Carrier

See Interexchange Carrier.

CCS

The term "CCS" denotes a hundred call seconds, which is a standard unit of traffic load that is equal to 100 seconds of usage or capacity of a group of servers (e.g., trunks).

Central Office

See End Office.

ACCESS SERVICE

2. General Regulations (Cont'd)2.6 Definitions (Cont'd)Central Office Maintenance Technician

The term "Central Office Maintenance Technician" denotes a Telephone Company employee who performs installation and/or repair work, including testing and trouble isolation, within the Telephone Company Central Office.

Central Office Prefix

The term "Central Office Prefix" denotes the first three digits (NXX) of the seven digit telephone number assigned to a customer's Telephone Exchange Service when dialed on a local basis.

Channel(s)

The term "Channel(s)" denotes an electrical or photonic, in the case of fiber optic-based transmission systems, communications path between two or more points of termination.

Channel Service Unit

The term "Channel Service Unit" denotes equipment which performs one or more of the following functions: termination of a digital facility, regeneration of digital signals, detection and/or correction of signal format error, and remote loop back.

Channelize

The term "Channelize" denotes the process of multiplexing-demultiplexing wider bandwidth or higher speed channels into narrower band-width or lower speed channels.

C-Message Noise

The term "C-Message Noise" denotes the frequency weighted average noise within an idle voice channel. The frequency weighting, called C-message, is used to simulate the frequency characteristic of the 500-type telephone set and the hearing of the average subscriber.

ACCESS SERVICE

2. General Regulations (Cont'd)2.6 Definitions (Cont'd)C-Notched Noise

The term "C-Notched Noise" denotes the C-message frequency weighted noise on a voice channel with a holding tone, which is removed at the measuring end through a notch (very narrow band) filter.

Coin Station

See Pay Telephone.

Common Line

The term "Common Line" denotes a line, trunk, pay telephone line or other facility provided under the general and/or local exchange service tariffs of the Telephone Company, terminated on a central office switch. A common line-residence is a line or trunk provided under the residence regulations of the general and/or local exchange service tariffs. A common line-business is a line provided under the business regulations of the general and/or local exchange service tariffs.

Common Channel Signaling

The term "Common Channel Signaling" (CCS) denotes a high speed packet switched communications network which is separate (out of band) from the public packet switched and message networks. Its purpose is to carry addressed signaling messages for individual trunk circuits and/or database related services between Signaling Points in the CCS network.

Communications System

The term "Communications System" denotes channels and other facilities which are capable of communications between terminal equipment provided by other than the Telephone Company.

Customer(s)

The term "Customer(s)" denotes any individual, partnership, association, joint-stock company, trust, corporation, or governmental entity or other entity which subscribes to the services offered under this tariff, including both Interexchange Carriers (ICs) and End Users.

Customer Node

The Term "Customer Node" denotes the equipment located at a customer designated premises that terminates a high speed optical channel.

(N)
|
(N)

(TR100)

ACCESS SERVICE

2. General Regulations (Cont'd)2.6 Definitions (Cont'd)Customer Designated Premises

The term "Customer Designated Premises" denotes the premises specified by the customer for the provision of Access Service. Additionally, Telephone Company Centrex CO and CO-like switches and packet switches included in Public Packet Switching Network (PPSN) Service are considered to be a customer designated premises for purposes of this tariff.

Data Transmission (107 Type) Test Line

The term "Data Transmission (107 Type) Test Line" denotes an arrangement which provides for a connection to a signal source which provides test signals for one-way testing of data and voice transmission parameters.

Decibel

The term "Decibel" denotes a unit used to express relative difference in power, usually between acoustic or electric signals, equal to ten (10) times the common logarithm of the ratio of two signal powers.

Decibel Reference Noise C-Message Weighting

The term "Decibel Reference Noise C-Message Weighting" denotes noise power measurements with C-Message Weighting in decibels relative to a reference 1000 Hz tone of 90 dB below 1 milliwatt.

Decibel Reference Noise C-Message Referenced to 0

The term "Decibel Reference Noise C-Message Referenced to 0" denotes noise power in "Decibel Reference Noise C-Message Weighting" referred to or measured at a zero transmission level point.

Detail Billing

The term "Detail Billing" denotes the listing of each message and/or rate element for which charges to a customer are due on a bill prepared by the Telephone Company.

Digital Switched 56 Service

A switched access option available with Feature Group D Access, which provides for data transmission at up to 56 kilobits per second.

(N)
|
(N)

ACCESS SERVICE

2. General Regulations (Cont'd)2.6 Definitions (Cont'd)Direct-Trunked Transport

The term "Direct-Trunked Transport" denotes switched access transport from the serving wire center to the end office or from the serving wire center to the access tandem on circuits dedicated to use of a single access customer.

(C)
|
(C)

Dual Tone Multifrequency Address Signaling

The term "Dual Tone Multifrequency Address Signaling" denotes a type of signaling that is an optional feature of Switched Access Feature Group A. It may be utilized when Feature Group A is being used in the terminating direction (from the point of termination with the customer to the local exchange end office). An office arranged for Dual Tone Multifrequency Signaling would expect to receive address signals from the customer in the form of Dual Tone Multifrequency signals.

Echo Control

The term "Echo Control" denotes the control of reflected signals in a telephone transmission path.

Echo Path Loss

The term "Echo Path Loss" denotes the measure of reflected signal at a 4-wire point of interface without regard to the send and receive Transmission Level Point.

Echo Return Loss

The term "Echo Return Loss" denotes a frequency weighted measure of return loss over the middle of the voiceband (approximately 500 to 2500 Hz), where talker echo is most annoying.

(TR13)

Issued: September 1, 1993

Effective: December 1, 1993

One Allied Drive
Little Rock, Arkansas 72203

ACCESS SERVICE

2. General Regulations (Cont'd)2.6 Definitions (Cont'd)Effective 2-Wire

The term "Effective 2-Wire" denotes a condition which permits the simultaneous transmission in both directions over a channel, but it is not possible to insure independent information transmission in both directions. Effective 2-wire channels may be terminated with 2-wire or 4-wire interfaces.

Effective 4-Wire

The term "Effective 4-Wire" denotes a condition which permits the simultaneous independent transmission of information in both directions over a channel. The method of implementing effective 4-wire transmission is at the discretion of the Telephone Company (physical, time domain, frequency-domain separation or echo cancellation techniques). Effective 4-wire channels may be terminated with a 2-wire interface at the customer's premises. However, when terminated 2-wire, simultaneous independent transmission cannot be supported because the two wire interface combines the transmission paths into a single path.

End Office

The term "End Office" denotes a local Telephone Company switching system where Telephone Exchange Service customer station loops are terminated for purposes of interconnection to each other and to trunks. This term includes Remote Switching Modules/Systems served by a Host Central Office in a different wire center.

End User

The term "End User" means any customer of an interstate or foreign telecommunications service that is not a carrier, except that a carrier other than a telephone company shall be deemed to be an "end user" when such carrier uses a telecommunications service for administrative purposes, and a person or entity that offers telecommunications service exclusively as a reseller shall be deemed to be an "end user" if all resale transmissions offered by such reseller originate on the premises of such reseller.

ACCESS SERVICE

2. General Regulations (Cont'd)2.6 Definitions (Cont'd)Enhanced Service

The term "Enhanced Service", as defined in Part 64 of the F.C.C.'s Rules and Regulations, are services "...offered over common carrier transmission facilities used in interstate communications, which employ computer processing applications that act on the format, content, code, protocol or similar aspects of the subscriber's transmitted information; provide the subscriber additional, different, or restructured information; or involve subscriber interaction with stored information."

Entrance Facility

The term "Entrance Facility" denotes a Switched Access Service dedicated Local Transport facility between the customer's serving wire center and the customer designated premises.

(N)

(N)

Entry Switch

See First Point of Switching.

Envelope Delay Distortion

The term "Envelope Delay Distortion" denotes a measure of the linearity of the phase versus frequency of a channel.

Equal Level Echo Path Loss

The term "Equal Level Echo Path Loss" (ELEPL) denotes the measure of Echo Path Loss (EPL) at a 4-wire interface which is corrected by the difference between the send and receive Transmission Level Point (TLP).
[ELEPL = EPL - TLP (send) + TLP (receive)].

Exchange

The term "Exchange" denotes a unit generally smaller than a local access and transport area, established by the Telephone Company for the administration of communications service in a specified area which usually embraces a city, town or village and its environs. It consists of one or more central offices together with the associated facilities used in furnishing communications service within that area. The exchange includes any Extended Area Service area that is an enlargement of a Telephone Company's exchange area to include nearby exchanges. One or more designated exchanges comprise a given local access and transport area.

Exit Message

The term "Exit Message" denotes an SS7 message sent to an end office by the Telephone Company's tandem switch to mark the Carrier Connect Time when the Telephone Company's tandem switch sends an Initial Address Message to an interexchange customer.

(TR13)

ACCESS SERVICE

2. General Regulations (Cont'd)2.6 Definitions (Cont'd)Expected Measured Loss

The term "Expected Measured Loss" denotes a calculated loss which specifies the end-to-end 1004-Hz loss on a terminated test connection between two readily accessible manual or remote test points. It is the sum of the inserted connection loss and test access loss including any test pads.

Extended Area Service

See Exchange.

First Point of Switching

The term "First Point of Switching" denotes the first Telephone Company at which switching occurs on the terminating path of a call proceeding from the customer designated premises to the terminating end office and, at the same time, the last Telephone Company at which switching occurs on the originating path of a call proceeding from the originating end office to the customer designated premises.

Frequency Shift

The term "Frequency Shift" denotes the change in the frequency of a tone as it is transmitted over a channel.

Grandfathered

The term "Grandfathered" denotes Terminal Equipment, Multiline Terminating Systems and Protective Circuitry directly connected to the facilities utilized to provide services under the provisions of this tariff, and which are considered grandfathered under Title 47 of the Code of Federal Regulations.

Host Central Office

The term "Host Central Office" denotes an electronic local Telephone Company End Office where Telephone Exchange Service customer station loops are terminated for purposes of interconnection to each other and to trunks. Additionally, this type of End Office contains the central call processing functions which service itself and its Remote Switching Modules/Systems.

Hub

A wire center at which bridging or multiplexing functions performed for customers served out of any wire center.

(N)
|
(N)

ACCESS SERVICE

2. General Regulations (Cont'd)2.6 Definitions (Cont'd)Immediately Available Funds

The term "Immediately Available Funds" denotes a corporate or personal check drawn on a bank account and funds which are available for use by the receiving party on the same day on which they are received and include U.S. Federal Reserve bank wire transfers, U.S. Federal Reserve notes (paper cash), U.S. coins, U.S. Postal Money Orders and New York Certificates of Deposit.

Impedance Balance

The term "Impedance Balance" denotes the method of expressing Echo Return Loss and Singing Return Loss at a 4-wire interface whereby the gains and/or loss of the 4 wire portion of the transmission path, including the hybrid, are not included in the specification.

Impulse Noise

The term "Impulse Noise" denotes any momentary occurrence of the noise on a channel over a specified level threshold. It is evaluated by counting the number of occurrences which exceed the threshold.

Individual Case Basis

The term "Individual Case Basis" denotes a condition in which the regulations, if applicable, rates and charges for an offering under the provisions of this tariff are developed based on the circumstances in each case.

Initial Address Message

The term "Initial Address Message" denotes an SS7 message sent in the forward direction to initiate trunk set up, reserve an outgoing trunk and process the information about that trunk along with other data relating to the routing and handling of the call to the next switch.

(N)

(N)

Inserted Connection Loss

The term "Inserted Connection Loss" denotes the 1004 Hz power difference (in dB) between the maximum power available at the originating end and the actual power reaching the terminating end through the inserted connection.

(TR6)

ACCESS SERVICE

2. General Regulations (Cont'd)2.6 Definitions (Cont'd)Installation and Repair Technician

The term "Installation and Repair Technician" denotes a Telephone Company employee who performs installation and/or repair work, including testing and trouble isolation, outside of the Telephone Company Central Office and generally at the customer designated premises.

Interexchange Carrier (IC) or Interexchange Common Carrier

The terms "Interexchange Carrier" (IC) or "Interexchange Common Carrier" denotes any individual, partnership, association, joint-stock company, trust, governmental entity or corporation engaged for hire in interstate or foreign communication by wire or radio, between two or more exchanges.

Intermodulation Distortion

The term "Intermodulation Distortion" denotes a measure of the nonlinearity of a channel. It is measured using four tones, and evaluating the ratios (in dB) of the transmitted composite four-tone signal power to the second-order products of the tones (R2), and the third-order products of the tones (R3).

Interstate Communications

The term "Interstate Communications" denotes both interstate and foreign communications.

Intrastate Communications

The term "Intrastate Communications" denotes any communications within a state subject to oversight by a state regulatory commission as provided by the laws of the state involved.

Interstate Telecommunications Service Provider

The term "Interstate Telecommunications Service Provider" denotes any individual, partnership, association, joint-stock company, trust, governmental entity or corporation engaged for hire in interstate or foreign communication by wire or radio, between two or more exchanges and includes Interexchange Carriers, Operator Service Providers, Enhanced Service Providers and any other provider of interstate telecommunications service.

(N)

(N)

(TR15)

ACCESS SERVICE

2. General Regulations (Cont'd)2.6 Definitions (Cont'd)Legal Holiday

The term "Legal Holiday" denotes days other than Saturday or Sunday for which the Telephone Company is normally closed. These include New Year's Day, Independence Day, Thanksgiving Day, Christmas Day and a day when Washington's Birthday, Memorial Day or Columbus Day is legally observed and other locally observed holidays when the Telephone Company is closed.

Line Side Connection

The term "Line Side Connection" denotes a connection of a transmission path to the line side of a local exchange switching system.

Local Access and Transport Area (LATA)

The term "Local Access and Transport Area" denotes a geographic area established for the provision and administration of communications service. It encompasses one or more designated exchanges, which are grouped to serve common social, economic and other purposes.

Loss Deviation

The term "Loss Deviation" denotes the variation of the actual loss from the designed value.

Major Fraction Thereof

The term "Major Fraction Thereof" denotes any period of time in excess of 1/2 of the stated amount of time. As an example, in considering a period of 24 hours, a major fraction thereof would be any period of time in excess of 12 hours exactly. Therefore, if a given service is interrupted for a period of thirty-six hours and fifteen minutes, the customer would be given a credit allowance for two twenty-four hour periods for a total of forty eight hours.

Message

The term "Message" denotes a "call" as defined preceding.

ACCESS SERVICE

2. General Regulations (Cont'd)2.6 Definitions (Cont'd)Milliwatt (102 Type) Test Line

The term "Milliwatt (102 Type) Test Line" denotes an arrangement in an end office which provides a 1004 Hz tone at 0 dBm0 for one-way transmission measurements towards the customers's premises from the Telephone Company end office.

(D)

(D)

Network Control Signaling

The term "Network Control Signaling" denotes the transmission of signals used in the telecommunications system which perform functions such as supervision (control, status, and charge signals), address signaling (e.g., dialing), calling and called number identifications, rate of flow, service selection error control and audible tone signals (call progress signals indicating re-order or busy conditions, alerting, coin denominations, coin collect and coin return tones) to control the operation of the telecommunications system.

Nonsynchronous Test Line

The term "Nonsynchronous Test Line" denotes an arrangement in step-by-step end offices which provides operational tests which are not as complete as those provided by the synchronous test lines, but can be made more rapidly.

North American Numbering Plan

The term "North American Numbering Plan" denotes a three-digit area code (Numbering Plan Area - NPA) and a seven-digit telephone number made up of a three-digit Central Office prefix plus a four-digit station number.

Off-hook

The term "Off-hook" denotes the active condition of Switched Access or a Telephone Exchange Service line.

ACCESS SERVICE

2. General Regulations (Cont'd)2.6 Definitions (Cont'd)On-hook

The term "On-hook" denotes the idle condition of Switched Access or a Telephone Exchange Service line.

Open Circuit Test Line

The term "Open Circuit Test Line" denotes an arrangement in an end office which provides an ac open circuit termination of a trunk or line by means of an inductor of several Henries.

Optical Carrier Channel

The term "Optical Carrier Channel" denotes the high speed optical communications path for transporting information utilizing a Synchronous Optical Channel platform. The channel is provided at transmission rates of 155.52 Mbps (OC3) and 622.08 Mbps (OC12).

Optical Carrier Rate (OC-N)

The term "Optical Carrier Rate" denotes the line rate being transmitted on an optical carrier channel. A SONET transmission rate is equivalent to "N" times the OC1 line rate of 51.84 Mbps.

Optical Carrier Rate Concatenated

The term "Optical Carrier Rate Concatenated" denotes the transmission of a combined signal formed by linking together multiple individual signals.

Optical Line Termination

The term "Optical Line Termination" denotes the network interface on the customer designated premises equipment that provides for an optical handoff.

Originating Direction

The term "Originating Direction" denotes the use of access service for the origination of calls from an End User Premises to an IC Premises.

Pay Telephone

The term "Pay Telephone" denotes a coin or coinless instrument provided in a public or semipublic place where Payphone Service Provider customers can originate telephonic communications and pay the applicable charges by (1) inserting coins into the equipment, or (2) using a credit card, or (3) third party billing the call or (4) calling collect.

Phase Jitter

The term "Phase Jitter" denotes the unwanted phase variations of a signal.

Certain material previously found on this page now appears on 2nd Revised Page 2-67

(TR100)

ACCESS SERVICE

2. General Regulations (Cont'd)2.6 Definitions (Cont'd)Point of Termination

The term "Point of Termination" denotes the point of demarcation within a customer-designated premises at which the Telephone Company's responsibility for the provision of Access Service ends.

POTS Splitter

The term "POTS Splitter" denotes a passive band filter that divides the frequency transmitted over a customers local exchange facility.

Premises

The term "Premises" denotes a building or buildings on continuous property (except Railroad Right-of-Way, etc.) not separated by a public highway.

Payphone Service Provider

The term "Payphone Service Provider" denotes an entity that provides pay telephone service, which is the provision of public, semi-public or inmate pay telephone service.

Release Message

The term "Release Message" denotes an SS7 message sent in either direction to indicate that a specific circuit is being released.

Remote Switching Modules/Systems

The term "Remote Switching Modules/Systems" denotes small, remotely controlled electronic end office switches which obtain their call processing capability from an electronic Host Central Office. The Remote Switching Modules/Systems cannot accommodate direct trunks to an IC.

Return Loss

The term "Return Loss" denotes a measure of the similarity between the two impedances at the junction of two transmission paths. The higher the return loss, the higher the similarity.

Registered Equipment

The term "Registered Equipment" denotes the customer's premises equipment which complies with and has been approved within the Registration Provisions of Part 68 of the F.C.C.'s Rules and Regulations.

Certain material currently found on this page previously appeared on 2nd Revised Page 2-66.

(M)
(M)
(TR100)

ACCESS SERVICE

2. General Regulations (Cont'd)2.6 Definitions (Cont'd)Service Access Code

The term "Service Access Code" denotes a 3 digit code in the NPA format which is used as the first three digits of a 10 digit address and which is assigned for special network uses. Whereas NPA codes are normally used for identifying specific geographical areas, certain Service Access Codes have been allocated in the North American Numbering Plan to identify generic services or to provide access capability. Examples of Service Access Codes include the 500, 700 and 900 codes.

(C)(X)

Service Switching Point (SSP)

A Service Switching Point denotes an end office or tandem which, in addition to having SS7 and SP capabilities, is also equipped to query centralized data bases.

Serving Wire Center

The term "Serving Wire Center" means the telephone company central office designated by the telephone company to serve the geographic area in which the interexchange carrier or other access customer's point of demarcation is located.

(C)(X)

(C)(X)

Seven Digit Manual Test Line

The term "Seven Digit Manual Test Line" denotes an arrangement which allows the Customer to select balance, milliwatt and synchronous test lines by manually dialing a seven digit number over the associated access connection.

(X) Filed under authority of Special Permission No. 94-1208 of the Federal Communications Commission. The designated material represents a change in terms and conditions for companies transferring from NECA's Interstate F.C.C. No. 5 tariff to this tariff.

(TR36)

Issued: March 31, 1995

Effective: July 1, 1995

One Allied Drive
Little Rock, Arkansas 72203

ACCESS SERVICE

2. General Regulations (Cont'd)2.6 Definitions (Cont'd)Shortage of Facilities or Equipment

The term "Shortage of Facilities or Equipment" denotes a condition which occurs when the Telephone Company does not have appropriate cable, switching capacity, bridging or, multiplexing equipment, etc., necessary to provide the Access Service requested by the customer.

Short Circuit Test Line

The term "Short Circuit Test Line" denotes an arrangement in an end office which provides for an ac short circuit termination of a trunk or line by means of a capacitor of at least four microfarads.

Signal-to-C-Notched Noise Ratio

The term "Signal-to-C-Notched Noise Ratio" denotes the ratio in dB of a test signal to the corresponding C-Notched Noise.

Signaling Point (SP)

The term "Signaling Point (SP)" denotes a switch in the CCS network that is capable of originating and terminating SS7 trunk signaling messages.

Signaling System 7 (SS7)

The term "Signaling System 7 (SS7)" denotes the layered protocol used for standardized common channel signaling in the United States and Puerto Rico.

Signal Transfer Point (STP)

The term "Signal Transfer Point (STP)" denotes a packet switch which provides access to the Telephone Company's SS7 network and performs SS7 message signal routing and screening.

Signal Transfer Point (STP) Port

The term "Signal Transfer Point (STP) Port" denotes the point of termination and interconnection to the STP.

Singing Return Loss

The term "Singing Return Loss" denotes the frequency weighted measure of return loss at the edges of the voiceband (200 to 500 Hz and 2500 to 3200 Hz), where singing (instability) problems are most likely to occur.

(M)

(M)

Certain material found on this page formerly appeared on 4th Revised Page 2-69.

(TR100)

ACCESS SERVICE

2. General Regulations (Cont'd)2.6 Definitions (Cont'd)Special Order

The term "Special Order" denotes an order for a Directory Assistance Service.

Subtending End Office of an Access Tandem

The term "Subtending End Office of an Access Tandem" denotes an end office that has final trunk group routing through that tandem.

Synchronous Optical Network (SONET)

The term "SONET" denotes a North American Standard for high speed synchronous optical channels having minimum transmission rates of 51.84 Mbps. The standard SONET optical carrier rate of 51.84 Mbps is called OC1; the equivalent electrical signal rate is called STS-1. SONET standardizes higher transmission bit rates, "OCN", as exact multiples of OC1 (NX51.84 Mbps.). For example, OC3 equals 3 X 51.84 Mbps.

(N)

(N)

Synchronous Test Line

The term "Synchronous Test Line" denotes an arrangement in an end office which performs marginal operational tests of supervisory and ring-tripping functions.

Synchronous Transport Signal (STS)

The term "Synchronous Transport Signal" denotes a 51.84 Mbps. Electrical signal used within the SONET optical carrier network. The signal consists of the information content and the overhead used by SONET. The overhead is used for controlling, framing, and maintaining the STS signal so it can be directly connected to other SONET carrier channels. STS signals are in exact multiples of 51.84 Mbps. (STS-1 is 51.84 Mbps., STS-3 is 155.52 Mbps, etc.).

(N)

(N)

Tandem-Switched Transport

The term "Tandem-Switched Transport" denotes switched access transport from the serving wire center to the end office or from the tandem to the end office that is switched at a tandem switch.

Certain material previously found on this page now appears on 1st Revised Page 2-68.1.

(TR100)

ACCESS SERVICE

2. General Regulations (Cont'd)2.6 Definitions (Cont'd)Terminating Direction

The term "Terminating Direction" denotes the use of Access Service for the completion of calls from an IC premises to an End User Premises.

Transmission Measuring (105 Type) Test Line/Responder

The term "Transmission Measuring (105 Type) Test Line/Responder" denotes an arrangement in an end office which provides far-end access to a responder and permits two-way loss and noise measurements to be made on trunks from a near end office.

Transmission Path

The term "Transmission Path" denotes an electrical path capable of transmitting signals within the range of the service offering, e.g., a voice grade transmission path is capable of transmitting voice frequencies within the approximate range of 300 to 3000 Hz. A transmission path is comprised of physical or derived facilities consisting of any form or configuration of plant typically used in the telecommunications industry.

Trunk

The term "Trunk" denotes a communications path connecting two switching systems in a network, used in the establishment of an end-to-end connection.

Trunk Group

The term "Trunk Group" denotes a set of trunks which are traffic engineered as a unit for the establishment of connections between switching systems in which all of the communications paths are interchangeable.

Trunk Side Connection

The term "Trunk Side Connection" denotes the connection of a transmission path to the trunk side of a local exchange switching system.

Two-Wire to Four-Wire Conversion

The term "Two-Wire to Four-Wire Conversion" denotes an arrangement which converts a four-wire transmission path to a two-wire transmission path to allow a four-wire facility to terminate in a two-wire entity (e.g., a central office switch).

Certain regulations on this page formerly appeared on 1st Revised Page 2-69.

(TR6)

Issued: March 5, 1993

One Allied Drive
Little Rock, Arkansas 72203

Effective: May 1, 1993

(M)

(M)

ACCESS SERVICE

2. General Regulations (Cont'd)2.6 Definitions (Cont'd)Uniform Service Order Code

The term "Uniform Service Order Code" denotes a three or five character alphabetic, or an alphanumeric code that identifies a specific item of service or equipment. Uniform Service Order Codes are used in the Telephone Company billing system to generate recurring rates and nonrecurring charges.

V and H Coordinates Method

The term "V and H Coordinates Method" denotes a method of computing airline miles between two points by utilizing an established formula which is based on the vertical and horizontal coordinates of the two points.

WATS Serving Office

The term "WATS Serving Office" denotes a Telephone Company designated serving wire center where switching, screening and/or recording functions are performed in connection with the closed-end of WATS or WATS-type services.

Wireless Switching Center

The term "Wireless Switching Center" (WSC) denotes a Wireless Service Provider (WSP) switching system that is used to terminate wireless stations for purposes of interconnection to each other and to trunks interfacing with the public switched network.

(N)
|
(N)

Wire Center

The term "Wire Center" denotes a building in which one or more central offices, used for the provision of Telephone Exchange Services, are located.

(TR40)

ACCESS SERVICE

3. Carrier Common Line Access Service

The Telephone Company will provide Carrier Common Line Access Service (Carrier Common Line Access) to customers in conjunction with Switched Access Service provided in Section 6. of this tariff or the appropriate Switched Access Service section of other Access Service tariffs.

3.1 General Description

Carrier Common Line Access provides for the use of end users' Telephone Company provided common lines by customers for access to such end users to furnish Interstate Communications.

Premium Access is (1) Switched Access Service provided to customers under this tariff which furnish interstate MTS/WATS, and (2) Switched Access Service in an end office converted to equal access.

Non Premium Access is Switched Access Service provided in an end office not yet converted to equal access to customers that do not furnish interstate MTS/WATS.

A Special Access Surcharge, as set forth in 17.3.1 following, will apply to interstate special access service provided by the Telephone Company to a customer, in accordance with regulations as set forth in 7.3 following.

(TR12)

ACCESS SERVICE

3. Carrier Common Line Access Service (Cont'd)3.2 Limitations3.2.1 Exclusions

Neither a telephone number nor detail billing are provided with Carrier Common Line Access. Additionally, directory listings and intercept arrangements are not included in the rates and charges for Carrier Common Line Access.

3.2.2 Access Groups

All line side connections provided in the same access group will be limited to the same features and operating characteristics.

All trunk side connections provided in the same access group will be limited to the same features and operating characteristics.

3.2.3 WATS Access Lines

Where Switched Access Services are connected with Special Access Services at Telephone Company Designated WATS Serving Offices for the provision of WATS or WATS-type Services, Switched Access Service minutes which are carrier on that end of the service (i.e., originating minutes for outward WATS and WATS-type services and terminating minutes for inward WATS and WATS-type services) shall not be assessed Carrier Common Line Access per minute charges with the following exception. Carrier Common Line Access per minute charges shall apply when Feature Group A or Feature Group B switched access is ordered from a non-equal access telephone company office that does not have measurement capabilities and the assumed average access minutes, as set forth in the exchange carrier's access tariff are used.

(TR12)

ACCESS SERVICE

3. Carrier Common Line Access Service (Cont'd)3.3 Undertaking of the Telephone Company3.3.1 Provision of Service

Where the Customer is provided Switched Access Service under other sections of this or other Access Service tariffs, the Telephone Company will provide the use of Telephone Company common lines by a customer for access to end users at rates and charges as set forth in 17.1.1 following.

3.3.2 Interstate and Intrastate Use

The Switched Access Service provided by the Telephone Company includes the Switched Access Service provided for both interstate and intrastate communications. The Carrier Common Line Access rates and charges as set forth in 17.1.1 following apply to interstate Switched Access Service access minutes in accordance with the rate regulations as set forth in 3.8.4 following (Percent Interstate Use - PIU).

3.4 Obligations of the Customer3.4.1 Switched Access Service Requirement

The Switched Access Service associated with Carrier Common Line Access shall be ordered by the Customer under other sections of this tariff.

3.4.2 Supervision

The Customer facilities at the premises of the ordering customer shall provide the necessary on-hook and off-hook supervision.

(TR12)

ACCESS SERVICE

3. Carrier Common Line Access Service (Cont'd)3.5 Determination of Usage Subject to Carrier Common Line Access Charges

Except as set forth herein, all Switched Access Service provided to the Customer will be subject to Carrier Common Line Access charges.

3.5.1 Determination of Jurisdiction

When the Customer reports interstate and intrastate use of Switched Access Service, the associated Carrier Common Line Access used by the Customer for interstate will be determined as set forth in 3.8.4 following (PIU).

3.5.2 Cases Involving Usage Recording by the Customer

Where Feature Group C (FGC) end office switching is provided without Telephone Company recording and the Customer records minutes of use used to determine Carrier Common Line Access charges (i.e., FGC operator and calls such as pay telephone sent-paid, operator-DDD, operator-person, collect, credit-card, third number and/or other like calls), the Customer shall furnish such minutes of use detail to the Telephone Company in a timely manner. If the Customer does not furnish the data, the Customer shall identify all Switched Access Services which could carry such calls in order for the Telephone Company to accumulate the minutes of use through the use of special Telephone Company measuring and recording equipment.

(TR12)

ACCESS SERVICE

3. Carrier Common Line Access Service (Cont'd)3.5 Determination of Usage Subject to Carrier Common Line Access Charges
(Cont'd)3.5.3 Local Exchange Access and Enhanced Services Exemption

When access to the local exchange is required to provide a customer service (e.g., MTS/WATS-type, telex, Data, etc.) that uses a resold Special Access service, Switched Access Service Rates and Regulations, as set forth in Section 6. following will apply, except when such access to the local exchange is required for the provision of an enhanced service. Carrier Common Line Access rates and charges as set forth in 17.1.1 following apply in accordance with the resale rate regulations as set forth in 3.6.4 following.

(TR12)

ACCESS SERVICE

3. Carrier Common Line Access Service (Cont'd)3.6 Resold Services3.6.1 Scope

Where the Customer is reselling MTS and/or MTS-type service(s) on which the Carrier Common Line and Switched Access charges have been assessed, the Customer may, at the option of the Customer, obtain Feature Group A, Feature Group B or Feature Group D Switched Access Service under this tariff as set forth in Section 6. following for originating and/or terminating access in the local exchange. Such access group arrangements whether single lines or trunks or multiline hunt groups or trunk groups will have Carrier Common Line Access charges applied as set forth in 17.1.1 following in accordance with the resale rate regulations set forth in 3.6.4 following. For purposes of administering this provision:

Resold interstate terminating MTS and MTS-type service(s) shall include collect calls, third number calls and credit card calls where the reseller pays the underlying carrier's service charges; and shall not include intrastate minutes of use.

Resold interstate originating MTS and MTS-type service(s) shall not include collect, third number, credit card or intrastate minutes of use.

(TR12)

ACCESS SERVICE

3. Carrier Common Line Access Service (Cont'd)3.6 Resold Services (Cont'd)3.6.2 Customer Obligations Concerning the Resale of MTS and MTS-type Services

When the Customer is reselling MTS and/or MTS-type service as set forth in 3.6.1 preceding, the Customer will be charged Carrier Common Line Access charges in accordance with the resale rate regulations as set forth in 3.6.4 following if the Customer or the provider of the MTS service furnishes documentation of the MTS-type usage. Such documentation supplied by the Customer shall be supplied each month and shall identify the involved resold MTS and/or MTS-type services.

The monthly period used to determine the minutes of use for resold MTS and/or MTS-type service(s) shall be the most recent monthly period for which the Customer has received a bill for such resold service(s). This information shall be delivered to the Telephone Company, at a location specified by the Telephone Company, no later than 15 days after the bill date shown on the resold MTS and/or MTS-type service bill. If the required information is not received by the Telephone Company, the previously reported information, as described preceding, will be used for the next two months. For any subsequent month, no allocation or credit will be made until the required documentation is delivered to the Telephone Company by the Customer.

(TR12)

ACCESS SERVICE

3. Carrier Common Line Access Service (Cont'd)

3.6 Resold Services (Cont'd)

3.6.3 Resale Documentation Provided By the Customer

When the Customer utilizes Switched Access Service as set forth in 3.6.2 preceding, the Telephone Company may request a certified copy of the Customer's resold MTS or MTS-type usage billing from either the Customer or the provider of the MTS or MTS-type service. Requests for billing will relate back no more than 12 months prior to the current billing period.

(TR12)

ACCESS SERVICE

3. Carrier Common Line Access Service (Cont'd)3.6 Resold Services (Cont'd)3.6.4 Rate Regulations Concerning the Resale of MTS and MTS-type Services

When the Customer is provided an access group to be used in conjunction with the resale of MTS and/or MTS-type services as set forth in 3.6.1 preceding, subject to the limitations as set forth in 3.2 preceding, and the billing entity receives the usage information required as set forth in 3.6.2 preceding, to calculate the adjustment of Carrier Common Line Access charges, the Customer will be billed as set forth in (D), (E) or (F) following, depending upon, respectively, whether the usage is from non-equal access offices, equal access offices or a combination of the two.

(A) Apportionment and Adjustment of Resold Minutes of Use

When the Customer is provided with more than one access group in a LATA in association with the resale of MTS and/or MTS-type services, the resold minutes of use will be apportioned as follows:

(1) Originating Services

The Telephone Company will apportion the resold originating MTS and/or MTS-type services and originating minutes of use for which the resale credit adjustment applies, among the access groups.

Such apportionment will be based on the relationship of the originating usage for each access group to the total originating usage for all access groups in the LATA. For purposes of administering this provision:

(TR12)

ACCESS SERVICE

3. Carrier Common Line Access Service (Cont'd)3.6 Resold Services (Cont'd)3.6.4 Rate Regulations Concerning the Resale of MTS and MTS-type Services (Cont'd)(A) Apportionment and Adjustment of Resold Minutes of Use
(Cont'd)(1) Originating Services (Cont'd)

Resold originating MTS and/or MTS-type services minutes shall be only those attributable to interstate originating MTS and/or MTS-type minutes and shall not include collect, third number, credit card or intrastate minutes of use.

The resale credit adjustment shall apply for resold originating MTS and MTS-type services and minutes of use, provided Carrier Common Line and Switched Access Charges have been assessed on such services.

(2) Terminating Services

The Telephone Company will apportion the resold terminating MTS and/or MTS-type services and terminating minutes of use for which the resale credit adjustment applies, among the access groups. Such apportionment will be based on the relationship of the terminating usage for each access group to the total terminating usage for all access groups in the LATA. For purposes of administering this provision:

(TR12)

ACCESS SERVICE

3. Carrier Common Line Access Service (Cont'd)3.6 Resold Services (Cont'd)3.6.4 Rate Regulations Concerning the Resale of MTS and MTS-type Services (Cont'd)(A) Apportionment and Adjustment of Resold Minutes of Use
(Cont'd)(2) Terminating Services

Resold terminating MTS and/or MTS-type services minutes shall be only those attributable to interstate terminating MTS/MTS-type (i.e., collect calls, third number calls, and credit card calls) and shall not include intrastate minutes of use or MTS/MTS-type minutes of use paid for by another party.

The resale credit adjustment shall apply for resold terminating MTS and MTS-type services and minutes of use, provided Carrier Common Line and Switched Access Charges have been assessed on such services.

(B) Same State/Telephone Company/Exchange Limitation

In order for the rate regulations to apply as set forth in (D), (E) or (F) following, the access groups and the resold MTS and/or MTS-type services must be provided in the same state (except when the same extended area service arrangement is provided in two different states by the same telephone company) in the same exchange, provided by the same Telephone Company and connected directly or indirectly. For those exchanges that encompass more than one state, the Customer shall report the information by state within the exchange.

(TR12)

ACCESS SERVICE

3. Carrier Common Line Access Service (Cont'd)3.6 Resold Services (Cont'd)3.6.4 Rate Regulations Concerning the Resale of MTS and MTS-type Services (Cont'd)(C) Direct and Indirect Connections

Each of the access group arrangements used by the Customer in association with the resold MTS and/or MTS-type services must be connected either directly or indirectly to the Customer designated premises at which the resold MTS and/or MTS-type services are terminated. Direct connections are those arrangements where the access groups and resold MTS and/or MTS-type services are terminated at the same customer designated premises.

Indirect originating connections are those arrangements where the access groups and the resold originating MTS and/or MTS-type services are physically located at different customer designated premises in the same exchange. Such different customer designated premises are connected by facilities that permit a call to flow from access groups to resold MTS and/or MTS-type services.

Indirect terminating connections are those arrangements where the access groups and resold terminating MTS and/or MTS-type services are physically located at different customer designated premises in the same exchange. Such different customer designated premises are connected by facilities that permit a call to flow from resold terminating MTS and/or MTS-type services to access groups.

(TR12)

ACCESS SERVICE

3. Carrier Common Line Access Service (Cont'd)3.6 Resold Services (Cont'd)3.6.4 Rate Regulations Concerning the Resale of MTS and MTS-type Services (Cont'd)(D) Access Groups - Non-Equal Access Offices Only

The adjustments as set forth here and in (E) and (F) following will be computed separately for each access group.

When all the usage on an access group originates from and/or terminates at end offices that have not been converted to equal access the Non Premium Access Charge per minute as set forth in 17.1.1 following will apply. The Access Minutes which will be subject to Carrier Common Line Access charges will be the adjusted originating interstate access minutes plus the adjusted terminating interstate access minutes for such access groups.

The adjusted originating access minutes will be the originating interstate access minutes less the reported resold originating MTS and/or MTS-type service minutes of use as set forth (A)(1) preceding; but not less than zero.

The adjusted terminating access minutes will be the terminating interstate access minutes less the reported resold terminating MTS and/or MTS-type service minutes of use as set forth in (A)(2) preceding; but not less than zero.

(TR12)

ACCESS SERVICE

3. Carrier Common Line Access Service (Cont'd)3.6 Resold Services (Cont'd)3.6.4 Rate Regulations Concerning the Resale of MTS and MTS-type Services (Cont'd)(E) Access Groups - Equal Access Offices Only

When all the usage on an access group originates from and/or terminates at end offices that have been converted to equal access the Premium Access Charge per minute as set forth in 17.1.1 following will apply. The minutes billed Carrier Common Line Access Service charges will be the adjusted originating interstate access minutes and the adjusted terminating interstate access minutes for such access groups.

The adjusted originating access minutes will be the originating interstate access minutes less the reported resold originating MTS and/or MTS-type service minutes of use as set forth in (A)(1) preceding; but not less than zero. The adjusted terminating access minutes will be the terminating interstate access minutes less the reported resold terminating MTS and/or MTS-type service minutes of use as set forth in (A)(2) preceding; but not less than zero.

(TR12)

ACCESS SERVICE

3. Carrier Common Line Access Service (Cont'd)3.6 Resold Services (Cont'd)3.6.4 Rate Regulations Concerning the Resale of MTS and MTS-type Services (Cont'd)(F) Access Groups - Non-Equal Access and Equal Access Offices

When an access group has usage that originates from and/or terminates at both end offices that have been converted to equal access and end offices that have not been converted, both premium and non-premium per minute charges as set forth in 17.1.1 following will apply respectively. The minutes billed Carrier Common Line Access Service charges will be the adjusted originating interstate access minutes plus the adjusted terminating interstate access minutes for such access groups.

The adjusted originating access minutes will be the originating interstate access minutes less the reported resold originating MTS and/or MTS-type service minutes of use as set forth in (A)(1) preceding; but not less than zero. The adjusted terminating access minutes will be the terminating interstate access minutes less the reported resold terminating MTS and/or MTS-type service minutes of use as set forth in (A)(2) preceding; but not less than zero.

The adjusted originating access minutes and the adjusted terminating access minutes will be apportioned between premium and non-premium access minutes using end-office specific usage data when available, or when usage data are not available, the premium and non-premium ratios developed as set forth in 6.4.1(C)(4) following. The Premium and Non Premium per minute charges set forth in 17.1.1 following will apply to the respective premium and non-premium access minutes determined in this manner.

(TR12)

ACCESS SERVICE

3. Carrier Common Line Access Service (Cont'd)3.6 Resold Services (Cont'd)3.6.4 Rate Regulations Concerning the Resale of MTS and MTS-type Services (Cont'd)(F) Access Groups - Non-Equal Access and Equal Access Offices
(Cont'd)

The adjusted originating access minutes and the adjusted terminating access minutes will be apportioned between premium and non-premium access minutes using end-office specific usage data when available, or when usage data are not available, the premium and non-premium ratios developed as set forth in 6.4.1(C)(4) following. The Premium and Non Premium per minute charges set forth in 17.1.1 following will apply to the respective premium and non-premium access minutes determined in this manner.

(G) When the Adjustment Will Be Applied to Customer Bills

The adjustment as set forth in (D), (E) and (F) preceding will be made to the involved customer account no later than either the next bill date, or the one subsequent to that, depending on when the usage report is obtained.

(H) Conversion of Billed Usage to Minutes

When the MTS and/or MTS-type usage is shown in hours, the number of hours shall be multiplied by 60 to develop the associated MTS and/or MTS-type minutes of use. If the MTS and/or MTS-type usage is shown in a unit that does not show hours or minutes, the Customer shall provide a factor to convert the shown units to minutes.

(TR12)

ACCESS SERVICE

3. Carrier Common Line Access Service (Cont'd)

3.6 Resold Services (Cont'd)

3.6.4 Rate Regulations Concerning the Resale of MTS and MTS-type Services (Cont'd)

(I) Percent Interstate Use (PIU)

The adjustment as set forth in (D), (E) and (F) preceding will be made to the involved customer account after making the adjustments to the Customer account as set forth in 3.8.4 following (PIU).

(TR12)

ACCESS SERVICE

3. Carrier Common Line Access Service (Cont'd)

3.7 Reserved For Future Use

(C)

(D)

(D)

(TR49)

ACCESS SERVICE

3. Carrier Common Line Access Service (Cont'd)

3.7 Reserved For Future Use

(C)

(D)

(D)

(TR49)

ACCESS SERVICE

3. Carrier Common Line Access Service (Cont'd)

3.7 Reserved For Future Use

(C)

(D)

(D)

(TR49)

ACCESS SERVICE

3. Carrier Common Line Access Service (Cont'd)

3.7 Reserved For Future Use

(C)

(D)

(D)

(TR49)

ACCESS SERVICE

3. Carrier Common Line Access Service (Cont'd)

3.7 Reserved For Future Use

(C)

(D)

(D)

(TR49)

ACCESS SERVICE

3. Carrier Common Line Access Service (Cont'd)

3.7 Reserved For Future Use

(C)

(D)

(D)

(TR49)

ACCESS SERVICE

3. Carrier Common Line Access Service (Cont'd)3.8 Rate Regulations3.8.1 Billing of Charges

Carrier Common Line charges will be billed to each Switched Access Service provided under this tariff in accordance with the regulations as set forth in 3.8.5 following (Determination of Premium and Non-Premium Charges) except as set forth in 3.6.4 preceding (Resale) and 3.8.4 following (PIU).

3.8.2 Measuring and Recording of Call Detail

When access minutes are used to determine Carrier Common Line charges, they will be accumulated using call detail recorded by Telephone Company equipment except as set forth in 3.8.3 following (Unmeasured FGA and FGB Usage) and Feature Group C operator and automated operator services systems call detail such as pay telephone sent-paid, operator-DDD, operator-person, collect, credit-card, third number and/or other like calls recorded by the Customer. The Telephone Company measuring and recording equipment, except as set forth in 3.8.3 following (Unmeasured FGA and FGB Usage), will be associated with end office or local tandem switching equipment and will record each originating and terminating access minute where answer supervision is received. The accumulated access minutes will be summed on a line by line basis, by line group or by end office, whichever type of account is used by the Telephone Company, for each customer and then rounded to the nearest minute.

(TR12)

ACCESS SERVICE

3. Carrier Common Line Access Service (Cont'd)3.8 Rate Regulations (Cont'd)3.8.3 Unmeasured Feature Group A and B Usage

When Carrier Common Line Access is provided in association with Feature Group A or Feature Group B Switched Access Service in Telephone Company offices that are not equipped for measurement capabilities, an assumed average interstate access minutes will be used to determine Carrier Common Line Access charges. These assumed access minutes are as set forth in the exchange carriers' access tariffs.

3.8.4 Percent Interstate Use (PIU)

When the Customer reports interstate and intrastate use of in-service Switched Access Service, Carrier Common Line charges will be billed only to interstate Switched Access Service access minutes based on the data reported by the Customer as set forth in 2.3.11 preceding (Jurisdictional Reports), except where the Telephone Company is billing according to actuals by jurisdiction. Interstate Switched Access Service access minutes will, after adjustment as set forth in 3.6.4 preceding (Resale), when necessary, be used to determine Carrier Common Line Charges as set forth in 3.8.5 following.

(TR12)

ACCESS SERVICE

3. Carrier Common Line Access Service (Cont'd)3.8 Rate Regulations (Cont'd)3.8.5 Determination of Premium and Non-Premium Charges

After the adjustments as set forth in 3.6.4 and 3.8.4 preceding have been applied, when necessary, to Switched Access Service access minutes, charges for the involved customer account will be determined as follows:

- (A) Access Minutes for all premium rated Switched Access Service subject to Carrier Common Line charges will be multiplied by the Premium Access per minute rate as set forth in 17.1.1 following.
- (B) Access minutes for all non-premium rated Switched Access Service subject to Carrier Common Line charges will be multiplied by the Non-Premium Access per minute rate as set forth in 17.1.1 following.
- (C) Carrier Common Line charges shall not be reduced as set forth in 3.6.1 preceding unless Switched Access Charges, as set forth in Section 6. following, are applied to the Customer's Switched Access Services.

(TR12)

ACCESS SERVICE

3. Carrier Common Line Access Service (Cont'd)3.8 Rate Regulations (Cont'd)3.8.5 Determination of Premium and Non-Premium Charges (Cont'd)

(D) Terminating Premium Access or Non-Premium Access, per minute charge(s) apply to:

- all terminating access minutes of use;
 - less those terminating access minutes of use associated with Mobile Telephone Switching Offices (MTSOs).
 - all originating access minutes of use associated with FGA Access Services where the off-hook supervisory signaling is forwarded by the Customer's equipment when the called party answers;
 - all originating access minutes of use associated with calls placed to 500, 700, 800, 888 and 900 numbers (N)
 - less those originating access minutes of use associated with calls placed to 500, 700, 800, 888 and 900 numbers that terminate on a Switched Access Service that is assessed terminating Carrier Common Line charges. (N)
- This usage is determined using information supplied by the Customer. The Customer's report to the Telephone Company shall include either the number of calls or minutes placed to 500, 700, 800, 888 and 900 numbers that terminate on a Switched Access Service that is assessed terminating Carrier Common Line charges. The Customer shall update this information at least semi-annually. (N)

(TR40)

ACCESS SERVICE

3. Carrier Common Line Access Service (Cont'd)

3.8 Rate Regulations (Cont'd)

3.8.5 Determination of Premium and Non-Premium Charges (Cont'd)

(D) (Cont'd)

When the Customer makes this report available to the Telephone Company in advance of billing, these minutes of use will be charged on the current bill as originating minutes of use as set forth in (E) following. If a billing dispute arises concerning the Customer provided report, the Telephone Company will request the Customer to provide the data the Customer used to develop the report. The Telephone Company will not request such data more than once a year. The Customer shall supply the data within 30 days of the Telephone Company request.

(D)

(D)

(TR40)

ACCESS SERVICE

3. Carrier Common Line Access Service (Cont'd)3.8 Rate Regulations (Cont'd)3.8.5 Determination of Premium and Non-Premium Charges (Cont'd)

(E) The originating Premium Access or Non-Premium Access, per minute charge(s) apply to:

- all originating access minutes of use;
- less those originating access minutes of use associated with FGA Access Services where the off-hook supervisory signaling is forwarded by the Customer's equipment when the called party answers;
- less those originating access minutes of use associated with Wireless Switching Centers (WSCs). (C)
(C)
- less those originating minutes of use associated with calls placed to 500, 700, 800, 888 and 900 numbers;
- plus all originating access minutes of use associated with calls placed to 500, 700, 800, 888 and 900 numbers for which the Customer furnishes for each month a report of either the number of calls or minutes or a report of the percent of calls or minutes that terminate in a Switched Access Service that is assessed Carrier Common Line charges, and for which a corresponding reduction in the number of terminating access minutes of use has been made as set forth in (D) preceding.

(TR40)

ACCESS SERVICE

4. End User Access Service

The Telephone Company will provide End User Access Service (End User Access) to end users who obtain local exchange service from the Telephone Company under its general and/or local exchange tariffs.

4.1 General Description

End User Access provides for the use of an End User Common Line (EUCL).

4.2 Limitations(A) Exclusions

Telephone number, detail billing, directory listings and intercept arrangements are not included with End User Access.

(B) Lifeline Assistance

Lifeline Assistance plans may reduce or eliminate End User Access Charges to certain qualifying end users. Jurisdictions where such locally approved assistance plans are in effect are set forth in 17.1.3 following.

4.3 Undertaking of the Telephone Company

The Telephone Company will provide End User Access at rates and charges as set forth in 17.1.2 as follows:

- Use of an EUCL by an end user in connection with interstate Access Services provided under this tariff. Such use will be provided when the end user obtains local exchange service.
- The Telephone Company will be responsible for contacts and arrangements with customers for the billing of End User Access charges.

(TR40)

ACCESS SERVICE

4. End User Access Service (Cont'd)4.4 Obligations of Radio Common Carriers

When the end user is a Radio Common Carrier (RCC) or provider of paging service, such end users shall designate whether the local exchange service they are provided by the Telephone Company is used as an access line for RCC or paging services, or used as an administrative line.

4.5 Payment Arrangements and Credit Allowances4.5.1 Minimum Period

The minimum period for which EUCL End User Access is provided to an end user and for which charges are applicable is the same as that in the general and/or local exchange tariffs for the associated local exchange service.

4.5.2 Cancellation of Orders

End User Access is cancelled when the order for the associated local telephone exchange service is cancelled. No cancellation charges apply.

4.5.3 Changes to Orders

When changes are made to orders for the local exchange service associated with End User Access, any necessary changes will be made for End User Access. No charges will apply.

4.5.4 Allowance for Interruptions

When there is an interruption to an EUCL, requested End User Access credit allowances for interruptions will be provided as set forth for credit allowance for interruptions in 2.4.4 preceding.

4.5.5 Temporary Suspension of Service

When an end user temporarily suspends its local exchange service which is associated with EUCL, one-half of the EUCL per month charge will be temporarily suspended for the time period the local exchange service is suspended.

ACCESS SERVICE

4. End User Access Service (Cont'd)4.6 Rate Regulations4.6.1 Who Is Billed

EUCL per month charges will be billed to the end user of the associated Local Exchange Service.

4.6.2 Multiparty Service

The EUCL charge for each multiparty subscriber shall be assessed as if the subscriber had subscribed to single-party service.

4.6.3 Pay Telephone Service

The EUCL-Multiline Business rate will be assessed when a Payphone Service Provider obtains an exchange service line for the purposes of offering pay telephone service.

(C)

(C)

4.6.4 Business Services(A) Single Line Service

When an end user is provided a single local business exchange service in a state, multiparty and centrex services included, and when this local business exchange service is provided under the general and/or local exchange service tariffs, the EUCL Single Line Business - Individual line or trunk rate as set forth in 17.1.2(A) following, applies to each such business individual line or trunk. In the case of multiparty service each party is deemed to be a user of an EUCL.

(C)

(TR49)

ACCESS SERVICE

4. End User Access Service (Cont'd)

4.6 Rate Regulations (Cont'd)

4.6.4 Business Services (Cont'd)

(B) Multiline Service

When an end user is provided more than one local business exchange service in a state by the same Telephone Company, multiparty and centrex services included, and when a local exchange service is provided under the general and/or local exchange or centrex service tariffs, the EUCL-Multiline Business - Individual line or trunk rate as set forth in 17.1.2(B) following, applies to each such Multiline Business individual line or trunk. In the case of multiparty service each party is deemed to be a user of an EUCL.

(C)

(TR49)

ACCESS SERVICE

4. End User Access Service (Cont'd)4.6 Rate Regulations (Cont'd)4.6.4 Business Services (Cont'd)(C) Centrex CO and Centrex CO-like Services

Business or residence single line or multiline usage for Centrex CO and Centrex CO-like services is determined as set forth in 4.6.4(A) and (B) preceding and 4.6.7(A) following.

Centrex CO or CO-like service provided to a college, university or school may serve both the college, university or school offices and the student or faculty dormitory (residential) quarters. When provided to residential quarters, the residential portion of the service is commonly known as dormitory service. Residential charges will apply to lines to the student or faculty dormitory (residential) quarters as set forth in 17.1.2(A) following. Business charges for lines to the university, college or school offices will apply as set forth in 17.1.2(A) or (B) following. Charges shall be based on the number of residence and business lines reported to the Telephone Company by the end user.

ACCESS SERVICE

4. End User Access Service (Cont'd)4.6 Rate Regulations (Cont'd)4.6.5 Radio Common Carriers

For each local exchange service used only as a path for the transmission of Radio Common Carrier (RCC) traffic between the Telephone Company serving wire center and the RCC's radio equipment, End User Access charges do not apply. End User Access Charges will apply to the Radio Common Carrier's local exchange service used for administrative purposes. This shall also include those Radio Common Carriers providing maritime service under Part 80 of the FCC Rules and Regulations.

A Radio Common Carrier is described as a common carrier engaged in the provision of Public Mobile Service, as defined in Part 22 of the FCC Rules and Regulations which is not also in the business of providing landline local exchange telephone service.

4.6.6 Remote Call Forwarding

For each local exchange service provided as Remote Call Forwarding (RCF) residential or business service, under the general and/or local exchange service tariffs, End User Access charges do not apply.

ACCESS SERVICE

4. End User Access Service (Cont'd)

4.6 Rate Regulations (Cont'd)

4.6.7 Residence Services

(A) Single Line and Multiline Service

When an end user is provided local residence exchange service(s) in a state, multiparty and centrex services included, and when the local residence exchange service is provided under the general and/or local exchange or centrex service tariffs, the EUCL Residence - Individual line or trunk rate as set forth in 17.1.2(A) following, applies to each such local residence exchange trunk. In the case of multiparty service each party is deemed to be a user of an EUCL. These rates may be reduced as set forth in 4.6.8 following (Telephone Lifeline Assistance).

(C)

(TR49)

ACCESS SERVICE

4. End User Access Service (Cont'd)4.6 Rate Regulations (Cont'd)4.6.8 Telephone Lifeline Assistance(A) Without F.C.C. Certification

When an end user is provided a local residence exchange service and the residential local exchange rate for the end user is reduced for end users meeting a state established means test that is subject to verification, the applicable EUCL Residence - Individual line or trunk rate as set forth in 17.1.2(A) following, shall be reduced by 50 percent, if the local exchange rate reduction is an equivalent amount as provided for in Paragraph 69.104(j) of Part 69 of the F.C.C. Rules and Regulations.

(B) With F.C.C. Certification

When an end user is provided a local residence exchange service and the residential local exchange rate is reduced for end users eligible for a telephone lifeline assistance plan requiring verification and approval by the FCC as provided for in paragraph 69.104(k) of Part 69 of the FCC Rules and Regulations, the EUCL Residence - Individual line or trunk rate as set forth in 17.1.2(A) following shall be reduced. The End User Common Line charge shall be reduced for a single telephone line to the household's principal residence to the extent of the state assistance, or waived in full if the state assistance equals or exceeds the residential End User Common Line Charge.

Approved jurisdictions for lifeline assistance plans implemented as provided for in Paragraph 69.104(k) of Part 69 of the FCC Rules and Regulations are listed in 17.1.3 following.

ACCESS SERVICE

4. End User Access Service (Cont'd)4.6 Rate Regulations (Cont'd)4.6.9 End User ISDN PRI Ports

The ISDN PRI Port charge shall be assessed to each ISDN PRI customer on the basis of PRI's ordered. The rate is set forth in section 17.1.5 following.

4.6.10 End User ISDN BRI Ports

The ISDN BRI Port charge shall be assessed to each ISDN BRI customer on the basis of BRI's ordered. The rate is set forth in section 17.1.5 following.

4.6.11 Federal Universal Service Fee (FUSF)

The Federal Universal Service Fee (FUSF) recovers the Telephone Company's contribution to various federal universal service funds. The Telephone Company will apply the FUSF through a monthly surcharge applied to the total billed charges for interstate access services ordered by end users, as described below.

The FUSF Revenue Surcharge will not apply to any local exchange services purchased by end users participating in the Lifeline Assistance program or by customers that resell services to end users as part of an interstate telecommunication service and are required to contribute to the various federal universal service funds. In case of a dispute regarding whether the customer is reselling service, the Telephone Company may request a signed certification to that effect from the customer.

When an end user temporarily suspends its local exchange service that is associated with FUSF, one-half of the FUSF surcharge will be temporarily suspended for the time period the local exchange service is suspended.

(A) Rate Application

The FUSF Revenue Surcharge will be determined by multiplying the surcharge factor shown in Section 17.1.4, following, by the end user's total interstate access services charges at the billing account level.

(N)

(N)

(TR120)

ACCESS SERVICE

5. Access Ordering5.1 General

This section sets forth the regulations and order related charges for services set forth in other sections of this tariff. Order related charges are in addition to other applicable charges for the services provided.

An Access Order is an order to provide the customer with Switched and Special Access or Access Related Service or to provide changes to existing services.

A customer may order any number of services of the same type and between the same premises on a single Access Order. All details for services for a particular order must be identical except for those for multipoint service.

The customer shall provide to the Telephone Company the order information required in 5.2 following, and in addition the customer must also provide:

- Customer name and premises address(es).
- Billing name and address (when different from customer name and address).
- Customer contact name(s) and telephone number(s) for the following provisioning activities: order negotiation, order confirmation, interactive design, installation and billing.

ACCESS SERVICE

5. Access Ordering (Cont'd)

5.1 General (Cont'd)

5.1.1 Service Installation

The Telephone Company will provide the Access Service in accordance with the customer's requested service date, subject to the constraints established by the Telephone Company schedule of applicable service dates.

The Telephone Company shall make available to all customers, upon request, a schedule of applicable service intervals for Switched and Special Access Services. The schedule shall specify the applicable service interval for services and the quantities of services that can be provided by a requested service date. Any associated material will be provided upon request and within a reasonable period of time.

The Telephone Company will not accept orders for service dates which exceed the applicable service date by more than six months.

Access Services will be installed during Telephone Company business days. If a customer requests that installation be done outside of scheduled work hours, and the Telephone Company agrees to this request, the customer will be subject to applicable Additional Labor Charges as set forth in 17.4.3 following.

ACCESS SERVICE

5. Access Ordering (Cont'd)5.1 General (Cont'd)5.1.2 Expedited Orders

When placing an Access Order, a customer may request a service date that is prior to the applicable service date.

Additionally, a customer may also request an earlier service date on a pending Access Order. In this case, an access order modification as set forth in 5.4 following would be required. If the Telephone Company determines that the service can be provided on the requested date and that additional labor cost or extraordinary costs are required to meet the requested service date, the customer will be notified and will be provided with an estimate of the additional charges involved. Charges will be billed at actual cost, not to exceed 10 percent over estimated charges. Such additional charges will be determined and billed to the customer as explained following.

To calculate the additional labor charges, the Telephone Company will, upon authorization from the customer to incur the additional labor charges, keep track of the additional labor hours used to meet the request of the customer and will bill the customer at the applicable Additional Labor charges as set forth in 17.4.3 following.

To develop, determine and bill the customer the extraordinary costs which may be involved, Special Construction terms and conditions may be required. Authorization to incur the costs and to bill the customer will be in accordance with such tariffs.

When the request for expediting occurs subsequent to the issuance of the Access Order, a Service Date Change Charge as set forth in 17.4.1(B) following also applies.

ACCESS SERVICE

5. Access Ordering (Cont'd)

5.1 General (Cont'd)

5.1.3 Selection of Facilities for Access Orders

The option to request a specific transmission path or channel is provided for High Capacity Special Access Facilities, or as provided for under Special Facilities Routing as set forth in Section 11. following.

(C)

When there are High Capacity facilities to a hub on order or in service for the customer's use, the customer may request a specific channel or transmission path be used to provide the Switched or Special Access Service requested in an Access Order. The Telephone Company will make a reasonable effort to accommodate the customer request.

(TR13)

ACCESS SERVICE

5. Access Ordering (Cont'd)5.2 Ordering Requirements5.2.1 Switched Access Service

When ordering Switched Access service, the customer must specify the directionality of the service and whether the service is to be provided as (1) Direct Trunked Transport to the end office, (2) Direct Trunked Transport to a tandem which connects with Tandem Switched Transport from the tandem to the end office or (3) Tandem Switched Transport to the end office. When all or a portion of service is ordered as Direct Trunked Transport, the customer must specify the type and quantity of Direct Trunked Transport facility (e.g., Voice Grade or High Capacity DS1 or DS3, or Synchronous Optical Channel OC3 or OC12) and the hubs or ADM equipped wire centers involved. (C)

The customer must also specify the type of Entrance Facility (e.g., Voice Grade or High Capacity) to be utilized for Switched Access. For High Capacity Entrance Facility, the customer must specify the facility assignment and the channel assignment for each trunk. (C)

capability to provide Direct Trunked Transport. Direct Trunked Transport is not available: (1) from end offices that provide equal access through a centralized equal access arrangement, (2) from end offices that lack recording or measurement capability, and (3) for originating 800/888 calls from non-Service Switching Point (SSP) equipped end offices that can not accommodate direct trunking of originating 800/888 calls.

When the customer has both Tandem Switched Transport and Direct Trunked Transport at the same end office, the customer will be provided Alternate Traffic Routing as set forth in 6.9.1 following.

A customer's Local Transport may be connected to the Entrance Facility of another customer, provided the other customer submits a Letter of Authorization for this connection and assumes full responsibility for the cost of the Entrance Facility.

(TR100)

ACCESS SERVICE

5. Access Ordering (Cont'd)5.2 Ordering Requirements5.2.1 Switched Access Service(A) Feature Group A

Orders for Feature Group A Switched Access Service shall be in lines. At customer request, their Local Transport may be connected to the Entrance Facility of another customer, providing the other customer requests this connection and assumes full responsibility for the cost of the Entrance Facility.

(N)

(N)

When placing an order for Feature Group A Switched Access Service, the customer shall provide the following information in addition to that set forth in 5.1 preceding:

- The number of lines and the first point of switching (i.e., Dial Tone Office)
- Optional Features
- Whether the Off-hook Supervisory Signaling is provided by the customer's equipment before the called party answers, or is forwarded by the customer's equipment when the called party answers
- Lines to be provided as single lines
- Lines to be arranged in multiline hunt group arrangements
- Directionality (1-way, 2-way, etc.)
- A projected percentage of interstate use (PIU) as set forth in 2.3.11 preceding
- The Interexchange Carrier to which the service is connected or, in the alternative, specify the means by which the FGA access communications are transported to another state.

(TR13)

ACCESS SERVICE

5. Access Ordering (Cont'd)5.2 Ordering Requirements (Cont'd)5.2.1 Switched Access Service (Cont'd)(B) Feature Group B

Orders for Feature Group B Switched Access Service shall be in trunks.

When placing an order for Feature Group B Service, the customer shall provide, the following information in addition to that set forth in 5.1 preceding:

- The number of trunks
- The end office, when direct routing is desired
- The access tandem office when tandem routing is desired
- Optional Features
- Trunks to be provided as single trunks
- Trunks to be arranged in trunk group arrangements
- Directionality (1-way, 2-way, etc.)
- A projected percentage of interstate use (PIU) as set forth in 2.3.11 preceding
- The Interexchange Carrier to which the service is connected or, in the alternative, specify the means by which the FGB access communications are transported to another state.
- The access code dialing arrangement (i.e., a uniform access code of 950-XXXX)
- For Feature Group B switched access service to a Wireless Switching Center (WSC) directly interconnected to a Telephone Company access tandem office, the customer shall provide information to the Telephone Company indicating the NXX code(s) to be accessed. (C)

(TR40)

ACCESS SERVICE

5. Access Ordering (Cont'd)5.2 Order Requirements (Cont'd)5.2.1 Switched Access Service (Cont'd)(C) Feature Group C, Feature Group D and Interim NXX Translation

When placing an order for Feature Group C and D Switched Access Service, the customer shall provide:

- The number of BHMC from the customer designated premises to the end office by Feature Group and by type of BHMC, or
- The number of trunks desired between customer designated premises and an entry switch.
- The number of BHMC or trunks required for or to be converted to an SS7 signaling capability.
- Optional Features
- Interim NXX Translation options.
- A projected percentage of interstate use (PIU) as set forth in 2.3.11 preceding.
- For Feature Group D switched access service to a Wireless Switching Center (WSC) directly interconnected to a Telephone Company access tandem office, the customer shall provide information to the Telephone Company indicating the NXX code(s) to be accessed.

(C)

When BHMC information is provided it is used to determine the number of transmission paths as set forth in 6.2.5 following.

The BHMC may be determined by the customer in the following manner. For each day (8 am to 11 pm, Monday through Friday, excluding national holidays), the customer shall determine the highest number of minutes of use for a single hour (e.g., 55 minutes in the 10-11 AM hour). The customer shall, for the same hour period (i.e., busy hour) for each of twenty consecutive business days, pick the twenty consecutive business days in a calendar year which add up to the largest number of minutes of use. Both originating and terminating minutes shall be included. The customer shall then determine the average busy hour minutes of capacity (i.e., BHMC) by dividing the largest number of minutes of use figure for the same hour period for the consecutive twenty business day period by 20. This computation shall be performed for each end office the customer wishes to serve. These determinations thus establish the forecasted BHMC for each end office.

(TR40)

ACCESS SERVICE

5. Access Ordering (Cont'd)5.2 Ordering Requirements (Cont'd)5.2.1 Switched Access Service (Cont'd)(C) Feature Group C, Feature Group D and Interim NXX Translation (Cont'd)

Customers may, at their option, order FGD by specifying the number of trunks desired between customer designated premises and an end office or access tandem. When ordering by trunk quantities rather than BHMC quantities to an access tandem, the customer must also provide the Telephone Company an estimate of the amount of traffic it will generate to and/or from each end office subtending the access tandem to assist the Telephone Company in its own efforts to project further facility requirements.

(C)(x)

When Feature Group C or D is ordered with the Interim NXX Translation optional feature, the customer shall specify the Service Access Code(s) (e.g. 500, 700, 900) and their associated NXX codes(s) to be translated within the entire LATA or Market Area. The initial and subsequent orders to add, change, or delete Interim NXX Translation codes shall be placed separately or in combination with orders to change Feature Group C or D Switched Access BHMC or trunks. Customer assigned NXX codes which have not been ordered will be blocked.

(C)(x)

Orders for the Interim NXX Translation optional feature shall not be required until such time as a customer other than an MTS/WATS provider requests Interim NXX Translation of Service Access Codes. Upon receipt of such order, the Telephone Company shall notify the MTS/WATS provider of the activation of the Interim NXX Translation Service for the Service Access Code. Following such initial activation, all customers are required to place orders for Interim NXX Translation of the Service Access Code and the Interim NXX Translation charge for the Service Access Code shall apply as set forth in 17.2.1(C) following.

(x) Filed under authority of Special Permission No. 94-1466 of the Federal Communications Commission. The designated material represents a change in terms and conditions for customers of Sugar Land Telephone Company who, as a result of this filing, transfer from Sugar Land Telephone Company's Interstate F.C.C. No. 2 tariff to this tariff.

(TR34)

ACCESS SERVICE

5. Access Ordering (Cont'd)5.2 Ordering Requirements (Cont'd)5.2.1 Switched Access Service (Cont'd)(D) SS7 Optional Feature

When FGC or FGD is ordered with the SS7 optional feature, in addition to information listed in 5.2.1(C) preceding, the customer shall specify a reference to existing signaling connections or reference a related SS7 signaling connection order.

When ordering SS7 signaling, the customer shall provide the Signaling Transfer Point codes, location identifier codes and circuit identifier codes. In addition, the customer shall work cooperatively with the Telephone Company to determine the number of SS7 signaling connections required to handle its signaling traffic.

For 800/888 Data Base Access Service, as described in

6.1.3(A) and (C) following, the customer must order FGC or FGD to those access tandems or end offices designated as SSPs for 800/888 Database service in NATIONAL EXCHANGE CARRIER ASSOCIATION, INC. TARIFF FCC NO. 4. Direct trunk routes can only be provided from end offices equipped to query centralized data bases. All traffic originating from end offices not equipped to provide SS7 signaling and routing, require routing via an access tandem where SSP functionality is available.

- (E) For the Flexible Automatic Number Identification (Flex ANI) optional feature the customer shall place one order for each Carrier Identification Code (CIC) per end office, for all end offices equipped to provide Flex ANI. See section 6.10.3 for a description of Flex ANI and service availability.

(N)

(N)

(TR48)

ACCESS SERVICE

5. Access Ordering (Cont'd)5.2 Ordering Requirements (Cont'd)5.2.2 Special Access Service

When placing an order for Special Access Service the customer must specify:

- the customer designated premises or hubs, or ADM (C)
equipped wire centers involved (C)
- type of service (e.g., Voice Grade, High Capacity, etc.)
- the channel interface(s)
- technical specification package
- options desired
- for multipoint services, the channel interface at each customer designated premises may, at the request of the customer, be different but all such interfaces shall be compatible.
- that the traffic consists of more than ten percent interstate traffic.

All part-time Video and Program Audio services are subject to a service inquiry. A service inquiry is a request to the Telephone Company to determine if facilities exist to provide the service ordered and to determine the service date on which service can be provided to the customer.

Where the Special Access Service is exempt from the Special Access Surcharge, as set forth in 7.3 following the customer shall furnish written certification to that effect as set forth in 7.3.3 following.

(TR100)

ACCESS SERVICE

5. Access Ordering (Cont'd)5.2 Ordering Requirements (Cont'd)5.2.3 WATS or WATS-Type Services

Special Access Service may be ordered for connection with FGA, FGB, FGC or FGD Switched Access Service at Telephone Company designated WATS Serving Offices (WSOs) for the provision of WATS or WATS-type Services and may be ordered separately by a customer other than the customer which orders the FGA, FGB, FGC or FGD Switched Access Service. For the Special Access Service the customer shall specify:

- the customer designated premises at which the Special Access service terminates
- the type of line (i.e., two-wire or four-wire)
- the type of calling (i.e., originating, terminating or two-way)
- type of Supervisory Signaling.

When the optional screening, switching and/or recording functions are not provided at the customer serving wire center, Channel Mileage, as set forth in 7.2.1(B) following, must be ordered between that wire center and the nearest WSO where the screening, switching and/or recording functions can be provided.

5.2.4 Mixed Use Facilities - Switched and Special Access

Mixed use is the provision of both Switched and Special Access Services over the same High Capacity or Synchronous Optical Channel facilities. Mixed use facilities to a or ADM equipped wire center will be ordered and provided as Special Access Service. Where mixed use is employed, individual services utilizing these facilities must be ordered either as Switched Access Service or Special Access Service as further elaborated and set forth in 6.4.7 and 7.2.7 following. When placing the order for the individual service(s), the customer must specify a channel assignment for each service ordered.

(C)
|
(C)

(TR100)

ACCESS SERVICE

5. Access Ordering (Cont'd)5.2 Ordering Requirements (Cont'd)5.2.5 Miscellaneous Services

Testing Service, Additional Labor, Telecommunications Service Priority and Special Facilities Routing shall be ordered with an Access Order or may subsequently be added to a pending order at any time up to and including the service date for the access service. When miscellaneous services are added to a pending order a service date change may be required. When a service date change is required, the service date change charge as set forth in 17.4.1(B) following will apply. When miscellaneous services are added to a pending order, charges for a design change as set forth in 17.4.1(C) following will apply when an engineering review is required. If both a service date change and an engineering review are required, both the Service Date Change Charge and the Design Change Charge will apply as set forth in 5.4.3(B) following.

The rates and charges for these services, as set forth in Section 17. of this tariff, will apply in addition to the ordering charges set forth in Section 17. and the rates and charges for the Access Service with which they are associated.

Additional Engineering is not an ordering option, but will be applied to an Access Order when the Telephone Company determines that Additional Engineering is necessary to accommodate a customer request. Additional Engineering will only be required as set forth in 13.1 following. When it is required, the customer will be so notified and will be furnished with a written statement setting forth the justification for the Additional Engineering as well as an estimate of the charges. If the customer agrees to the Additional Engineering, a firm order will be established. If the customer does not want the service or facilities after being notified that Additional Engineering of Telephone Company facilities is required, the order will be withdrawn and no charges will apply. Once a firm order has been established, the total charge to the customer for the Additional Engineering may not exceed the estimated amount by more than 10%.

ACCESS SERVICE

5. Access Ordering (Cont'd)5.3 Access Orders For Services Provided By More Than One Telephone Company

Access Services provided by more than one Telephone Company are services where one end of the Local Transport, Directory Transport or Channel Mileage element is in the operating territory of one Telephone Company and the other end of the element is in the operating territory of a different Telephone Company or where the Interim NXX Translation service and the end office are not provided by the same Telephone Company.

The ordering procedure for this service is dependent upon the billing arrangement, as set forth in 2.4.7 preceding, to be used by the Telephone Companies involved in providing the Access Service. The Telephone Company will notify the customer which of the ordering procedures will apply.

5.3.1 Non Meet Point Billing Ordering - FGA(A) Single Company Billing Ordering

The Telephone Company receiving the order from the customer will arrange to provide the service and bill the customer as set forth in 2.4.7(A)(1). The customer will place the order with the Telephone Company as follows:

For FGA Switched Access Service the customer will place the order with the Telephone Company in whose territory the first point of switching is located. The first point of switching is the dial tone office.

When the first point of switching is not in the same Telephone Company's territory as the Interexchange Carrier premises, the customer must supply a copy of the order to the Telephone Company in whose territory the Interexchange Carrier premises is located and any other Telephone Company(s) involved in providing the service.

ACCESS SERVICE

5. Access Ordering (Cont'd)5.3 Access Orders For Services Provided By More Than One Telephone Company
(Cont'd)5.3.2 Meet Point Billing Ordering

Each Telephone Company will provide its portion of the Access Service within its operating territory to an interconnection point(s) with the other Telephone Company(s). Billing Percentages will be determined by the Telephone Companies involved in providing the Access Service and listed in NATIONAL EXCHANGE CARRIER ASSOCIATION, INC. TARIFF F.C.C. NO. 4. Each Telephone Company will bill the customer for its portion of the service as set forth in 2.4.7. All other appropriate charges in each Telephone Company tariff are applicable. (C)

In addition to the service ordering provisions following, the customer must also provide a copy of the order to any other Telephone Company(s) involved in providing the service.

- (A) For Feature Group A and B Switched Access Services, the customer must place an order with the Telephone Company in whose territory the first point of switching is located, (i.e., FGA - dial tone office, FGB - access tandem or end office).
- (B) For Feature Group C and D Switched Access Services, the customer must place an order with the Telephone Company in whose territory the end office is located. Customers may, at their option, order FGD to the access tandem. When ordered to the access tandem, and the access tandem and the end office are not in the same Telephone Company operating territory, the customer must also supply a copy of the order to each additional Telephone Company subtending the access tandem. (C)

(TR13)

ACCESS SERVICE

5. Access Ordering (Cont'd)5.3 Access Orders For Services Provided By More Than One Telephone Company
(Cont'd)5.3.2 Meet Point Billing Ordering (Cont'd)

- (C) Customers ordering Special Access Service to be interconnected with Switched Access Services at Telephone Company designated WATS Serving Offices for the provision of WATS or WATS-type Services must place an order with each Telephone Company in whose territory the end office and the WATS Serving Office are located, if they are not collocated.
- (D) Except for Special Access Service as set forth in (C) above or as set forth in (E) below, the customer may place the order for a Special Access Service with either Exchange Telephone Company.
- (E) For Special Access Service involving a hub(s) the customer must place the order with the Telephone Company(s) in whose territory the hub(s) is located.
- (F) For initiation, additions, changes or deletions to the Interim NXX Translation code(s), the customer must place an order with the Telephone Company who provides the Interim NXX Translation. The customer must also provide a copy of the order to the Telephone Companies subtending the Interim NXX Translation office.

ACCESS SERVICE

5. Access Ordering (Cont'd)5.4 Charges Associated with Access Ordering5.4.1 Access Order Charge

The Access Order Charge is applied to all customer requests for new Special and Switched Access Service. In addition, the Access Order Charge is applicable to customer requests for additions, changes or rearrangements to existing Special and Switched Access Service with the following exceptions:

The Access Order Charge does not apply:

- When a Service Date Change Charge is applicable.
- When a Design Change Charge is applicable.
- To administrative changes as set forth in 6.4.1(B)(3) and 7.2.2(C)(3) following.
- When a change to a pending order does not result in the cancellation of the pending order and the issuance of a new order.
- When the Interim NXX Translation charge is applicable.
- When a Miscellaneous Service Order Charge is applicable.
- When a Presubscription Charge is applicable.
- When a Telephone Company initiated network reconfiguration requires a customer's existing access service to be reconfigured.
- When service rearrangements are made prior to July 1, 1994 in connection with a customer converting trunks from tandem-switched transport to direct-trunked transport or from direct-trunked transport to tandem-switched transport, or when a customer orders the disconnection of over-provisioned trunks, or a customer requests to rearrange switched access service between a lower capacity flat rated switched facility and a higher rated flat rated switched access facility.

(C) (X)
|
|
(C) (X)

(X) Filed under authority of Special Permission No. 94.1208 of the Federal Communications Commission. The designated material represents a change in terms and conditions for companies transferring from NECA's Interstate Access Tariff F.C.C. No. 5 to this tariff.

(TR36)

ACCESS SERVICE

5. Access Ordering (Cont'd)5.4 Charges Associated with Access Ordering (Cont'd)5.4.1 Access Order Charge (Cont'd)

The Access Order Charge does not apply: (Cont'd)

- When a service with an ICB rate is converted to a similar service with a non-ICB tariff rate prior to the expiration of the ICB.
- For orders placed to convert FGB to FGD coincident with equal access availability within 60 days after an office converts to equal access.
- When Payphone Service Providers (PSPs) obtain Supervision Additive Service in conjunction with local exchange service lines for the provision of pay telephone service.

The Access Order Charge will be applied on a per order basis to each order received by the Telephone Company or copy of an order received by the Telephone Company pursuant to 5.3.1 preceding and 5.3.2 preceding, except by the Telephone Company applying the Interim NXX Translation charge, and is in addition to other applicable charges as set forth in this and other sections of this tariff.

The Access Order Charge will be applied on a per order basis for any change, rearrangement or addition to the delivery of signaling information to the customer.

(TR49)

ACCESS SERVICE

5. Access Ordering (Cont'd)5.4 Charges Associated with Access Ordering (Cont'd)5.4.2 Miscellaneous Service Order Charge

A Miscellaneous Service Order Charge, as set forth in 17.4.1(D) following, applies to any service, or combination of services ordered simultaneously from Section 13 of the Tariff for which a service order is not already pending, with the following exceptions:

- Presubscription Service (13.4),
- 900 Blocking Service (13.7.2),
- Billing Name and Address Service (13.8)

The Miscellaneous Service Order Charge is an administrative charge designed to compensate for the expenses associated with service order issuance.

The charge always applies to the following services since a pending service order would not exist:

- Overtime Repair (13.2.2),
- Standby Repair (13.2.3),
- Testing and Maintenance with Other Telephone Companies other than when in conjunction with Acceptance Testing (13.2.4),
- Other Labor (13.2.5),
- Maintenance of Service (13.3.2).
- Originating Line Screening (OLS) Service (13.9)

(N)

The Miscellaneous Service Order Charge will also apply to the following services if they are ordered subsequent to the initial installation of the associated access service, thereby necessitating the issuance of another service order:

- Telecommunications Service Priority (13.3.3),
- International Blocking Service (13.7).

(TR48)

ACCESS SERVICE

5. Access Ordering (Cont'd)5.4 Charges Associated with Access Ordering (Cont'd)5.4.2 Miscellaneous Service Order Charge (Cont'd)

The charge does not apply to the following services since there would exist a pending service order:

- Additional Engineering (13.1),
- Overtime Installation (13.2.1),
- Standby Acceptance Testing (13.2.3),
- Testing and Maintenance with Other Telephone Companies when in conjunction with Acceptance Testing (13.2.4),
- Additional Cooperative Acceptance Testing [13.3.1(A)(1) and 13.3.1(B)(1)].
- Coin Supervision Additive Service (13.12).

(N)

5.4.3 Access Order Change Charges

Access Order changes involve service date changes and design changes. The customer may request a change of its Access Order prior to the service date. The Telephone Company will make every effort to accommodate a requested change when it is able to do so with the normal work force assigned to complete such an order within normal business hours. If the change cannot be made with the normal work force during normal business hours, the Telephone Company will notify the customer. If the customer still desires the Access Order change, the Telephone Company will schedule a new service date as set forth in 5.1.2 preceding. All charges for Access Order change as set forth in 17.4.1(B) and (C) will apply on a per occurrence basis.

Any increase in the number of Special Access Service channels or Switched Access Service lines, trunks or busy hour minutes of capacity will be treated as a new Access Order (for the increased amount only).

If order changes are necessary to satisfy the transmission performance for a Special Access Service ordered by a customer, these changes will be made without order change charges being incurred by the customer.

(TR49)

ACCESS SERVICE

5. Access Ordering (Cont'd)5.4 Charges Associated with Access Ordering (Cont'd)5.4.3 Access Order Change Charges (Cont'd)(A) Service Date Change

The customer may request a change of service date on a pending Access Order prior to the service date. A change of service date is a change of the scheduled service date by the customer to either an earlier date or a later date which does not exceed 30 calendar days from the original service date.

If the Telephone Company determines that the customer's request can be accommodated without delaying the service dates for orders of other customers, the service date will be changed and the Service Date Change Charge, as set forth in 17.4.1(B) following, will be applied to the order.

If the service date is changed to an earlier date, and the Telephone Company determines additional labor or extraordinary costs are necessary to meet the earlier service date requested by the customer, the customer will be notified by the Telephone Company that Expedited Order Charges as set forth in 5.1.2 preceding apply. Such charges will apply in addition to the Service Date Change Charge.

If the requested service date exceeds 30 calendar days following the original service date, and the Telephone Company determines that the customer's request can be accommodated, the Telephone Company will cancel the original order and apply the Cancellation Charges as set forth in 5.5.3 following. A new Access Order with a new service date will be issued. The Service Date Change Charge will not apply, however, the Access Order Charge will apply to the new order.

If the service date is changed due to a design change as set forth in (B) following, the Service Date Change Charge will apply.

ACCESS SERVICE

5. Access Ordering (Cont'd)5.4 Charges Associated with Access Ordering (Cont'd)5.4.3 Access Order Change Charges (Cont'd)(B) Design Change

The customer may request a design change to the service ordered prior to the requested service date.

A design change is any change to an Access Order which requires engineering review. An engineering review is a review by Telephone Company personnel, of the service ordered and the requested changes to determine what changes in the design, if any, are necessary to meet the changes requested by the customer. Design changes include such things as the addition or deletion of optional features or functions or a change in the type of Transport Termination (Switched Access only), type of channel interface, type of Interface Group or technical specification package. Design changes do not include a change of customer designated premises, first point of switching, Feature Group type or Special Access Service channel type. Changes of this nature will require the issuance of a new order and the cancellation of the original order with appropriate cancellation charges applied.

The Telephone Company will review the requested change, notify the customer whether the change is a design change, if the change can be accommodated and if a new service date is required. If the customer authorizes the Telephone Company to proceed with the design change, a Design Change Charge as set forth in 17.4.1(C) following will apply in addition to the charge for Additional Engineering as set forth in 17.4.2 following. If a change of service date is required, the Service Date Change Charge as set forth in 17.4.1(B) following will also apply. The Access Order Charge as specified in 17.4.1 following does not apply.

ACCESS SERVICE

5. Access Ordering (Cont'd)5.5 Minimum Periods and Cancellations5.5.1 Minimum Periods

The minimum period for part-time Video and Program Audio Special Access Services is one day even though the service will be provided only for the duration of the event specified on the order (e.g., one-half hour, two hours, five hours, etc.).

(T)
(T)

The minimum period for Switched Access High Capacity DS3 and Synchronous Optical Channel Entrance Facilities and Direct Trunked Transport is as set forth in 6.1.3 following. The minimum period for Special Access High Capacity Service and Synchronous Optical Channel Service is as set forth in 7.2.4 following.

(C)
(C)
(C)

Switched Access usage rated services (i.e., End Office, Common Line, Tandem Switched Transport, and Residual Interconnection Charge) have no minimum period. The minimum period for which all other Access Service not under a Service Discount Plan is provided and for which charges are applicable, is one month. Services under a Service Discount Plan described in 7.2.8 following, have the following minimum periods:

- 12 Months for High Capacity 1.544 Mbps (DS1)
- 12 Months for High Capacity 44.736 Mbps (DS3)
- 12 Months for Synchronous Optical Channel 155.52 Mbps (OC3) (N)
- 12 Months for Synchronous Optical Channel 622.08 Mbps (OC12) (N)

5.5.2 Development of Minimum Period Charges

When Access Service is disconnected after commencement of service but prior to the expiration of the minimum period, charges are applicable for the balance of the minimum period. A disconnect constitutes facilities being returned to available inventory.

The Minimum Period Charge for monthly billed services will be determined as follows:

- (A) For Switched Access Service, the charge for a month or fraction thereof is equal to the applicable recurring charges plus any nonrecurring and/or special construction charge(s) that may be due.
- (B) For Special Access Service and flat rated Switched Access Service, the charge for a month or fraction thereof is the applicable monthly rates for the appropriate channel type plus any optional features, nonrecurring and/or special construction charge(s) that may apply.

(TR100)

ACCESS SERVICE

5. Access Ordering (Cont'd)5.5 Minimum Period and Cancellations (Cont'd)5.5.2 Development of Minimum Period Charges (Cont'd)

The Minimum Period Charge for part-time Video and Program Audio Services is the applicable daily rate for the appropriate channel type as set forth in 7.2.4 following.

5.5.3 Cancellation of an Access Order

(A) A customer may cancel an Access Order for the installation of service on any date prior to the service date. The cancellation date is the date the Telephone Company receives written or verbal notice from the customer that the order is to be cancelled. The verbal notice must be followed by written confirmation within 10 days. If a customer or a customer's end user is unable to accept Access Service within 30 calendar days after the original service date, the customer has the choice of the following options:

- The Access Order shall be cancelled and charges set forth in (B) following will apply or,
- Billing for the service will commence.

In such instances, the cancellation date or the billing date, depending on which option is selected by the customer, shall be the 31st day beyond the original service date of the Access Order.

ACCESS SERVICE

5. Access Ordering (Cont'd)5.5 Minimum Period and Cancellations (Cont'd)5.5.3 Cancellation of an Access Order (Cont'd)

- (B) When a customer cancels an Access Order for the installation of service, a Cancellation Charge will apply as follows:
- (1) Installation of Switched or Special Access Service facilities is considered to have started when the Telephone Company incurs any cost in connection therewith or in preparation thereof which would not otherwise have been incurred.
 - (2) Where the customer cancels an Access Order prior to the start of installation of access facilities, no charges shall apply.
 - (3) Where installation of access facilities has been started prior to the cancellation, the charges specified in (a) or (b) following, whichever is lower, shall apply.
 - (a) A charge equal to the costs incurred in such installation, less estimated net salvage. Such costs include the nonrecoverable cost of equipment and material ordered, provided or used, plus the nonrecoverable cost of installation and removal including the costs of engineering, labor, supervision, transportation, rights-of-way and other associated costs;
 - (b) The charges for minimum Switched or Special Access Service ordered by the customer, as set forth in 5.5.2 preceding:
- (C) When a customer cancels an order for the discontinuance of service, no charges apply for the cancellation.

ACCESS SERVICE

5. Access Ordering (Cont'd)

5.5 Minimum Period and Cancellations (Cont'd)

5.5.3 Cancellation of an Access Order (Cont'd)

- (D) If the Telephone Company misses a service date by more than 30 days and such delay is not requested or caused by the customer (excluding those circumstances where the date is missed due to acts of God, governmental requirements, work stoppages and civil commotions), the customer may cancel the Access Order without incurring cancellation charges.

5.5.4 Partial Cancellation Charge

Any decrease in the number of ordered Special Access Service channels or Switched Access Service lines, trunks or busy hour minutes of capacity will be treated as a partial cancellation and charges will be determined as set forth in 5.5.3(B) preceding.

ACCESS SERVICE

6. Switched Access Service6.1 General

Switched Access Service, which is available to customers for their use in furnishing their services to end users, provides a two-point communications path between a customer designated premises and an end user's premises. It provides for the use of common terminating, switching, and trunking facilities and for the use of common subscriber plant of the Telephone Company. Switched Access Service provides for the ability to originate calls from an end user's premises to a customer designated premises, and to terminate calls from a customer designated premises to an end user's premises in the LATA where it is provided. Specific references to material describing the elements of Switched Access Service are provided in 6.1.3 and 6.5 through 6.10 following.

Rates and charges for Switched Access Service depend generally on the specific Feature Group ordered by the customer, e.g., for MTS or WATS services or MTS/WATS equivalent services, and whether it is provided in a Telephone Company end office that is equipped to provide equal or non equal access. Rates and charges for Switched Access Service are set forth in 17.2 following. The application of rates for Switched Access Service is described in 6.4 following. Rates and charges for services other than Switched Access Service, e.g., a customer's interLATA toll message service, may also be applicable when Switched Access Service is used in conjunction with these other services. Descriptions of such applicability are provided in 6.4.5, 6.4.9, 6.5.1(H), 6.5.3, 6.6.1(G), 6.6.2(D), 6.7.1(F) and 6.8.1(E) following. Finally, a credit is applied against line side Switched Access Service charges as described in 6.4.8 following.

Switched Access Service purchased from the provisions of this tariff may be commingled with unbundled network elements or unbundled network element combinations purchased pursuant to the Commission's Part 51 Interconnection Rules and in compliance with the Federal Communications Commission's Report and Order and Order on Remand and Further Notice of Proposed Rulemaking in CC Docket Nos. 01-338, 96-98 and 98-147, adopted February 20, 2003 and released August 21, 2003 (FCC 03-36).

(N)

(N)

(TR130)

ACCESS SERVICE

6. Switched Access Service (Cont'd)6.1 General (Cont'd)6.1.1 Description and Provision of Switched Access Service Arrangements(A) Description

Switched Access Service is provided in four different Feature Group arrangements which are service categories of standard and optional features. These are differentiated by their technical characteristics, e.g., line side vs. trunk side connection at the Telephone Company first point of switching. They are also differentiated by optional feature availability and the manner in which the end user accesses them in originating calling, e.g., with or without access codes of various lengths and digits.

The provision of each Feature Group requires Local Transport facilities, including an Entrance Facility where required, and the appropriate End Office functions. In addition, Special Access Service may, at the option of the customer, be connected with Feature Groups A, B, C, or D at Telephone Company designated WATS Serving Offices.

(C)
(C)

There are three specific transmission specifications (i.e., Types A, B and C) that have been identified for the provision of Feature Groups. The technical specifications for the Entrance Facility and Direct Trunked Transport are the same as those set forth in Section 7. following for Voice Grade and High Capacity services. The specifications provided are dependent on the Interface Group and the routing of the service, i.e., whether the service is routed directly to the end office or via an access tandem. The parameters for the transmission specifications are set forth in 15.1.2 following.

(C)
(C)

(TR13)

ACCESS SERVICE

6. Switched Access Service (Cont'd)6.1 General (Cont'd)6.1.1 Description and Provision of Switched Access Service Arrangements (Cont'd)(A) Description (Cont'd)

Feature Groups are arranged for either originating, terminating or two-way calling, based on the customer end office switching capacity ordered. Originating calling permits the delivery of calls from Telephone Exchange Service locations to the customer designated premises. Terminating calling permits the delivery of calls from the customer designated premises to Telephone Exchange Service locations. Two-way calling permits the delivery of calls in both directions, but not simultaneously. The Telephone Company will determine the type of calling to be provided unless the customer requests that a different type of directional calling is to be provided. In such cases, the Telephone Company will work cooperatively with the customer to determine the directionality.

There are various optional features associated with Local Transport, Common Switching and Transport Termination available with the Feature Groups. In addition, the Interim NXX Translation optional feature is available with Feature Group C and Feature Group D.

Detailed descriptions of each of the available Feature Groups are set forth in 6.5 through 6.8 following. Each Feature Group is described in terms of its specific physical characteristics and calling capabilities, the optional features available for use with it and the standard testing capabilities.

The Common Switching and Transport Termination optional features, which are described in 6.9 following, unless specifically stated otherwise, are available at all Telephone Company end office switches.

ACCESS SERVICE

6. Switched Access Service (Cont'd)6.1 General (Cont'd)6.1.1 Description and Provision of Switched Access Service Arrangements (Cont'd)(B) Manner of Provision

Switched Access is furnished in either quantities of lines or trunks, or in busy hour minutes of capacity (BHMCs). FGA Access and FGB Access are furnished on a per-line or per-trunk basis respectively. FGC Access and FGD Access are furnished on a BHMC and on a per trunk basis as set forth in 5.2 preceding. (C)

BHMCs are differentiated by type and directionality of traffic carried over a Switched Access Service arrangement. Differentiation of traffic among BHMC types is necessary for the Telephone Company to properly design Switched Access Service to meet the traffic carrying capacity requirement of the customer.

There are two major BHMC categories identified as: Originating and Terminating. Originating BHMCs represent access capacity within a LATA for carrying traffic from the end user to the customer; Terminating BHMCs represent access capacity within a LATA for carrying traffic from the customer to the end user. When ordering capacity for FGC Access or FGD Access in BHMCs, the customer must at a minimum specify such access capacity in terms of Originating BHMCs and/or Terminating BHMCs.

(TR13)

ACCESS SERVICE

6. Switched Access Service (Cont'd)6.1 General (Cont'd)6.1.1 Description and Provision of Switched Access Service Arrangements (Cont'd)(B) Manner of Provision (Cont'd)

Because some customers will wish to further segregate their originating traffic into separate trunk groups, or because segregation may be required by network considerations originating BHMCS are further categorized into Domestic, 500, 700, 800, 888, 900,

(N)

Operator and IDDD. Domestic BHMCS represent access capacity for carrying only domestic traffic other than 500, 700, 800, 888, 900 and Operator traffic; IDDD

(N)

BHMCS represent access capacity for carrying only international traffic; and, 500, 700, 800, 888, 900 and Operator BHMCS represent access capacity for carrying, respectively, only 500, 700, 800, 888, 900 or Operator traffic. When ordering such types of access capacity, the customer must specify Domestic, 500, 700, 800, 888, 900, Operator or IDDD BHMCS.

(N)

6.1.2 Ordering Options and Conditions

Switched Access Service is ordered under the Access Order provisions set forth in 5.2 preceding. Also, included in that section are regulations concerning miscellaneous service order charges which may be associated with Switched Access Service ordering (e.g., Service Date Changes, Cancellations, etc.).

6.1.3 Rate Categories

There are four rate categories which apply to Switched Access Service:

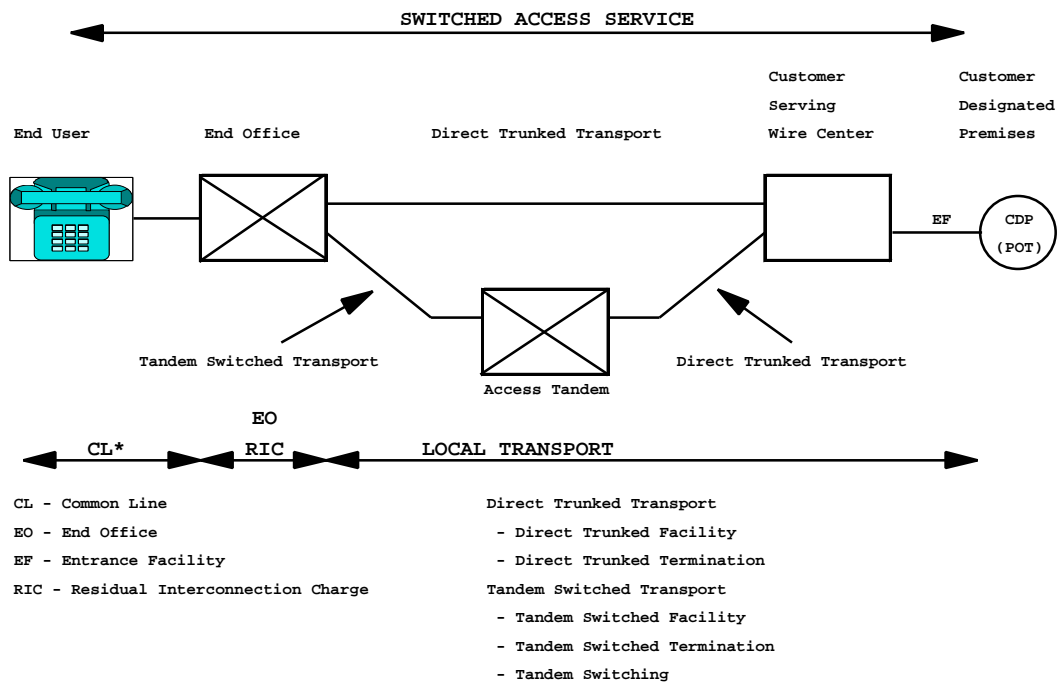
- Local Transport (described in 6.1.3(A) following)
- End Office (described in 6.1.3(B) following)
- Chargeable Optional Features (described in 6.1.3(C) following)
- Common Line (described in Section 3. preceding)

(TR42)

ACCESS SERVICE

6. Switched Access Service (Cont'd)6.1 General (Cont'd)6.1.3 Rate Categories (Cont'd)

The following diagram depicts a generic view of the components of Switched Access Service and the manner in which the components are combined to provide a complete Access Service.



(TR61)

ACCESS SERVICE

6. Switched Access Service (Cont'd)6.1 General (Cont'd)6.1.3 Rate Categories (Cont'd)(A) Local Transport

The Local Transport rate category establishes the charges related to the transmission and tandem switching facilities between the customer designated premises and the end office switch(es), which may be a Remote Switching module(s), where the customer's traffic is switched to originate or terminate the customer's communications. Mileage measurement rules are set forth in 6.4.6 following and in this section. (C)

Local Transport is a two-way voice frequency transmission path composed of facilities determined by the Telephone Company. The two-way voice frequency transmission path permits the transport of calls in the originating direction (from the end user end office switch to the customer designated premises) and in the terminating direction (from the customer designated premises to the end office switch), but not simultaneously. The voice frequency transmission path may be comprised of any form or configuration of plant capable of and typically used in the telecommunications industry for the transmission of voice and associated telephone signals within the frequency bandwidth of approximately 300 to 3000 Hz. The customer must specify the choice of facilities (i.e., Voice Grade 2 or 4 wire or High Capacity DS1 or DS3) to be used in the provision of Direct Trunked Transport or Entrance Facility. (C)

The customer must specify when ordering (1) whether the service is to be directly routed to an end office switch or through an access tandem switch, (2) the type of Direct Trunked Transport and whether it will overflow to Tandem Switched Transport when service is directly routed to an end office, (3) the type of Entrance Facility, (4) the directionality of the service, and (5) when multiplexing is required, the hub(s) at which the multiplexing will be provided. (N)

(TR13)

ACCESS SERVICE

6. Switched Access Service (Cont'd)6.1 General (Cont'd)6.1.3 Rate Categories (Cont'd)(A) Local Transport (Cont'd)

Additionally, when service is to be routed through an ALLTEL access tandem switch, the customer must order the facility between the serving wire center and the tandem as Direct Trunked Transport.

When the customer has both Tandem Switched Transport and Direct Trunked Transport at the same end office, the customer will be provided Alternate Traffic routing as set forth in 6.4.6 following.

Direct Trunked Transport is available at all tandems and at all end offices except those identified in NATIONAL EXCHANGE CARRIER ASSOCIATION, INC. TARIFF F.C.C. NO. 4 as not having the capability to provide Direct Trunked Transport. Direct Trunked Transport is not available: (1) from end offices that provide equal access through a centralized equal access arrangement, (2) from end offices that lack recording or measurement capability, and (3) for originating 800/888/877

calls from non-Service Switching Point (SSP) equipped end offices that can not accommodate direct trunking of originating 800/888/877 calls.

(C)

(C)

Unless otherwise ordered by the F.C.C., where the Telephone Company elects to provide equal access through a centralized equal access arrangement, the Telephone Company will designate the serving wire center. The designated SWC will normally be that wire center which provides dial tone to the telephone company centralized Equal Access tandem office identified in NATIONAL EXCHANGE CARRIER ASSOCIATION, INC. TARIFF F.C.C. NO. 4. When service is provided in cooperation with a non telephone company provider of centralized Equal Access, the SWC will be that wire center which would normally provide dial tone to the telephone company point of interconnection with the non telephone company provider of Centralized Equal Access specified in the tariff of the centralized Equal Access provider. Those Telephone Company offices providing equal access through centralized arrangements are identified in NATIONAL EXCHANGE CARRIER ASSOCIATION, INC., TARIFF F.C.C. NO. 4.

(TR64)

ACCESS SERVICE

6. Switched Access Service (Cont'd)6.1 General (Cont'd)6.1.3 Rate Categories (Cont'd)(A) Local Transport (Cont'd)

Local Transport is provided at the rates and charges set forth in 17.2.2 following. The application of these rates with respect to individual Feature Groups is as set forth in 6.4.1(C) following. When more than one Telephone Company is involved in providing the Switched Access Service, the Local Transport rates are applied as set forth in 2.4.7 preceding.

(N)

The Local Transport Rate Category includes five classes of rate elements: (1) Entrance Facility, (2) Direct Trunked Transport, (3) Tandem Switched Transport, (4) Residual Interconnection Charge, and (5) Multiplexing.

(1) Entrance Facility

The Entrance Facility recovers a portion of the costs associated with the communications path between a customer designated premises and the serving wire center of that premises.

Included as part of the Entrance Facility is a standard channel interface arrangement which defines the technical characteristics associated with the type of facilities to which the access service is to be connected at the customer designated premises and the type of signaling capability, if any.

Three types of Entrance Facility are available: (1) Voice Grade 2 or 4 wire (an analog channel with an approximate bandwidth of 300 to 3000 Hz), (2) High Capacity DS1 (an isochronous serial digital channel with a rate of 1.544 Mbps) and (3) High Capacity DS3 (an isochronous serial digital channel with a rate of 44.736 Mbps). The minimum period for which a DS3 Entrance Facility is provided is twelve months.

(N)

(TR13)

ACCESS SERVICE

6. Switched Access Service (Cont'd)6.1 General (Cont'd)6.1.3 Rate Categories (Cont'd)(A) Local Transport (Cont'd)(1) Entrance Facility (Cont'd)

One charge applies for each Entrance Facility that is terminated at a customer designated premises. This charge will apply even if the customer designated premises and the serving wire center are collocated in a Telephone Company building.

(D)(x)

(D)(x)

A customer's Local Transport may be connected to the Entrance Facility of another customer, providing the other customer submits a Letter of Authorization for this connection and assumes full responsibility for the cost of the Entrance Facility.

(x) Filed under authority of Special Permission 93-1230 of the Federal Communications Commission.

(s) All material on this page, unless otherwise noted, was originally issued under Transmittal #13 and is scheduled to become effective December 30, 1993. (TR20)

Issued: December 23, 1993

Effective: December 30, 1993

One Allied Drive
Little Rock, Arkansas 72203

ACCESS SERVICE

6. Switched Access Service (Cont'd)6.1 General (Cont'd)6.1.3 Rate Categories (Cont'd)(A) Local Transport (Cont'd)(2) Direct Trunked Transport

The Direct Trunked Transport rate elements recovers a portion of the cost associated with the communications path between the serving wire center and the end office or serving wire center and a tandem on circuits dedicated to the use of a single customer.

Direct Trunked Transport is required at all tandems and is available to all end offices

except those identified in NATIONAL EXCHANGE CARRIER ASSOCIATION, INC. TARIFF F.C.C. NO. 4, WIRE CENTER INFORMATION as not having the capability to provide Direct Trunked Transport. Direct Trunked Transport is not available: (1) from end offices that provide equal access through a centralized equal access arrangement, (2) from end offices that lack recording or measurement capability, and (3) for originating 800/888/877 calls from non-Service Switching

Point (SSP) equipped end offices that can not accommodate direct trunking of originating 800/888/877 calls.

(C)

(C)

Three types of Direct Trunked Transport are available:

(1) Voice Grade (an analog channel with an approximate bandwidth of 300 to 3000 Hz).

(2) High Capacity DS1 (an isochronous serial digital channel with a rate of 1.544 Mbps).

(3) High Capacity DS3 (an isochronous serial digital channel with a rate of 44.736 Mbps). The minimum period for which a High Capacity DS3 Direct Trunked Transport is provided is twelve months.

(TR13)

ACCESS SERVICE

6. Switched Access Service (Cont'd)6.1 General (Cont'd)6.1.3 Rate Categories (Cont'd)(A) Local Transport (Cont'd)(2) Direct Trunked Transport (Cont'd)

(N)

High Capacity DS3 Direct Trunked Transport can not be terminated at end offices that are not identified as hub offices that provide DS3 to DS1 multiplexing. Additionally, DS1 Direct Trunked Transport can not be terminated at end offices that are not identified as hub offices that provide DS1 to Voice Grade multiplexing or are not electronic end offices. Offices that provide multiplexing are identified in NATIONAL EXCHANGE CARRIER ASSOCIATION, INC. TARIFF F.C.C. NO. 4, WIRE CENTER INFORMATION.

Direct Trunked Transport rates consist of a Direct Trunked Facility rate which is applied on a per mile basis and a Direct Trunked Termination rate which is applied at each end of each measured segment of the Direct Trunked Facility (e.g., at the end office, hub, tandem and serving wire center). When the Direct Trunked Facility mileage is zero, neither the Direct Trunked Facility rate nor the Direct Trunked Termination rate will apply.

The Direct Trunked Facility rate recovers a portion of the costs of the transmission facilities, including intermediate transmission circuit equipment, between the end points of the interoffice circuits.

The Direct Trunked Termination rate recovers a portion of the costs of the circuit equipment that is necessary for the termination of each end of the Direct Trunked Facility.

(N)

(TR13)

ACCESS SERVICE

6. Switched Access Service (Cont'd)6.1 General (Cont'd)6.1.3 Rate Categories (Cont'd)(A) Local Transport (Cont'd)(3) Tandem Switched Transport

The Tandem Switched Transport rate elements recover a portion of the costs associated with the communications path between the tandem and the end office on circuits that are switched at a tandem switch. Tandem Switched Transport consists of circuits used in common by multiple customers from the tandem to the end office.

(D)

(D)

Tandem Switched Transport rates consist of a Tandem Switching rate, a Tandem Switched Facility rate, and a Tandem Switched Termination rate.

The Tandem Switching rate recovers a portion of the costs of switching traffic through an access tandem. The Tandem Switching rate specified in 17.2.2 following is applied on a per access minute per tandem basis for all originating and all terminating minutes of use switched at the tandem. Tandem locations are identified in NATIONAL EXCHANGE CARRIER ASSOCIATION, INC. TARIFF F.C.C. NO. 4, WIRE CENTER INFORMATION.

The Tandem Switched Facility rate recovers a portion of the costs of the transmission facilities, including intermediate transmission circuit equipment, between the end points of the interoffice circuits. The Tandem Switched Facility rate specified in 17.2.2 following is applied on a per access minute per mile basis for all originating and terminating minutes of use routed over the facility.

(TR61)

ACCESS SERVICE

6. Switched Access Service (Cont'd)6.1 General (Cont'd)6.1.3 Rate Categories (Cont'd)(A) Local Transport (Cont'd)(3) Tandem Switched Transport (Cont'd)

The Tandem Switched Termination rate recovers a portion of the costs of the circuit equipment that is necessary for the termination of each end of the Tandem Switched Facility. The Tandem Switched Termination rate specified in 17.2.2 following is applied on a per access minute basis (for all originating and terminating minutes of use routed over the facility) at each end of each measured segment of Tandem Switched Facility (e.g., at the end office, Feature Group A dial tone office, host office, remote office, tandem, and serving wire center). When the Tandem Switched Facility mileage is zero, neither the Tandem Switched Facility rate nor the Tandem Switched Termination rate will apply.

(C)(x)

(x) Filed under authority of Special Permission No. 94-1466 of the Federal Communications Commission. The designated material represents a change in terms and conditions for customers of Sugar Land Telephone Company who, as a result of this filing, transfer from Sugar Land Telephone Company's Interstate F.C.C. No. 2 tariff to this tariff.

(TR34)

ACCESS SERVICE

6. Switched Access Service (Cont'd)6.1 General (Cont'd)6.1.3 Rate Categories (Cont'd)(A) Local Transport (Cont'd)(4) Interconnection Charge

(N)

The Interconnection Charge recovers the costs associated with Local Transport that are not recovered by the Entrance Facility, Direct Trunked Transport, Tandem Switched Transport, Multiplexing, or dedicated signaling (i.e., SS7) rates. The Interconnection Charge applies to all access minutes of use (i.e., both Tandem Switched and Direct Trunked) switched at the end office (which may be a Remote Switching Module or a WATS Serving Office).

(N)

Local Transport is provided at the rates and charges set forth in 17.2.2 following. The application of these rates with respect to individual Feature Groups is as set forth in 6.4.1(C) following.

(5) Multiplexing

(N)

DS3 to DS1 Multiplexing charges apply when a High Capacity DS3 Entrance Facility or Direct Trunked Facility is connected with High Capacity DS1 Direct Trunked Transport. The DS3 to DS1 multiplexer will convert a 44.736 Mbps channel to 28 DS1 channels using digital time division multiplexing.

DS1 to Voice Grade Multiplexing charges apply when a High Capacity DS1 Entrance Facility or High Capacity DS1 Direct Trunked Facility is connected with Voice Grade Direct Trunked Transport. A DS1 to Voice Grade Multiplexing charge does not apply when a High Capacity DS1 Direct Trunked Facility is terminated at an electronic end office and only Switched Access Service is provided over the DS1 facility (i.e., Voice Grade Special Access channels are not derived). The DS1 to Voice multiplexer will convert a 1.544 Mbps channel to 24 Voice Grade channels.

Multiplexing is only available at wire centers identified in NATIONAL EXCHANGE CARRIER ASSOCIATION, INC. TARIFF F.C.C. NO. 4, WIRE CENTER INFORMATION.

(N)

(TR13)

ACCESS SERVICE

6. Switched Access Service (Cont'd)6.1 General (Cont'd)6.1.3 Rate Categories (Cont'd)(A) Local Transport (Cont'd)(6) Interface Groups

Ten Interface Groups are provided for terminating the Entrance Facility at the customer's designated premises. Technical specifications concerning the available interface groups are set forth in 15.1 following.

(7) Nonchargeable Optional Features

Where transmission facilities permit, the individual transmission path between the customer's designated premises and the first point of switching may at the option of the customer be provided with the following optional features as set forth and described in 15.1.1(E) following.

- Supervisory Signaling
- Customer Specified Entry Switch Receive Level
- Customer Specification of Local Transport Termination

When a customer utilizes the CCS network at appropriately equipped Telephone Company end offices, the following optional features are made available and are described in 6.10.1 following.

- SS7 Signaling
- Calling Party Number
- Carrier Selection Parameter
- Charge Number Parameter

(C)(x)

(C)(x)

(x) Filed under authority of Special Permission No. 94-1466 of the Federal Communications Commission. The designated material represents a change in terms and conditions for customers of Sugar Land Telephone Company who, as a result of this filing, transfer from Sugar Land Telephone Company's Interstate F.C.C. No. 2 tariff to this tariff.

(TR34)

ACCESS SERVICE

6. Switched Access Service (Cont'd)6.1 General (Cont'd)6.1.3 Rate Categories (Cont'd)(A) Local Transport (Cont'd)(8) Chargeable Optional Features

Common Channel Signaling, Signaling System 7 (CCS/SS7) Network Connection (CCSNC) Service provides a signaling path between a customer's designated Signaling Point of Interface (SPOI) and a Telephone Company's Signaling Transfer Point (STP). CCSNC is provided as set forth in 6.10.5 following.

(N)
|
(N)

800/888/877 Database Access Service is provided to all customers in conjunction with FGC and FGD switched access service. A Basic or Enhanced Query charge, as set forth in 17.2.2 (E) following, is assessed for each completed query returned from the 800/888/877 data base whether or not the actual call is delivered to the customer. The query is considered completed when the appropriate call routing information is returned to the Service Switching Point (SSP) that launched the query. The Basic Query provides the identification of the customer to whom the call will be delivered and includes area of service routing which allows routing of 800/888/877 calls by telephone companies to different interexchange carriers based on the Local Access Transport Area (LATA) in which the call originates. The Enhanced Query provides this same customer identification function in addition to vertical features which may include: (1) call validation (ensuring that calls originate from subscribed service areas); (2) POTS translation of 800/888/877 numbers (which is generally necessary for the routing of 800/888/877 calls); (3) alternate POTS translation (which allows subscribers to vary the routing of 800/888/877 calls based on factors such as time of day, place of origination of the call, etc.); and (4) multiple carrier routing (which allows subscribers to route to different carriers based on factors similar to those in (3)).

(TR69)

ACCESS SERVICE

6. Switched Access Service (Cont'd)6.1 General (Cont'd)6.1.3 Rate Categories (Cont'd)(B) End Office

The End Office rate category establishes the charges related to the local end office switching and end user termination functions necessary to complete the transmission of Switched Access communications to and from the end users served by the local end office. The End Office rate category includes the Local Switching and Information Surcharge rate elements.

ACCESS SERVICE

6. Switched Access Service (Cont'd)6.1 General (Cont'd)6.1.3 Rate Categories (Cont'd)(B) End Office (Cont'd)(1) Local Switching

The Local Switching rate element establishes the charges related to the use of end office switching equipment, the terminations in the end office of end user lines, and the terminations of calls at Telephone Company Intercept Operators or recordings, the STP costs, and the SS7 signaling function between the end office and the Signaling Transfer Point. The premium charge is divided into two distinct categories, i.e., Local Switching 1 and Local Switching 2. The first category, Local Switching 1, is applicable to Feature Groups A and B. Local Switching 1 does not apply to:

- Feature Group B when utilized to provide MTS/WATS service,
- Feature Groups A and B used for terminating inward WATS and WATS-type service at an equal access WATS Serving Office.

The second category, Local Switching 2, is applicable to:

- Feature Groups C and D,
- FGB when utilized to provide MTS/WATS service
- FGB when routed over FGD facilities at an office or access tandem.

ACCESS SERVICE

6. Switched Access Service (Cont'd)6.1 General (Cont'd)6.1.3 Rate Categories (Cont'd)(B) End Office (Cont'd)(1) Local Switching (Cont'd)

- Feature Groups A and B used for terminating inward WATS and WATS-type service at an equal access WATS Serving Office, and

Local Switching does not apply to Feature Groups B and D Switched Access Services associated with Wireless Switching Centers (WSCs) directly interconnected to a Telephone Company access tandem office. (C)

Where end offices are appropriately equipped, international dialing may be provided as a capability associated with Local Switching 2 which provides local dial switching for Feature Groups C and D. International dialing provides the capability of switching international calls with service prefix and address codes having more digits than are capable of being switched through a standard FGC or FGD equipped end office.

Rates for Local Switching 1 and Local Switching 2 are set forth in 17.2.3 following. The application of these rates with respect to individual Feature Groups is as set forth in 6.4.1(C) following.

There are four types of functions included in the Local Switching rate element: Common Switching, Transport Termination, Line Termination and Intercept. These are described in (a) through (d) following.

(TR40)

ACCESS SERVICE

6. Switched Access Service (Cont'd)6.1 General (Cont'd)6.1.3 Rate Categories (Cont'd)(B) End Office (Cont'd)(1) Local Switching (Cont'd)(a) Common Switching

Common Switching provides the local end office switching functions associated with the various access (i.e., Feature Group) switching arrangements. The Common Switching arrangements provided for the various Feature Group arrangements are described in 6.5 through 6.8 following.

Included as part of Common Switching are various nonchargeable optional features which the customer can order to meet the customer's specific communications requirements. These optional features are described in 6.9.1 following.

(b) Transport Termination

Transport Termination functions provide for the line or trunk side arrangements which terminate the Local Transport facilities. Included as part of these functions are various nonchargeable optional termination arrangements. These optional terminating arrangements are described in 6.9.2 following.

The number of Transport Terminations provided will be determined by the Telephone Company as set forth in 6.2.5 following.

ACCESS SERVICE

6. Switched Access Service (Cont'd)6.1 General (Cont'd)6.1.3 Rate Categories (Cont'd)(B) End Office (Cont'd)(1) Local Switching (Cont'd)(c) Line Termination

Line Termination provides for the terminations of end user lines in the local end office. There are two types of Line Terminations, i.e., Common Line Terminations and Special Access Service Terminations utilized in the provision of WATS or WATS-type services at Telephone Company designated WATS Serving Offices.

The above Special Access Service Terminations are differentiated by line side vs. trunk side terminations. In addition, there are various types of originating and terminating line side terminations depending on the type of signaling associated with the Special Access Service. Line side terminations are available with either dial pulse or dual tone multifrequency address signaling.

ACCESS SERVICE

6. Switched Access Service (Cont'd)6.1 General (Cont'd)6.1.3 Rate Categories (Cont'd)(B) End Office (Cont'd)(1) Local Switching (Cont'd)(d) Intercept

The Intercept function provides for the termination of a call at a Telephone Company Intercept operator or recording. The operator or recording tells a caller why a call, as dialed, could not be completed, and if possible, provides the correct number.

(2) Information Surcharge

Information Surcharge rates are assessed to a customer based on the total number of access minutes. Information Surcharge rates are as set forth in 17.2.3(B) following. The application of these rates with respect to individual Feature Groups is as set forth in 6.4.1(C) following.

The Information Surcharge does not apply to Feature Groups B and D Switched Access Services associated with Wireless Switching Centers

(WSCs) directly interconnected to a Telephone Company access tandem office.

(C)

(C)

The number of end office switching transmission paths will be determined as set forth in 6.2.5 following.

(TR40)

ACCESS SERVICE

6. Switched Access Service (Cont'd)6.1 General (Cont'd)6.1.3 Rate Categories (Cont'd)(C) Chargeable Optional Features

Where facilities permit, the Telephone Company will, at the option of the customer, provide the following chargeable optional features.

(1) Interim NXX Translation

The Interim NXX Translation rate element provides for customer identification when calls are directed by end users in the 1+SAC+NXX-XXXX (e.g., 1+900+NXX-XXXX) format. The NXX codes are assigned to specific customers in conformance with the North American Numbering Plan (NANP). NXX code assignment(s) will be made by the NANP Coordinator. The Telephone Company will use the NXX code to identify the customer to whose point of termination the traffic is to be delivered, (i.e., at appropriately equipped electronic end offices, access tandems or through contracted arrangements with other parties.) It is then the responsibility of the customer to do any further translation the customer deems necessary to route the call. Customer assigned NXX codes which have not been ordered will be blocked.

(C)

(TR30)

ACCESS SERVICE

6. Switched Access Service (Cont'd)6.1 General (Cont'd)6.1.3 Rate Categories (Cont'd)(C) Chargeable Optional Features (Cont'd)(1) Interim NXX Translation (Cont'd)

A nonrecurring charge, as set forth in 17.2.1 following, is associated with this optional feature. This nonrecurring charge is assessed by the Telephone Company on a per order basis and is applied in lieu of the Access Order Charge specified in 17.4.1(A) following. The nonrecurring charge is assessed only by the Telephone Company that provides the final translation function.

A Telephone Company is said to have provided the final Interim NXX Translation when its translation identifies the customer's traffic and this traffic is then delivered to the customer's point of termination without any further translation. The description and application of this charge with respect to Feature Group C and Feature Group D is as set forth in 6.4.1(B)(2) and 6.4.1(C) following.

(C)

(TR30)

ACCESS SERVICE

6. Switched Access Service (Cont'd)6.1 General (Cont'd)6.1.3 Rate Categories (Cont'd)(C) Chargeable Optional Features (Cont'd)(2) 800/888/877 Data Base Access Service

(C)

800/888/877 Data Base Access Service is provided to all customers in conjunction with FGC and FGD switched access service. When a 1+800+NXX-XXXX, 1+888+NXX-XXX, or a 1+877+NXX-XXXX call is originated by an end user, the Telephone Company will utilize the CCS network to query an 800/888/877 data base to identify the customer to whom the call will be delivered and provide vertical features where applicable based on the dialed ten digits. The call will then be routed to the identified customer over FGC or FGD switched access.

(C)

(C)

(C)

A Basic or Enhanced Query charge, as set forth in 17.2.2(E) following, is assessed for each completed query returned from the data base indentifying the customer to whom the call will be delivered whether or not the actual call is delivered to the customer. The query is considered completed when the appropriate call routing information is returned to the Service Switching Point (SSP) that launched the query. The Basic Query provides the identification of the customer to whom the call will be delivered and includes area of service routing which allows routing of 800/888/877 calls by telephone companies to different interexchange carriers based on the Local Access Transport Area (LATA) in which the call originates. The Enhanced Query provides the same customer identification as the basic query and vertical features which may include: (1) call validation, (ensuring that calls originate from subscribed service areas); (2) POTS translation of 800/888/877 numbers; (3) alternate POTS translation (which allows subscribers to vary the routing of 800/888/877 calls based on factors such as time of day, place or origination of the call, etc.); and (4) multiple carrier routing (which allows subscribers to route to different carriers based on factors similar to those in (3)).

(C)

(C)

(C)

The description and application of this charge with respect to FGC or FGD is as set forth in 6.4.1(C)(6) following.

(TR64)

ACCESS SERVICE

6. Switched Access Service (Cont'd)6.1 General (Cont'd)6.1.3 Rate Categories (Cont'd)(C) Chargeable Optional Features (Cont'd)(Flex (3) Flexible Automatic Number Identification
ANI)

The Flex ANI rate element provides for the addition of the Flex ANI feature to Feature Group D (FGD) trunk groups. Flex ANI is a Common Switching optional feature that enhances the existing Automatic Number Identification (ANI) optional feature (described in 6.9.1(F) following) by allowing FGD customers to receive additional information digits. Flex ANI provides additional values for these information digits over and above the values currently available with ANI and will be used to identify additional call types, i.e., calls from WATS lines and private virtual networks. Flex ANI is available to customers with FGD Switched Access Service equipped with ANI.

A nonrecurring charge, as set forth in 17.2.1 following, is associated with this optional feature. This nonrecurring charge is assessed by the Telephone Company on a per end office, per Carrier Identification Code (CIC) basis and is applied in conjunction with the Access Order charge specified in 17.4.1(A) following. The application of this charge with respect to FGD is set forth in 6.4.1(B)(4) and a description of this feature is set forth in 6.10.3.

6.1.4 Special Facilities Routing

Any customer may request that the facilities used to provide Switched Access Service be specially routed. The regulations for Special Facilities Routing (i.e., Avoidance, Diversity and Cable-Only) are set forth in Section 11. following.

Certain regulations on this page now appear on 1st Revised Page 6-20 (TR48)

ACCESS SERVICE

6. Switched Access Service (Cont'd)6.1 General (Cont'd)6.1.5 Design Layout Report

At the request of the customer, the Telephone Company will provide to the customer the makeup of the facilities and services provided from the customer's premises to the first point of switching. This information will be provided in the form of a Design Layout Report. The Design Layout Report will be provided to the customer at no charge, and will be reissued or updated whenever these facilities are materially changed.

(M)

(M)

6.2 Undertaking of the Telephone Company

In addition to the obligations of the Telephone Company set forth in Section 2. preceding, the Telephone Company has certain other obligations concerning only the provision of Switched Access Service. These obligations are as follows:

6.2.1 Network Management

The Telephone Company will administer its network to insure the provision of acceptable service levels to all telecommunications users of the Telephone Company's network services. Generally, service levels are considered acceptable only when both end users and customers are able to establish connections with little or no delay encountered within the Telephone Company network. The Telephone Company maintains the right to apply protective controls, i.e., those actions, such as call gapping, which selectively cancel the completion of traffic, over any traffic carried over its network, including that associated with a customer's Switched Access Service. Generally, such protective measures would only be taken as a result of occurrences such as failure or overload of Telephone Company or customer facilities, natural disasters, mass calling or national security demands. In the event that the protective controls applied by the Telephone Company result in the complete loss of service by the customer, the customer will be granted a Credit Allowance for Service Interruption as set forth in 2.4.4(B)(3) preceding.

Certain regulations on this page formerly appeared on Original Page 6-19.2.(TR48)

ACCESS SERVICE

6. Switched Access Service (Cont'd)6.2 Undertaking of the Telephone Company (Cont'd)6.2.2 Transmission Specifications

Each Switched Access Service transmission path is provided with standard transmission specifications. There are three different standard specifications (Types A, B and C). The standard for a particular transmission path is dependent on the Feature Group, the Interface Group and whether the service is directly routed or via an access tandem. The available transmission specifications are set forth in 15.1.2 following. Data Transmission Parameters are also provided with each Switched Access Service transmission path. The Telephone Company will, upon notification by the customer that the data parameters set forth in 15.1.3 following are not being met, conduct tests independently or in cooperation with the customer, and take any necessary action to insure that the data parameters are met.

The Telephone Company will maintain existing transmission specifications on functioning service configurations installed prior to May 25, 1984, except that service configurations having performance specifications exceeding the standards set forth in 15.1.2 following will be maintained at the performance levels specified.

The transmission specifications concerning Switched Access Service are limits which, when exceeded, may require the immediate corrective action of the Telephone Company. The transmission specifications are set forth in 15.1.2 following. Acceptance limits are set forth in Technical Reference TR-NPL-000334. This Technical Reference also provides the basis for determining Switched Access Service maintenance limits.

ACCESS SERVICE

6. Switched Access Service (Cont'd)6.2 Undertaking of the Telephone Company (Cont'd)6.2.3 Provision of Service Performance Data

Subject to availability, end-to-end service performance data available to the Telephone Company through its own service evaluation routines, may also be made available to the customer based on previously arranged intervals and format. These data provide information on overall end-to-end call completion and non-completion performance, e.g., customer equipment blockage, failure results and transmission performance. These data do not include service performance data which are provided under other tariff sections, e.g., testing service results. If data are to be provided in other than paper format, the charges for such exchange will be determined on an individual case basis.

6.2.4 Testing

Certain testing services offered under this section of the tariff are subject to the availability of the necessary qualified personnel and test equipment at the various testing locations.

(A) Acceptance Testing

At no additional charge the Telephone Company will, at the customer's request, cooperatively test at the time of installation, the following parameters: loss, C-notched noise, C-message noise, 3-tone slope, d.c. continuity and operational signaling. When the Local Transport is provided with Interface Groups 2 through 10, and the Transport Termination is two-wire (i.e., there is a four-wire to two-wire conversion in Local Transport), balance parameters (equal level echo path loss) may also be tested.

ACCESS SERVICE

6. Switched Access Service (Cont'd)6.2 Undertaking of the Telephone Company (Cont'd)6.2.4 Testing (Cont'd)(B) Routine Testing

At no additional charge, the Telephone Company will, at the customer's request, test after installation on an automatic or manual basis, 1004 Hz loss, C-message noise and Balance (Return loss).

In the case of automatic testing, the customer shall provide remote office test lines and 105 test lines with associated responders or their functional equivalent.

The frequency of these tests will be that which is mutually agreed upon by the customer and the Telephone Company, but shall consist of not less than quarterly 1004 Hz Loss and C-message noise tests and an annual Balance test. Trunk test failures requiring customer participation for trouble resolution will be provided to the customer on an as-occurs basis.

Additional tests may be ordered as set forth in 13.3.1 following. Charges for these additional tests are set forth in 17.4.4 following.

ACCESS SERVICE

6. Switched Access Service (Cont'd)6.2 Undertaking of the Telephone Company (Cont'd)6.2.5 Determination of Number of Transmission Paths

For Feature Groups A and B, which are ordered on a per line or per trunk basis respectively, and Feature Groups C and D when ordered on a per trunk basis, the customer specifies the type of transport facilities and the number of channels in the order for service. (C)

For Tandem Switched Transport, the Telephone Company will determine the number of Switched Access Service transmission paths to be provided for the Switched Access Feature Group C and D busy hour minutes of capacity ordered. The number of transmission paths will be developed using the total busy hour minutes of capacity by type (as described in 6.1.1(B) preceding) for the end offices for each Feature Group ordered from a customer's designated premises. The total busy hour minutes of capacity by type (e.g., originating, terminating, IDDD, Operator) for the end office will be converted to transmission paths using standard Telephone Company traffic engineering methods. The number of transmission paths provided shall be the number required based on (1) the use of access tandem switches and end office switches, (2) the use of the end office switches only, or (3) the use of the tandem switches only. (C)

(TR13)

ACCESS SERVICE

6. Switched Access Service (Cont'd)

6.2 Undertaking of the Telephone Company (Cont'd)

6.2.6 Trunk Group Measurement Reports

Subject to availability, the Telephone Company will make available trunk group data in the form of usage in CCS, peg count and overflow, to the customer based on previously agreed to intervals.

ACCESS SERVICE

6. Switched Access Service (Cont'd)6.3 Obligations of the Customer

In addition to the obligations of the customer set forth in Section 2. preceding, the customer has certain specific obligations pertaining to the use of Switched Access Service. These obligations are as follows:

6.3.1 Report Requirements

Customers are responsible for providing the following reports to the Telephone Company, when applicable.

(A) Jurisdictional Reports

When a customer orders Switched Access Service for both interstate and intrastate use, the customer is responsible for providing reports as set forth in 2.3.11 preceding. Charges will be apportioned in accordance with those reports. The method to be used for determining the interstate charges is set forth in 2.3.12 preceding.

(B) Code Screening Reports

When a customer orders service class routing, trunk access limitation or call gapping arrangements, it must report the number of trunks and/or the appropriate codes to be instituted in each end office or access tandem switch, for each of the arrangements ordered.

ACCESS SERVICE

6. Switched Access Service (Cont'd)6.3 Obligations of the Customer (Cont'd)6.3.2 Trunk Group Measurement Reports

With the agreement of the customer, trunk group data in the form of usage in CCS, peg count and overflow for its end of all access trunk groups, where technologically feasible, will be made available to the Telephone Company.

These data will be used to monitor trunk group utilization and service performance and will be based on previously arranged intervals and format.

6.3.3 Supervisory Signaling

The customer's facilities shall provide the necessary on-hook, off-hook, answer and disconnect supervision.

6.3.4 Short Duration Mass Calling Requirements

When a customer offers service for which a substantial call volume is expected during a short period of time (e.g., 900 service media stimulated events), the customer must notify the Telephone Company at least 48 hours in advance of each peak period. Notification should include the nature, time, duration, and frequency of the event, an estimated call volume, and the telephone number(s) to be used.

On the basis of the information provided, the Telephone Company may invoke network management controls, (e.g., call gapping and code blocking) to reduce the probability of excessive network congestion. The Telephone Company will work cooperatively with the customer to determine the appropriate level of such control.

ACCESS SERVICE

6. Switched Access Service (Cont'd)6.4 Rate Regulations

This section contains the specific regulations governing the rates and charges that apply for Switched Access Service.

6.4.1 Description and Application of Rates and Charges

There are two types of rates and charges that apply to Switched Access Service. These are usage rates and nonrecurring charges. These rates and charges are applied differently to the various rate elements as set forth in (C) following.

(A) Recurring Charges

Recurring charges for Switched Access Service are charges that apply on a per access minute or per call basis. Recurring charges are accumulated over a monthly period.

(B) Nonrecurring Charges

Nonrecurring charges are one-time charges that apply for a specific work activity (i.e., installation or change to an existing service). The types of nonrecurring charges that apply for Switched Access Service are: installation of service, Interim NXX Translation optional feature and service rearrangements and Flexible Automatic Number Identification Flex ANI optional feature. These charges, with the exception of the Interim NXX Translation optional feature, are in addition to the Access Order Charge as specified in 17.4.1(A) following.

(N)
(N)

(TR48)

ACCESS SERVICE

6. Switched Access Service (Cont'd)6.4 Rate Regulations (Cont'd)6.4.1 Description and Application of Rates and Charges(Cont'd)(B) Nonrecurring Charges (Cont'd)(1) Installation of Service

(D)

(D)

(N)

A Local Transport nonrecurring installation charge, as set forth in 17.2.1(A)(2) following, will be applied at the serving wire center for each Entrance Facility installed. Additionally, a nonrecurring trunk activation charge as set forth in 17.2.2(D) following, will be applied at each end office on a per order per end office basis or at the tandem when ordered to the tandem for each group of 24 Direct Trunked Transport trunks or fraction thereof that is activated (i.e., designated by the customer to be used to carry switched access). A maximum of 24 trunks can be activated on a DS1 facility and a maximum of 672 trunks can be activated on a DS3 facility.

(N)

For example, if a customer orders a DS1 Entrance Facility and requests activation of 18 of the available circuits, the customer will be charged one Local Transport High Capacity DS1 Installation nonrecurring charge at the serving wire center and one Direct Trunked Transport Activated nonrecurring charge at the end office. If at a later date the customer requests the activation of three more circuits, the customer will then be charged an additional Direct Trunked Transport Activated nonrecurring charge. These charges are in addition to the Access Order Charge as specified in 17.4.1(A) following.

(N)

(TR13)

ACCESS SERVICE

6. Switched Access Service (Cont'd)6.4 Rate Regulations (Cont'd)6.4.1 Description and Application of Rates and Charges(Cont'd)(B) Nonrecurring Charges (Cont'd)(2) Interim NXX Translation Optional Feature

This nonrecurring charge applies to the initial order for the installation of the Interim NXX Translation optional feature with Feature Group C or Feature Group D Switched Access Service and for each subsequent order received to add or change NXX translation codes. This charge, if applicable, applies whether this optional feature is installed coincident with or at any time subsequent to the installation of Switched Access Services.

This charge is applied by the Telephone Company per order. When it is necessary for multiple telephone companies to provide the translation function, the nonrecurring charge is assessed only by the Telephone Company that provides the final translation function which identifies the customer's traffic and this traffic is then delivered to the customer's point of termination without any further translation.

(C)

(TR30)

ACCESS SERVICE

6. Switched Access Service (Cont'd)6.4 Rate Regulations (Cont'd)6.4.1 Description and Application of Rates and Charges (Cont'd)(B) Nonrecurring Charges (Cont'd)(3) Service Rearrangements

All changes to existing services other than changes involving administrative activities and the off-hook supervisory signaling of FGA Access Services, will be treated as a discontinuance of the existing service and an installation of a new service. The nonrecurring charge described in (1) preceding will apply for this work activity. Moves that change the physical location of the point of termination are described and charged for as set forth in 6.4.4 following.

- If, due to technical limitations of the Telephone Company, a customer could not combine its Interim NXX traffic with its other trunk side Switched Access Services, no charge shall apply to combine these trunk groups when it becomes technically possible.
- When changes to an existing service are made prior to July 1, 1994, in connection with a customer converting trunks from tandem-switched transport to direct-trunked transport or from direct trunked-transport to tandem-switched transport, or when a customer orders the disconnection of over-provisioned trunks, or when a customer requests to rearrange switched access service between a lower capacity flat rated switched facility and a higher capacity flat rated switched facility, the nonrecurring charges set forth in (1) preceding do not apply.

(C) (X)

(C) (X)

(X) Filed under authority of Special Permission No. 94-1208 of the Federal Communications Commission. The designated material represents a change in terms and conditions for companies transferring from NECA's Interstate Access Tariff F.C.C. No. 5 to this tariff.

(TR36)

ACCESS SERVICE

6. Switched Access Service (Cont'd)6.4 Rate Regulations (Cont'd)6.4.1 Description and Application of Rates and Charges (Cont'd)(B) Nonrecurring Charges (Cont'd)(3) Service Rearrangements (Cont'd)

Administrative changes will be made without charge(s) to the customer. Administrative changes are as follows:

- Change of customer name,
- Change of customer or customer's end user premises address when the change of address is not a result of a physical relocation of equipment,
- Change in billing data (name, address, or contact name or telephone number),
- Change of agency authorization,
- Change of customer circuit identification,
- Change of billing account number,
- Change of customer test line number,
- Change of customer or customer's end user contact name or telephone number, and
- Change of jurisdiction.

Other changes made without charge to the customer are as follows:

- Changes and additions to existing Switched Access Services which are necessary due to Telephone Company initiated network reconfigurations, and required to provide the same grade of service to the customer that existed prior to the reconfiguration. Charges will apply to those changes and additions which are in excess of those required to provide the same grade of service and/or capacity. Grade of service will be as determined by industry standard engineering tables.
- Changes and additions to existing Switched Access Services which are necessary due to the surrendering of a Carrier Identification Code to the North American Numbering Plan Administration for reassignment. This exception applies only when the customer surrenders the CIC on a nationwide basis on or before January 1, 1993. Charges will apply to those changes and additions which are in excess of those required to provide the same grade of service and/or capacity. Grade of service will be as determined by industry standard engineering tables.

ACCESS SERVICE

6. Switched Access Service (Cont'd)6.4 Rate Regulations (Cont'd)6.4.1 Description and Application of Rates and Charges (Cont'd)(B) Nonrecurring Charges (Cont'd)(3) Service Rearrangements (Cont'd)

Changes to the point in time when the off-hook supervisory signal is provided in the originating call sequence i.e., when the off-hook supervisory is changed from being provided by the customer's equipment before the called party answers to being forwarded by the customer's equipment when the called party answers or vice versa, are subject to the Access Order Charge as set forth in 17.4.1(A) following.

For additions, changes or modifications to an optional feature which has a separate nonrecurring charge, that nonrecurring charge will apply.

For additions, changes, or modifications to optional features that do not have their own separate nonrecurring charges, an Access Order Charge as set forth in 17.4.1(A) following will apply. When an optional feature is not required on each transmission path group, and end office or an access tandem switch, only one such charge will apply (i.e., it will not apply per transmission path).

Nonrecurring charges will be waived for rearrangements that convert Switched Transport Facilities from tandem-switched transport to direct-trunked transport provided the Access Service Request is placed between June 17, 1997 and January 1, 1999. This waiver of nonrecurring charges includes both the Access Order Charge and nonrecurring charges for installation of new facilities between the Telephone Company serving wire center and the customer's premises when such facilities are required to provision rerouted trunks. The following conditions must be met in order for charges to be waived:

- The customer must maintain the same customer premises location. Requests to add or change features will incur the charges applicable to the feature.

(N)

(N)

(TR53)

ACCESS SERVICE

6. Switched Access Service (Cont'd)6.4 Rate Regulations (Cont'd)6.4.1 Description and Application of Rates and Charges (Cont'd)(B) Nonrecurring Charges (Cont'd)(3) Service Rearrangements (Cont'd)

- Direct routed end office trunks must subtend the tandem from which service is being rearranged
- One trunk at the tandem must be disconnected for each rerouted end office trunk installed with the following exception. If the customer demonstrates that industry accepted engineering standards require the installation of additional trunks, the nonrecurring charges for such additional trunks will also be waived.
- The order to disconnect from the tandem must be placed at the same time as the order to connect at the end office. The due date for the disconnect order may not be more than 90 (ninety) days after the due date for the order to install the end office trunk. Requests to rearrange trunks must be received by the Telephone Company no later than January 1, 1999.

(TR53)

ACCESS SERVICE

6. Switched Access Service (Cont'd)6.4 Rate Regulations (Cont'd)6.4.1 Description and Application of Rates and Charges (Cont'd)(B) Nonrecurring Charges (Cont'd)(4) SS7\MF Signaling Trunk Group Conversion Charge

For conversion of FGC or FGD trunks from MF to SS7 signaling or from SS7 to MF signaling, a nonrecurring charge will apply as set forth in 17.2.2(C) following.

(T)

The trunk group conversion charge is applied on a per trunk group basis or major fraction thereof, and is applicable when the total number of trunks in a trunk group remain the same. Additions of new trunks will follow the regulations, rates and charges associated with the installation of new services as set forth in 6.4.1(B)(1) preceding.

During the conversion of a trunk group from MF to SS7 signaling, a customer may add Calling Party Number (CPN), Charge Number (CN) and/or Carrier Selection Parameter (CSP) optional features.

The Access Order Charge, as set forth in 17.4.1(A) following will apply to each order received by the Telephone Company to convert an existing FGC or FGD trunk group(s) from MF to SS7 signaling or from SS7 to MF signaling.

(5) Flexible Automatic Number Identification Optional Feature (Flex ANI)

This nonrecurring charge applies to each order for the installation of the Flex ANI optional feature with Feature Group D (FGD) Switched Access Service equipped with Automatic Number Identification (ANI).

This charge applies whether this optional feature is installed coincident with or at any time subsequent to the installation of FGD Switched Access Service.

(TR55)

ACCESS SERVICE

6. Switched Access Service (Cont'd)6.4 Rate Regulations (Cont'd)6.4.1 Description and Application of Rates and Charges (Cont'd)(C) Application of Rates (Cont'd)

Rates are applied either as premium or non-premium rates.

The application of these rates is dependent upon the Feature Group and the availability of equal access capabilities in the end office to which the service is provided.

The following rules provide the basis for applying the rates and charges:

(1) Premium Rates

Premium rates apply to all FGC access minutes when the service is provided to customers which furnish interstate MTS/WATS, to all access minutes that originate or terminate at end offices equipped with equal access (i.e., FGD) capabilities. Premium rates also apply to FGB and FGD access minutes that originate or terminate at a Wireless Switching Center (WSC) that is directly connected to a Telephone Company access tandem office. In addition, premium rates apply to FGB access minutes when utilized in the provision of MTS/WATS service or when routed over FGD facilities at an end office or access tandem. (N)
(N)

The following transport rate elements can be charged Premium rates:

- Tandem Switched Termination (TST)
- Tandem Switched Facility (TSF)
- Tandem Switching (TS)
- Entrance Facility (EF)
- Direct Trunked Termination (DTT)
- Direct Trunked Facility (DTF)
- Switched Access Multiplexing

(TR65)

ACCESS SERVICE

6. Switched Access Service (Cont'd)

6.4 Rate Regulations (Cont'd)

6.4.1 Description and Application of Rates and Charges (Cont'd)

(C) Application of Rates (Cont'd)

(1) Premium Rates (Cont'd)

(D)

(D)

- (x) Filed under authority of Special Permission 93-1230 of the Federal Communications Commission.
- (s) All material on this page , unless otherwise noted, was originally issued under Transmittal #13 and is scheduled to become effective December 30, 1993.

(TR20)

ACCESS SERVICE

6. Switched Access Service (Cont'd)6.4 Rate Regulations (Cont'd)6.4.1 Description and Application of Rates and Charges (Cont'd)(C) Application of Rates (Cont'd)(2) Non-premium Rates

Non-premium rates (i.e., discounted access minute rates) apply to all FGA and FGB access minutes (measured or assumed) originating or terminating in an end office which is not equipped with equal access capabilities. In addition, non-premium rates apply to FGC access minutes originating in an end office which is not equipped with equal access capabilities when the FGC service is used in conjunction with the Interim NXX Translation optional feature or 800/888/877 Data Base services by (C)
customers who do not furnish interstate MTS/WATS.

The following transport rate elements can not be charged Non-Premium rates:

- Tandem Switched Termination (TST)
- Tandem Switched Facility (TSF)
- Tandem Switching (TS)
- Entrance Facility (EF)
- Direct Trunked Termination (DTT)
- Direct Trunked Facility (DTF)
- Switched Access Multiplexing

(TR64)

ACCESS SERVICE

6. Switched Access Service (Cont'd)6.4 Rate Regulations (Cont'd)6.4.1 Description and Application of Rates and Charges (Cont'd)(C) Application of Rates (Cont'd)(3) Transition Billing Arrangement

When FGA, or FGB Switched Access Service, except as set forth in (1) preceding, provided to an entry switch (i.e., dial tone office for FGA and access tandem for FGB) has usage originating from and/or terminating at both end offices that have been converted to equal access and end offices that have not been converted, the premium and non-premium rates will apply in the following manner:

- (a) All access minutes that originate from or terminate at the equal access end office(s) will be billed at premium rates. Access minutes that originate from or terminate at end offices not equipped with equal access capabilities, hereinafter referred to as non-premium access minutes, will continue to be billed at non-premium rates. Non-premium rates will apply as follows depending on the type of service.
 - (i) For FGA and FGB services, the number of non-premium access minutes to be billed at non-premium rates is derived by subtracting the number of premium rated access minutes from the total number of access minutes.
 - (ii) Premium access minutes will be determined as set forth in (b) following.

ACCESS SERVICE

6. Switched Access Service (Cont'd)6.4 Rate Regulations (Cont'd)6.4.1 Description and Application of Rates and Charges (Cont'd)(C) Application of Rates (Cont'd)(3) Transition Billing Arrangement (Cont'd)

(b) The number of access minutes to be rated as premium access minutes is determined as follows:

(i) Where end office specific usage data is available, premium rates apply to the measured access minutes originating from or terminating at the equal access end office(s).

(ii) Where end office specific usage data is not available for originating and/or terminating FGA or FGB, the total originating and/or terminating usage will be measured or assumed usage at the entry switch as set forth respectively in 6.5.4 and 6.6.4 following. Originating and/or terminating usage will then be apportioned between premium and non-premium access minutes.

Such apportionment will be based on the ratio of the number of subscriber lines in the access area (i.e., local calling areas for FGA originating minutes, LATA for FGA terminating minutes and end offices subtending the access tandem for FGB minutes) of the first point of switching that are served by equal access end offices to the total number of subscriber lines in that access area. The ratio thus developed is applied to the total measured or assumed originating FGA usage, terminating FGA usage, originating FGB usage or terminating FGB usage, as applicable, to determine the usage to be billed at premium rates, unless adjusted as set forth in (iii) following.

ACCESS SERVICE

6. Switched Access Service (Cont'd)6.4 Rate Regulations (Cont'd)6.4.1 Description and Application of Rates and Charges (Cont'd)(C) Application of Rates (Cont'd)(3) Transition Billing Arrangement (Cont'd)

(b) (Cont'd)

(ii) (Cont'd)

The ratios used to calculate the premium usage will be determined on a quarterly basis. The ratios to be used for the succeeding quarter will be provided to the customer with the last bill rendered in the quarter or mailed separately within five working days after the first day of the new quarter (i.e., January, April, July and October).

For purposes of administering this provision: (1) subscriber lines are defined as exchange service lines, Centrex lines and Centrex-type lines provided by the Telephone Company under its local and/or general exchange service tariff; (2) the access area is defined as the local calling area of the dial tone office for originating FGA, the entire LATA for terminating FGA, and all end offices subtending the access tandem for originating and terminating FGB; and (3) the local calling area of the dial tone office is as defined in the Telephone Company's local and/or general exchange service tariff.

- (iii) Where FGD Switched Access Service is provided to a customer in an end office(s) where that customer's FGA or FGB premium access minutes have been determined in accordance with (ii) preceding, such premium access minutes will be adjusted in the following manner. For each FGD access minute originating from or terminating at that end office, the originating or terminating FGA or FGB premium access minutes determined as set forth in (ii) preceding will be reduced on a one for one basis, but

ACCESS SERVICE

6. Switched Access Service (Cont'd)6.4 Rate Regulations (Cont'd)6.4.1 Description and Application of Rates and Charges (Cont'd)(C) Application of Rates (Cont'd)(3) Transition Billing Arrangement (Cont'd)

(b) (Cont'd)

(iii) (Cont'd)

in no event shall the reduction exceed the total number of FGA or FGB premium access minutes originating from or terminating at that end office. For each FGA or FGB premium minute of use reduction either the originating or terminating direction, a corresponding originating or terminating non premium minute of use will be apportioned to those end offices in the access area that are non equal. Such apportionment will be based upon a ratio of the number of subscriber lines in each non equal end office to the total subscriber lines that are served by all non equal end offices in the access area. The customer will be billed for the revised number of premium or non premium access minutes.

(4) Unmeasured FGA and FGB Access Services

Where originating and/or terminating measurement capability does not exist for Feature Group A or Feature Group B Switched Access Services provided to the first point of switching, the number of access minutes that will be assumed are as set forth following in 6.5.4 and 6.6.4 respectively.

(5) Notice of Equal Access Conversion

The Telephone Company will provide written notification to all access customers of record within a particular LATA that an end office in that LATA is scheduled to be converted to an equal access end office. This notification will be sent, via certified U.S. Mail, to each customer of record in the LATA where the conversion is scheduled to occur, at least six months in advance of the conversion date.

ACCESS SERVICE

6. Switched Access Service (Cont'd)6.4 Rate Regulations (Cont'd)6.4.1 Description and Application of Rates and Charges (Cont'd)(C) Application of Rates (Cont'd)(5) Notice of Equal Access Conversion (Cont'd)

The customer will have the choice of converting all or part of the existing services to equal access (i.e., Feature Group D) or retaining the existing services. The conversion of existing services will be at no charge provided the order to convert such services to Feature Group D is received as set forth in 6.4.3 following. Premium rates will apply to the total access minutes beginning on the actual conversion date, whether the customer chooses to convert to FGD or retain existing services.

(6) 800/888/877 Data Base Access Service (C)

A Basic Query or Enhanced Query charge applies for each completed query that is returned from the 800/888/877 data base identifying the customer to whom the call will be delivered whether or not the actual call is delivered to the customer. The query is considered completed when the appropriate call routing information is returned to the Service Switching Point (SSP) that launched the query. Query charges, as set forth in 17.2.2(E), will only be applied by those companies whose wire centers are identified as assessing query charges in the NATIONAL EXCHANGE CARRIER ASSOCIATION, INC. TARIFF F.C.C. NO. 4. (C)

(TR64)

ACCESS SERVICE

6. Switched Access Service (Cont'd)6.4 Rate Regulations (Cont'd)6.4.1 Description and Application of Rates and Charges (Cont'd)(C) Application of Rates (Cont'd)(6) 800 Data Base Access Service (Cont'd)

When FGC or FGD switched access service is used for the provision of 800 Data Base Access Service and the total minutes of use and/or count of queries can be determined for each customer at a tandem or SSP but can not be determined by individual end office, an allocation method will be utilized to determine minutes of use and/or queries by end office and customer. For each end office a ratio will be developed and applied against the total minutes of use and/or count of queries for a given customer as determined by the tandem or SSP. These ratios will be developed by dividing the unidentified originating 800 minutes of use at an end office by the total unidentified originating minutes of use in all end offices subtending the tandem or SSP. For example, assume:

- Three end office (EO-1, EO-2, and EO-3) subtend a tandem

EO-1 measures 2,000 minutes of 800 use	
EO-2 measures 3,000 minutes of 800 use	
<u>EO-3 measures 5,000 minutes of 800 use</u>	
10,000	TOTAL

- The tandem delivers 800 usage to two customers:

IC-A has 4,000 minutes of use
IC-B has 6,000 minutes of use

- The allocation ratio for EO-1 is 20%
2,000/10,000

- The minutes of use to be billed by EO-1 are

800 to IC-A (20% x 4,000)	
<u>1,200 to IC-B (20% x 6,000)</u>	
2,000	TOTAL

(TR6)

ACCESS SERVICE

6. Switched Access Service (Cont'd)6.4 Rate Regulations (Cont'd)6.4.1 Description and Application of Rates and Charges (Cont'd)

(N)

(C) Application of Rates (Cont'd)(7) Common Channel Signaling/Signaling System 7
(CCS/SS7) Network Connection Service

The CCS/SS7 Network Connection is comprised of a Signaling Mileage Facility charge, a Signaling Mileage Termination charge, a Signaling Entrance Facility charge and a Signaling Transfer Point (STP) Port charge.

The Signaling Mileage Facility charge is assessed on a per facility per mile basis. The Signaling Mileage Termination charge is assessed on a per termination basis (i.e., at each end of the Signaling Mileage Facility). When the Signaling Mileage Facility mileage measurement is zero, Signaling Mileage Termination charges do not apply.

The Signaling Entrance Facility charge is assessed on a per facility basis for the connection between the customer's designated premises (Signaling Point of Interface) and the serving wire center of that premises.

The STP Port charge is assessed on a per port basis for each termination of a Signaling Mileage Facility at an STP.

(N)

6.4.2 Minimum Monthly Charge

Switched Access Service is subject to a minimum monthly charge. The minimum charge applies for the total capacity provided. The minimum monthly charge is calculated as follows.

For usage rated Local Transport, Local Switching and Information Surcharge rate elements, the minimum monthly charge is the sum of the recurring charges set forth in 17.2.2 and 17.2.3 following for either the actual measured usage or the assumed usage prorated to the number of days or major fraction of days based on a 30 day month.

For flat rated Local Transport rate elements, the minimum monthly charge is the sum of the recurring charges set forth in 17.2.2 following prorated to the number of days or major fraction of days on a 30 day month.

(TR69)

ACCESS SERVICE

6. Switched Access Service (Cont'd)6.4 Rate Regulations (Cont'd)6.4.3 Change of Switched Access Service Arrangements

Changes from one type of Feature Group to another will be treated as a discontinuance of one type of service and a start of another. Nonrecurring charges will apply, with one exception. When a customer upgrades a Feature Group A or B service to a Feature Group D service and when Feature Group C is upgraded to Feature Group D coincident with the availability of Feature Group D in an end office, the nonrecurring charges associated with the equal

(C)(x)

access conversion will not apply, provided that FGB service is converted to FGD service within sixty (60) days of the equal access conversion date. Nonrecurring charges for other associated service requests (e.g., a simultaneous change from multifrequency address signaling to SS7 signaling) will apply.

Minimum period obligations will not change, i.e., the time elapsed in the existing minimum period obligation will be credited to the minimum period obligations for FGD service, subject to the following limitations.

(C)(x)

In order to avoid the imposition of nonrecurring charges a customer which is a participant in the presubscription allocation process (i.e., is on the presubscription ballot) must:

- submit its order to disconnect Feature Group A and/or B within 30 days after the date the results of the final allocation of customers in an end office are actually received by the customer, and
- make the effective date for disconnection of the Feature Group A and/or B Access Services no later than 60 days after the final allocation results are received by the customer.

A customer which is not a participant in the allocation process (i.e., is not on the presubscription ballot) is subject to the same rules preceding. The time frames for the non-participating customer(s) are the same as those which apply to the last customer to receive the results of the final allocation of customers in an end office who is a participant in the allocation process. For all other changes from one type of Feature Group to another, new minimum period obligations will be established.

(x) Filed under authority of Special Permission No. 94-1466 of the Federal Communications Commission. The designated material represents a change in terms and conditions for customers of Sugar Land Telephone Company who, as a result of this filing, transfer from Sugar Land Telephone Company's Interstate F.C.C. No. 2 tariff to this tariff.

(TR34)

ACCESS SERVICE

6. Switched Access Service (Cont'd)6.4 Rate Regulations (Cont'd)6.4.4 Moves

A move involves a change in the physical location of one of the following:

- The point of termination at the customer designated premises
- The customer designated premises

The charges for the move are dependent on whether the move is to a new location within the same building or to a different building. In either case, charges as described in (A) and (B) following are in addition to the Access Order Charge as specified in 17.4.1 following.

(A) Moves Within the Same Building

When the move is to a new location within the same building, the charge for the move will be an amount equal to one half of the installation nonrecurring charge for the capacity affected. This charge is in addition to the Access Order Charge as specified in 17.4.1(A) following. There will be no change in the minimum period requirements.

(B) Moves to a Different Building

Moves to a different building will be treated as a discontinuance and start of service and all associated nonrecurring charges will apply. New minimum period requirements will be established for the new service. The customer will also remain responsible for satisfying all outstanding minimum period charges for the discontinued service.

6.4.5 Local Information Delivery Services

Calls over Switched Access Service in the terminating direction to certain community information services will be rated under the applicable rates for Switched Access Service as set forth in 17.2 following. In addition, the charges per call as specified under the Telephone Company's local and/or general exchange service tariffs, e.g., 976 (DIAL-IT) Network Services, will also apply. (M)(y)

ACCESS SERVICE

6. Switched Access Service (Cont'd)6.4 Rate Regulations (Cont'd)6.4.6 Mileage Measurement

The mileage to be used to determine the monthly rate for Local Transport is calculated on the airline distance between the end office switch, (where the call carried by Local Transport originates or terminates) and the customer's serving wire center.

Where switched access services are routed between a Telephone Company's digital host central office and its corresponding digital remote central office and the digital remote central office is identified by separate and unique NXX and V&H coordinates, the Local Transport Mileage shall be calculated on the airline distance between the customer's serving wire center and the remote end office.

When Tandem Switched Transport or Direct Trunked Transport is ordered between the serving wire center and the end office, mileage is normally measured in one segment from the serving wire center to the end office. When Direct Trunked Transport is ordered between a serving wire center and a tandem and Tandem Switch Transport is ordered between the tandem and the end office, mileage is calculated separately for each segment. Exceptions to these methods are as set forth in (A) through (F) following. For SS7 signaling, the mileage to be used to determine the monthly rate is the distance between the serving wire center associated with the customer's designated premises (Signaling Point of Interface) and the Telephone Company wire center providing the STP Port.

(C)
|
(C)

Mileage rates are as set forth in 17.2.2 following. To determine the rate to be billed, first compute the airline mileage using the V&H coordinates method. If the calculation results in a fraction of a mile, always round up to the next whole mile before determining the mileage and applying the rates. Then multiply the mileage by the appropriate rate.

Exceptions to the mileage measurement rules are as follows:

(TR69)

ACCESS SERVICE

6. Switched Access Service (Cont'd)6.4 Rate Regulations (Cont'd)6.4.6 Mileage Measurement (Cont'd)(B) Feature Group A Originating Usage

(C)

Direct Trunked Transport Mileage for premium and non premium rated access minutes in the originating direction over Feature Group A Switched Access Service will be calculated on an airline basis, using the V&H coordinates method. The mileage measurement will be between the first point of switching (end office switch where the Feature Group A switching dial tone is provided) and the customer's serving wire center for the Switched Access Service provided.

(C)

(C)

(D)

(D)

(C) Feature Group A Terminating Usage

(N)

The Local Transport mileage for terminating Feature Group A Switched Access Service will be measured in two segments. Direct Trunked Transport mileage will be measured between the customer's serving wire center and the first point of switching (i.e., the end office switch where the Feature Group A switching dial tone is provided). Tandem Switched Transport mileage will be measured between the first point of switching and the terminating end office.

(N)

(x) Filed under authority of Special Permission No. 94-1466 of the Federal Communications Commission. The designated material represents new terms and conditions for customers of Sugar Land Telephone Company who, as a result of this filing, transfer from Sugar Land Telephone Company's Interstate F.C.C. No. 2 tariff to this tariff.

(TR13)

ACCESS SERVICE

6. Switched Access Service (Cont'd)6.4 Rate Regulations (Cont'd)6.4.6 Mileage Measurement (Cont'd)(D) Feature Groups B, C and D - Alternate Traffic Routing (C)

When the Alternate Traffic Routing optional feature is provided with Feature Groups B, C and D, the Local

Transport access minutes will be apportioned between the two trunk groups used to provide this feature. Such apportionment will be made using: (1)

actual minutes of use if available, (2) standard Telephone

Company traffic engineering methodology and will be based on the last trunk CCS desired for the high usage group, as described in 6.9.1(L) following (Alternate Traffic Routing), and the total busy hour minutes of capacity ordered to the end office, when the feature is provided at an end office switch, or to the subtending end offices when the feature is provided at an access tandem switch, or (3) an apportionment

mutually agreed to by the Telephone Company and the customer. This apportionment will serve as the basis for Local Transport calculation. (C)

(E) Feature Group C - Multiple CDPs (C)

When terminating Feature Group C Switched Access Service is provided from multiple customer designated premises to an end office not equipped with measurement capabilities, the total Local Transport access minutes for that end office will be apportioned among the trunk groups accessing the end office on the basis of the individual busy hour minutes of capacity ordered for each of those trunk groups. This apportionment will serve as the basis for Local Transport mileage calculation.

(TR13)

ACCESS SERVICE

6. Switched Access Service (Cont'd)6.4 Rate Regulations (Cont'd)6.4.6 Mileage Measurement (Cont'd)(F) Feature Groups A, B, C and D - WATS

The Local Transport Facility for Feature Groups A, B, C and D Switched Access Service connected with Special Access Service at a WATS Serving Office will be measured between the WATS Serving Office (when measured access minutes of use are used) or between the Feature Group A entry switch (when assumed minutes of use are used) and the serving wire center for the customer designated premises.

(G) Feature Groups B and D - WSCs Directly Interconnected to Access Tandems

(C)

The Local Transport mileage for Feature Groups B and D switched access service provided to Wireless Switching Centers (WSCs) directly interconnected to a Telephone Company access tandem office will be determined on an airline basis, using the V&H coordinate method. The mileage will be measured between the customer's serving wire center and the Telephone Company access tandem office to which the WSC is interconnected.

(C)

(C)

(C)

(H) Feature Groups B,C, and D - Remote Offices

The Local Transport mileage for Feature Groups B, C, and D Switched Access Service provided to a Remote Office will be measured in multiple segments. When the facility is directly trunked to the Host Office, Direct Trunked Facility mileage will be measured between the customer's serving wire center and the Host Office, and Tandem Switched Facility mileage will be measured between the Host Office and the Remote Office. The Tandem Switching charge would not apply.

When the facility is directly trunked to a tandem, Direct Trunked Facility will be measured from the Serving Wire Center to the tandem, Tandem Switched Facility will be measured from the tandem to the Host, and another segment of Tandem Switched Facility will be measured from the Host to the Remote. A Tandem Switching charge would be applicable at the tandem.

(TR40)

ACCESS SERVICE

6. Switched Access Service (Cont'd)

6.4 Rate Regulations (Cont'd)

6.4.6 Mileage Measurement (Cont'd)

(H) Feature Groups B,C, and D - Remote Offices (Cont'd)

(N)

When service to the remote is ordered as only Tandem Switched Facility, mileage will be separately measured between the serving wire center and the Host and between the Host and the end office. The Tandem Switching charge would be applicable at the tandem.

(I) Use of Telephone Company Hub

When multiplexing is performed at Telephone Company Hubs, mileage is computed and rates applied separately for each segment of the Local Transport Direct Trunked Facility (i.e., customer serving wire center to Hub, Hub to Hub, and/or Hub to end office).

(N)

(D)

(D)

(TR13)

ACCESS SERVICE

6. Switched Access Service (Cont'd)6.4 Rate Regulations (Cont'd)6.4.7 Mixed Use

Mixed use occurs when Switched Access Service and Special Access Service are provided over the same High Capacity service through a common interface. The regulations governing the provision of Mixed Use Facilities are set forth in 5.2.4 preceding and 7.2.7 following.

6.4.8 Message Unit Credit for Feature Group A

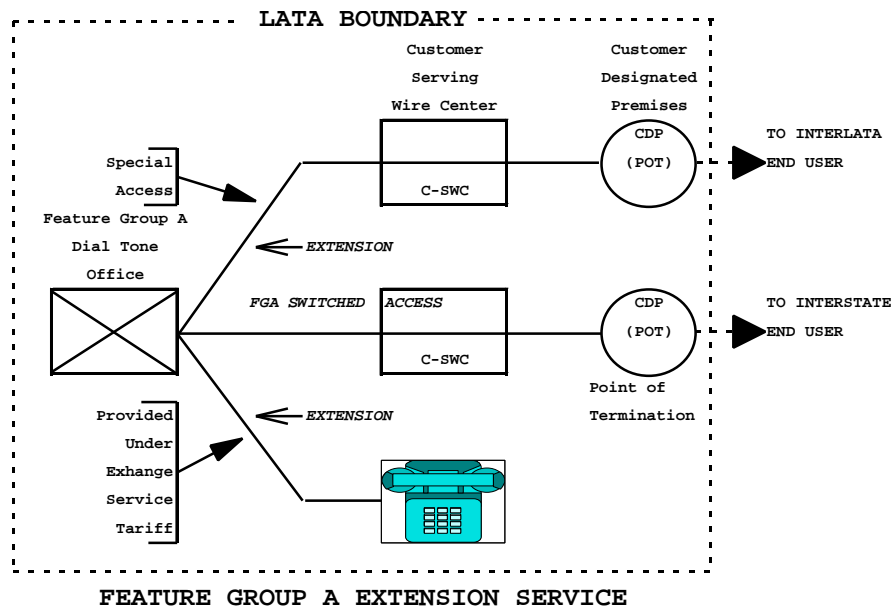
Calls from end users to the seven digit local telephone numbers associated with Feature Group A Switched Access Service are subject to Telephone Company local and/or general exchange service tariff charges (including message unit and toll charges as applicable). The monthly bills rendered to customers for their Feature Group A Switched Access Service will include a credit to reflect any message unit charges collected from their end users under the Telephone Company's local and/or general exchange service tariffs. When the customer is provided FGA service where measurement capability does not exist, the credit will apply to access minutes not to exceed the assumed originating access minutes. No credit will apply for any terminating FGA access minutes. The message unit credit for originating access minutes will be based on the generally applicable message unit charges of the Telephone Company.

ACCESS SERVICE

6. Switched Access Service (Cont'd)6.4 Rate Regulations (Cont'd)6.4.9 Application of Rates for Feature Group A Extension Service

Feature Group A Switched Access Service is available with extensions, i.e., additional terminations of the service at different customer designated premises in the same LATA as the FGA dial tone office or a LATA other than the LATA where the FGA dial tone office is located. Feature Group A extensions within the same LATA and same state as the dial tone office are provided and charged under the Telephone Company's local and/or general exchange service tariffs. Feature Group A extensions located in a LATA other than the LATA where the dial tone office is located or in a different state in the same LATA as the dial tone office are provided and charged as Special Access Service.

The rate elements which apply are: A Voice Grade Channel Termination, Channel Mileage, if applicable, and Signaling Capability (optional features and functions), if applicable. All appropriate monthly rates and nonrecurring charges set forth in 17.3.4 following will apply.



In the above example, two CDPs are utilized to better illustrate the concept. From a practical standpoint, both the Switched Access and Special Access Services could be routed via the same CDP.

ACCESS SERVICE

6. Switched Access Service (Cont'd)6.5 Description and Provision of Feature Group A (FGA)6.5.1 Description

- (A) FGA Access, which is available to all customers, provides line side access to Telephone Company end office switches with an associated seven digit local telephone number for the customer's use in originating communications from and terminating communications to an Interexchange Carrier's Interstate Service or a customer - provided interstate communications capability. The customer must specify the Interexchange Carrier to which the FGA service is connected or, in the alternative, specify the means by which the FGA access communications is transported to another state. Special Access Services utilized for connection with FGA at Telephone Company designated WATS Serving Offices as set forth in Section 7. following may be ordered separately by a customer other than the customer which orders the FGA Switched Access Service for the provision of WATS-type services. Special Access Services are ordered as set forth in 5.2 preceding.
- (B) FGA Switching is provided at all end office switches. At the option of the customer, FGA is provided on a single or multiple line group basis and is arranged for originating calling only, terminating calling only, or two-way calling which are specified by the customer's order for service.
- (C) FGA provides a line side termination at the first point of switching (dial tone office). The line side termination will be provided with either ground start supervisory signaling or loop start supervisory signaling. The type of signaling is at the option of the customer.

ACCESS SERVICE

6. Switched Access Service (Cont'd)6.5 Description and Provision of Feature Group A (FGA) (Cont'd)6.5.1 Description (Cont'd)

(D) The Telephone Company shall select the first point of switching, within the selected LATA, at which the line side termination is to be provided unless the customer requests a different first point of switching and Telephone Company facilities and measurement capabilities, where necessary, are available to accommodate such a request.

(E) A seven digit local telephone number assigned by the Telephone Company is provided for access to FGA switching in the originating direction. The seven digit local telephone number will be associated with the selected end office switch and is of the form NXX-XXXX.

If the customer requests a specific seven digit telephone number that is not currently assigned, and the Telephone Company can, with reasonable effort, comply with that request, the requested number will be assigned to the customer.

(F) FGA switching, when used in the terminating direction, is arranged with dial tone start-dial signaling. When used in the terminating direction FGA switching may, at the option of the customer, be arranged for dial pulse or dual tone multifrequency address signaling, subject to availability of equipment at the first point of switching. When FGA switching is provided in a hunt group or uniform call distribution arrangement, all FGA switching will be arranged for the same type of address signaling.

ACCESS SERVICE

6. Switched Access Service (Cont'd)6.5 Description and Provision of Feature Group A (FGA) (Cont'd)6.5.1 Description (Cont'd)

- (G) No address signaling is provided by the Telephone Company when FGA switching is used in the originating direction. Address signaling in such cases, if required by the customer, must be provided by the customer's end user using inband tone signaling techniques. Such inband tone address signals will not be regenerated by the Telephone Company and will be subject to the ordinary transmission capabilities of the Local Transport provided.
- (H) FGA switching, when used in the terminating direction, may be used to access valid NXXs in the LATA, local operator service (0- and 0+), Directory Assistance (411 where available and 555-1212), emergency reporting service (911 where available), exchange telephone repair (611 where available), time or weather announcement services of the Telephone Company, community information services of an information service provider, and other customers' services (by dialing the appropriate digits).

Charges for FGA terminating calls requiring operator assistance or calls to 611 or 911 will only apply where sufficient call details are available. Additional non-access charges will also be billed on a separate account

ACCESS SERVICE

6. Switched Access Service (Cont'd)6.5 Description and Provision of Feature Group A (FGA) (Cont'd)6.5.1 Description (Cont'd)

(H) (Cont'd)

for (1) an operator surcharge, as set forth in the local exchange tariffs, for local operator assistance (0- and 0+) calls, (2) calls to certain community information services, for which rates are applicable under Telephone Company exchange service tariffs, e.g., 976 (DIAL IT) Network Services, and, (3) calls from a FGA line to another customer's service in accordance with that customer's applicable service rates when the Telephone Company performs the billing function for that customer.

(I) When a FGA switching arrangement for an individual customer (a single line or entire hunt group) is discontinued at an end office, an intercept announcement is provided. This arrangement provides, for a limited period of time, an announcement that the service associated with the number dialed has been disconnected.

(J) FGA will be provisioned over an Entrance Facility from the customer's premises to the customer's serving wire center.

FGA service, when used in the originating direction, will be provisioned as Direct Trunked Transport from the first point of switching (i.e., the end office switch where FGA switching dial tone is provided) to the customer's serving wire center.

FGA service, when used in the terminating direction, will be provisioned as Direct Trunked Transport from the customer's serving wire center to the first point of switching and provisioned as Tandem Switched Transport from the first point of switching to the terminating end office.

(N)

(N)

(TR13)

ACCESS SERVICE

6. Switched Access Service (Cont'd)6.5 Description and Provision of Feature Group A (FGA) (Cont'd)6.5.2 Optional Features

Following are the various nonchargeable optional features that are available in lieu of, or in addition to, the standard features provided with Feature Group A. They are provided as Common Switching, Transport Termination or Local Transport options.

(A) Common Switching Options

Descriptions of the common switching optional features are set forth in 6.9 following.

- (1) Call Denial on Line or Hunt Group
- (2) Service Code Denial on Line or Hunt Group
- (3) Hunt Group Arrangement
- (4) Uniform Call Distribution Arrangement
- (5) Nonhunting Number for Use with Hunt Group or Uniform Call Distribution Arrangement
- (6) Band Advance Arrangement for Use with Special Access Service Utilized in the Provision of WATS-Type Services
- (7) Hunt Group Arrangement for Use with Special Access Service Utilized in the Provision of WATS-Type Services
- (8) Uniform Call Distribution Arrangement for Use with Special Access Service Utilized in the Provision of WATS-Type Services
- (9) Nonhunting Number Associated with a Hunt Group Arrangement or Uniform Call Distribution Arrangement for Use with Special Access Service Utilized in the Provision of WATS-Type Services

ACCESS SERVICE

6. Switched Access Service (Cont'd)6.5 Description and Provision of Feature Group A (FGA) (Cont'd)6.5.2 Optional Features (Cont'd)(B) Transport Termination

- (1) Two-way operation with dial pulse address signaling and loop start supervisory signaling
- (2) Two-way operation with dial pulse address signaling and ground start supervisory signaling
- (3) Two-way operation with dial tone multifrequency address signaling and loop start supervisory signaling
- (4) Two-way operation with dial tone multifrequency address signaling and ground start supervisory signaling
- (5) Terminating operation with dial pulse address signaling and loop start supervisory signaling
- (6) Terminating operation with dial pulse address signaling and ground start supervisory signaling
- (7) Terminating operation with dual tone multifrequency address signaling and loop start supervisory signaling
- (8) Terminating operation with dual tone multifrequency address signaling and ground start supervisory signaling
- (9) Originating operation with loop start supervisory signaling
- (10) Originating operation with ground start supervisory signaling

(C) Local Transport Options

- (1) Supervisory Signaling (as set forth in 15.1.1(E) following)
- (2) Customer Specified Entry Switch Receive Level (as set forth in 15.1.1(E) following)

ACCESS SERVICE

6. Switched Access Service (Cont'd)6.5 Description and Provision of Feature Group A (FGA) (Cont'd)6.5.3 Optional Features Provided In Local Tariffs

Certain other features which may be available in connection with Feature Group A (e.g., Speed Calling, Remote Call Forwarding, Bill Number Screening, IntraLATA extensions) are provided under the Telephone Company's local and/or general exchange service tariffs.

6.5.4 Measuring Access Minutes

Customer Feature Group A traffic to end offices will be measured (i.e., recorded) or assumed by the Telephone Company at end office switches. Originating and terminating calls will be measured (i.e., recorded) or assumed by the Telephone Company to determine the basis for computing chargeable access minutes. In the event the customer message detail is not available because the Telephone Company lost or damaged tapes or incurred recording system outages, the Telephone Company will estimate the volume of lost customer access minutes of use based on previously known values.

For terminating calls over FGA and for originating calls over FGA (when the off-hook supervisory signal is provided by the customer's equipment before the called party answers), the measured minutes are the chargeable access minutes. For originating calls over FGA (when the off-hook supervisory signal is forwarded by the customer's equipment when the called party answers), chargeable originating access minutes are derived from recorded minutes using the same formula as set forth in 6.7.4 following for Feature Group C.

ACCESS SERVICE

6. Switched Access Service (Cont'd)6.5 Description and Provision of Feature Group A (FGA) (Cont'd)6.5.4 Measuring Access Minutes (Cont'd)

For originating calls over FGA, usage measurement begins when the originating FGA first point of switching receives an off-hook supervisory signal forwarded from the customer's point of termination. This off-hook signal may be provided by the customer's equipment before the called party answers, or forwarded by the customer's equipment when the called party answers.

The measurement of originating call usage over FGA ends when the originating FGA first point of switching receives an on-hook supervisory signal from either the originating end user's end office, indicating the originating end user has disconnected, or the customer's point of termination, whichever is recognized first by the first point of switching.

For terminating calls over FGA, usage measurement begins when the terminating FGA first point of switching receives an off-hook supervisory signal from the terminating end user's end office, indicating the terminating end user has answered. The measurement of terminating call usage over FGA ends when the terminating FGA first point of switching receives an on-hook supervisory signal from either the terminating end user's end office, indicating the terminating end user has disconnected, or the customer's point of termination, whichever is recognized first by the first point of switching.

FGA access minutes or fractions thereof, the exact value of the fraction being a function of the switch technology where the measurement is made, are accumulated over the billing period for each line or hunt group, and are then rounded up to the nearest access minute for each line or hunt group.

ACCESS SERVICE

6. Switched Access Service (Cont'd)6.5 Description and Provision of Feature Group A (FGA) (Cont'd)6.5.4 Measuring Access Minutes (Cont'd)

Assumed minutes are used for FGA services which originate or terminate in end offices not equipped with measurement capabilities and in such cases are the chargeable access minutes.

Where originating and terminating measurement capability does not exist for Feature Group A provided to the first point of switching, the number of access minutes will be assumed as set forth in 17.2.4 following.

Where measurement capability exists for either originating or terminating usage, but not both, on a line arranged for two way calling, the number of access minutes per line per month will be assumed usage, as set forth in 17.2.4 following, or the measured usage, whichever is greater. If the usage in the measured direction exceeds the assumed access minutes per line per month, no usage will be assigned in the unmeasured direction. If the measured usage is less than the assumed access minutes per line per month, the usage in the unmeasured direction will be the assumed usage, as set forth in 17.2.4 following, for that unmeasured direction except that the total of measured and assumed minutes in such instances will not exceed the total assumed usage designated for two way calling set forth in 17.2.4 following. If the total exceeds the assumed minutes set forth in 17.2.4 following, the assigned minutes shall be reduced so that the total of measured and unmeasured minutes equals the assumed minutes for two way calling set forth in 17.2.4 following.

Additionally, when the line is arranged for one way calling and there is no measurement capability for that direction, assumed originating access minutes, as set forth in 17.2.4 following, will be assigned for originating calling only lines and assumed terminating access minutes, as set forth in 17.2.4 following, will be assigned for terminating calling only lines.

ACCESS SERVICE

6. Switched Access Service (Cont'd)6.5 Description and Provision of Feature Group A (FGA) (Cont'd)6.5.4 Measuring Access Minutes (Cont'd)

The following matrix illustrates the application of assumed access minutes for FGA as set forth in 17.2.4(A), (B) and (C) following.

<u>Service Ordered As</u>	<u>Can Measure Originating</u>	<u>Can't Measure Originating</u>	<u>Can Measure Terminating</u>	<u>Can't Measure Terminating</u>
Originating Only	Actual	1,510	N/A	N/A
Terminating Only	N/A	N/A	Actual	2,685
Both Originating and Terminating (originating measurement greater than 4,195)	Actual	N/A	N/A	0
Both Originating and Terminating (originating measurement equal or less than 4,195)	Actual	N/A	N/A	0 to 2,685*
Both Originating and Terminating (terminating measurement greater than 4,195)	N/A	0	Actual	N/A
Both Originating and Terminating (terminating measurement equal or less than 4,195)	N/A	0 to 1,510*	Actual	N/A

* Sum of actual and assumed cannot exceed 4,195. Reduce assumed minutes of use if necessary.

ACCESS SERVICE

6. Switched Access Service (Cont'd)6.5 Description and Provision of Feature Group A (FGA) (Cont'd)6.5.4 Measuring Access Minutes (Cont'd)

Notwithstanding the preceding, when Feature Group A is used for the provision of WATS-type service where measurement capability exists at the WATS Serving Office but not at the Feature Group A first point of switching, the measured WATS-type originating and/or terminating minutes of use shall be separately summed and compared to their respective total assumed originating and/or terminating minutes of use. The number of access minutes per line per month will be the assumed or the measured usage, whichever is greater.

6.5.5 Testing Capabilities

FGA is provided, in the terminating direction where equipment is available, with seven digit access to balance (100 type) test line and milliwatt (102 type) test line. In addition to the tests described in 6.2.4 preceding which are included with the installation of service (Acceptance Testing) and as ongoing routine testing, Additional Cooperative Acceptance Testing and Additional Manual Testing are available as set forth in 13.3.1 following.

ACCESS SERVICE

6. Switched Access Service (Cont'd)6.6 Description and Provision of Feature Group B (FGB)6.6.1 Description

- (A) FGB Access, which is available to all customers, provides trunk side access to Telephone Company end office switches with an associated uniform 950-XXXX access code. FGB trunk side access is provided for the customer's use in originating communications from and terminating communications to an Interexchange Carrier's Interstate Service or a customer provided interstate communications capability. The customer must specify the Interexchange Carrier to which the FGB service is connected or, in the alternative, specify the means by which the FGB access communications is transported to another state. Special Access Services utilized for connection with FGB at Telephone Company designated WATS Serving Offices as set forth in Section 7. following may be ordered separately by a customer other than the customer which orders the FGB Switched Access Service for the provision of WATS or WATS-type services. Special Access Services are ordered as set forth in 5.2 preceding.
- (B) FGB, when directly routed to an end office (i.e., provided without the use of an access tandem switch), is provided at appropriately equipped Telephone Company electronic end office switches. When provided via Telephone Company designated electronic access tandem switches, FGB switching is provided at Telephone Company electronic and electromechanical end office switches.

(C)(x)

- (x) Filed under authority of Special Permission No. 94-1466 of the Federal Communications Commission. The designated material represents a change in terms and conditions for customers of Sugar Land Telephone Company who, as a result of this filing, transfer from Sugar Land Telephone Company's Interstate F.C.C. No. 2 tariff to this tariff.

(TR34)

ACCESS SERVICE

6. Switched Access Service (Cont'd)6.6 Description and Provision of Feature Group B (FGB) (Cont'd)6.6.1 Description (Cont'd)

- (C) FGB is provided as trunk side switching through the use of end office or access tandem switch trunk equipment. The switch trunk equipment is provided with wink start start-pulsing signals and answer and disconnect supervisory signaling.
- (D) FGB switching is provided with multifrequency address signaling in both the originating and terminating directions. Except for FGB switching provided with the automatic number identification (ANI) or rotary dial station signaling arrangements as set forth respectively in 6.9.1(F) and 6.9.2(A) following, any other address signaling in the originating direction, if required by the customer, must be provided by the customer's end user using inband tone signaling techniques. Such inband tone address signals will not be regenerated by the Telephone Company and will be subject to the ordinary transmission capabilities of the Local Transport provided.
- (E) The access code for FGB switching is a uniform access code. The form of the uniform access code is 950-XXXX. A uniform access code(s) will be assigned to the customer for the customer's domestic communications and another will be assigned to the customer for its international communications, if required. These access codes will be the assigned access numbers of all FGB switched access service provided to the customer by the Telephone Company. (C)(x)
- (F) The Telephone Company will establish a trunk group or groups for the customer at end office switches or access tandem switches where FGB switching is ordered. When required by technical limitations, a separate trunk group will be established for each type of FGB switching arrangement provided. Different types of FGB or other switching arrangements may be combined in a single trunk group at the option of the Telephone Company.

(x) Filed under authority of Special Permission No. 94-1466 of the Federal Communications Commission. The designated material represents a change in terms and conditions for customers of Sugar Land Telephone Company who, as a result of this filing, transfer from Sugar Land Telephone Company's Interstate F.C.C. No. 2 tariff to this tariff.

(TR34)

ACCESS SERVICE

6. Switched Access Service (Cont'd)6.6 Description and Provision of Feature Group B (FGB) (Cont'd)6.6.1 Description (Cont'd)

- (G) FGB switching, when used in the terminating direction, may be used to access valid NXXs in the LATA, time or weather announcement services of the Telephone Company, community information services of an information service provider and other customers' services (by dialing the appropriate digits). When directly routed to an end office, only those valid NXX codes served by that end office may be accessed. When routed through an access tandem, only those valid NXX codes served by end offices subtending the access tandem may be accessed.

The customer will also be billed additional non-access charges for calls to certain community information services for which rates are applicable under Telephone Company exchange service tariffs, e.g., 976 (DIAL-IT) Network Service. Additionally, non-access charges will also be billed for calls from a FGB trunk to another customer's service in accordance with that customer's applicable service rates when the Telephone Company performs the billing function for that customer.

Calls in the terminating direction will not be completed to 950-XXXX access codes, local operator assistance (0- and 0+), Directory Assistance (411 and 555-1212), service codes 611 and 911 or 101XXXX

access codes. Calls will be completed to Directory Assistance (NPA-555-1212 or 555-1212) when FGB switching is combined with Directory Assistance (DA) switching. The combination of FGB Switched Access Service with DA service is provided as set forth in Section 9. following. FGB may not be switched, in the terminating direction, to Switched Access Service Feature Groups B, C and D.

(C)
(C)

(TR64)

ACCESS SERVICE

6. Switched Access Service (Cont'd)6.6 Description and Provision of Feature Group B (FGB) (Cont'd)6.6.1 Description (Cont'd)

(H) When all FGB switching arrangements are discontinued at an end office and/or in a LATA, an intercept announcement is provided. This arrangement provides, for a limited period of time, an announcement that the service associated with the number dialed has been disconnected.

(I) For FGB switched access service to a Wireless Switching Center (WSC) directly interconnected to a Telephone Company access tandem office, the customer will be billed only the Local Transport premium rate element for the FGB usage. The mileage used to determine the monthly rate for the local transport rate element is as set forth in 6.4.6(F) preceding.

(J) A customer who has FGB access may elect to have their FGB traffic routed over FGD trunks at the end office or access tandem. If the customer elects this option the FGB traffic will be rated at FGD rates. (N)
|
(N)

(TR65)

ACCESS SERVICE

6. Switched Access Service (Cont'd)6.6 Description and Provision of Feature Group B (FGB) (Cont'd)6.6.2 Optional Features

Following are descriptions of the various nonchargeable optional features that are available in lieu of, or in addition to, the standard features provided with Feature Group B. They are set forth in (A), (B) and (C) following and are provided as Common Switching, Transport Termination and Local Transport options. Additionally, other optional features provided in local tariffs are set forth in (D) following.

(A) Common Switching Options

Descriptions of the common switching optional features are set forth in 6.9 following.

- (1) Automatic Number Identification (ANI)
- (2) Up to 7 Digit Outpulsing of Access Digits to Customer
- (3) Band Advance Arrangement for Use with Special Access Service Utilized in the Provision of WATS or WATS-Type Services
- (4) Hunt Group Arrangement for Use with Special Access Service Utilized in the Provision of WATS or WATS-Type Services
- (5) Uniform Call Distribution Arrangement for Use with Special Access Service Utilized in the Provision of WATS or WATS-Type Services
- (6) Nonhunting Number Associated with Hunt Group Arrangement or Uniform Call Distribution Arrangement for Use with Special Access Service Utilized in the Provision of WATS or WATS-Type Services

ACCESS SERVICE

6. Switched Access Service (Cont'd)6.6 Description and Provision of Feature Group B (FGB) (Cont'd)6.6.2 Optional Features (Cont'd)(B) Transport Terminations Options(1) Rotary Dial Station Signaling(C) Local Transport Options

(1) Customer Specification of Local Transport Termination

(2) Optional Supervisory Signaling

(3) Customer Specified Entry Switch Receive Level

Inasmuch as these options concern transmission levels and signaling they are set forth in 15.1.1 following.

(D) Optional Features Provided In Local Tariffs

Another feature, Bill Number Screening, which may be available in connection with FGB, is provided under the Telephone Company's local and/or general exchange service tariffs.

ACCESS SERVICE

6. Switched Access Service (Cont'd)6.6 Description and Provision of Feature Group B (FGB) (Cont'd)6.6.3 Design and Traffic Routing

For Feature Group B, the trunk directionality and traffic routing of the Switched Access Service between the customer designated premises and the entry switch are determined by the customer's order for service. Additionally, the customer may order the optional feature Customer Specification of Local Transport Termination as set forth in 15.1.1 following.

6.6.4 Measuring Access Minutes

Customer traffic to end offices will be measured (i.e., recorded) or assumed by the Telephone Company at end office switches or access tandem switches. Originating and terminating calls will be measured (i.e., recorded) or assumed by the Telephone Company to determine the basis for computing chargeable access minutes. In the event the customer message detail is not available because the Telephone Company lost or damaged tapes or incurred recording system outages, the Telephone Company will estimate the volume of lost customer access minutes of use based on previously known values.

For both originating and terminating calls over FGB the measured minutes are the chargeable access minutes.

For originating calls over FGB, usage measurement begins when the originating FGB first point of switching receives answer supervision forwarded from the customer's point of termination, indicating the customer's equipment has answered.

ACCESS SERVICE

6. Switched Access Service (Cont'd)6.6 Description and Provision of Feature Group B (FGB) (Cont'd)6.6.4 Measuring Access Minutes (Cont'd)

The measurement of originating call usage over FGB ends when the originating FGB first point of switching receives disconnect supervision from either the originating end user's end office, indicating the originating end user has disconnected, or the customer's point of termination, whichever is recognized first by the first point of switching.

For terminating calls over FGB, usage measurement begins when the terminating FGB first point of switching receives answer supervision from the terminating end user's end office, indicating the terminating end user has answered.

The measurement of terminating call usage over FGB ends when the terminating FGB first point of switching receives disconnect supervision from either the terminating end user's end office, indicating the terminating end user has disconnected, or the customer's point of termination, whichever is recognized first by the first point of switching.

FGB access minutes or fractions thereof, the exact value of the fraction being a function of the switch technology where the measurement is made, are accumulated over the billing period for each end office, and are then rounded up to the nearest access minute for each end office.

Assumed minutes are used for FGB services which originate or terminate in end offices not equipped with measurement capabilities and in such cases are the chargeable access minutes.

ACCESS SERVICE

6. Switched Access Service (Cont'd)6.6 Description and Provision of Feature Group B (FGB) (Cont'd)6.6.4 Measuring Access Minutes (Cont'd)

Where originating and terminating measurement capability does not exist for Feature Group B provided to the first point of switching, the number of access minutes will be assumed, as set forth in 17.2.4 following, when the trunk is arranged for two way calling.

Where measurement capability exists for either originating or terminating usage, but not both, on a trunk arranged for two way calling, the number of access minutes per trunk per month will be assumed usage, as set forth in 17.2.4 following, or the measured usage, whichever is greater. If the usage in the measured direction exceeds the assumed access minutes per trunk per month, no usage will be assigned in the unmeasured direction. If the measured usage is less than the assumed access minutes per trunk per month, the usage in the unmeasured direction will be the assumed usage, as set forth in 17.2.4 following, for that unmeasured direction except that the total of measured and assumed minutes in such instances will not exceed the total assumed usage designated for two way calling set forth in 17.2.4 following. If the total exceeds the assumed minutes set forth in 17.2.4 following, the assigned minutes shall be reduced so that the total of measured and unmeasured minutes equals the assumed minutes for two way calling set forth in 17.2.4 following.

Additionally, when the trunk is arranged for one way calling and there is no measurement capability for that direction, assumed originating access minutes, as set forth in 17.2.4 following, will be assigned for originating calling only lines and assumed terminating access minutes, as set forth in 17.2.4 following, will be assigned for terminating calling only lines.

ACCESS SERVICE

6. Switched Access Service (Cont'd)6.6 Description and Provision of Feature Group B (FGB) (Cont'd)6.6.4 Measuring Access Minutes (Cont'd)

The following matrix illustrates the application of assumed access minutes for FGB as set forth in 17.2.4(D), (E) and (F) following.

(Z)

<u>Service Ordered As</u>	<u>Can Measure Originating</u>	<u>Can't Measure Originating</u>	<u>Can Measure Terminating</u>	<u>Can't Measure Terminating</u>
Originating Only	Actual	3,132	N/A	N/A
Terminating Only	N/A	N/A	Actual	5,568
Both Originating and Terminating (originating measurement greater than 8,700)	Actual	N/A	N/A	0
Both Originating and Terminating (originating measurement equal or less than 8,700)	Actual	N/A	N/A	0 to 5,568*
Both Originating and Terminating (terminating measurement greater than 8,700)	N/A	0	Actual	N/A
Both Originating and Terminating (terminating measurement equal or less than 8,700)	N/A	0 to 3,132*	Actual	N/A

* Sum of actual and assumed cannot exceed 8,700. Reduce assumed minutes of use if necessary.

ACCESS SERVICE

6. Switched Access Service (Cont'd)6.6 Description and Provision of Feature Group B (FGB) (Cont'd)6.6.4 Measuring Access Minutes (Cont'd)

Notwithstanding the preceding, when Feature Group B is used for the provision of WATS or WATS-type service where measurement capability exists at the WATS Serving Office but not at the Feature Group B first point of switching, the measured WATS or WATS-type originating and/or terminating minutes of use shall be separately summed and compared to their respective total assumed originating and/or terminating minutes of use. The number of minutes per trunk per month will be the assumed or the measured usage, whichever is greater.

When Feature Group B is ordered at an access tandem and end office specific usage measurement is not available, the actual or assumed originating and/or terminating minutes of use as determined by the exchange carrier providing the access tandem will be apportioned among all subtending end offices. For each end office, such apportionment shall be based on the ratio of the total number of subscriber lines in each end office subtending the access tandem to the total number of subscriber lines associated with all end offices subtending the access tandem. For purposes of administering this regulation, subscriber lines are defined as exchange service lines, Centrex lines and Centrex-type lines provided by the telephone companies under local and/or general exchange service tariffs. The resulting ratio for each end office is then applied to the total access area originating and/or terminating minutes of use to determine originating and/or terminating minutes of use to be assigned for billing purposes to each subtending end office in the access area.

The ratio used to calculate the access minutes will be determined by the Telephone Company and provided to the customer upon his request within 15 days of the receipt of such request.

ACCESS SERVICE

6. Switched Access Service (Cont'd)6.6 Description and Provision of Feature Group B (FGB) (Cont'd)6.6.5 Testing Capabilities

FGB is provided, in the terminating direction where equipment is available, with seven digit access to balance (100 type) test line, milliwatt (102 type) test line, nonsynchronous or synchronous test line, automatic transmission measuring (105 type) test line, data transmission (107 type) test line, loop around test line, short circuit test line and open circuit test line. In addition to the tests described in 6.2.4 preceding which are included with the installation of service (Acceptance Testing) and as ongoing routine testing, Additional Cooperative Acceptance Testing, Additional Automatic Testing, and Additional Manual Testing are available as set forth in 13.3.1 following.

ACCESS SERVICE

6. Switched Access Service (Cont'd)6.7 Description and Provision of Feature Group C (FGC)6.7.1 Description

- (A) FGC Access provides trunk side access to Telephone Company end office switches for the customer's use in originating and terminating communications. Originating and terminating FGC Access is available to providers of MTS and WATS. Originating FGC Access is available to all customers when used to provide the Interim NXX Translation optional feature or 800/888/877 (C)
- Data Base service. Terminating FGC access is available to all customers other than providers of MTS and WATS when such access is used in conjunction with the provision of the Interim NXX Translation optional feature or 800/888/877 Data (C)
- Base service, but only for purposes of testing. Existing FGC Access will be converted to FGD Access when FGD Access becomes available in an end office. Special Access Services utilized for connection with FGC at Telephone Company designated WATS Serving Offices as set forth in Section 7. following may be ordered separately by a customer other than the customer which orders the FGC Switched Access Service (i.e., a provider of MTS and WATS) for the provision of WATS Services. Special Access Services are ordered as set forth in 5.2.2 preceding.

(TR64)

ACCESS SERVICE

6. Switched Access Service (Cont'd)6.7 Description and Provision of Feature Group C (FGC) (Cont'd)6.7.1 Description (Cont'd)

- (B) FGC switching is provided at all end office switches unless FGD end office switching is provided in the same office. When FGD switching is available, FGC switching will not be provided. FGC is provided at Telephone Company end office switches on a direct trunk basis or via Telephone Company designated access tandem switches. FGC switching is furnished to providers of MTS and WATS. Additionally, originating FGC switching is available to all customers when used to provide the Interim NXX Translation optional feature or 800/888/877 Data Base service. Terminating FGC switching is available to all customers who are not MTS and WATS providers only when such terminating access is for purposes of testing FGC facilities provided in conjunction with the Interim NXX Translation optional feature or 800/888/877 Data Base service. (C)
- (C) FGC is provided as trunk side switching through the use of end office or access tandem switch trunk equipment. The switch trunk equipment is provided with answer and disconnect supervisory signaling. Wink start start-pulsing signals are provided in all offices where available. In those offices where wink start start-pulsing signals are not available, delay dial start-pulsing signals will be provided, unless immediate dial pulse signaling is provided, in which case no start-pulsing signals are provided. (C)

(TR64)

ACCESS SERVICE

6. Switched Access Service (Cont'd)6.7 Description and Provision of Feature Group C (FGC) (Cont'd)6.7.1 Description (Cont'd)

- (D) FGC is provided with MF or SS7 signaling where technically feasible. Where both MF address and SS7 signaling are unavailable at Telephone Company switching offices, dial pulse or immediate dial pulse signaling will be used. Up to 12 digits of the called party number dialed by the customer's end user using dual tone MF signaling, SS7 signaling or dial pulse address signals will be provided by Telephone Company equipment to the customer's premises where the Switched Access Service terminates. Such called party number signals will be subject to the ordinary transmission capabilities of the Local Transport provided. (C)
- (E) No access code is required for FGC switching. The telephone number dialed by the customer's end user shall be a seven or ten digit number for calls in the North American Numbering Plan (NANP). For international calls outside the NANP, a seven to twelve digit number may be dialed. The form of the numbers dialed by the customer's end user is NXX-XXXX, 0 or 1 + NXX-XXXX, NPA + NXX-XXXX, 0 or 1 + NPA + NXX-XXXX, and, when the end office is equipped for International Direct Distance Dialing (IDDD), 01 + CC + NN or 011 + CC + NN. (C)

(TR6)

ACCESS SERVICE

6. Switched Access Service (Cont'd)6.7 Description and Provision of Feature Group C (FGC) (Cont'd)6.7.1 Description (Cont'd)

- (F) FGC switching, when used in the terminating direction, may be used to access valid NXXs in the LATA, time or weather announcement services of the Telephone Company, community information services of an information provider, and other customer's services (by dialing the appropriate codes) when the services can be reached using valid NXX codes. When directly routed to an end office, only those valid NXX codes served by that office may be accessed. When routed through an access tandem, only those valid NXX codes served by offices subtending the access tandem may be accessed. Where measurement capabilities exist, the customer will also be billed additional non-access charges for calls to certain community information services, for which rates are applicable under Telephone Company exchange service tariffs, e.g., 976 (DIAL IT) Network Services. Additionally, non-access charges will also be billed for calls from a FGC trunk to another customer's service in accordance with that customer's applicable service rates when the Telephone Company performs the billing function for that customer. Calls in the terminating direction will not be completed to 950-XXXX access codes, local operator assistance (0- and 0+), Directory Assistance (411 and 555-1212), service codes 611 and 911 and or 101XXXX access codes. Calls will be completed to
- Directory Assistance (NPA-555-1212 or 555-1212) when FGC switching is combined with Directory Assistance switching. The combination of FGC Switched Access Service with DA Service is provided as set forth in Section 9. following. FGC may not be switched, in the terminating direction, to Switched Access Service Feature Groups B, C or D.
- (C)
- (C)

(TR64)

ACCESS SERVICE

6. Switched Access Service (Cont'd)6.7 Description and Provision of Feature Group C (FGC) (Cont'd)6.7.1 Description (Cont'd)

(G) The Telephone Company will establish a trunk group or groups for the customer at end office switches or access tandem switches where FGC switching is provided. When required by technical limitations, a separate trunk group will be established for each type of FGC switching arrangement provided. Different types of FGC or other switching arrangements may be combined in a single trunk group at the option of the Telephone Company.

(H) Unless prohibited by technical limitations the providers of MTS and WATS may, at their option, combine Interim NXX Translation and/or 800/888/877 Data Base traffic in the same trunk group arrangement with their non-Interim NXX Translation traffic. When required by technical considerations, or when provided to a customer other than the provider of MTS and WATS, or at the request of the customer (i.e., provider of MTS and WATS), a separate trunk group will be established for Interim NXX Translation traffic and/or 800/888/877 Data Base. (C)

(TR64)

ACCESS SERVICE

6. Switched Access Service (Cont'd)6.7 Description and Provision of Feature Group C (FGC) (Cont'd)6.7.2 Optional Features

Following are descriptions of the various nonchargeable and chargeable optional features that are available in lieu of, or in addition to, the standard features provided with Feature Group C. Nonchargeable optional features are provided as Common Switching, Transport Termination and Local Transport options as set forth in (A) through (C) following. Chargeable optional features are set forth in (D) following.

(A) Common Switching Options

Descriptions of the common switching optional features are set forth in 6.9 following.

- (1) Automatic Number Identification (ANI)
- (2) Signaling Options
 - (a) Delay Dial Start-Pulsing Signaling
 - (b) Immediate Dial Pulse Address Signaling
 - (c) Dial Pulse Address Signaling
- (3) Service Class Routing
- (4) Alternate Traffic Routing
- (5) Trunk Access Limitation
- (6) Band Advance Arrangement Associated with Special Access Service Utilized in the Provision of WATS Service
- (7) End Office End User Line Service Screening for Use with Special Access Service Utilized in the Provision of WATS Service
- (8) Hunt Group Arrangement for Use with Special Access Service Utilized in the Provision of WATS Service

ACCESS SERVICE

6. Switched Access Service (Cont'd)6.7 Description and Provision of Feature Group C (FGC) (Cont'd)6.7.2 Optional Features (Cont'd)(A) Common Switching Options (Cont'd)

(9) Uniform Call Distribution Arrangement for Use with Special Access Service Utilized in the Provision of WATS Services

(10) Nonhunting Number Associated with a Hunt Group Arrangement or Uniform Call Distribution Arrangement for Use with Special Access Service Utilized in the Provision of WATS Services

(B) Transport Termination Options

(1) Operator Trunk - Coin, Non-Coin, or Combined Coin and Non-Coin

The Operator Trunk option is set forth in 6.9.2(B) following.

(C) Local Transport Options

(1) Supervisory Signaling

The Supervisory Signaling optional feature, due to its technical nature, is set forth in 15.1.1 following.

(2) SS7 Signaling

The SS7 optional feature allows the customer to receive signals for out of band call set up and is available with Feature Group C Switched Access Service. This option requires a signaling connection between the customer's designated premise and an Signaling Transfer Point (STP). The SS7 optional feature is provisioned for two-way exchange of signaling information and is only available at appropriately equipped Telephone Company switches.

(D) Chargeable Optional Features

(1) Interim NXX Translation

The Interim NXX Translation Optional Feature is set forth in 6.10.1 following.

(Z)

(TR28)

ACCESS SERVICE

6. Switched Access Service (Cont'd)6.7 Description and Provision of Feature Group C (FGC) (Cont'd)6.7.3 Design and Traffic Routing

For Feature Group C, the Telephone Company shall design and determine the routing of Switched Access Service. Tandem

Switched Transport the Telephone Company will design and determine the routing from the first point of switching to the end office. The Telephone Company shall also decide if capacity is to be provided by originating only, terminating only, or two-way trunk groups. Finally, the Telephone Company will decide whether trunk side access will be provided through the use of two-wire or four-wire trunk terminating equipment.

Selection of facilities and equipment and traffic routing of the service are based on standard engineering methods, available facilities and equipment, and actual traffic

patterns. If the customer desires routing or directionality different from that determined by the Telephone Company, the Telephone Company will work cooperatively with the customer in determining (1) whether the service is to be routed directly to an end office or through an access tandem switch and (2) the directionality of the service.

(C)

(C)

(C)

(TR13)

ACCESS SERVICE

6. Switched Access Service (Cont'd)6.7 Description and Provision of Feature Group C (FGC) (Cont'd)6.7.4 Measuring Access Minutes

Customer traffic to end offices will be measured (i.e., recorded) by the Telephone Company at end office switches or access tandem switches. Originating and terminating calls will be measured or imputed by the Telephone Company to determine the basis for computing chargeable access minutes. In the event the customer message detail is not available because the Telephone Company lost or damaged tapes or incurred recording system outages, the Telephone Company will estimate the volume of lost customer access minutes of use based on previously known values.

For terminating calls over FGC when measurement capability exists, the measured minutes are the chargeable access minutes. For originating calls over FGC, chargeable originating access minutes are derived from recorded minutes in the following manner:

Step 1: Obtain recorded originating minutes and messages, from the appropriate recording data.

Step 2: Obtain the total attempts by dividing the originating measured messages by the completion ratio. Completion ratios (CR) are obtained separately for the major call categories such as DDD, operator, 500, 700, 800, 888, 900, directory assistance and international from a sample study which analyzes the ultimate completion status of the total attempts which receive acknowledgement from the customer. That is, Measured Messages divided by Completion Ratio equals Total Attempts.

(N)

(TR42)

ACCESS SERVICE

6. Switched Access Service (Cont'd)6.7 Description and Provision of Feature Group C (FGC) (Cont'd)6.7.4 Measuring Access Minutes (Cont'd)

Step 3: Obtain the total non-conversation time additive (NCTA) by multiplying the total attempts (obtained in Step 2) by the NCTA per attempt ratio. The NCTA per attempt ratio is obtained from the sample study identified in Step 2 by measuring the non-conversation time associated with both completed and incompleted attempts. The total NCTA is the time on a completed attempt from customer acknowledgement of receipt of call to called party answer (set up and ringing) plus the time on an incompleted attempt from customer acknowledgment of call until the access tandem or end office receives a disconnect signal (ring - no answer, busy or network blockage). That is, Total Attempts times Non-Conversation Time per Attempt Ratio equals Total NCTA.

Step 4: Obtain total chargeable originating access minutes by adding the total NCTA (obtained in Step 3) to the recorded originating measured minutes (obtained in Step 1). That is, Measured Minutes plus NCTA equals Chargeable Originating Access Minutes.

ACCESS SERVICE

6. Switched Access Service (Cont'd)6.7 Description and Provision of Feature Group C (FGC) (Cont'd)6.7.4 Measuring Access Minutes (Cont'd)

Following is an example which illustrates how the chargeable originating access minutes are derived from the measured originating minutes using this formula.

Where: Measured Minutes (M. Min.) = 7,000
Measured Messages (M. Mes.) = 1,000
Completion Ratio (CR) = .75
NCTA per Attempt = .4

$$(1) \quad \text{Total Attempts} = \frac{1,000(\text{M. Mes.})}{.75 (\text{CR})} = 1,333.3$$

$$(2) \quad \text{Total NCTA} = .4 (\text{NCTA per Attempt}) \times 1,333.33 = 533.33$$

$$(3) \quad \text{Total Chargeable Originating Access Minutes} = 7,000(\text{M. Min}) + 533.33(\text{NCTA}) = 7,533.33$$

FGC access minutes or fractions thereof, the exact value of the fraction being a function of the switch technology where the measurement is made, are accumulated over the billing period for each end office, and are then rounded up to the nearest access minute for each end office.

Certain regulations previously found on this page can now be found on 1st Revised Page 6-83. (TR6)

ACCESS SERVICE

6. Switched Access Service (Cont'd)6.7 Description and Provision of Feature Group C (FGC) (Cont'd)6.7.4 Measuring Access Minutes (Cont'd)Originating Usage

For originating calls over FGC provided with MF signaling, usage measurement begins when the originating FGC first point of switching receives answer supervision from the customer's point of termination, indicating the called party has answered.

(M)

(C)

(C)

(M)

For originating calls over FGC provided with SS7 signaling when the FGC end office is not routed through an access tandem for connection to the customer, usage measurement begins when the SS7 Initial Address Message is sent from the SSP to the STP. For originating calls over FGC provided with SS7 Signaling when the FGC end office is routed through an access tandem for connection to the customer, usage measurement begins when the FGC end office receives the SS7 Exit Message from the tandem.

(N)

(N)

The measurement of originating call usage over FGC provided with MF signaling ends when the originating FGC first point of switching receives disconnect supervision from either the originating end user's end office, indicating the originating end user has disconnected, or the customer's point of termination, whichever is recognized first by the first point of switching.

(C)

The measurement of originating call usage over FGC provided with SS7 signaling ends when the originating FGC end office receives an SS7 Release Message indicating either the originating or terminating end user has disconnected.

(N)

(N)

Certain regulations on this page formerly appeared on Original Page 6-82.

Certain regulations previously found on this page can now be found on Original Page 6-83.1. (TR6)

ACCESS SERVICE

6. Switched Access Service (Cont'd)6.7 Description and Provision of Feature Group C (FGC) (Cont'd)6.7.5 Design Blocking Probability

The Telephone Company will design the facilities used in the provision of Switched Access Service FGC to meet the blocking probability criteria as set forth in (A) and (B) following.

- (A) For Feature Group C, the design blocking objective will be no greater than one percent (.01) between the point of termination at the customer's designated premises and the first point of switching when traffic is directly routed without an alternate route. Standard traffic engineering methods will be used by the Telephone Company to determine the number of transmission paths required to achieve this level of blocking.
- (B) The Telephone Company will perform routine measurement functions to assure that an adequate number of transmission paths are in service. The Telephone Company will recommend that additional capacity (i.e., busy hour minutes of capacity) be ordered by the customer when additional paths are required to reduce the measured blocking to the designed blocking level. For the capacity ordered, the design blocking objective is assumed to have been met if the routine measurements show that the measured blocking does not exceed the threshold listed in the following tables.

ACCESS SERVICE

6. Switched Access Service (Cont'd)6.7 Description and Provision of Feature Group C (FGC) (Cont'd)6.7.5 Design Blocking Probability

(B) (Cont'd)

- (1) For transmission paths carrying only first routed traffic direct between an end office and customer's designated premises without an alternate route, and for paths carrying only overflow traffic, the measured blocking thresholds are as follows:

Number of Transmission Paths Per Trunk Group	Measured blocking thresholds in time consistent busy hour for the number of measurements taken between 8:00 a.m. and 11:00 p.m. per trunk group			
	15-20 Measurements	11-14 Measurements	7-10 Measurements	3-6 Measurements
2	7.0%	8.0%	9.0%	14.0%
3	5.0%	6.0%	7.0%	9.0%
4	5.0%	6.0%	7.0%	8.0%
5-6	4.0%	5.0%	6.0%	7.0%
7 or more	3.0%	3.5%	4.0%	6.0%

- (2) For transmission paths carrying first routed traffic between an end office and customer's premises via an access tandem, the measured blocking thresholds are as follows:

Number of Transmission Paths Per Trunk Group	Measured blocking thresholds in time consistent busy hour for the number of measurements taken between 8:00 a.m. and 11:00 p.m. per trunk group			
	15-20 Measurements	11-14 Measurements	7-10 Measurements	3-6 Measurements
2	4.5%	5.5%	6.0%	9.5%
3	3.5%	4.0%	4.5%	6.0%
4	3.5%	4.0%	4.5%	5.5%
5-6	2.5%	3.5%	4.0%	4.5%
7 or more	2.0%	2.5%	3.0%	4.0%

ACCESS SERVICE

6. Switched Access Service (Cont'd)6.7 Description and Provision of Feature Group C (FGC) (Cont'd)6.7.6 Testing Capabilities

FGC is provided, in the terminating direction where equipment is available, with seven digit access to balance (100 type) test line, milliwatt (102 type) test line, nonsynchronous or synchronous test line, automatic transmission measuring (105 type) test line, data transmission (107 type) test line, loop around test line, short circuit test line and open circuit test line. In addition to the tests described in 6.2.4 preceding which are included with the installation of service (Acceptance Testing) and as ongoing routine testing, Additional Cooperative Acceptance Testing, Additional Automatic Testing and Additional Manual Testing are available as set forth in 13.3.1 following.

ACCESS SERVICE

6. Switched Access Service (Cont'd)6.8 Description and Provision of Feature Group D (FGD)6.8.1 Description

- (A) FGD Access, which is available to all customers, provides trunk side access to Telephone Company end office switches. Special Access Services utilized for connection with FGD at Telephone Company designated WATS Serving offices as set forth in Section 7. following may be ordered separately by a customer other than the customer which orders the FGD Switched Access Service for the provision of WATS or WATS-type services. Special Access Services are ordered as set forth in 5.2.2 preceding.
- (B) FGD is provided at Telephone Company designated end office switches whether routed directly or via Telephone Company designated electronic access tandem switches.
- (C) FGD is provided as trunk side switching through the use of end office or access tandem switch trunk equipment. The switch trunk equipment is provided with wink start start-pulsing signals and answer and disconnect supervisory signaling.
- (D) FGD switching is provided with multifrequency address signaling. Up to 12 digits of the called party number dialed by the customer's end user using dual tone multifrequency or dial pulse address signals will be provided by Telephone Company equipment to the customer's premises where the Switched Access Service terminates. Such address signals will be subject to the ordinary transmission capabilities of the Local Transport provided.

ACCESS SERVICE

6. Switched Access Service (Cont'd)6.8 Description and Provision of Feature Group D (FGD) (Cont'd)6.8.1 Description (Cont'd)

- (E) FGD switching, when used in the terminating direction, may be used to access valid NXXs in the LATA, time or weather announcement services of the Telephone Company, community information services of an information service provider, and other customers' services (by dialing the appropriate codes) when such services can be reached using valid NXX codes. When directly routed to an end office, only those valid NXX codes served by that office may be accessed. When routed through an access tandem, only those valid NXX codes served by end offices subtending the access tandem may be accessed. The customer will also be billed additional non-access charges for calls to certain community information services, for which rates are applicable under Telephone Company exchange service tariffs, e.g., 976 (DIAL-IT) Network Service. Additionally, non-access charges will also be billed for calls from a FGD trunk to another customer's service in accordance with that customer's applicable service rates when the Telephone Company performs the billing function for that customer. Calls in the terminating direction will not be completed to 950-XXXX access codes, local operator assistance (0- and 0+), Directory Assistance (411 and 555-1212), service codes 611 and 911 or 101XXXX access codes. (C)
Calls will be completed to Directory Assistance (NPA-555-1212 or 555-1212) when FGD switching is combined with Directory Assistance switching. The combination of FGD Switched Access Service with DA Service is provided as set forth in Section 9. following. FGD may not be switched, in the terminating direction, to Switched Access Service Feature Groups B, C or D.

(TR64)

ACCESS SERVICE

6. Switched Access Service (Cont'd)6.8 Description and Provision of Feature Group D (FGD) (Cont'd)6.8.1 Description (Cont'd)

(F) The Telephone Company will establish a trunk group or groups for the customer at end office switches or access tandem switches where FGD switching is provided. When required by technical limitations, a separate trunk group will be established for each type of FGD switching arrangement provided. Different types of FGD or other switching arrangements may be combined in a single trunk group at the option of the Telephone Company.

(G) The access code for FGD switching is a uniform access code of the form 101XXXX. A uniform access code(s) (C) will be the assigned number of all FGD access provided to the customer by the Telephone Company. No access code is required for calls to a customer over FGD Switched Access Service if the end user's telephone exchange service is arranged for presubscription to that customer, as set forth in 13.4 following.

Where no access code is required, the number dialed by the customer's end user shall be a seven or ten digit number for calls in the North American Numbering Plan (NANP). For international calls outside the NANP, a seven to twelve digit number may be dialed. The form of the numbers dialed by the customer's end user is NXX-XXXX, 0 or 1 + NXX-XXXX, NPA + NXX-XXXX, 0 or 1 + NPA + NXX-XXXX, and, when the end office is equipped for International Direct Distance Dialing (IDDD), 01 + CC + NN or 011 + CC + NN.

When the 101XXXX access code is used, FGD switching also provides for dialing the digit 0 for access to the customer's operator, 911 for access to the Telephone Company's emergency reporting service, or the end-of-dialing digit (#) for cut-through access to the customer designated premises. (C)

(TR64)

ACCESS SERVICE

6. Switched Access Service (Cont'd)6.8 Description and Provision of Feature Group D (FGD) (Cont'd)6.8.1 Description (Cont'd)

- (H) FGD switching will be arranged to accept calls from telephone exchange service locations without the need for dialing the 101XXXX uniform access code. Each telephone exchange service line may be marked with a code to identify which 101XXXX code its calls will be directed to for interLATA service.
- (I) Unless prohibited by technical limitations, the customer's Interim NXX Translation and/or 800/888/877 Data Base traffic may, at the option of the customer, be combined in the same trunk group arrangement with the customer's non-Interim NXX Translation and/or 800/888/877 Data Base traffic. When required by technical limitations, or at the request of the customer, a separate trunk group will be established for Interim NXX Translation and/or 800/888/877 Data Base traffic.
- (J) When a customer has had FGB access in an end office and subsequently replaces the FGB access with FGD access, at the mutual agreement of the customer and the Telephone Company, the Telephone Company will direct calls dialed by the customer's end users using the customer's previous FGB access code to the customer's FGD access service. The customer must be prepared to handle normally dialed FGD calls, as well as calls dialed with the FGB access code which requires the customer to receive additional address signaling from the end user. Such calls will be rated as FGD. The Telephone Company may, with 90 days' written notice to the customer, discontinue this arrangement.
- (K) For FGD switched access service to a Mobile Telephone Switching Office (MTSO) directly interconnected to a Telephone Company access tandem office, the customer will be billed only the Local Transport premium rate element for the FGD usage. The mileage used to determine the monthly rate for the local transport rate element is as set forth in 6.4.6(F) preceding.
- (L) A customer who has FGB access may elect to have their FGB traffic routed over FGD trunks at the end office or access tandem. If the customer elects this option the FGB traffic will be rated at FGD rates. (N)
|
(N)

(TR65)

ACCESS SERVICE

6. Switched Access Service (Cont'd)6.8 Description and Provision of Feature Group D (FGD) (Cont'd)6.8.2 Optional Features

Following are the various nonchargeable and chargeable optional features that are available in lieu of, or in addition to, the standard features provided with Feature Group D. Nonchargeable Optional Features are provided as Common Switching, Transport Termination and Local Transport options as set forth in (A) through (C) following. Chargeable optional features are set forth in (D) following.

(A) Common Switching Options

Descriptions of the common switching optional features are set forth in 6.9 following.

- (1) Automatic Number Identification (ANI)
- (2) Service Class Routing
- (3) Alternate Traffic Routing
- (4) Trunk Access Limitation
- (5) Call Gapping Arrangement
- (6) International Carrier Option
- (7) Band Advance Arrangement for Use with Special Access Service Utilized in the Provision of WATS or WATS-Type Services
- (8) End Office End User Line Service Screening for Use with Special Access Service Utilized in the Provision of WATS or WATS-Type Services
- (9) Hunt Group Arrangement for Use with Special Access Service Utilized in the Provision of WATS or WATS-Type Services

ACCESS SERVICE

6. Switched Access Service (Cont'd)6.8 Description and Provision of Feature Group D (FGD) (Cont'd)6.8.2 Optional Features (Cont'd)(A) Common Switching Options (Cont'd)

(10) Uniform Call Distribution Arrangement for Use with Special Access Service Utilized in the Provision of WATS or WATS-Type Services

(11) Nonhunting Number Associated with Hunt Group Arrangement or Uniform Call Distribution Arrangement for Use with Special Access Service Utilized in the Provision of WATS or WATS-Type Services

(12) Digital Switched 56 Service

(B) Transport Termination Options

(1) Operator Trunk - Full Feature

The Operator Trunk optional feature is set forth in 6.9.2(C) following.

(C) Local Transport Options

(1) Supervisory Signaling

The Supervisory Signaling optional feature, due to its technical nature, is set forth in 15.1.1 following.

(2) Signaling System 7 (SS7)

The SS7 optional feature allows the customer to receive signals for out of band call set up and is available with FGD. This option requires a signaling connection between the customer's designated premise and an STP. The SS7 optional feature is provisioned for two-way exchange of signaling information and is only available at appropriately equipped Telephone Company switches.

(3) Multifrequency Address Signaling

(4) Calling Party Number (CPN) Parameter

(5) Charge Number Parameter (CNP)

(6) Carrier Selection Parameter (CSP)

(N)(x)

(N)(x)

(x) Filed under authority of Special Permission No. 94-1466 of the Federal Communications Commission. The designated material represents new terms and conditions for customers of Sugar Land Telephone Company who, as a result of this filing, transfer from the Sugar Land Telephone Company's Interstate F.C.C. No. 2 tariff to this tariff. (TR34)

ACCESS SERVICE

6. Switched Access Service (Cont'd)6.8 Description and Provision of Feature Group D (FGD) (Cont'd)6.8.2 Optional Features (Cont'd)(D) Chargeable Optional Features(1) Interim NXX Translation

The Interim NXX Translation Optional Feature is set forth in 6.10.1 following.

(2) Flexible Automatic Number Identification (Flex ANI)

The Flex ANI Optional Feature is provided as set forth in 6.10.3 following.

(3) 800/888/877 Data Base Access Service (C)

The 800/888/877 Data Base Access Service is provided as set forth in 6.10.2 following. (C)

ACCESS SERVICE

6. Switched Access Service (Cont'd)6.8 Description and Provision of Feature Group D (FGD) (Cont'd)6.8.3 Design and Traffic Routing

For Feature Group D, the Telephone Company shall design and determine the routing of Tandem Switched Access Transport (C) service, including the selection of the first point of (C) switching and the selection of facilities from the interface to any switching point and to the end offices where busy hour minutes of capacity are ordered. The Telephone Company shall also decide if capacity is to be provided by originating only, terminating only, or two-way trunk groups. Finally, the Telephone Company will decide whether trunk side access will be provided through the use of two-wire or four-wire trunk terminating equipment.

For Feature Group D Direct Trunked Transport service, the (N) Telephone Company will determine the routing of switched access service from the point of interface to the first point of switching or, if the customer specifies one or more hub locations for multiplexing, from the point of interface to the hub location, from one hub location to another hub location, and/or from a hub location to the first point of switching.

Selection of facilities and equipment and traffic routing of the service are based on standard engineering methods, available facilities and equipment, and actual traffic (C) patterns. If the customer desires routing or directionality different from that determined by the Telephone Company, the Telephone Company will work cooperatively with the customer in determining (1) whether the service is to be routed directly to an end office or through an access tandem switch and (2) the directionality of the service. Those Telephone (C) Company offices providing equal access through centralized arrangements are identified in NATIONAL EXCHANGE CARRIER ASSOCIATION, INC. TARIFF F.C.C. NO. 4.

6.8.4 Measuring Access Minutes

Customer traffic to end offices will be recorded at end office switches or access tandem switches. Originating and terminating calls will be measured or imputed to determine the basis for computing chargeable access minutes. In the event the customer message detail is not available because the Telephone Company lost or damaged tapes or incurred recording system outages, the Telephone Company will estimate the volume of lost customer access minutes of use based on previously known values.

(TR13)

ACCESS SERVICE

6. Switched Access Service (Cont'd)6.8 Description and Provision of Feature Group D (FGD) (Cont'd)6.8.4 Measuring Access Minutes (Cont'd)Originating Usage

For originating calls over FGD the measured minutes are the chargeable access minutes.

For originating calls over FGD, provided with MF signaling, (C)
usage measurement begins when the originating FGD first point (C)
of switching receives the first wink supervisory signal forwarded from the customer's point of termination.

For originating calls over FGD provided with SS7 signaling (N)
when the FGD end office is not routed through an access tandem for connection to the customer, usage measurement begins when the SS7 Initial Address Message is sent from the SSP to the STP. For originating calls over FGD provided with SS7 signaling when the FGD end office is routed through a tandem for connection to the customer, usage measurement begins when the FGD and office receives the SS7 Exit Message from the tandem.

The measurement of originating call usage over FGD provided with MF signaling ends when the originating FGD first point (C)
of switching receives disconnect supervision from either the originating end user's end office, indicating the originating end user has disconnected, or the customer's point of termination, whichever is recognized first by the first point of switching.

The measurement of originating call usage over FGD provided (N)
with SS7 signaling ends when the originating FGD end office receives an SS7 Release Message indicating either the originating or terminating end user has disconnected.

(N)

Certain regulations previously found on this page cannot be found on Original Page 6-94.1

(TR6)

ACCESS SERVICE

6. Switched Access Service (Cont'd)6.8 Description and Provision of Feature Group D (FGD) (Cont'd)6.8.4 Measuring Access Minutes (Cont'd)Terminating Usage

For terminating calls over FGD the chargeable access minutes are either measured or derived.

For terminating calls over FGD provided with MF signaling, where measurement capability exists, the measurement of chargeable access minutes begins when the terminating FGD first point of switching receives answer supervision from the terminating end user's end office, indicating the terminating end user has answered. This measurement ends when the terminating FGD first point of switching receives disconnect supervision from either the terminating end user's end office, indicating the terminating end user has disconnected, or the customer's point of termination, whichever is recognized first by the first point of switching.

For terminating calls over FGD, where measurement capability does not exist, terminating FGD usage is imputed from originating usage, excluding usage from calls to closed end services or Directory Assistance Services.

For terminating calls over FGD with SS7 signaling, usage

measurement begins when the terminating recording switch receives answer supervision from the terminating end user.

The Telephone Company switch receives answer supervision and sends the indication to the customer in the form of an Answer Message. The measurement of terminating FGD call usage ends when the entry switch receives or sends a Release Message, whichever occurs first.

(N)(x)

(N)(k)

(x) Filed under authority of Special Permission No. 94-1466 of the Federal Communications Commission. The designated material represents new terms and conditions for customers of Sugar Land Telephone Company who, as a result of this filing, transfer from the Sugar Land Telephone Company's Interstate F.C.C. No. 2 tariff to this tariff.

(TR34)

ACCESS SERVICE

6. Switched Access Service (Cont'd)6.8 Description and Provision of Feature Group D (FGD) (Cont'd)6.8.5 Design Blocking Probability

The Telephone Company will design the facilities used in the provision of Switched Access Service FGD to meet the blocking probability criteria as set forth in (A) and (B) following.

- (A) For Feature Group D, the design blocking objective will be no greater than one percent (.01) between the point of termination at the customer's designated premises and the end office switch, whether the traffic is directly routed without an alternate route or routed via an access tandem. Standard traffic engineering methods as set forth in reference document Telecommunications Transmission Engineering - Volume 3 - Networks and Services (Chapters 6-7) will be used by the Telephone company to determine the number of transmission paths required to achieve this level of blocking.
- (B) The Telephone Company will perform routine measurement functions to assure that an adequate number of transmission paths are in service. The Telephone Company will recommend that additional capacity (i.e., busy hour minutes of capacity or trunks) be ordered by the customer when additional paths are required to reduce the measured blocking to the designed blocking level. For the capacity ordered, the design blocking objective is assumed to have been met if the routine measurements show that the measured blocking does not exceed the threshold listed in the following tables.

ACCESS SERVICE

6. Switched Access Service (Cont'd)6.8 Description and Provision of Feature Group D (FGD) (Cont'd)6.8.5 Design Blocking Probability (Cont'd)

(B) (Cont'd)

- (1) For transmission paths carrying only first routed traffic direct between an end office and customer's designated premises without an alternate route, and for paths carrying only overflow traffic, the measured blocking thresholds are as follows:

Number of Transmission Paths Per Trunk Group	Measured blocking thresholds in time consistent busy hour for the number of measurements taken between 8:00 a.m. and 11:00 p.m. per trunk group			
	15-20 Measurements	11-14 Measurements	7-10 Measurements	3-6 Measurements
2	7.0%	8.0%	9.0%	14.0%
3	5.0%	6.0%	7.0%	9.0%
4	5.0%	6.0%	7.0%	8.0%
5-6	4.0%	5.0%	6.0%	7.0%
7 or more	3.0%	3.5%	4.0%	6.0%

- (2) For transmission paths carrying first routed traffic between an end office and customer's premises via an access tandem, the measured blocking thresholds are as follows:

Number of Transmission Paths Per Trunk Group	Measured blocking thresholds in time consistent busy hour for the number of measurements taken between 8:00 a.m. and 11:00 p.m. per trunk group			
	15-20 Measurements	11-14 Measurements	7-10 Measurements	3-6 Measurements
2	4.5%	5.5%	6.0%	9.5%
3	3.5%	4.0%	4.5%	6.0%
4	3.5%	4.0%	4.5%	5.5%
5-6	2.5%	3.5%	4.0%	4.5%
7 or more	2.0%	2.5%	3.0%	4.0%

ACCESS SERVICE

6. Switched Access Service (Cont'd)6.8 Description and Provision of Feature Group D (FGD) (Cont'd)6.8.6 Network Blocking Charge

The customer will be notified by the Telephone Company to increase its capacity (busy hour minutes of capacity or quantities of trunks) when excessive trunk group blocking occurs on groups carrying Feature Group D traffic and the measured access minutes for that hour exceed the capacity purchased. Excessive trunk group blocking occurs when the blocking thresholds stated below are exceeded. They are predicated on time consistent, hourly measurements over a 30 day period excluding Saturdays, Sundays and national holidays. If the order for additional capacity has not been received by the Telephone Company within 15 days of the notification, the Telephone Company will bill the customer, at the rate set forth in 17.2.2 following, for each overflow in excess of the blocking threshold when (1) the average "30 day period" overflow exceeds the threshold level for any particular hour and (2) the "30 day period" measured average originating or two-way usage for the same clock hour exceeds the capacity purchased.

Blocking Thresholds		
Trunks in Service	1%	1/2%
1-2	7.0%	4.5%
3-4	5.0%	3.5%
5-6	4.0%	2.5%
7 or greater	3.0%	2.0%

The 1% blocking threshold is for transmission paths carrying traffic direct (without an alternate route) between an end office and a customer's premises. The 1/2% blocking threshold is for transmission paths carrying first routed traffic between an end office and a customer's premises via an access tandem.

ACCESS SERVICE

6. Switched Access Service (Cont'd)6.8 Description and Provision of Feature Group D (FGD) (Cont'd)6.8.7 Testing Capabilities

FGD is provided, in the terminating direction where equipment is available, with seven digit access to balance (100 type) test line, milliwatt (102 type) test line, nonsynchronous or synchronous test line, automatic transmission measuring (105 type) test line, data transmission (107 type) test line, loop around test line, short circuit test line and open circuit test line. In addition to the tests described in 6.2.4 preceding, which are included with the installation of service (Acceptance Testing) and as ongoing routine testing, Additional Cooperative Acceptance Testing, Additional Automatic Testing and Additional Manual Testing, are available as set forth in 13.3.1 following.

When SS7 signaling is ordered, network compatibility and other testing will be performed cooperatively by the Telephone Company and the customer as specified in Technical Reference TR-TSV-000905.

(N)
|
(x)(N)

(X) Filed under authority of Special Permission No. 93-199 of the Federal Communications Commission.

(TR6)

Issued: December 11, 1992

Effective: January 16, 1993

One Allied Drive
Little Rock, Arkansas 72203

ACCESS SERVICE

6. Switched Access Service (Cont'd)

6.9 Nonchargeable Optional Features

(T)

Following are descriptions of the various optional features that are available in lieu of, or in the addition to, the standard features provided with the Feature Groups. They are provided as Common Switching or Transport Termination options.

(T)

ACCESS SERVICE

6. Switched Access Service (Cont'd)6.9 Nonchargeable Optional Features (Cont'd)6.9.1 Common Switching Optional Features

The following table shows the Feature Groups with which the optional features are available.

<u>Option</u>	<u>Available Feature Groups</u>			
	<u>A</u>	<u>B</u>	<u>C</u>	<u>D</u>
A) Call Denial on Line or Hunt Group		X		
B) Service Code Denial on Line or Hunt Group	X			
C) Hunt Group Arrangement	X			
D) Uniform Call Distribution Arrangement	X			
E) Nonhunting Number for Use with Hunt Group or Uniform Call Distribution Arrangement	X			
F) Automatic Number Identification (ANI)		X	X	X
G) Up to 7 Digit Outpulsing of Access Digits to Customer		X		
H) Delay Dial Start-Pulsing Signaling				X
I) Immediate Dial Pulse Address Signaling			X	
J) Dial Pulse Address Signaling			X	
K) Service Class Routing			X	X
L) Alternate Traffic Routing			X	X
M) Trunk Access Limitation			X	X
N) Call Gapping Arrangement				X
O) International Carrier Option				X
P) Band Advance Arrangement for Use with Special Access Service Utilized in the Provision of WATS or WATS-Type Services	X	X	X	X
Q) End Office End User Line Service Screening for Use with Special Access Service Utilized in the Provision of WATS or WATS-Type Services			X	X
R) Hunt Group Arrangement for Use with Special Access Service Utilized in the Provision of WATS or WATS-Type Services	X	X	X	X
S) Uniform Call Distribution Arrangement for Use with Special Access Service Utilized in the Provision of WATS or WATS-Type Services	X	X	X	X
T) Nonhunting Number Associated with Hunt Group Arrangement or Uniform Call Distribution Arrangement for Use with Special Access Service Utilized in the Provision of WATS or WATS-Type Services	X	X	X	X
U) Digital Switched 56 Service				
X				
V) Multifrequency Address Signaling			X	X
W) Signaling System 7 (SS7) Signaling				X
X				
X) Calling Party Number (CPN)				
Y) Carrier Selection Parameter (CSP)				X
Z) Charge Number Parameter (CNP)			X	X
AA) Clear Channel Capability				X

(N)(x)(s)

(x) Filed under authority of Special Permission No. 94-1466 of the Federal Communications Commission. The designated material represents new terms and conditions for customers of Sugar Land Telephone Company who, as a result of this filing, transfer from Sugar Land Telephone Company's Interstate F.C.C. No. 2 tariff to this tariff.

(s) Reissued material scheduled to become effective February 5, 1995 and originally filed under Transmittal No. 33. (TR34)

ACCESS SERVICE

6. Switched Access Service (Cont'd)6.9 Nonchargeable Optional Features (Cont'd)6.9.1 Common Switching Optional Features (Cont'd)(A) Call Denial on Line or Hunt Group

This option allows for the screening of terminating Feature Group A calls. There are two screening arrangements available with this option as follows:

1) limiting terminating calls for completion to only 411 or 555-1212 whichever is available, 611, 911, 800/888/877 and a Telephone Company specified set of

NXXs within the Telephone Company local exchange calling area of the dial tone office in which the arrangement is provided or, 2) limiting terminating calls to completion to only the NXXs associated with all end offices in the LATA, i.e., the call cannot be further switched or routed out of the LATA nor will calls be completed to 411 or 555-1212 whichever is available, 611, 911 or 800/888/877. All other calls

are routed to a reorder tone or recorded announcement. Arrangement 1 is provided in all Telephone Company electronic end offices and, where available, in electromechanical end offices. Arrangement 2 is provided where available. This feature is available with Feature Group A.

(C)

(C)

(B) Service Code Denial on Line or Hunt Group

This option allows for the screening of terminating calls within the LATA, and for disallowing completion of calls to 0-, 555 and N11 (e.g., 411, 611, and 911). This feature is provided where available in all Telephone Company end offices. It is available with Feature Group A.

(TR64)

ACCESS SERVICE

6. Switched Access Service (Cont'd)6.9 Nonchargeable Optional Features (Cont'd)

(T)

6.9.1 Common Switching Optional Features (Cont'd)

(T)

(C) Hunt Group Arrangement

This option provides the ability to sequentially access one of two or more line side connections in the originating direction, when the access code of the line group is dialed. This feature is provided in all Telephone Company end offices. It is available with Feature Group A. All Feature Group A access services in the same hunt group must provide off-hook supervisory signaling from the same point in time in the call sequence i.e., all off-hook supervisory signals must either be provided by the customer's equipment before the called party answers or all must be forwarded by the customer's equipment when the called party answers.

(D) Uniform Call Distribution Arrangement

This option provides a type of multiline hunting arrangement which provides for an even distribution of calls among the available lines in a hunt group.

Where available, this feature is provided in Telephone Company electronic end offices only. It is available with Feature Group A.

(E) Nonhunting Number for Use with Hunt Group or Uniform Call Distribution Arrangement

This option provides access to an individual line within a multiline hunt or uniform call distribution group. When the nonhunting number is dialed, access is provided when it is idle, or busy tone is provided when it is busy. Where available, this feature is provided in Telephone Company electronic end offices only. It is available with Feature Group A.

ACCESS SERVICE

6. Switched Access Service (Cont'd)6.9 Nonchargeable Optional Features (Cont'd)6.9.1 Common Switching Optional Features (Cont'd)(F) Automatic Number Identification (ANI)

(1) This option provides the automatic transmission of a seven digit or ten digit number and information digits to the customer designated premises for calls originating in the LATA, to identify the calling station. The ANI feature is an end office software function which is associated on a call-by-call basis with:

(a) all individual transmission paths in a trunk group routed directly between an end office and a customer designated premises or, where technically feasible, with

(b) all individual transmission paths in a trunk group between an end office and an access tandem, and a trunk group between an access tandem and a customer designated premises.

(2) The seven digit ANI telephone number is generally available with Feature Groups B and C. With these Feature Groups, technical limitations may exist in Telephone Company switching facilities which require ANI to be provided only on a directly trunked basis. ANI will be transmitted on all calls except those originating from multiparty lines, pay telephones using Feature Group B, or when an ANI failure has occurred. Seven digit ANI is not available with SS7 signaling.

(C)

(C)

(TR49)

ACCESS SERVICE

6. Switched Access Service (Cont'd)6.9 Nonchargeable Optional Features (Cont'd)6.9.1 Common Switching Optional Features (Cont'd)(F) Automatic Number Identification (ANI) (Cont'd)

- (3) The ten digit ANI telephone number is only available with Feature Group D. The ten digit ANI telephone number consists of the Number Plan Area (NPA) plus the seven digit ANI telephone number. The ten digit ANI telephone number will be transmitted on all calls except those identified as multiparty line or ANI failure, in which case only the NPA will be transmitted (in addition to the information digit described below). Ten digit ANI is provided with MF or SS7 signaling.
- (4) With Feature Group C, at the option of the customer, ANI may be ordered from end offices where Telephone Company recording for end user billing is not provided. Additionally, ANI is provided from end offices where message detail recording is not required by the Telephone Company; as with 800/888/877 service. ANI is not provided from end offices where the Telephone Company forwards ANI to its recording equipment.

(C)

(TR64)

ACCESS SERVICE

6. Switched Access Service (Cont'd)6.9 Nonchargeable Optional Features (Cont'd)

(T)

6.9.1 Common Switching Optional Features (Cont'd)

(T)

(F) Automatic Number Identification (ANI) (Cont'd)

- (5) Where complete ANI detail cannot be provided, e.g., on calls from 4 and 8 party services, information digits will be provided to the customer.

The information digits identify:

- (a) telephone number is the station billing number - no special treatment required,
- (b) multiparty line - telephone number is a 4- or 8- party line and cannot be identified - number must be obtained via an operator or in some other manner,
- (c) ANI failure has occurred in the end office switch which prevents identification of calling telephone number - must be obtained by operator or in some other manner,
- (d) hotel/motel originated call which requires room number identification,
- (e) coinless station, hospital, inmate, etc. call which requires special screening or handling by the customer, and
- (f) call is an Automatic Identified Outward Dialed (AIOD) call from customer premises equipment. The AIOD ANI telephone number is the listed telephone number of the customer and is not the telephone number of the calling party.

These ANI information digits are generally available with Feature Groups B, C, and D.

(TR42)

ACCESS SERVICE

6. Switched Access Service (Cont'd)6.9 Nonchargeable Optional Features (Cont'd)

(T)

6.9.1 Common Switching Optional Features (Cont'd)

(T)

(F) Automatic Number Identification (ANI) (Cont'd)

(6) Additional ANI information digits are available with Feature Group D also. They include:

(a) InterLATA restricted - telephone number is identified line

(b) InterLATA restricted - hotel/motel line

(c) InterLATA restricted - coinless, hospital, inmate, etc., line

These information digits will be transmitted as agreed to by the customer and the Telephone Company.

ACCESS SERVICE

6. Switched Access Service (Cont'd)6.9 Nonchargeable Optional Features (Cont'd)

(T)

6.9.1 Common Switching Optional Features (Cont'd)

(T)

(G) Up to 7 Digit Outpulsing of Access Digits to Customer

This option provides for the end office capability of providing up to 7 digits of the uniform access code (950-1/0XXX) to the customer designated premises. The customer can request that only some of the digits in the access code be forwarded. The access code digits would be provided to the customer designated premises using multifrequency signaling, and transmission of the digits would precede the forwarding of ANI if that feature were provided. This feature is available with Feature Group B.

(H) Delay Dial Start-Pulsing Signaling

Where available, this option provides a method of indicating to the near end trunk circuit readiness to accept address signaling information by the far end trunk circuit. Delay dial is often referred to as an off-hook, on-hook signaling sequence. The delay dial signal is the off-hook interval and the start-pulsing signal is the on-hook interval. With integrity check, the calling office will not outpulse until a delay dial (off-hook) signal followed by a start-pulsing (on-hook) signal has been identified at the calling office. This option is available with Feature Group C.

ACCESS SERVICE

6. Switched Access Service (Cont'd)6.9 Nonchargeable Optional Features (Cont'd)6.9.1 Common Switching Optional Features (Cont'd)(I) Immediate Dial Pulse Address Signaling

Where available, this option provides for the forwarding of dial pulses from the Telephone Company end office to the customer without the need of a start-pulsing signal from the customer. It is available with Feature Group C.

(J) Dial Pulse Address Signaling

Where available, this trunk side option provides for the transmission of number information, e.g., called number, between the end office switching system and the customer designated premises (in either direction) by means of direct current pulses. It is available with Feature Group C.

(K) Service Class Routing

This option provides the capability of directing originating traffic from an end office to a trunk group to a customer designated premises, based on the line class of service (e.g., coin, multiparty or hotel/motel), service prefix indicator (e.g., 0-, 0+, 01+ or 011+) or Service Access Code (e.g. 500, 700, 900). It is provided in suitably equipped end office or access tandem switches. It is available with Feature Groups C and D.

(C)

(C)

(TR30)

ACCESS SERVICE

6. Switched Access Service (Cont'd)6.9 Nonchargeable Optional Features (Cont'd)6.9.1 Common Switching Optional Features (Cont'd)(L) Alternate Traffic Routing

When the customer orders both Direct Trunked Transport and Tandem Switched Transport at the same end office this option provides the capability of directing originating traffic from an end office (or appropriately equipped access tandem) to a trunk group (the "high usage" group) to a customer designated premises until that group is fully loaded, and then delivering additional originating traffic (the "overflowing" traffic) from the same end office or access tandem to a different trunk group (the "final" group) to a second customer designated premises. The customer shall specify the last trunk CCS desired for the high usage group. It is provided in suitably equipped end office or access tandem switches. It is available with Feature Groups B,C and D.

(f)

(C)

(C)

(C)

(M) Trunk Access Limitation

This option provides for the routing of originating 900 service calls to a specified number of transmission paths in a trunk group, in order to limit (choke) the completion of such traffic to the customer. Calls to the designated service which could not be completed over the subset of transmission paths in the trunk group, i.e., the choked calls, would be routed to reorder tone. It is provided in all Telephone Company electronic end offices and where available in electromechanical end offices. It is available with Feature Groups C and D.

(TR13)

ACCESS SERVICE

6. Switched Access Service (Cont'd)6.9 Nonchargeable Optional Features (Cont'd)6.9.1 Common Switching Optional Features (Cont'd)(N) Call Gapping Arrangement

This option, provided in suitably equipped end office switches, provides for the routing of originating calls to 900 service to be switched in the end office to all transmission paths in a trunk group at a prescribed rate of flow, e.g., one call every five seconds, in order to limit (choke) the completion of such traffic to the customer. Calls to the designated service which are denied access by this feature, i.e., the choked calls, would be routed to a no-circuit announcement. It is provided in selected Feature Group D equipped end offices and is available only with Feature Group D.

(O) International Carrier Option

This option allows for Feature Group D end offices or access tandem switches equipped for International Direct Distance Dialing to be arranged to forward the international calls of one or more international carriers to the customer (i.e., the Telephone Company is able to route originating international calls to a customer other than the one designated by the end user either through presubscription or 101XXXX dialing).

This arrangement requires provision of written verification to the Telephone Company that the customer is authorized to forward such calls. The written verification must be in the form of a letter of agency authorizing the customer to order the option on behalf of the international carrier. This option is only provided at Telephone Company end offices or access tandems equipped for International Direct Distance Dialing and is available only with Feature Group D.

(C)

(TR64)

ACCESS SERVICE

6. Switched Access Service (Cont'd)6.9 Nonchargeable Optional Features (Cont'd)6.9.1 Common Switching Optional Features (Cont'd)

- (P) Band Advance Arrangement for Use with Special Access Service Utilized in the Provision of WATS or WATS-Type Services

This option, which is provided in association with two or more Special Access Service groups, provides for the automatic overflow of terminating calls to a second Special Access Service group, when the first group has exceeded its call capacity. This option is available with Feature Groups A, B, C and D.

- (Q) End Office End User Line Service Screening for Use with Special Access Service Utilized in the Provision of WATS or WATS-Type Services

This option provides the ability to verify that an end user has dialed a called party address (by screening the called NPA and/or NXX on the basis of geographical bands selected by the Telephone Company) which is in accordance with that end user's service agreement with the customer, e.g., WATS. This option is provided in all Telephone Company electronic end offices and, where available, in electromechanical end offices which are designated as WATS Serving Offices. It is available with Feature Groups C and D.

- (R) Hunt Group Arrangement for Use with Special Access Service Utilized in the Provision of WATS or WATS-Type Services

This option provides the ability to sequentially access one of two or more Special Access Services utilized in the provision of WATS services (e.g., 800/888/877 Service Special Access services) in the terminating direction, when the hunting number of the Special Access Service group is forwarded from the customer to the Telephone Company. This feature is provided in all Telephone Company designated WATS Serving Offices. It is available with Feature Groups A, B, C and D.

(C)

(TR64)

ACCESS SERVICE

6. Switched Access Service (Cont'd)6.9 Nonchargeable Optional Features (Cont'd)

(T)

6.9.1 Common Switching Optional Features (Cont'd)

(T)

(S) Uniform Call Distribution Arrangement for Use with Special Access Service Utilized in the Provision of WATS or WATS-Type Services

This option provides a type of multiline hunting arrangement which provides for an even distribution of terminating calls among the available Special Access Services utilized in the provision of WATS or WATS-type Services in the hunt group. Where available, this feature is only provided in Telephone Company designated WATS Serving Offices. It is available with Feature Groups A, B, C and D.

(T) Nonhunting Number Associated with Hunt Group Arrangement or Uniform Call Distribution Arrangement for Use with Special Access Service Utilized in the Provision of WATS or WATS-Type Services

This option provides an arrangement, for an individual Special Access Service utilized in the provision of WATS or WATS-type Services within a multiline hunt or uniform call distribution group, that provides access to that Special Access Service within the hunt or uniform call distribution group when it is idle or provides busy tone when it is busy, when the nonhunting number is dialed, without hunting to the next idle number. Where available, this feature is only provided in Telephone Company designated WATS Serving Offices. It is available with Feature Groups A, B, C and D.

(U) Digital Switched 56 Service

This option provides for a connection between a customer's premise and a suitably equipped end user's premise which uses end office switching and facilities capable of transmitting digital data up to 56 Kilobits per second. Digital Switched 56 Service is only available in appropriately provisioned Feature Group D offices as set forth in National Exchange Carrier Association, Inc. Tariff F.C.C. No. 4.

ACCESS SERVICE

6. Switched Access Service (Cont'd)6.9 Nonchargeable Optional Features (Cont'd)6.9.1 Common Switching Optional Features (Cont'd)(V) Multifrequency Address (MF) Signaling

This feature provides for the transmission of number information and control signals (e.g., number address signals, automatic number identification) between the end office switch and the customer's premises (in either direction). MF signaling arrangements make use of pairs of frequencies out of a group of six frequencies. Specific information transmitted is dependent upon feature group and call type (i.e., POTS, coin or operator). This feature is available as an optional feature with FGC and FGD but not in combination with SS7 signaling.

(W) Signaling System 7 (SS7) Signaling

This feature provides common channel out of band transmission of address and supervisory SS7 protocol signaling information between the end office switch or the tandem office switching system and the customer's designated premises. This feature is available with FGC and FGD and will be provided in accordance with the SS7 interconnect specifications described in Technical Reference TR-TSV-000905.

(X) Calling Party Number (CPN)

This feature provides for the automatic transmission of the ten digit telephone number, associated with a calling station, to the customer's premises for calls originating in the LATA. The ten digit telephone number consists of the NPA plus the seven digit telephone number, which may or may not be the same number as the calling station's charge number. The ten digit telephone number will be coded as presented, or restricted via a "privacy indicator" for delivery to the called end user. This feature is provided with originating FGC and FGD with SS7 signaling. CPN is available where technically feasible.

(C)

(TR28)

ACCESS SERVICE

6. Switched Access Service (Cont'd)6.9 Nonchargeable Optional Features (Cont'd)6.9.1 Common Switching Optional Features (Cont'd)(Y) Carrier Selection Parameter (CSP)

This feature provides for the automatic transmission of a signaling indicator which signifies to the customer whether or not the call being processed originated from a presubscribed line. If the line was presubscribed, the indicator will signify if the end user did or did not dial 101XXXX. This feature is provided with originating FGD with SS7 signaling. (C)

(Z) Charge Number Parameter (CNP)

The CN Parameter is equivalent to the existing ten digit Automatic Number Identification (ANI) available with FGC where technically feasible and FGD with MF signaling. The CN Parameter provides for the automatic transmission of the ten digit billing number of the calling station and the originating line information. This feature is provided with originating FGC and FGD with SS7 signaling.

(AA) Clear Channel Capability (CCC)

Switched Access CCC is only available with Feature Group D (FGD) that has SS7 signaling in ALLTEL end offices. This option provides the end user with an increase in bandwidth from 56 Kbps to 64 Kbps per trunk data stream across the network. Switched CCC requires the customer signal at the channel interface to conform to Bipolar with 8-Zeros (B8ZS) line code format. This option used in conjunction with the 64 Kbps CCC optional feature allows for origination and termination of 64 Kbps digital data calls to an Integrated Services Digital Network (ISDN). The wire centers providing CCC are identified in NATIONAL EXCHANGE CARRIER ASSOCIATION, INC., WIRECENTER INFORMATION, TARIFF F.C.C. NO. 4.

(TR64)

ACCESS SERVICE

6. Switched Access Service (Cont'd)6.9 Nonchargeable Optional Features (Cont'd)

(T)

6.9.2 Transport Termination Optional Features

(T)

(A) Rotary Dial Station Signaling

This option provides for the transmission of called party address signaling from rotary dial stations to the customer designated premises for originating calls. This option is provided in the form of a specific type of Transport Termination. It is available with Feature Group B, only on a directly trunked basis.

(B) Operator Trunk - Coin, Non-Coin, or Combined Coin and Non-Coin

This option may be ordered to provide coin, non-coin, or combined coin and non-coin operation. It is available only with Feature Group C and is provided in electronic end offices and other Telephone Company end offices where equipment is available. It is provided as a trunk type of Transport Termination.

Coin, Non-Coin

This arrangement provides for initial coin return control, except in the case of non-coin, and routing of 0+, 0-, 1+, 01+ or 011+ respectively, or prefixed originating coin and non-coin calls requiring operator assistance to the customer designated premises. Because operator assisted coin calling traffic is routed over a trunk group dedicated to operator assisted calls, this arrangement is only provided in association with the Service Class Routing option.

This arrangement is normally ordered by the customer in conjunction with the ANI optional feature, since the preponderance of trunk groups equipped with this arrangement will be terminated in the customer's automated operator services systems, rather than in the customer's manual cord boards.

ACCESS SERVICE

6. Switched Access Service (Cont'd)6.9 Nonchargeable Optional Features (Cont'd)6.9.2 Transport Termination Optional Features (Cont'd)(B) Operator Trunk - Coin, Non-Coin, or Combined Coin and Non-Coin (Cont'd)Combined Coin and Non-Coin:

When so equipped, the ANI optional feature provides for the forwarding of information digits which identify that the call has originated from a hotel or motel, and whether room number identification is required, or that special screening is required, e.g., for coinless dormitory or inmate stations, or other screening arrangements agreed to between the customer and the Telephone Company. (C)

(C) Operator Trunk - Full Feature

This option provides the initial coin return control function to the customer's operator. It is available with FGD and is provided as a trunk type for Transport Termination. This feature is not available with SS7 signaling.

(TR49)

ACCESS SERVICE

6. Switched Access Service (Cont'd)6.10 Chargeable Optional Features6.10.1 Interim NXX Translation

This service is an originating offering utilizing trunk side Switched Access Service and provides a customer identification function based on the dialed SAC and NXX code. This service is used to route 1+ or 0+ SAC+NXX+XXXX calls.

For example, when an 1+900+NXX+XXXX call is originated by an end user, the Telephone Company will perform the customer identification function based on the dialed digits to determine the customer location to which the call is to be routed. If the call originates from an end office switch not equipped to provide the customer identification function, the call will be routed to an office at which the function is available. Once customer identification has been established, the call will be routed to that customer. Calls originating from an end office switch at which the customer identification function is performed, but to which the customer has not ordered Interim NXX Translation, will be blocked.

(A) 500 Service Access Code

Calls to a 500 number dialed via 1+ from coin telephones, 0-, Inmate Service, and Hotel/Motel Service will be blocked. Inmate Service calls to a 500 number dialed via 0+ will be blocked.

(B) 900 Service Access Code

Calls to a 900 number dialed via 1+ from coin telephones, 0-, 101XXXX, Inmate Service, and Hotel/Motel Service will be blocked. Calls to a 900 number dialed via 0+ will normally be blocked. Orders received from customers to unblock 0+ calls to a 900 number will be accommodated where suitably equipped facilities exist.

(C)

The manner in which Interim NXX Translation is provided is dependent on the status of the end office from which the service is provided (i.e., equipped with equal access capabilities or not equipped with equal access capabilities). When Interim NXX Translation is provided from an end office not equipped with equal access capabilities, it will be provided in conjunction with FGC Switched Access Service.

The charge for Interim NXX Translation is as set forth in 17.2.1(C) following.

(TR64)

ACCESS SERVICE

6. Switched Access Service (Cont'd)6.10 Chargeable Optional Features6.10.2 800/888/877 Data Base Access Service

(C)

800/888/877 Data Base Access Service is provided with FGC or FGD

(d)

Switched Access Service. When a 1+800+NXX-XXXX, 1+888+NXX-XXXX, or 1+877+NXX-XXXX call is originated by an end user, the Telephone Company will utilize the CCS network to query an 800/888/877 data base to perform the identification function. The call will then be routed to the identified customer over FGC or FGD switched access.

(C)

The manner in which 800/888/877 data base access service is provided is dependent on the availability of SS7 service at the end office from which the service is provided as outlined following:

(C)

- When 800/888/877 data base access service originates at an end office equipped with Service Switching Point (SSP) capability for querying centralized data bases, all such service will be provisioned from that end office.

(C)

- When 800/888/877 data base access service originates at an end office not equipped with SSP customer identification capability, the 800/888/877 call will be delivered to a switching office equipped with the SSP feature to query centralized data bases.

(C)

(C)

Query charges as set forth in 17.2.2 following are in addition to those charges applicable for the FGC or FGD Switched Access Service.

6.10.3 Flexible Automatic Number Identification (Flex ANI)

The Flex ANI feature is a switching feature and enhancement to ANI. This option is provided per end office and is available with Feature Group D service at end offices capable of providing this feature, as listed in the NATIONAL EXCHANGE CARRIER ASSOCIATION, INC. TARIFF F.C.C. NO. 4..

Flex ANI is available on inband signaling or in the Originating Line Information Parameter in the Basic Initial Address Message (IAM) Delivery optional feature for SS7 signaling. Flex ANI provides additional values for the Information Indicator (ii) digits that are associated with various classes of service not available with the standard ANI digits. The customer must have ANI in order to have Flex ANI.

The incremental cost to implement Flex ANI will be charged to all Payphone Service Providers (PSPs) as a nonrecurring charge on a per line basis to be recovered over 12 months commencing May 1, 1998 and ending April 30,1999, as listed in section 17.2.1(D).

(TR64)

ACCESS SERVICE

6. Switched Access Service (Cont'd)6.10 Chargeable Optional Features6.10.4 Carrier Identification Parameter (CIP)

This feature enables customers to consolidate trunk groups to provide Equal Access connections for the carrier and its reseller carriers over one trunk group. The Carrier Identification Parameter (CIP) software delivers the Carrier Identification Code (CIC) in the initial address message (IAM) from an originating local exchange network on Feature Group D (FGD), SS7-supported calls. These calls include CIP for FGD, 700, 900+XXX & 800/888/877 Database type calls. Presubscribed carrier information in CIP will be used for normal 1+ presubscribed calls. This enables the information to be sent in the forward direction to the transit network indicating the transit network selected by the originating subscriber. This feature is offered on a per-carrier basis, see Section 17.2 for rates.

6.10.5 Common Channel Signaling/Signaling System 7 Network Connection Service (CCSNC)

(S) (y)

Common Channel Signaling/Signaling System 7 (CCS/SS7) Network Connection Service (CCSNC), which is available with Feature Group C and D, where technically feasible as designated in NATIONAL EXCHANGE CARRIER ASSOCIATION, INC. TARIFF FCC NO. 4, WIRE CENTER INFORMATION, provides a signaling path between a customer's designated Signaling Point of Interface (SPOI) and a Signaling Transfer Point (STP). This service provides customers with the use of a two-way signaling path for accessing information necessary for the completion of their end user's calls.

CCS/SS7 Network Connection Service is comprised of two parts; a Signaling Network Access Link (SNAL, consisting of Signaling Mileage Facility, Signaling Mileage Termination and Signaling Entrance Facility) and a Signaling Transfer Point (STP) Port. The SNAL is provided as a dedicated 56 Kbps out-of-band signaling connection between the customer's SPOI and the STP Port on the STP.

The CCS/SS7 Network Connection Service is provisioned by a mated pair of STPs as described in Technical Reference TR-TSV 000905 in order to ensure network availability and reliability. The Telephone Company shall not be held liable for service outages if the customer employs technology related to the interconnection of signaling networks that do not adhere to generally accepted industry technical standards.

When CCS/SS7 Network Connection service is provisioned for use with SS7 Signaling, interconnection between signalling networks must occur at an STP.

Rates and charges for the CCS/SS7 Network Connection STP Ports are contained in 17.2.2 following. The rates for the Signaling Network Access Link are the Digital Data 56kbps Special Access rates as found in 17.3.7 following.

(S) (y)

(T) (x)

(T) (x)

y Original effective date February 17, 1999.

x Issued on not less than 12 days' notice under authority of Special Permission No. 99-19 of the Federal Communications Commission.

(TR70)

Issued: February 5, 1999

Effective: February 17, 1999

One Allied Drive
Little Rock, Arkansas 72203