

13-May-04

**Consolidated Communications of Texas Company**

Trans 3 June 16, 2004

COSA: 442109

Switched Access Demand

USOC	DESCRIPTION	1ST QRTR  2000	2ND QRTR  2000
14	<b>LOCAL SWITCHING:</b>		
15	PREMIUM MOU FG-A MEASURED & NONMEASURED	160,837	289,192
16	PREMIUM MOU FG-A ASSUMED	0	0
17	PREMIUM MOU FG-B, C & D	79,629,208	73,761,480
18	NON-PREMIUM MOU	0	0
19	TOTAL MOU	79,790,045	74,050,672
20			
21	<b>NONRECURRING:</b>		
22	<b>FEATURE GROUP A:</b>		
23	AOCCA I-S FGA AOC CHARGE	0	0
24	ISINA I-S FGA INSTALL CHARGE	0	0
25	I-S FGA TRANSLAT CHARGE	0	0
26	SDC SERVICE DATE CHANGE	0	0
27	DCC DESIGN CHANGE	0	0
28	EXISA I-S FGA EXPEDITE CHARGE	0	0
29			
30	<b>FEATURE GROUP B:</b>		
31	AOCCB I-S FGB AOC CHARGE	2	0
32	ISINB I-S FGB INSTALL CHARGE	49	0
33	TRNSB I-S FGB TRANSLAT CHARGE	2	1
34	SDC SERVICE DATE CHANGE	0	0
35	DCC DESIGN CHANGE	0	0
36	EXISB I-S FGB EXPEDITE CHARGE	0	0
37			
38	<b>FEATURE GROUP C:</b>		
39	I-S FGC AOC CHARGE	0	0
40	I-S FGC INSTALL CHARGE	0	0
41	TRNSC I-S FGC TRANSLAT CHARGE	0	0
42	SDC SERVICE DATE CHANGE	0	0
43	DCC DESIGN CHANGE	0	0
44	EXISC I-S FGC EXPEDITE CHARGE	0	0
45			
46	<b>FEATURE GROUP D:</b>		
47	AOCCD I-S FGD AOC CHARGE	10	5
48	ISIND I-S FGD INSTALL CHARGE	229	97
49	TRNSD I-S FGD TRANSLAT CHARGE	5	8
50	SS7D I-S FGD SS7 CONVERSION CHARGE	0	0
51	SDC SERVICE DATE CHANGE	0	0
52	DCC DESIGN CHANGE	0	0
53	EXISD I-S FGD EXPEDITE CHARGE	0	0

54				
55		<b>PRESUBSCRIPTION</b>	6	6
56				
57		<b>UNAUTHORIZED PIC CHANGE</b>	0	0
58				
59		<b>HI-CAPACITY:</b>		
60	MQ1SW	HI-CAP MUX--DS-1 TO VG SW	0	0
61				
62		<b>TRANSPORT:</b>		
63		<b>ENTRANCE FACILITIES:</b>		
64	EFDS1	ENTRANCE FAC DS1	233	220
65	EFVG2	ENTRANCE FAC VG 2 WIRE	0	0
66	EFVG4	ENTRANCE FAC VG 4 WIRE	0	0
67				
68		<b>DIRECT-TRUNKED TRNSPRT TERM:</b>		
69	CMDS1	SW DS1 CHAN MILE TERM	338	327
70	CMVG2	SW VG 2 W CHAN MILE TERM	0	0
71	CMVG4	SW VG 4 W CHAN MILE TERM	0	0
72				
73		<b>DIRECT-TRUNKED TRNSPRT FAC:</b>		
74	CFDS1	SW DS1 CHAN MILE FAC	4,435	4,450
75	CFVG2	SW VG 2 W CHAN MILE FAC	0	0
76	CFVG4	SW VG 4 W CHAN MILE FAC	0	0
77				
78		<b>TRANSPORT ONLY:</b>		
79		<b>TANDEM-SWITCHED FACILITY:</b>		
80		PREMIUM MOU-MILES	639,855,060	589,966,419
81				
82		<b>TANDEM-SWITCHED TERMINATION:</b>		
83		PREMIUM MOU	90,180,472	81,995,539
84				
85		<b>TANDEM-SWITCHING:</b>		
86		PREMIUM MOU	67,250,230	64,054,310
87				
88		<b>RIC-MOU:</b>		
89		TOTAL RIC MOU	89,373,098	75,635,576

90


91

94

95



3RD QRTR	4TH QRTR	ANNUAL	1ST QRTR	2ND QRTR	3RD QRTR	4TH QRTR
2000	2000	2000	2001	2001	2001	2001
453,966	250,190	1,154,185	13,229	946	196	227,804
0	0	0	0	0	0	0
90,705,050	82,514,980	326,610,718	87,244,740	83,811,823	81,256,586	75,706,139
0	0	0	0	0	0	0
91,159,016	82,765,170	327,764,903	87,257,969	83,812,769	81,256,782	75,933,943
0	0	0	0	0	0	0
0	0	0	0	0	0	0
0	0	0	0	0	0	0
0	0	0	0	0	0	0
0	0	0	0	0	0	0
0	0	0	0	0	0	0
0	0	2	0	0	0	0
0	0	49	0	0	0	0
2	0	5	0	0	0	0
0	0	0	0	0	0	0
0	0	0	0	0	0	0
0	0	0	0	0	0	0
0	0	0	0	0	0	0
0	0	0	0	0	0	0
0	0	0	0	0	0	0
0	0	0	0	0	0	0
0	0	0	0	0	0	0
0	0	0	0	0	0	0
17	3	35	3	7	1	4
805	96	1,227	48	280	24	48
5	13	31	3	1	2	2
0	0	0	0	0	0	0
0	0	0	0	0	0	0
0	0	0	0	0	0	0
0	0	0	0	0	0	0

6	0	18	0	0	0	0
0	0	0	0	0	0	0
0	0	0	0	0	0	0
214	215	882	233	276	241	199
0	0	0	0	0	0	0
0	0	0	0	0	0	0
381	324	1,370	327	409	375	357
0	0	0	0	0	0	0
0	0	0	0	0	0	0
3,884	3,957	16,726	3,951	4,818	4,360	4,113
0	0	0	0	0	0	0
0	0	0	0	0	0	0
740,493,334	667,935,834	2,638,250,647	707,304,582	626,624,722	323,018,818	323,425,592
103,126,076	92,701,592	368,003,679	97,601,622	87,661,004	65,985,966	65,998,427
101,120,460	71,489,492	303,914,492	75,721,254	72,590,670	69,833,757	65,906,161
84,063,380	83,131,206	332,203,260	87,276,294	83,814,585	78,598,213	76,090,923



ANNUAL	1ST QRTR	2ND QRTR	3RD QRTR	4TH QRTR	ANNUAL	1ST QRTR
2001	2002	2002	2002	2002	2002	2003
242,175	421,977	310,314	108	146	732,545	1,256
0	0	0	0	0	0	0
328,019,288	71,624,992	75,852,591	81,092,731	73,269,520	301,839,834	73,820,802
0	0	0	0	0	0	0
328,261,463	72,046,969	76,162,905	81,092,839	73,269,666	302,572,379	73,822,058
0	0	0	0	0	0	0
0	0	0	0	0	0	0
0	0	0	0	0	0	0
0	0	0	0	0	0	0
0	0	0	0	0	0	0
0	0	0	0	0	0	0
0	1	0	0	0	1	0
0	12	0	0	0	12	0
0	0	0	0	0	0	1
0	0	0	0	0	0	0
0	0	0	0	0	0	0
0	0	0	0	0	0	0
0	0	0	0	0	0	0
0	0	0	0	0	0	0
0	0	0	0	0	0	0
0	0	0	0	0	0	0
0	0	0	0	0	0	0
0	0	0	0	0	0	0
15	2	2	10	6	20	3
400	72	96	432	216	816	144
8	4	0	0	0	4	2
0	0	0	0	0	0	0
0	0	0	0	0	0	0
0	0	0	0	0	0	0
0	0	0	0	0	0	0

0	0	0	0	0	0	0
0	0	0	0	0	0	0
0	0	0	0	0	0	0
949	193	155	156	157	660	171
0	0	0	0	0	0	0
0	0	0	0	0	0	0
1,468	326	305	1,267	1,059	2,957	964
0	0	0	0	0	0	0
0	0	0	0	0	0	0
17,243	3,702	3,737	4,483	4,032	15,953	3,709
0	0	0	0	0	0	0
0	0	0	0	0	0	0
1,980,373,714	301,272,343	342,417,251	333,430,662	302,059,022	1,279,179,278	296,909,880
317,247,019	61,411,094	69,604,396	68,719,585	62,891,013	262,626,088	61,828,977
284,051,842	61,841,492	70,532,674	66,576,972	63,276,984	262,228,122	63,783,165
325,780,015	0	0	0	0	0	0



2ND QTRR	3RD QTRR	4TH QTRR	ANNUAL	1ST QTRR	2ND QTRR	3RD QTRR
2003	2003	2003	2003	2004	2004 FRCST	2004 FRCST
4,137	459	1,012	6,864	2,754	55,444	37,857
0	0	0	0	0	0	0
75,134,300	68,218,031	65,527,057	282,700,190	66,007,268	68,094,084	67,056,108
0	0	0	0	0	0	0
75,138,437	68,218,490	65,528,069	282,707,054	66,010,022	68,149,528	67,093,965
0	0	0	0	0	0	0
0	0	0	0	0	0	0
0	0	0	0	0	0	0
0	0	0	0	0	0	0
0	0	0	0	0	0	0
0	0	0	0	0	0	0
0	0	1	1	0	0	0
0	0	0	0	0	0	0
0	0	0	1	0	0	0
0	0	0	0	0	0	0
0	0	0	0	0	0	0
0	0	0	0	0	0	0
0	0	0	0	0	0	0
0	0	0	0	0	0	0
0	0	0	0	0	0	0
0	0	0	0	0	0	0
0	0	0	0	0	0	0
4	1	13	21	8	6	6
72	72	812	1,100	316	248	253
0	0	1	3	1	0	0
0	0	0	0	0	0	0
0	0	0	0	0	0	0
0	0	0	0	0	0	0
0	0	0	0	0	0	0

0	0	13	13	0	0	0
0	0	0	0	0	0	0
0	0	0	0	0	0	0
151	178	191	690	186	180	175
0	0	0	0	0	0	0
0	0	0	0	0	0	0
933	946	977	3,819	1,060	949	947
0	0	0	0	0	0	0
0	0	0	0	0	0	0
3,588	3,627	3,737	14,661	4,485	4,029	4,012
0	0	0	0	0	0	0
0	0	0	0	0	0	0
299,590,240	301,637,891	294,017,651	1,192,155,662	291,348,072	291,289,942	287,490,562
62,933,716	63,156,504	61,131,269	249,050,466	60,430,752	61,077,934	60,480,211
64,421,743	60,088,773	58,099,483	246,393,164	58,373,462	58,941,154	57,950,987
0	0	0	0	0	0	0





4TH QRTR	ANNUAL	1ST QRTR	2ND QRTR	7/04 - 6/05
2004 FRCST	2004 FRCST	2005 FRCST	2005 FRCST	TEST YEAR FORECAST
		\		
20,268	116,323	3,742	0	61,867
0	0	0	0	0
66,018,132	267,175,592	64,980,156	63,942,180	261,996,576
0	0	0	0	0
66,038,400	267,291,915	64,983,898	63,942,180	262,058,443
0	0	0	0	0
0	0	0	0	0
0	0	0	0	0
0	0	0	0	0
0	0	0	0	0
0	0	0	0	0
0	0	0	0	0
0	0	0	0	0
0	0	0	0	0
0	0	0	0	0
0	0	0	0	0
0	0	0	0	0
0	0	0	0	0
0	0	0	0	0
0	0	0	0	0
0	0	0	0	0
0	0	0	0	0
0	0	0	0	0
6	26	6	6	24
259	1,076	264	269	1,045
0	1	0	0	0
0	0	0	0	0
0	0	0	0	0
0	0	0	0	0
0	0	0	0	0

0	0	0	0	0
0	0	0	0	0
0	0	0	0	0
170	711	166	161	672
0	0	0	0	0
0	0	0	0	0
946	3,902	944	942	3,780
0	0	0	0	0
0	0	0	0	0
3,995	16,521	3,978	3,961	15,946
0	0	0	0	0
0	0	0	0	0
283,691,181	1,153,819,757	279,891,800	276,092,420	1,127,165,963
59,882,488	241,871,385	59,284,765	58,687,041	238,334,505
56,960,822	232,226,425	55,970,656	54,980,490	225,862,955
0	0	0	0	0

CONSOLIDATED COMMUNICATIONS OF  
TRAFFIC SENSITIVE RATE DEVELOPMENT  
SPECIAL ACCESS DEMAND - JULY 2004

SERVICE:		2000 Actual Annual AVG Monthly Demand	2001 Actual Annual AVG Monthly Demand	2002 Actual Annual AVG Monthly Demand
18	Voice Grade (incl. WATS):			
19	Circuits - WATS	8	8	8
20	Circuits - Voice Grade 2 Wire	45	40	22
21	Circuits - Voice Grade 4 Wire	225	197	149
22	CT - WATS	8	8	8
23	CT - Voice Grade 2 Wire	45	40	22
24	CT - Voice Grade 4 Wire	210	183	137
25	CMF Miles - WATS	6	6	6
26	CMF Miles - Voice Grade 2 Wire	336.9	302	159.3
27	CMF Miles - Voice Grade 4 Wire	2566.2	2227.1	1623.3
28	CMT - WATS	6	6	6
29	CMT - Voice Grade 2 Wire	30	26	12
30	CMT - Voice Grade 4 Wire	187	162	125
31	Optional Features & Functions	49	44	40
32	Non-recurring Orders - WATS	0	0	0
33	Non-recurring Orders - 2 WIRE	0	1	3
34	Non-recurring Orders - 4 WIRE	14	11	15
35	Non-recurring Installs - WATS	0	0	0
36	Non-recurring Installs - 2 WIRE	0	1	1
37	Non-recurring Installs - 4 WIRE	10	13	16
38	Program Audio:			
39	Recurring Circuits	2	2	2
40	Channel Terminations	2	2	2
41	Channel Mileage Facility Miles	0	0	0
42	Channel Mileage Terminations	0	0	0
43	Optional Features & Functions	0	0	0
44	Non-recurring Orders	0	0	0
45	Non-recurring Installs	0	0	0
46	Digital Data:			
47	Recurring Circuits	457	482	461
48	Channel Terminations	445	469	451
49	Channel Mileage Facility Miles	5101.9	5580.8	5449.2
50	Channel Mileage Terminations	400	428	418
51	Optional Features & Functions	0	0	0
52	Non-recurring Orders	151	109	118
53	Non-recurring Installs	149	109	83
54				
55				

CONSOLIDATED COMMUNICATIONS OF  
TRAFFIC SENSITIVE RATE DEVELOPMENT  
SPECIAL ACCESS DEMAND - JULY 2004

SERVICE:		2000 Actual Annual AVG Monthly Demand	2001 Actual Annual AVG Monthly Demand	2002 Actual annual AVG Monthly Demand
64	High Capacity:			
65	Recurring Circuits	711.3	904.3	1,086.6
66	Channel Terminations	815.3	1,050.5	1,308.4
67	Channel Mileage Facility Miles	4,490.5	6,066.0	7,357.6
68	Channel Mileage Terminations	396.4	548.0	686.1
69	Optional Features & Functions	18.5	17.6	16.2
70	Non-recurring Orders	289	443	327
71	Non-recurring Installs	325	502.5	391
72	Frame Relay			
73	Access Point Link	131	106	104
74	Access Point Link Nonrecurring	34	24	12
75	Network Link	28	20	20
76	Network Link Nonrecurring	6	0	0
77	NNI FRS Port	3	3	2
78	NNI FRS Port Nonrecurring	0	0	0
79	UNI FRS Port	163	164	163
80	UNI FRS Port Nonrecurring	44	0	0
81	Virtual Link	193	172	170
82	Virtual Link Nonrecurring	55	24	12
83	ADSL - END USER			
84	Recurring			
85	Basic Monthly	1	7	15
86	Enhanced Monthly	2	7	6
87	Basic Annual	211	1675	2929
88	Enhanced Annual	59	252	318
89	Nonrecurring			
90	Service Order Charge	0	179	156
91	Provisioning Charge - Monthly	0	1	1
92	Provisioning Charge - Annual	50	155	149
93				
94	ADSL Service Change Charge	0	0	0
95				
96				

CONSOLIDATED COMMUNICATIONS OF  
TRAFFIC SENSITIVE RATE DEVELOPMENTS  
SPECIAL ACCESS DEMAND - JULY 2004

SERVICE:		2000 Actual Annual AVG Monthly Demand	2001 Actual Annual AVG Monthly Demand	2002 Actual annual AVG Monthly Demand
105	ADSL - TSPSA			
106	Recurring - 1 Year Contract	0	0	0
107	44.7 mbps UNI Port	0	0	0
108	155.5 mbps UNI Port	0	0	0
109	1.53 mbps UNI Port	0	0	0

110	3 mbps IMA UNI Port	0	0	0
111	4.5 mbps IMA UNI Port	0	0	0
112	6 mbps IMA UNI Port	0	0	0
113	12 mbps IMA UNI Port	0	0	0
114	1.53 mbps NL	0	0	0
115	3 mbps NL	0	0	0
116	4.5 mbps NL	0	0	0
117	6 mbps NL	0	0	0
118	12 mbps NL	0	0	0
119	VCC	0	0	0
120	VPC	0	0	0
121	CBR	0	0	0
122	Recurring - 3 Year Contract			
123	44.7 mbps UNI Port	0	0	0
124	155.5 mbps UNI Port	0	0	0
125	1.53 mbps UNI Port	0	0	0
126	3 mbps IMA UNI Port	0	0	0
127	4.5 mbps IMA UNI Port	0	0	0
128	6 mbps IMA UNI Port	0	0	0
129	12 mbps IMA UNI Port	0	0	0
130	1.53 mbps NL	0	0	0
131	3 mbps NL	0	0	0
132	4.5 mbps NL	0	0	0
133	6 mbps NL	0	0	0
134	12 mbps NL	0	0	0
135	VCC	0	0	0
136	VPC	0	0	0
137	CBR	0	0	
138				
139				

CONSOLIDATED COMMUNICATIONS OF  
TRAFFIC SENSITIVE RATE DEVELOPMENT  
SPECIAL ACCESS DEMAND - JULY 2004

SERVICE:		2000 Actual Annual AVG Monthly Demand	2001 Actual Annual AVG Monthly Demand	2002 Actual annual AVG Monthly Demand
148	ADSL - TSPSA (cont)			
149	Nonrecurring - 1 Year Contract			
150	Service Order Charge	0	0	0
151	Provisioning Charge::			
152	44.7 mbps UNI Port	0	0	0
153	155.5 mbps UNI Port	0	0	0
154	1.53 mbps UNI Port	0	0	0
155	3 mbps IMA UNI Port	0	0	0
156	4.5 mbps IMA UNI Port	0	0	0
157	6 mbps IMA UNI Port	0	0	0
158	12 mbps IMA UNI Port	0	0	0
159	1.53 mbps NL	0	0	0

160	3 mbps NL	0	0	0
161	4.5 mbps NL	0	0	0
162	6 mbps NL	0	0	0
163	12 mbps NL	0	0	0
164	VCC/VPC Prov.Charge	0	0	0
165	Nonrecurring - 3 Year Contract			
166	Service Order Charge	0	0	0
167	Provisioning Charge::			
168	44.7 mbps UNI Port	0	0	0
169	155.5 mbps UNI Port	0	0	0
170	1.53 mbps UNI Port	0	0	0
171	3 mbps IMA UNI Port	0	0	0
172	4.5 mbps IMA UNI Port	0	0	0
173	6 mbps IMA UNI Port	0	0	0
174	12 mbps IMA UNI Port	0	0	0
175	1.53 mbps NL	0	0	0
176	3 mbps NL	0	0	0
177	4.5 mbps NL	0	0	0
178	6 mbps NL	0	0	0
179	12 mbps NL	0	0	0
180	VCC/VPC Prov.Charge	0	0	0
181	Other Special Access Revenue:			
182	NRC Orders - Service Data Change	19	96	96
183	NRC Orders - Design Change	0	0	0
184	Special Access Svc Surcharge	0	0	0
185				

TEXAS COMPANY  
 LOPMENT  
 ANNUAL FILING

2003 Actual Annual AVG Monthly Demand	Test Year Forecast Demand	Adjustment #1	Adjustment #2	Adjustment #3	Adjusted Test Year Forecast Demand
8	8	-	-	-	8
5	4	-	-	-	4
145	132	-	-	-	132
8	8	-	-	-	8
5	4	-	-	-	4
124	101	-	-	-	101
6	6	-	-	-	6
29.2	10.1	-	-	-	10.1
1566.9	1214	-	-	-	1214
6	0	-	-	-	0
2	1	-	-	-	1
118	86	-	-	-	86
36	6	-	-	-	6
0	0	-	-	-	0
0	0	-	-	-	0
20	0	-	-	-	0
0	0	-	-	-	0
0	0	-	-	-	0
19	0	-	-	-	0
1	1	-	-	-	1
1	1	-	-	-	1
0	0	-	-	-	0
0	0	-	-	-	0
0	0	-	-	-	0
0	0	-	-	-	0
0	0	-	-	-	0
421	327	-	-	-	327
419	340	-	-	-	340
5162.4	4213	-	-	-	4213
392	315	-	-	-	315
0	0	-	-	-	0
67	24	-	-	-	24
62	14	-	-	-	14

TEXAS COMPANY  
 LOPMENT  
 ANNUAL FILING

2003 Actual Annual AVG Monthly Demand	Test Year Forecast Demand	Adjustment #1	Adjustment #2	Adjustment #3	Adjusted Test Year Forecast Demand
1,208.8	1,355.0 -	-	-	-	1,355.0
1,500.1	1,726.0 -	-	-	-	1,726.0
8,132.8	9,343.2 -	-	-	-	9,343.2
779.8	916.0 -	-	-	-	916.0
19.0	18.0 -	-	-	-	18.0
343	204 -	-	-	-	204
350	228 -	-	-	-	228
103	105 -	-	-	-	105
6	0 -	-	-	-	0
18	16 -	-	-	-	16
0	0 -	-	-	-	0
2	1 -	-	-	-	1
0	0 -	-	-	-	0
160	165 -	-	-	-	165
0	0 -	-	-	-	0
162	164 -	-	-	-	164
0	4 -	-	-	-	4
16	13 -	-	-	-	13
6	5 -	-	-	-	5
4636	10260 -	-	-	-	10260
405	498 -	-	-	-	498
310	167 -	-	-	-	167
2	1 -	-	-	-	1
117	0 -	-	-	-	0
0	0 -	-	-	-	0

TEXAS COMPANY  
LOPMENT  
ANNUAL FILING

2003 Actual Annual AVG Monthly Demand	Test Year Forecast Demand	Adjustment #1	Adjustment #2	Adjustment #3	Adjusted Test Year Forecast Demand
0	0 -	-	-	-	0
0	0 -	-	-	-	0
0	0 -	-	-	-	0
0	0 -	-	-	-	0



TEXAS COMPANY  
LOPMENT  
ANNUAL FILING

[illegible]

0	0 -	-	-	0
0	0 -	-	-	0
0	0 -	-	-	0
0	0 -	-	-	0
0	0 -	-	-	0
0	0 -	-	-	0
0	0 -	-	-	0
0	0 -	-	-	0
0	0 -	-	-	0
0	0 -	-	-	0
0	0 -	-	-	0
0	0 -	-	-	0
0	0 -	-	-	0
0	0 -	-	-	0
0	0 -	-	-	0
0	0 -	-	-	0
0	0 -	-	-	0
0	0 -	-	-	0
0	0 -	-	-	0
0	0 -	-	-	0
25	0 -	-	-	0
0	0 -	-	-	0
0	0 -	-	-	0

X

06-Jun-04

Consolidated Communications of Fort Bend Company

Trans 3 June 16, 2004

COSA 2072AN02

USOC	DESCRIPTION	1ST QTR	2ND QTR
		2001	2001
14	<b>LOCAL SWITCHING:</b>		
15	<b>INTERSTATE:</b>		
16	PREMIUM MOU FG-A MEASURED & NONMEASURED	30,704	24,978
17	PREMIUM MOU FG-A ASSUMED	0	0
18	PREMIUM MOU FG-B, C & D	24,193,130	23,464,550
19	NON-PREMIUM MOU	0	0
20	TOTAL MOU	24,223,834	23,489,528
21			
22			
23			
24	<b>INTRASTATE:</b>		
25	<b>LOCAL SWITCHING:</b>		
26	PREMIUM MOU FG-A MEASURED & NONMEASURED	0	0
27	PREMIUM MOU FG-A ASSUMED	0	0
28	PREMIUM MOU FG-B, C & D	22,623,221	15,113,494
29	NON-PREMIUM MOU	0	0
30	TOTAL MOU	22,623,221	15,113,494
31			
32			
33			
34			
35	<b>NONRECURRING:</b>		
36	<b>FEATURE GROUP A:</b>		
37	AOCCA I-S FGA AOC CHARGE	0	0
38	ISINA I-S FGA INSTALL CHARGE	0	0
39	I-S FGA TRANSLAT CHARGE	0	0
40	SDC SERVICE DATE CHANGE	0	0
41	DCC DESIGN CHANGE	0	0
42	EXISA I-S FGA EXPEDITE CHARGE	0	0
43			
44	<b>FEATURE GROUP B:</b>		
45	AOCCB I-S FGB AOC CHARGE	0	0
46	ISINB I-S FGB INSTALL CHARGE	0	0
47	TRNSB I-S FGB TRANSLAT CHARGE	0	0
48	SDC SERVICE DATE CHANGE	0	0
49	DCC DESIGN CHANGE	0	0
50	EXISB I-S FGB EXPEDITE CHARGE	0	0
51			
52	<b>FEATURE GROUP C:</b>		
53	I-S FGC AOC CHARGE	0	0
54	I-S FGC INSTALL CHARGE	0	0

55	TRNSC	I-S FGC TRANSLAT CHARGE	0	0
56	SDC	SERVICE DATE CHANGE	0	0
57	DCC	DESIGN CHANGE	0	0
58	EXISC	I-S FGC EXPEDITE CHARGE	0	0
59				
60		<b>FEATURE GROUP D:</b>		
61	AOCCD	I-S FGD AOC CHARGE	0	0
62	ISIND	I-S FGD INSTALL CHARGE	0	0
63	TRNSD	I-S FGD TRANSLAT CHARGE	0	0
64	SS7D	I-S FGD SS7 CONVERSION CHARGE	0	0
65	SDC	SERVICE DATE CHANGE	0	0
66	DCC	DESIGN CHANGE	0	0
67	EXISD	I-S FGD EXPEDITE CHARGE	0	0
68				
69		<b>PRESUBSCRIPTION</b>	0	0
70				
71		<b>UNAUTHORIZED PIC CHANGE</b>	0	0
72				
73		<b>HI-CAPACITY:</b>		
74		HI-CAP MUX--DS3 TO DS1	0	0
75		HI-CAP MUX--DS-1 TO VG SW	0	0
76				
77		<b>TRANSPORT:</b>		
78		<b>ENTRANCE FACILITIES:</b>		
79		ENTRANCE FAC DS3	3	3
80		ENTRANCE FAC DS1	8	17
81		ENTRANCE FAC VG	0	0
82		0	0	0
83				
84		<b>DIRECT-TRUNKED TRNSPRT TERM:</b>		
85		SW DS3 Direct-Trunk Transport Term	5	5
86		SW DS1 Direct-Trunk Transport Term	10	10
87		SW VG Direct-Trunk Transport Term	0	0
88		0	0	0
89				
90		<b>DIRECT-TRUNKED TRNSPRT FAC:</b>		
91		SW DS3 Direct-Trunk Transport Fac	14	14
92		SW DS1 Direct-Trunk Transport Fac	14	14
93		SW VG Direct-Trunk Transport Fac	0	0
94		0	0	0
95				
96		<b>TRANSPORT ONLY:</b>		
97		<b>TANDEM-SWITCHED FACILITY:</b>		
98		PREMIUM MOU-MILES	104,330,519	116,491,888
99				
100		<b>TANDEM-SWITCHED TERMINATION:</b>		
101		PREMIUM MOU	37,766,053	37,872,493
102				
103		<b>TANDEM-SWITCHING:</b>		
104		PREMIUM MOU	0	0

105				
106		<b>RIC MOU:</b>		
107		TOTAL RIC MOU	24,251,881	23,491,107
108				
109				



0	0	0	0	0	0	0
0	0	0	0	0	0	0
0	0	0	0	0	0	0
0	0	0	0	0	0	0
1	0	1	0	0	0	0
0	1	1	0	0	0	0
0	0	0	0	0	0	0
0	0	0	0	0	0	0
0	0	0	0	0	0	0
0	0	0	0	0	0	0
0	0	0	0	0	0	0
0	0	0	0	0	0	0
0	0	0	0	0	0	0
0	0	0	0	0	0	0
0	0	0	0	0	0	0
2	2	10	2	2	2	2
17	15	57	14	14	14	14
0	0	0	0	0	0	0
0	0	0	0	0	0	0
5	5	18	5	5	5	5
10	10	38	10	10	10	10
0	0	0	0	0	0	0
0	0	0	0	0	0	0
14	14	57	14	14	14	14
14	14	57	14	14	14	14
0	0	0	0	0	0	0
0	0	0	0	0	0	0
126,187,733	128,980,098	475,990,238	126,328,038	126,850,735	118,603,271	118,187,677
39,828,767	41,104,963	156,572,276	40,155,508	40,823,581	38,018,217	39,025,218
0	0	0	0	0	0	0

25,912,032	25,515,140	99,170,160	0	0	0	0
------------	------------	------------	---	---	---	---





0	0	0	0	0	0	0
0	0	0	0	0	0	0
0	0	0	0	0	0	0
0	0	0	0	0	0	0
0	0	0	0	3	3	1
0	0	0	0	0	0	2
0	0	0	0	0	0	0
0	0	0	0	0	0	0
0	0	0	0	0	0	0
0	0	0	0	0	0	0
0	0	0	0	0	0	0
0	0	0	0	0	0	0
0	0	0	0	0	0	0
0	0	0	0	0	0	0
0	0	0	0	0	0	0
0	0	0	0	0	0	0
8	2	2	2	2	8	3
56	11	12	15	30	67	42
0	0	0	0	0	0	0
0	0	0	0	0	0	0
18	5	5	5	5	18	5
38	10	10	10	10	38	10
0	0	0	0	0	0	0
0	0	0	0	0	0	0
57	14	14	14	14	57	14
57	14	14	14	14	57	14
0	0	0	0	0	0	0
0	0	0	0	0	0	0
489,969,721	111,191,184	121,940,189	144,218,862	123,218,104	500,568,339	121,526,873
158,022,524	37,197,308	40,307,744	45,188,898	37,657,462	160,351,412	37,464,642
0	0	0	0	0	0	0

0	0	0	0	0	0	0
---	---	---	---	---	---	---



0	0	0	0	0	0	0
0	0	0	0	0	0	0
0	0	0	0	0	0	0
0	0	0	0	0	0	0
0	0	0	1	0	0	0
0	0	0	2	0	0	0
0	0	0	0	0	0	0
0	0	0	0	0	0	0
0	0	0	0	0	0	0
0	0	0	0	0	0	0
0	0	0	0	0	0	0
0	0	0	0	0	0	0
0	0	0	0	0	0	0
0	0	0	0	0	0	0
0	0	0	0	0	0	0
0	0	0	0	0	0	0
2	1	1	8	1	1	5
20	16	17	94	17	17	67
0	0	0	0	0	0	0
0	0	0	0	0	0	0
5	5	5	18	5	5	18
10	10	10	38	10	10	38
0	0	0	0	0	0	0
0	0	0	0	0	0	0
14	14	14	57	14	14	57
14	14	14	57	14	14	57
0	0	0	0	0	0	0
0	0	0	0	0	0	0
111,161,470	113,683,554	114,851,817	461,223,714	116,020,083	117,188,346	461,743,800
37,073,670	37,399,905	37,506,564	149,444,781	37,613,223	37,719,885	150,239,577
0	0	0	0	0	0	0

0	0	0	0	0	0	0
---	---	---	---	---	---	---

**CONSOLIDATED COMMUNICATIONS OF F**  
**TRAFFIC SENSITIVE RATE DEVI**  
**SPECIAL ACCESS DEMAND - JULY 200**

<b>SERVICE:</b>		<b>2001 Actual Annual AVG Monthly Demand</b>	<b>2002 Actual Annual AVG Monthly Demand</b>
18	Voice Grade (incl. WATS):		
19	Circuits - WATS	0	0
20	Circuits - Voice Grade 2 Wire	0	0
21	Circuits - Voice Grade 4 Wire	19	22
22	CT - WATS	0	0
23	CT - Voice Grade 2 Wire	0	0
24	CT - Voice Grade 4 Wire	29	22
25	CMF Miles - WATS	0	0
26	CMF Miles - Voice Grade 2 Wire	0	0
27	CMF Miles - Voice Grade 4 Wire	99	112
28	CMT - WATS	0	0
29	CMT - Voice Grade 2 Wire	0	0
30	CMT - Voice Grade 4 Wire	13	16
31	Optional Features & Functions	3	2
32	Non-recurring Orders - WATS	0	0
33	Non-recurring Orders - 2 WIRE	0	0
34	Non-recurring Orders - 4 WIRE	0	1
35	Non-recurring Installs - WATS	0	0
36	Non-recurring Installs - 2 WIRE	0	0
37	Non-recurring Installs - 4 WIRE	0	0
38	Program Audio:		
39	Recurring Circuits	0	0
40	Channel Terminations	0	0
41	Channel Mileage Facility Miles	0	0
42	Channel Mileage Terminations	0	0
43	Optional Features & Functions	0	0
44	Non-recurring Orders	0	0
45	Non-recurring Installs	0	0
46	Digital Data:		
47	Recurring Circuits	62	104
48	Channel Terminations	143	134
49	Channel Mileage Facility Miles	781	641
50	Channel Mileage Terminations	38	46
51	Optional Features & Functions	0	0
52	Non-recurring Orders	3	2
53	Non-recurring Installs	4	2
54			
55			

**CONSOLIDATED COMMUNICATIONS OF F**  
**TRAFFIC SENSITIVE RATE DEVI**  
**SPECIAL ACCESS DEMAND - JULY 200**

SERVICE:		2001 Actual Annual AVG Monthly Demand	2002 Actual Annual AVG Monthly Demand
64	High Capacity:		
65	Recurring Circuits	54	138
66	Channel Terminations	204	306
67	Channel Mileage Facility Miles	799	1,051
68	Channel Mileage Terminations	157	214
69	Optional Features & Functions	0	0
70	Non-recurring Orders	8	10
71	Non-recurring Installs	9	10
72	Broadband:		
73	Recurring Circuits	1	1
74	Channel Terminations	1	1
75	Channel Mileage Facility Miles	31	44
76	Channel Mileage Terminations	5	5
77	Optional Features & Functions	0	0
78	Non-recurring Orders	0	0
79	Non-recurring Installs	0	0
80	Frame Relay		
81	Access Point Link	0	0
82	Access Point Link Nonrecurring	0	0
83	Network Link	0	0
84	Network Link Nonrecurring	0	0
85	NNI FRS Port	0	0
86	NNI FRS Port Nonrecurring	0	0
87	UNI FRS Port	0	0
88	UNI FRS Port Nonrecurring	0	0
89	Virtual Link	0	0
90	Virtual Link Nonrecurring	0	0
91	ADSL - END USER		
92	Recurring		
93	Basic Monthly	3	1
94	Enhanced Monthly	0	0
95	Basic 1 Year Term	963	1,453
97	Enhanced 1 Year Term	0	0
98			
99	Nonrecurring		
100	Service Order Charge	0	0
101	Provisioning Charge - Option 1	31	43
102	Provisioning Charge - Option 2	0	0
103			
104	ADSL Service Change Charge	0	0
105			
106			

CONSOLIDATED COMMUNICATIONS OF F  
TRAFFIC SENSITIVE RATE DEVI  
SPECIAL ACCESS DEMAND - JULY 200



SERVICE:		2001 Actual Annual AVG Monthly Demand	2002 Actual Annual AVG Monthly Demand
115	ADSL - TSPSA		
116	Recurring - 1 Year Contract		
117	44.7 mbps UNI Port	0	0
118	155.5 mbps UNI Port	0	0
119	1.53 mbps UNI Port	0	0
120	3 mbps IMA UNI Port	0	0
121	4.5 mbps IMA UNI Port	0	0
122	6 mbps IMA UNI Port	0	0
123	12 mbps IMA UNI Port	0	0
124	1.53 mbps NL	0	0
125	3 mbps NL	0	0
126	4.5 mbps NL	0	0
127	6 mbps NL	0	0
128	12 mbps NL	0	0
129	VCC	0	0
130	VPC	0	0
131	CBR	0	0
132	Recurring - 3 Year Contract		
133	44.7 mbps UNI Port	0	0
134	155.5 mbps UNI Port	0	0
135	1.53 mbps UNI Port	0	0
136	3 mbps IMA UNI Port	0	0
137	4.5 mbps IMA UNI Port	0	0
138	6 mbps IMA UNI Port	0	0
139	12 mbps IMA UNI Port	0	0
140	1.53 mbps NL	0	0
141	3 mbps NL	0	0
142	4.5 mbps NL	0	0
143	6 mbps NL	0	0
144	12 mbps NL	0	0
145	VCC	0	0
146	VPC	0	0
147	CBR	0	0
148			
149			

**CONSOLIDATED COMMUNICATIONS OF F**  
**TRAFFIC SENSITIVE RATE DEVI**  
**SPECIAL ACCESS DEMAND - JULY 200**

SERVICE:		2001 Actual Annual AVG Monthly Demand	2002 Actual Annual AVG Monthly Demand
158	ADSL - TSPSA (cont)		
159	Nonrecurring - 1 Year Contract		
160	Service Order Charge	0	0

161	Provisioning Charge::		
162	44.7 mbps UNI Port	0	0
163	155.5 mbps UNI Port	0	0
164	1.53 mbps UNI Port	0	0
165	3 mbps IMA UNI Port	0	0
166	4.5 mbps IMA UNI Port	0	0
167	6 mbps IMA UNI Port	0	0
168	12 mbps IMA UNI Port	0	0
169	1.53 mbps NL	0	0
170	3 mbps NL	0	0
171	4.5 mbps NL	0	0
172	6 mbps NL	0	0
173	12 mbps NL	0	0
174	VCC/VPC Prov.Charge	0	0
175	Nonrecurring - 3 Year Contract		
176	Service Order Charge	0	0
177	Provisioning Charge::		
178	44.7 mbps UNI Port	0	0
179	155.5 mbps UNI Port	0	0
180	1.53 mbps UNI Port	0	0
181	3 mbps IMA UNI Port	0	0
182	4.5 mbps IMA UNI Port	0	0
183	6 mbps IMA UNI Port	0	0
184	12 mbps IMA UNI Port	0	0
185	1.53 mbps NL	0	0
186	3 mbps NL	0	0
187	4.5 mbps NL	0	0
188	6 mbps NL	0	0
189	12 mbps NL	0	0
190	VCC/VPC Prov.Charge	0	0
191	Other Special Access Revenue:		
192	NRC Orders - Service Data Change	0	0
193	NRC Orders - Design Change	0	1
194	Special Access Svc Surcharge	0	0
195			

ORT BEND COMPANY  
ELOPMENT  
14 ANNUAL FILING

2003 Actual Annual AVG Monthly Demand	Test Year Forecast Demand	Adjustment #1	Adjustment #2	Adjustment #3	Adjusted Test Year Forecast Demand
0	0				0
0	0				0
23	28				28
0	0				0
0	0				0
21	18				18
0	0				0
0	0				0
116	168				168
0	0				0
0	0				0
17	29				29
2	2				2
0	0				0
0	0				0
1	1				1
0	0				0
0	0				0
0	0				0
0	0				0
0	0				0
0	0				0
0	0				0
109	111				111
113	108				108
470	372				372
58	113				113
0	0				0
1	1				1
1	1				1

ORT BEND COMPANY  
ELOPMENT  
14 ANNUAL FILING

2003 Actual Annual AVG Monthly Demand	Test Year Forecast Demand	Adjustment #1	Adjustment #2	Adjustment #3	Adjusted Test Year Forecast Demand
279	390				390
252	305				305
952	1,070				1,070
208	240				240
0	0				0
7	9				9
6	8				8
1	1				1
3	7				7
44	44				44
5	2				2
0	5				5
0	0				0
0	0				0
0	0				0
0	0				0
0	0				0
0	0				0
0	0				0
0	0				0
0	0				0
0	0				0
0	0				0
0	0				0
0	0				0
1,834	3,083				3,083
0	0				0
0	0				0
59	109				109
0	0				0
0	0				0

**ORT BEND COMPANY  
ELOPMENT  
14 ANNUAL FILING**



[illegible]