

ACCESS SERVICE

6. Switched Access Service6.1 General

Switched Access Service, which is available to customers for their use in furnishing their services to end users, provides a two-point electrical communications path between a customer's premises and an end user's premises. It provides for the use of common terminating, switching and trunking facilities and common subscriber plant of the Telephone Company. Switched Access Service provides for the ability to originate calls from an end user's premises to a customer's premises, and to terminate calls from a customer's premises to an end user's premises in the LATA where it is provided. Specific references to material describing the elements of Switched Access Service are provided in 6.1.1 and 6.1.3 following.

Rates and charges for Switched Access Service depend generally on its use by the customer, i.e., for MTS or WATS services, MTS-WATS equivalent services, or other services (e.g., foreign exchange service). (C)
Rates and charges for Switched Access Service are set forth in 6.8 following. The description of rates for Switched Access Service is (C)
described in 6.7 following. Rates and charges for services other than Switched Access Service, e.g., a customer's interLATA toll message service, may also be applicable when Switched Access Service is used in conjunction with these other services. Descriptions of such applicability are provided in 6.2.1(A)(7), 6.2.1(B)(4), 6.2.2(A)(5), 6.2.2(B)(4), 6.2.4(A)(4), 6.7.10 and 6.7.12 following. (C)
Finally, a credit is applied against line side Switched Access Service charges as described in 6.7.11 following.

(This page filed under Transmittal No. 684)

Issued: August 1, 1995

Effective: September 15, 1995

Senior Vice President
201 East Fourth Street
Cincinnati, Ohio 45202

ACCESS SERVICE

6. Switched Access Service (Cont'd)6.1 General (Cont'd)6.1.1 Switched Access Service Arrangements and Manner of Provision

Switched Access Services are differentiated by their technical characteristics, e.g., line side vs. trunk side connection at the Telephone Company entry switch, and the manner in which an end user accesses them in originating calling, e.g., with or without an access code. Following is a brief description of each type of service arrangement.

(A) Feature Group A (FGA)

FGA Access, which is available to all customers, provides line side access to Telephone Company end office switches with an associated seven digit local telephone number for the customer's use in originating and terminating communications to an Interexchange Carrier's interstate service or a customer-provided interstate communications capability. The customer must specify the Interexchange Carrier to which the FGA service is connected or, in the alternative, specify the means by which the FGA access communications is transported to another state. A more detailed description of FGA Access is provided in 6.2.1 following.

(B) Feature Group B (FGB)

FGB Access, which is available to all customers, provides trunk side access to Telephone Company end office switches with an associated uniform 950-XXXX access code for the customer's use in originating and terminating communications to an Interexchange Carrier's interstate service or a customer-provided interstate communications capability. The customer must specify the Interexchange Carrier to which the FGB service is connected or, in the alternative, specify the means by which the FGB access communications is transported to another state. A more detailed description of FGB Access is provided in 6.2.2 following.

(C)

(This page filed under Transmittal No. 684)

Issued: August 1, 1995

Effective: September 15, 1995

Senior Vice President
201 East Fourth Street
Cincinnati, Ohio 45202

ACCESS SERVICE

6. Switched Access Service (Cont'd)

6.1 General (Cont'd)

6.1.1 Switched Access Service Arrangements and Manner of Provision
(Cont'd)

(C)

(D)

(D)

(This page filed under Transmittal No. 684)

Issued: August 1, 1995

Effective: September 15, 1995

Senior Vice President
201 East Fourth Street
Cincinnati, Ohio 45202

ACCESS SERVICE

6. Switched Access Service (Cont'd)6.1 General (Cont'd)6.1.1 Switched Access Service Arrangements and Manner of Provision (Cont'd)(D) Feature Group D (FGD)

FGD Access, which is available to all customers, provides trunk side access to Telephone Company end office switches with an associated uniform 10XXX or 10XXXX access code for the customer's use in originating and terminating communications. A more detailed description of FGD Access is provided in 6.2.4 following.

(E) 800 Access Service

800 Access Service, which is available to all customers, is an originating offering utilizing FGD Switched Access Service. The service provides a customer identification function based on the dialed 800 Series number. The 800 Series includes 800, 888, 877, 866, 855, 844, 833, 822. This customer identification function could include additional call handling and destination features, such as; alternate carrier(s) and/or alternate destination(s), time-of-day, day-of-week, specific dates, originating NPA-NXX-XXXX, percent allocation, routing to a single carrier and destination from an area of service which is smaller than an area defined by an NPA-NXX. (C)

When a 1 + 800 Series + NXX + XXXX call is originated by an end user, the Telephone Company will perform the customer identification function based on the dialed 1 + 800 Series + NXX + XXXX (ten digit screening) to determine the customer location to which the call is to be routed. Where 800 Series prefixes are not part of ten digit screening, the customer identification function will be performed based on the 800 Series + NXX digits only (e.g., Canada). If an 800 Series call originates from an end office not equipped to provide the SSP Data Base Query function, the call will be routed to an office at which the function is available. The SSP Data Base Query function will be available at the tandem and select end offices. Once customer identification has been established, the call will be routed to the customer. (C)

(This page filed under Transmittal No. 690)

Issued: January 17, 1996

Effective: March 1, 1996

Senior Vice President
201 East Fourth Street
Cincinnati, Ohio 45202

ACCESS SERVICE

6. Switched Access Service (Cont'd)

6.1 General (Cont'd)

6.1.1 Switched Access Service Arrangements and Manner of Provision
(Cont'd)

(E) 800 Access Service (Cont'd)

(D)

(D)

(This page filed under Transmittal No. 622)

Issued: March 5, 1993

Effective: May 1, 1993

Senior Vice President
201 East Fourth Street
Cincinnati, Ohio 45202

ACCESS SERVICE

6. Switched Access Service (Cont'd)6.1 General (Cont'd)6.1.1 Switched Access Service Arrangements and Manner of Provision
(Cont'd)(E) 800 Access Service (Cont'd)

Additionally, 800 Access Service usage measurements (C)
shall be in accordance with the regulations set forth in (C)
6.7.8 following for Feature Group D and 6.7.17 for Data
Base Queries.

(D)
|
|
|
|
(D)

Unless prohibited by technical limitations (e.g.,
different dialing plans), the customer's 800 Access
Service traffic may, at the option of the customer, be
combined in the same trunk group arrangement with the
customer's non-800 Access Service traffic. When re-
quired by technical limitations, or at the request of
the customer, a separate trunk group will be established
for 800 Access Service.

When 800 Access Service traffic is combined in the same
trunk group arrangement with other traffic, usage for
the 800 Access Service traffic may be aggregated with or
shown separately from the other traffic for billing pur-
poses. When separate trunk groups are provided for 800
Access Service, usage will be billed separately.

(This page filed under Transmittal No. 622)

Issued: March 5, 1993

Effective: May 1, 1993

Senior Vice President
201 East Fourth Street
Cincinnati, Ohio 45202

ACCESS SERVICE

6. Switched Access Service (Cont'd)6.1 General (Cont'd)6.1.1 Switched Access Service Arrangements and Manner of Provision
(Cont'd)(F) 900 Access Service

Originating 900 Access Service is an offering utilizing trunk side Switched Access Service. The service provides a customer identification function based on the dialed 900 number.

When a 1+900+NXX+XXXX or 0+900+NXX+XXXX call is originated by an end user, the Telephone Company will perform the customer identification function based on the 900 + NXX digits dialed to determine the customer location to which the call is to be routed.

900 Access Service may be provisioned with 1+900+NXX-XXXX dialing capability or expanded to include 0+900+NXX-XXXX dialing capability. The expanded 900 option is not offered without 1+900 Access Service within a LATA.

Calls originating to 900 Access Service NXX Codes which the customer has not ordered opened in the LATA will be blocked. Only customers who order 0+900 dialing capability will be able to receive 0+900 calls to NXX codes assigned to them. In addition, calls originating in a LATA for which 900 Access Service has been

established will be blocked utilizing the blocking specifications as follows:

- If 1+900 dialing capability is ordered, calls from coin telephone, Inmate Service, Hotel/Motel Service, 0+ (unless 0+ dialing capability is ordered), 0- and 10XXXX or 10XXXXX will be blocked.
- If 0+900 dialing capability is ordered, calls from coin telephone, Inmate Service, and calls made using 0- will be blocked.

(C)

900 Access Service will be provisioned in accordance with the technical characteristics available with Feature Group D., i.e., technical specifications, Telephone Company switching system and customer premises interfaces, design blocking criteria and address signaling, etc.

(This page filed under Transmittal No. 684)

Issued: August 1, 1995

Effective: September 15, 1995

Senior Vice President
201 East Fourth Street
Cincinnati, Ohio 45202

ACCESS SERVICE

6. Switched Access Service (Cont'd)

6.1 General (Cont'd)

6.1.1 Switched Access Service Arrangements and Manner of Provision
(Cont'd)

(F) 900 Access Service (Cont'd)

Usage measurements on 900 Access Service shall be in accordance with the regulations set forth in 6.7.8 following for Feature Group D.

Unless prohibited by technical limitations, e.g., different dialing plans, the customer's 900 Access Service traffic may, at the option of the customer, be combined in the same trunk group arrangement with the customer's other Access Service traffic (non-900). When required by technical limitations or at the request of the customer, a separate trunk group will be established for 900 Access Service.

When 900 Access Service traffic is combined in the same trunk group arrangement with other traffic, usage for the 900 Access Service traffic may be aggregated with or shown separately from the other traffic for billing purposes. When separate trunk groups are provided for 900 Access Service, usage will be billed separately.

The Telephone Company may, at its option, implement network management controls, e.g., call gapping and code blocking, to protect the network from traffic surges due to peaked 900 Access Service. Customer notification of its peaked service is required in accordance with paragraph 6.6.1(E).

The nonrecurring charges for 900 Access Service are described in 6.7.1(C)(3)

(T)

ACCESS SERVICE

6. Switched Access Service (Cont'd)6.1 General (Cont'd)6.1.1 Switched Access Service Arrangements and Manner of Provision
(Cont'd)(G) 500 Access Service

Originating 500 Access Service is an offering utilizing trunk site Switched Access Service. The service provides a customer identification function based on the dialed 500 number.

When a 1+500+NX+XXX or 0+500+NX+XXXX call is originated by an end user, the Telephone Company will perform the customer identification function based on the 500 + NX digits dialed to determine the customer location to which the call is to be routes.

500 Access Service may be provisioned with 1+500+NX-XXXX dialing capability and 0+500+NX-XXXX dialing capability. However, 0+500 is not offered without 1+500 Access Service within a LATA.

Calls originating to 500 Access Service NX Codes which the customer has not ordered opened in the LATE will be blocked. Only customers who order 0+500 dialing capability will be able to receive 0+500 calls to NX codes assigned to them. In addition, calls originating in a LATA for which 500 Access Service has been establishes will be blocked utilizing the blocking specifications as follows:

- If 1+500 dialing capability is ordered, calls from Inmate Service, Hotel/Motel Service, O+ (unless O+ dialing capability is ordered), O-, 10XXX and 10XXXX will be blocked. (C)
- If O + 500 dialing capability is ordered and calls made using O- will be blocked.

500 Access Service will be provisioner in accordance with the technical characteristics available with Feature Group D., i.e., technical specifications, Telephone Company switching system and customer premises interfaced, design blocking criteria and actress signaling, etc.

ACCESS SERVICE

6. Switched Access Service (Cont'd)6.1 General (Cont'd)6.1.1 Switched Access Service Arrangements and Manner of Provision
(Cont'd)(G) 500 Access Service (Cont'd)

(N)

Usage measurements on 500 Access Service shall be in accordance with the regulations set forth in 6.7.8 following for Feature Group D.

Unless prohibited by technical limitations, e.g., different dialing plans, the customer's 500 Access Service traffic may, at the option of the customer, be combined in the same trunk group arrangement with the customer's other Access Service traffic (non-500). When required by technical limitations or at the request of the customer, a separate trunk group will be established for 500 Access Service.

When 500 Access Service traffic is combined in the same trunk group arrangement with other traffic, usage for the 500 Access Service traffic may be aggregated with or shown separately from the other traffic for billing purposes. When separate trunk groups are provided for 500 Access Service, usage will be billed separately.

The Telephone Company may, at its option, implement network management controls, e.g., call gaping and code blocking, to protect the network from traffic surges due to peaked 500 Access Service. Customer notification of its peaked service is required in accordance with paragraph 6.6.1(E).

The nonrecurring charges for 500 Access Service are described in 6.7.1(C)(4)

(N)

(This page filed under transmittal No. 673)

Issued: December 6, 1994

Effective: January 19, 1995

Senior Vice President
201 East Fourth Street
Cincinnati, Ohio 45202

ACCESS SERVICE

6. Switched Access Service (Cont'd)

6.1 General (Cont'd)

6.1.1 Switched Access Service Arrangements and Manner of Provision
(Cont'd)

(H) Manner of Provision

Switched Access is furnished in either quantities of lines or trunks. FGA Access is furnished on a per-line basis. FGB Access and FGD Access are furnished on a trunk per basis. (C)

Trunks are differentiated by type and directionality of traffic carried over a Switched Access Service arrangement. Differentiation of traffic is necessary for the Telephone Company to properly design Switched Access Service to meet the traffic carrying capacity requirement of the customer.

There are four major traffic types. These are: Originating, Terminating, 64 Clear Channel Capability (64CCC) and Directory Assistance. Originating traffic type represents access capacity within a LATA for carrying traffic from the end user to the customer. Terminating traffic type represents access capacity within a LATA for carrying traffic from the customer to the end user; 64CCC traffic type represents access capacity in a LATA for carrying digital traffic at speeds up to 64Kbps between the customer and the end user; and, Directory Assistance traffic type represents access capacity within a LATA for carrying Directory Assistance traffic from the customer to a Directory Assistance location. Directory Assistance traffic type is used for ordering Directory Assistance Access Service as set forth in 9. following.

(This page filed under Transmittal No. 684)

Issued: August 1, 1995

Effective: September 15, 1995

Senior Vice President
201 East Fourth Street
Cincinnati, Ohio 45202

ACCESS SERVICE

6. Switched Access Service (Cont'd)6.1 General (Cont'd)6.1.1 Switched Access Service Arrangements and Manner of Provision
(Cont'd)(H) Manner of Provision (Cont'd)

If customers wish to further segregate their originating FGD, 500, 800 or 900 Access Service traffic into separate trunk groups, the originating traffic type must be specified. Originating traffic type is categorized into Domestic, 500, 800, 900, Operator and IDDD. Domestic traffic type represents access capacity for carrying only domestic traffic other than 500, 800, 900 and Operator traffic; IDDD traffic type represents access capacity for carrying only international traffic; and, 500, 800, 900 and operator traffic type represents access capacity for carrying, respectively, only 500, 800, 900 or Operator traffic.

(C)

6.1.2 WATS Access Line Service

WATS Access Line Service is a type of Special Access Service that is provided for use with Feature Group A, B and D Switched Access Service. WATS Access Line Service connects an end user premises with a WATS serving office. This Service is described in 7.2.3 following.

(C)

6.1.3 Rate Categories

There are three rate categories which apply to Switched Access Service:

- Switched Transport (described in 6.1.3(B) following)
- Local Switching (described in 6.1.3(C) following)
- Common Line (described in Sections 3. and 4. preceding)

(D)

 |
 |
 |

(D)

(This page filed under Transmittal No. 684)

Issued: August 1, 1995

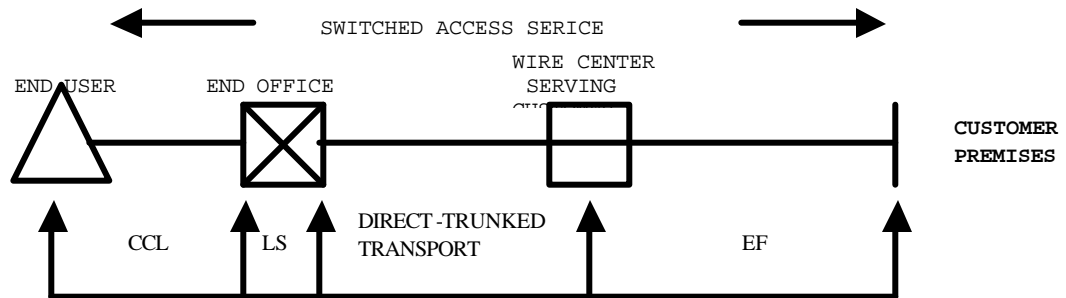
Effective: September 15, 1995

Senior Vice President
201 East Fourth Street
Cincinnati, Ohio 45202

ACCESS SERVICE

6. Switched Access Service (cont'd)6.1 General (Cont'd)6.1.3 Rate Categories (Cont'd)

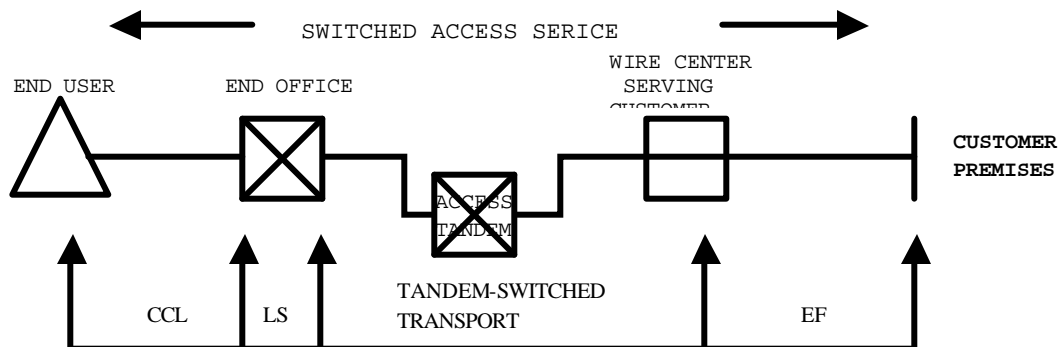
The following diagrams depict generic views of the components of Switched Access Service and the manner in which the components are Combined to provide a complete Access Service.

1) DIRECT-TRUNKED TRUNK SIDE SERVICES AND
ORIGINATING LINE SIDE SERVICES

NOTE:

An exception to mileage measurement for originating line side services is set forth in 6.7.13 (Mileage Measurement).

2) TANDEM-SWITCHED TRUNK SIDE SERVICES



CCL: CARRIER COMMON LINE
LS: LOCAL SWITCHING
EF: ENTRANCE FACILITY

*Common Line access is provided under Sections 3 and 4 preceding.

(This page filed under Transmittal No. 634)

Issued: September 1, 1993

Effective: December 1, 1993

Senior Vice President
201 East Fourth Street
Cincinnati, Ohio 452

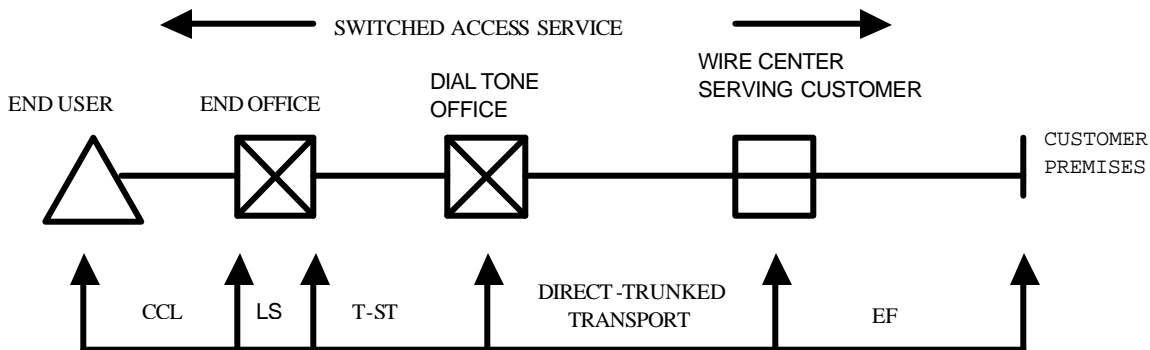
ACCESS SERVICE

7. Switched Access Service (cont'd)

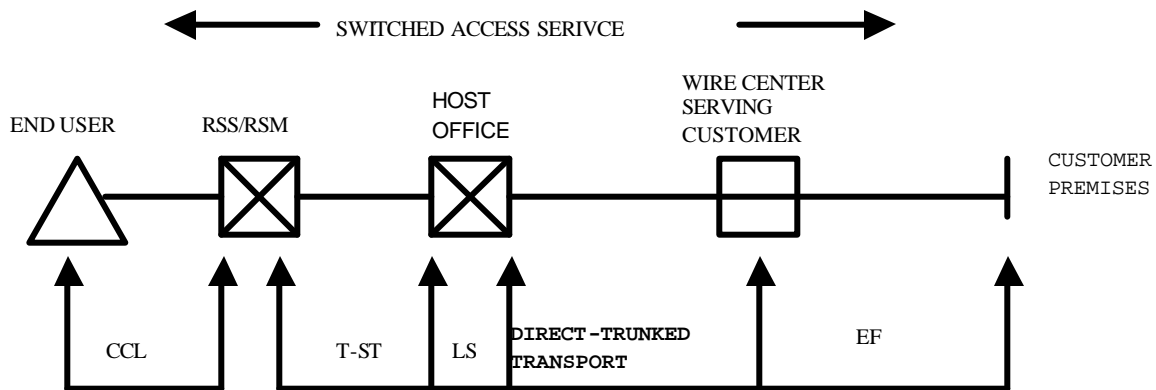
7.1 General (Cont'd)

6.1.4 Rate Categories (Cont'd)

3) TERMINATING LINE SIDE SERVICES



4) DIRECT-TRUNKED HOST/REMOTE ARRANGEMENTS



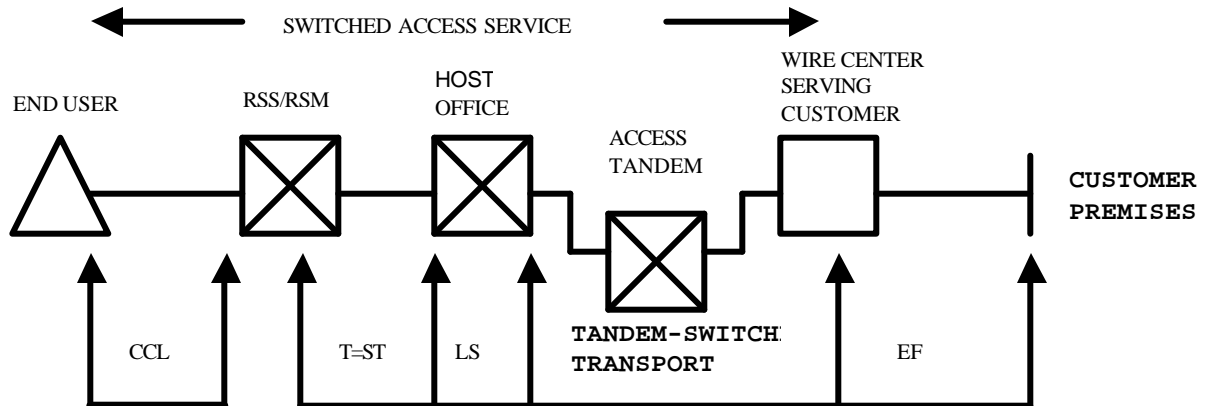
CCL: CARRIER COMMON LINE
 LS: LOCAL SWITCHING
 T-ST: TANDEM-SWITCHED TRANSMISSION
 EF: ENTRANCE FACILITY
 RSS/RSM: REMOTE SWITCHING SYSTEM/REMOTE SWITCHING MODULE

*Common Line access is provided under sections 3 and 4 preceding.

ACCESS SERVICE

8. Switched Access Service (cont'd)8.1 General (Cont'd)6.1.5 Rate Categories (Cont'd)

5) TANDEM-SWITCHED HOST/REMOTE ARRANGEMENTS



CCL: CARRIER COMMON LINE
 LS: LOCAL SWITCHING
 T-ST: TANDEM-SWITCHED TRANSMISSION
 EF: ENTRANCE FACILITY
 RSS/RSM: REMOTE SWITCHING SYSTEM/REMOTE SWITCHING
 MODULE

* Common Line access is provided under Sections 3 and 4 preceding.

(C)

(This page filed under Transmittal No. 634)

Issued: September 1, 1993

Effective: December 1, 1993

Senior Vice President
 201 East Fourth Street
 Cincinnati, Ohio 45202

ACCESS SERVICE

6. Switched Access Service (Cont'd)6.1 General (Cont'd)6.1.3 Rate Categories (Cont'd)

(A)

(B) Switched Transport

The Switched Transport rate category establishes the charges related to the transmission and tandem facilities between the customer's premises and the end office switch(es) which may be a Remote Switching Module, where the customer's traffic is switched to originate or terminate the customer's communications. Mileage measurement rules are set forth in 6.7.13 following.

Switched Transport is a two-way voice frequency transmission path composed of facilities determined by the Telephone Company. The two-way voice frequency transmission path permits the transport of calls in the originating direction (from the end user's end office switch to the customer's premises) and in the terminating direction (from the customer's premises to the end office switch), but not simultaneously. The voice frequency transmission path may comprise any form or configuration of plant capable of and typically used in the telecommunications industry for the transmission of voice and associated telephone signals within the frequency bandwidth of approximately 300 to 3000 Hz. Additionally, Section 17 of this Tariff provides for Switched Access Expanded Interconnection and Collocation Services, which may be used in lieu of, or in conjunction with Switched Transport Service.

The customer must specify when ordering (1) whether the service is to be directly routed to an end office switch or through the Telephone Company's access tandem switch or a TSP's access tandem switch, (2) the type of Direct-Trunked Transport and whether it will overflow to the Telephone Company's or a TSP's access tandem switch when service is directly routed to an end office, (3) the type of Entrance Facility, (4) if Expanded Interconnection and Collocation Services are used, the type of Electronic Cross Connect (5) the directionality of the service, and (6) when multiplexing is required, the hub(s) at which the multiplexing will be provided.

(C)
|
|
(C)

(This page filed under Transmittal No. 666)

Issued: September 26, 1994

Effective: November 10, 1994

Senior Vice President
201 East Fourth Street
Cincinnati, Ohio 45202

ACCESS SERVICE

6. Switched Access Service (Cont'd)6.1 General (Cont'd)6.1.3 Rate Categories (Cont'd)(B) Switched Transport (Cont'd)

Additionally, when service is to be routed through an access tandem switch, the customer must specify whether the facility between the serving wire center and the tandem is to be provided as Direct-Trunked Transport or Tandem-Switched Transport.

Switched Transport is provided at the rates and charges set forth in 6.8.2 following. The description of these rates with respect to the different types of service is as set forth in 6.7.1 following.

(C)

(T)

(1) Switched Transport Facilities(a) Entrance Facility

An Entrance Facility provides the communication path between a customer's premises and the Telephone Company's serving wire center for that premises. The Entrance Facility is provided to a single customer and is available for use with all line side and trunk side Switched Access services. An Entrance Facility is provided even if the customer's premises and the serving wire center are located in the same building. Refer to Section 17.2.2 (C) and 17.11.2(C) for application of this charge under Expanded Interconnection and Collocation arrangements.

(b) Direct-Trunked Transport Facility

A Direct-Trunked Transport facility provides the communications path between the serving wire center of a customer's premises and an end office, between the serving wire center of a customer's premises and the Telephone Company's Access tandem. Direct-Trunked Transport facilities are provided to a single customer. Direct-Trunked Transport facilities are available for use with all line side and trunk side Switched Access services.

(This page filed under Transmittal No. 684)

Issued: August 1, 1995

Effective: September 15, 1995

Senior Vice President
201 East Fourth Street
Cincinnati, Ohio 45202

ACCESS SERVICE

6. Switched Access Service (Cont'd)6.1 General (Cont'd)6.1.3 Rate Categories (Cont'd)(B) Switched Transport (Cont'd)(1) Switched Transport Facilities (Cont'd)(b) Direct-Trunked Transport Facility (Cont'd)

Direct-Trunked Transport facilities are not available to end offices without recording and measuring capabilities, such as a remote end office. Direct Trunked Transport facilities are also not available for 800 Access Service when the required SSP function is located at the access tandem.

(M)
|
|
|
|
|
(M)

(c) Tandem-Switched Transport Facility

The Tandem-Switched Transport facility provides the communications path between the customer's serving wire center and the end office or between the tandem and the end office on circuits that are switched at an access tandem. Tandem-Switched Transport facilities are available for use with all trunk side Switched Access Services.

Tandem-Switched Transport charges consist of a Tandem-Switched Transmission charge (fixed and per mile minute of use charges) and a Tandem-Switching charge (per minute charge) where elements may apply independently of one another as described herein.

(d) Host/Remote Arrangements

When Direct-Trunked Transport is provided to a Host/Remote arrangement, Direct-Trunked Transport rates apply between the customer's serving wire center and the Host office serving the Remote

Certain regulations formerly appearing on this page can now be found on Page 108.6.3.
Certain regulations on this page formerly appeared on Page 108.6.1.

(This page filed under Transmittal No. 642)

Issued: November 18, 1993

Effective: February 15, 1994

Senior Vice President
201 East Fourth Street
Cincinnati, Ohio 45202

ACCESS SERVICE

6. Switched Access Service (Cont'd)6.1 General (Cont'd)6.1.3 Rate Categories (Cont'd)(B) Switched Transport (Cont'd)(1) Switched Transport Facility (Cont'd)(d) Host/Remote Arrangements (Cont'd)

office. When Tandem-Switched Transport is provided, Tandem-Switched Transmission charges and Tandem-Switching charges apply from the customer's serving wire center to the Host office. When a customer is in an Expanded Interconnection and Collocation arrangement, at a Host Office, Tandem-Switched Transmission charges apply from the Host office to the Remote office. In all cases, Tandem-Switched Transmission charges apply from the Host Office to the Remote Office.

(e) Access Tandem Trunk Port

The Access Tandem Trunk Port is a monthly per port rate that provides a port for each dedicated trunk on the Serving Wire Center side of the access tandem.

(N)
|
|
|
(N)

(2) Switched Transport Connections (Cont'd)

Switched Transport is comprised of specific connection types. These connections may be either analog or digital. Analog connections are differentiated by spectrum and bandwidth; digital connections are differentiated by bit rate. Depending on the spectrum, bandwidth or bit rate selected by the customer, multiplexing, as described in 6.1.3(B)(3), may also be required to allow interconnection with other Switched Transport facilities or to a Telephone Company switch.

With one exception, the customer may choose the Switched Transport connection comprising the Switched Transport facility. For the tandem to end office portion of Tandem-Switched Transport, the Telephone Company will determine the type of connection used. For all other requests, the customer may specify the connection by specifying an interface group, as set forth in 6.1.3(B)(5).

(This page filed under transmittal No. 712)

Issued: December 17, 1997

Effective: January 1, 1998

Vice President
201 East Fourth Street
Cincinnati, Ohio 45202

ACCESS SERVICE

6. Switched Access Service (Cont'd)6.1 General (Cont'd)6.1.3 Rate Categories (Cont'd)(B) Switched Transport (Cont'd)(2) Switched Transport Connections (Cont'd)

Each type of connection is composed of specific channels which are provided for use with a Switched Access service. Each channel in a Switched Transport following types of connections are available for all Switched Transport facilities.

(M)

(a) Voice Grade Service

A Voice Grade channel is a channel which provides voice frequency transmission capability in the normal frequency range of 300 to 3000Hz and may be terminated two-wire or four-wire. When a single Voice Grade channel is ordered to be terminated at a customer's premises where the premises is all-digital and requires a minimum digital interface level of 1.544 Mbps (DS1), the Telephone Company will provide the required interface where facilities are available.

Technical Specifications for Voice Grade may be found in the following Technical Reference Publications:

TR-TSY-000335
PUB 41004, Table 4
TR-INS-000342

(M)

(b) MercNET 1.544 (DS1)

A MercNET 1.544 (DS1) provides 24 channels for the transmission of nominal 64.0 kbps or 1.544 Mbps isochronous serial data. The actual bit rate and framing format is a function of the channel interface selected by the customer.

Certain regulations on this page formerly appeared on Page 108.6.3.

Certain regulations formerly appearing on this page can now be found on Page 108.7.

(This page filed under Transmittal No. 642)

Issued: November 18, 1993

Effective: February 15, 1994

Senior Vice President
201 East Fourth Street
Cincinnati, Ohio 45202

ACCESS SERVICE

6. Switched Access Service (Cont'd)6.1 General (Cont'd)6.1.3 Rate Categories (Cont'd)(B) Switched Transport (Cont'd)(2) Switched Transport Connections (Cont'd)(b) MercNET 1.544 (DS1) (Cont'd)

Technical specifications for MercNET 1.5 (DS1) may be found in the following Technical Reference Publications:

PUB-62411

TR-INS-000342

(c) MercNET 45 (DS3)

MercNET 45 (DS3) provides 28 MercNET 1.544s (DS1) or 672 DSO channels and provides for transmission of nominal 44.736 Mbps isochronous serial data. The actual bit rate and framing format is a function of the channel interface selected by the customer. With MercNET 45 (DS3), customers may request to have an electrical interface installed at their customer premises. For DS3 connections utilizing an electrical interface, the customer will receive an electrical signal with a transmission speed of 44.736 Mbps per channel.

Technical specifications for DS3 may be found in the following Technical Reference Publications:

TR-INS-000342

(x) Issued on not less than 7 days notice under authority of Special Permission No. 93-1229 of the Federal Communications Commission.

(y) Reissued material effective February 15, 1994.

Certain regulations on this page formerly appeared on Page 108.6.4.

Certain regulations formerly appearing on this page can now be found on Page 108.7.1.

(This page filed under Transmittal No. 645)

Issued: December 23, 1993

Effective: December 30, 1993

Senior Vice President
201 East Fourth Street
Cincinnati, Ohio 45202

ACCESS SERVICE

6. Switched Access Service (Cont'd)6.1 General (Cont'd)6.1.3 Rate Categories (Cont'd)(B) Switched Transport (Cont'd)

(3) Multiplexing

Multiplexing provides the capability of converting the capacity or bandwidth of a Switched Transport facility from a higher level to a lower level or from a lower level to a higher level. Multiplexing is required when the customer requests to interconnect Entrance facilities, Electronic Cross Connect, in the case of Expanded Interconnection and Collocation Services, or Direct - Trunked Transport facilities of different capacities or bandwidths, i.e., DS1 to Voice Grade or DS3 to DS1.

When customers request to interconnect DS3 facilities with Telephone Company switches, DS3 to DS1 multiplexing is required at appropriately equipped end offices. Locations where multiplexing is available are specified in the NECA Tariff F.C.C. No. 4.

Customers ordering Tandem Switched Transport will incur a multiplexing charge for multiplexing on the Serving Wire Center side of the Access Tandem and a multiplexing charge for multiplexing on the End Office side of the Access Tandem.

(N)
|
|
|
(N)

Rates and charges for multiplexing are set forth in 6.8.2.

For each of the multiplexing options listed below, the multiplexer is associated with the Switched Transport facility with the higher capacity or bandwidth (e.g., a DS3 to DS1 multiplexer is associated with the facility DS3 connection).

(a) MercNET 45 (DS3) to MercNET 1.544 (DS1)

Available with all Switched Transport facilities using DS3 connections. Provides an arrangement that converts a DS3 signal to or from 28 DS1 channels. Conversion is accomplished using digital time division multiplexing.

(This page filed under transmittal No. 712)

Issued: December 17, 1997

Effective: January 1, 1998

Vice President
201 East Fourth Street
Cincinnati, Ohio 45202

ACCESS SERVICE

6. Switched Access Service (Cont'd)6.1 General (Cont'd)6.1.3 Rate Categories (Cont'd)(B) Switched Transport (Cont'd)(3) Multiplexing (Cont'd)

(b) MercNET 1.544 (DS1) to Voice Grade

Available with all Switched Transport facilities using DS1 connections. Provides an arrangement that converts a DS1 connection to or from 24 voice grade channels. Conversion is accomplished using digital time division multiplexing.

(c) Common Multiplexing

Common Multiplexing is provided on a usage sensitive basis in conjunction with Tandem Switched Transport. Switched Access facilities are connected to the tandem as DS1 circuits. Multiplexing is required to connect common switched facilities from DS3 to DS1.

(N)
|
|
|
|
(N)

(4) Interconnection Charge

The Interconnection Charge recovers the costs associated with Switched Transport that are not recovered by Entrance Facilities, Direct Trunked Transport, Tandem-Switched Transport, Multiplexing or CCSAC rates. The Interconnection Charge applies to all access minutes of use (i.e., Tandem-

Switched Transport, Direct Trunked - Transport and Expanded Interconnection and Collocation Services. Separate originating and terminating Interconnection charges are applicable to those customers utilizing Telephone Company transport facilities and to those customers not using Telephone Company facilities to gain access to the Telephone Company switched network.

(N)
|
|
|
|
(N)

(This page filed under Transmittal No. 712)

Issued: December 17, 1997

Effective: January 1, 1998

Vice President
201 East Fourth Street
Cincinnati, Ohio 45202

ACCESS SERVICE

6. Switched Access Service (Cont'd)6.1 General (Cont'd)6.1.3 Rate Categories (Cont'd)(B) Switched Transport (Cont'd)

(C)

(5) Interface Groups

(T)

Four Interface Groups are provided for terminating an Entrance Facility at the customer's premises. Interface groups define the transmission characteristics associated with the Entrance Facility and all transport facilities with which it is interconnected.

(C)

|
|
|
|

(C)

As a result of the customer's access order and the type of Telephone Company transport facilities serving the customer's premises, the need for signaling conversions or two-wire to four-wire conversions, or the need to terminate digital or high frequency facilities in channel bank equipment may require that Telephone Company equipment be placed at the customer's premises. For example, if a voice frequency interface is ordered by the customer and the Telephone Company facilities serving the customer's premises are digital, then Telephone Company channel bank equipment must be placed at the customer's premises in order to provide the voice frequency interface ordered by the customer.

(This page filed under Transmittal No. 634)

Issued: September 1, 1993

Effective: December 1, 1993

Senior Vice President
201 East Fourth Street
Cincinnati, Ohio 45202

ACCESS SERVICE

6. Switched Access Service (Cont'd)

6.1 General (Cont'd)

6.1.3 Rate Categories (Cont'd)

(B) Switched Transport (Cont'd)

(5) Interface Groups (Cont'd)

All Interface Groups are provided with transmission specifications and data transmission parameters.

Specific technical parameters are set forth in Technical Reference TR-NWT-000334.

Only certain premises interfaces are available at the customer's premises. The premises interfaces associated with the Interface Groups may vary among different types of service. The various premises interfaces which are available with the Interface Groups, and the Feature Groups with which they may be used, are set forth in (5)(k) following.

(a) Interface Group 1 (USOC TPP1X)

Interface Group 1, except as set forth in the following, provides two-wire voice frequency transmission at the point of termination at the customer's premises.

Interface Group 1 is not provided in association with FGD when the first point of switching is an (C) access tandem. In addition, Interface Group 1 is not provided in association with FGB or FGD when (C) the first point of switching provides only four-wire terminations.

(This page filed under Transmittal No. 684)

Issued: August 1, 1995

Effective: September 15, 1995

Senior Vice President
201 East Fourth Street
Cincinnati, Ohio 45202

ACCESS SERVICE

6. Switched Access Service (Cont'd)

6.1 General (Cont'd)

6.1.3 Rate Categories (Cont'd)

(B) Switched Transport (Cont'd)

(C)

(5) Interface Groups (Cont'd)

(T)

(P)

(D)

(b) Interface Group 2 (USOC TTP2X)

Interface Group 2 provides four-wire voice
frequency transmission at the point of termina-
tion at the customer's premises.

(D)

(D)

(This page filed under Transmittal No. 634)

Issued: September 1, 1993

Effective: December 1, 1993

Senior Vice President
201 East Fourth Street
Cincinnati, Ohio 45202

ACCESS SERVICE

6. Switched Access Service (Cont'd)

6.1 General (Cont'd)

6.1.3 Rate Categories (Cont'd)

(B) Switched Transport (Cont'd)

(C)

(5) Interface Groups (Cont'd)

(T)

(D)

(D)

(This page filed under Transmittal No. 634)

Issued: September 1, 1993

Effective: December 1, 1993

Senior Vice President
201 East Fourth Street
Cincinnati, Ohio 45202

ACCESS SERVICE

6. Switched Access Service (Cont'd)

6.1 General (Cont'd)

6.1.3 Rate Categories (Cont'd)

(B) Switched Transport (Cont'd)

(C)

(5) Interface Groups (Cont'd)

(T)

(P)

(f) Interface Group 6 (USOC TPP6X)

(D)

Interface Group 6 provides DS1 level digital transmission at the point of termination at the customer's premises. The interface is capable of transmitting electrical signals at a nominal 1.544

(This page filed under Transmittal No. 634)

Issued: September 1, 1993

Effective: December 1, 1993

Senior Vice President
201 East Fourth Street
Cincinnati, Ohio 45202

ACCESS SERVICE

6. Switched Access Service (Cont'd)

6.1 General (Cont'd)

6.1.3 Rate Categories (Cont'd)

(B) Switched Transport (Cont'd) (C)

(5) Interface Groups (Cont'd) (T)

(f) Interface Group 6 (USOC TPP6X) (Cont'd)

Mbps, with the capability to channelize up to 24
voice frequency transmission paths. (D)

(D)

(This page filed under Transmittal No. 634)

Issued: September 1, 1993

Effective: December 1, 1993

Senior Vice President
201 East Fourth Street
Cincinnati, Ohio 45202

ACCESS SERVICE

6. Switched Access Service (Cont'd)

6.1 General (Cont'd)

6.1.3 Rate Categories (Cont'd)

(B) Switched Transport (Cont'd)

(C)

(5) Interface Groups (Cont'd)

(T)

(P)

(D)

(i) Interface Group 9 (USOC TPP9X)

Interface Group 9 provides DS3 level digital transmission at the point of termination at the customer's premises. The interface is capable of transmitting electrical signals at a nominal 44.736 Mbps, with the capability to channelize up to 672 voice frequency transmission paths.

(P)

(D)

(This page filed under Transmittal No. 634)

Issued: September 1, 1993

Effective: December 1, 1993

Senior Vice President
201 East Fourth Street
Cincinnati, Ohio 45202

ACCESS SERVICE

6. Switched Access Service (Cont'd)

6.1 General (Cont'd)

6.1.3 Rate Categories (Cont'd)

(B) Switched Transport (Cont'd) (C)

(5) Interface Groups (Cont'd) (T)

(i) Interface Group 9 (USOC TPP9X) (Cont'd)

(D)

(D)

(k) Available Premises Interface Codes

Following is a matrix showing, for each Interface Group, which premises interface codes are available as a function of the Telephone Company switch supervisory signaling and Feature Group. The explanations of these codes are set forth in Technical Reference TR-NPL-000334.

(This page filed under Transmittal No. 634)

Issued: September 1, 1993

Effective: December 1, 1993

Senior Vice President
201 East Fourth Street
Cincinnati, Ohio 45202

ACCESS SERVICE

6. Switched Access Service (Cont'd)6.1 General (Cont'd)6.1.3 Rate Categories (Cont'd)(B) Switched Transport (Cont'd)(5) Interface Groups (Cont'd)(k) Available Premises Interface Codes (Cont'd)

Interface Group	Telephone Company		Premises Interface Code	Feature Group			(C)
	Switch	Supervisory Signaling		A	B	D	
1	LO		2LS2	X			
	LO		2LS3	X			
	GO		2GS2	X			
	GO		2GS3	X			
	LO, GO,		2DX3	X			
	LO, GO,		4EA3-E	X			
	LO, GO,		4EA3-M	X			
	LO, GO		6EB3-E	X			
	LO, GO		6EB3-M	X			
	RV, EA, EB, EC		2DX3		X X		(C)
	RV, EA, EB, EC		4EA3-E		X X		
	RV, EA, EB, EC		4EA3-M		X X		
	RV, EA, EB, EC		6EB3-E		X X		
	RV, EA, EB, EC		6EB3-M		X	X	
	EA, EB, EC		6EC3			X	
	RV		2RV3-0		X X		
	RV		2RV3-T		X X		(C)
	CCS		2N02			X	
2	LO, GO		4SF2	X			
	LO, GO		4SF3	X			
	LO		4LS2	X			
	LO		4LS3	X			
	LO		6LS2	X			

(This page filed under Transmittal No. 684)

Issued: August 1, 1995

Effective: September 15, 1995

Senior Vice President
201 East Fourth Street
Cincinnati, Ohio 45202

ACCESS SERVICE

6. Switched Access Service (Cont'd)6.1 General (Cont'd)6.1.3 Rate Categories (Cont'd)(B) Switched Transport (Cont'd)(5) Interface Groups (Cont'd)(k) Available Premises Interface Codes (Cont'd)

<u>Interface Group</u>	<u>Telephone Company</u>		<u>Premises Interface Code</u>	<u>Feature Group</u>			(C)
	<u>Switch</u>	<u>Supervisory Signaling</u>		<u>A</u>	<u>B</u>	<u>D</u>	
2 (Cont'd)	GO		4GS2	X			
	GO		4GS3	X			
	GO		6GS2	X			
	LO, GO		4DX2	X			
	LO, GO		4DX3	X			
	LO, GO		6EA2-E	X			
	LO, GO		6EA2-M	X			
	LO, GO		8EB2-E	X			
	LO, GO		8EB2-M	X			
	LO, GO		6EX2-B	X			
	RV, EA, EB, EC		4SF2		X X		(C)
	RV, EA, EB, EC		4SF3		X		
	RV, EA, EB, EC		4DX2		X X		
	RV, EA, EB, EC		4DX3		X		
	RV, EA, EB, EC		6DX2			X	
	RV, EA, EB, EC		6EA2-E		X X		
	RV, EA, EB, EC		6EA2-M		X X		
	RV, EA, EB, EC		8EB2-E		X X		
	RV, EA, EB, EC		8EB2-M		X X		
	EA, EB, EC		8EC2-M			X	
	RV		4RV2-0		X X		
	RV		4RV2-T		X X		
	RV		4RV3-0		X		
	RV		4RV3-T		X		(C)
	CCS		4N02				

(This page filed under Transmittal No. 684)

Issued: August 1, 1995

Effective: September 15, 1995

Senior Vice President
201 East Fourth Street
Cincinnati, Ohio 45202

ACCESS SERVICE

6. Switched Access Service (Cont'd)6.1 General (Cont'd)6.1.3 Rate Categories (Cont'd)(B) Switched Transport (Cont'd)(5) Interface Groups (Cont'd)(k) Available Premises Interface Codes (Cont'd)

<u>Interface Group</u>	<u>Telephone Company Switch Supervisory Signaling</u>	<u>Premises Interface Code</u>	<u>Feature Group</u>			(C)
			<u>A</u>	<u>B</u>	<u>D</u>	
6	LO, GO	4DS9-15	X			
	LO, GO	4DS9-15L	X			
	RV, EA, EB, EC	4DS9-15		X	X	(C)
	RV, EA, EB, EC	4DS9-15L		X	X	(C)
	CCS	4DS9-15,15S			X	

(This page filed under Transmittal No. 684)

Issued: August 1, 1995

Effective: September 15, 1995

Senior Vice President
201 East Fourth Street
Cincinnati, Ohio 45202

ACCESS SERVICE

6. Switched Access Service (Cont'd)6.1 General (Cont'd)6.1.3 Rate Categories (Cont'd)(B) Switched Transport (Cont'd)(5) Interface Groups (Cont'd)(k) Available Premises Interface Codes (Cont'd)

<u>Interface Group</u>	<u>Telephone Company</u>		<u>Premises Interface Code</u>	<u>Feature Group</u>			(C)
	<u>Switch</u>	<u>Supervisory Signaling</u>		<u>A</u>	<u>B</u>	<u>D</u>	
9	LO, GO		4DS6-44	X			
	LO, GO		4DS6-44L	X			
	RV, EA, EB, EC		4DS6-44		X	X	(C)
	RV, EA, EB, EC		4DS6-44L		X	X	(C)
	CCS		4DS6-44			X	

(This page filed under Transmittal No. 684)

Issued: August 1, 1995

Effective: September 15, 1995

Senior Vice President
201 East Fourth Street
Cincinnati, Ohio 45202

ACCESS SERVICE

6. Switched Access Service (Cont'd)6.1 General (Cont'd)6.1.3 Rate Categories (Cont'd)(B) Switched Transport (Cont'd) (S)(x)(5) Interface Groups (Cont'd) (S)(x)(1) CCSAC Signaling Connection Premises Interface Codes

The CCSAC optional feature is provided only with Feature Group D. Feature Group D trunks are provided using Interface Groups 2, 6 and 9. CCSAC Signaling connections are provided using (S)(x) Interface Groups 2 and 6. Following is a matrix | | for Interface Groups 2, 6 and 9 showing which (S)(x) premises interface codes are available for signaling connections as a function of the CCSAC level of digital transmission.

<u>Interface Groups</u>	<u>Level of Transmission</u>	<u>Premises Interface Code</u>	
2	DS0	4N02	(S)(x)
6	DS1	4DS9-15,15S	(N)
			(S)(x)
			(S)(x)
9	DS3	4DS6-44	

(6) Nonchargeable Optional Features (S)(x)

Where transmission facilities permit, the Telephone Company will, at the option of the customer, provide the following nonchargeable optional features in association with Switched Transport. The optional features are (S)(x) provided as set forth in 6.8.2(G) following. (S)(x)

(a) Supervisory Signaling

Where the transmission parameters permit, and where signaling conversion is required by the customer to meet its signaling capability, the customer may order an optional supervisory signaling arrangement for each transmission path provided as follows:

(x) Reissued Material effective December 30, 1993.

(This page filed under Transmittal No. 641)

Issued: November 17, 1993

Effective: December 31, 1993

Senior Vice President
201 East Fourth Street
Cincinnati, Ohio 45202

ACCESS SERVICE

6. Switched Access Service (Cont'd)6.1 General (Cont'd)6.1.3 Rate Categories (Cont'd)(B) Switched Transport (Cont'd) (C)(6) Nonchargeable Optional Features (Cont'd) (T)(a) Supervisory Signaling (Cont'd)

- For Interface Groups 1 and 2

DX Supervisory Signaling,
E&M Type I Supervisory Signaling,
E&M Type II Supervisory Signaling, or
E&M Type III Supervisory Signaling

- For Interface Group 2

SF Supervisory Signaling, or
Tandem Supervisory Signaling

- For Interface Groups 6 and 9 (C)

These Interface Groups may, at the option of the customer, be provided with individual transmission path SF supervisory signaling where such signaling is available in Telephone Company central offices. Generally such signaling is available only where the entry switch provides an analog, i.e., non digital, interface to the transport termination and a portion of the facility between the analog entry switch and the customer's premises is analog.

These optional supervisory signaling arrangements are not available in combination with the CCSAC option, as specified in 6.1.3(B)(7)(a) following: (T)

(This page filed under Transmittal No. 634)

Issued: September 1, 1993

Effective: December 1, 1993

Senior Vice President
201 East Fourth Street
Cincinnati, Ohio 45202

ACCESS SERVICE

6. Switched Access Service (Cont'd)6.1 General (Cont'd)6.1.3 Rate Categories (Cont'd)(B) Switched Transport (Cont'd)(6) Nonchargeable Optional Features (Cont'd)(b) Customer Specified Entry Switch Receive Level

This feature allows the customer to specify the receive transmission level at the first point of switching. The range of transmission levels which may be specified is described in Technical Reference TR-NPL-000334. This feature is available with Interface Groups 2, 6 and 9 for Feature Groups A and B.

(c) Customer Specification of Local Transport Termination

This option allows the customer to specify, for Feature Group B routed directly to an end office or access tandem, a four-wire termination of the Switched Transport at the entry switch in lieu of a Telephone Company selected two-wire termination. This option is available only when the Feature Group B arrangement is provided with Type B Transmission Specifications. (C)

(d) 64 Clear Channel Capability (64CCC)

This option allows the customer to specify 64CCC, for Feature Group D trunks equipped with Signaling System 7 (SS7) Signaling. The 64CCC option allows customers to use the Full 64 Kilobits bandwidth of a Switched digital trunk channel. This option is available where facilities are available as set forth in the National Exchange Carrier Association, Inc. Tariff F.C.C. No. 4.

(This page filed under Transmittal No. 642)

Issued: November 18, 1993

Effective: February 15, 1994

Senior Vice President
201 East Fourth Street
Cincinnati, Ohio 45202

ACCESS SERVICE

6. Switched Access Service (Cont'd)6.1 General (Cont'd)6.1.3 Rate Categories (Cont'd)(B) Switched Transport (Cont'd)

(7) Chargeable Optional Features

(a) Common Channel Signaling Access Capability (CCSAC)

This option allows the customer to receive signals for call set-up out-of-band. This option is only available with Feature Group D.

The Telephone Company will provide the CCSAC option in accordance with the technical specifications set forth in Technical Reference TR-TSV-000905 from properly equipped signaling elements in the Telephone Company CCS network.

This option requires the establishment of the required number of CCSAC signaling links between the customer's signaling point of interconnection and each of the Telephone Company's designated Signaling Transfer Points (STPs) and STP Port Terminations. The STP locations are set forth in the National Exchange Carrier Association, Inc. Tariff F.C.C. No. 4. The customer will have the option of ordering a Signaling Link provisioned over a dedicated MercNet 1.544 (DS1) Facility or over a 56 Kbps DDS channel.

(b) Carrier Identification Parameter (CIP) (N)

The CIP Optional Feature provides for the delivery of the Carrier Identification Code (CIC) within the Initial Address Message (IAM) SS7 call setup protocol. CIP is available with originating Feature Group D Switched Access Service from certain end offices and from the access tandem. Customers should contact the Telephone Company

(This page filed under Transmittal No. 688)

Issued: November 21, 1995

Effective: January 4, 1996

Senior Vice President
201 East Fourth Street
Cincinnati, Ohio 45202

ACCESS SERVICE

6. Switched Access Service (Cont'd)6.1 General (Cont'd)6.1.3 Rate Categories (Cont'd)(B) Switched Transport (Cont'd)

(7) Chargeable Optional Features

(b) Carrier Identification Parameter (CIP) (N)
(Cont'd)

to determine where CIP is available. This feature requires the customer to purchase or use already established CCSAC signaling links between the customer's signaling point of interconnection and each of the Telephone Company's designated STPs and STP Port Terminations, as described in Section 6.1.3(B)(7)(a). The rates for the CIP Optional Feature are described in Section 6.8.2(K).

(N)

(c) Signaling for Tandem Switching (M)(T)

This option allows any interested third party, including competitive access providers (CAPS), interexchange carriers (IXCs), and end users, to receive signaling information necessary to provide tandem signaling. Signaling for tandem switching provides the carrier identification code (CIC) and the OZZ code (or the CKTD code for SS7) to the Tandem Switch Provider (TSP). The CIC identifies the IXC to receive the call, and the OZZ identifies the IXC trunk group to which traffic should be routed. This option is available only with Feature Group D (FGD).

(M)

The customer may choose to have this option provided with Multifrequency or Common Channel Signaling.

When tandem switching is provided by a TSP, the TSP will be required to order one-way

Certain regulations on this page formerly appeared on Page 108.22.1.

Certain regulations previously found on this page now appear on Page 108.22.3.

(This page filed under Transmittal No. 688)

Issued: November 21, 1995

Effective: January 4, 1996

Senior Vice President
201 East Fourth Street
Cincinnati, Ohio 45202

ACCESS SERVICE

6. Switched Access Service (Cont'd)6.1 General (Cont'd)6.1.3 Rate Categories (Cont'd)(B) Switched Transport (Cont'd)

(7) Chargeable Optional Features

(c) Signaling for Tandem Switching (Cont'd) (T)

direct-trunks between the desired Telephone Company end offices and the TSP's access tandem switch. These one-way trunks will be billed as direct-trunks to the TSP. (M)

Either the TSP or the IXC using the TSP as its access tandem provider, may be the customer for the remaining FGD usage charges i.e., carrier common line, local switching, information surcharge and the interconnection charge. The signaling nonrecurring charge, described in Section 6.7.1(C)(4), will be assessed to the TSP. Any link between the TSP's access tandem switch and an IXC Point of Presence (POP) location may be purchased from the Telephone Company's special access section in this tariff.

If an IXC wishes to move their traffic to a TSP's access tandem switch, the TSP must provide the Telephone Company with a written letter of authorization (LOA). If a TSP contacts the Telephone Company on behalf of an IXC to move the IXC traffic from the Telephone Company access tandem switch to a TSP access tandem switch, the IXC must provide the Telephone Company an LOA.

If the IXC is the customer of record, for terminating usage, the IXC's TSP of choice is obligated to provide the Telephone Company with all billing detail needed to accurately count and bill usage. The requirements for providing this billing data are described in the following paragraphs. (M)

Certain regulations on this page formerly appeared on Page 108.22.2.

Certain regulations previously found on this page now appear on page 108.22.4.

(This page filed under Transmittal No. 688)

Issued: November 21, 1995

Effective: January 4, 1996

Senior Vice President
201 East Fourth Street
Cincinnati, Ohio 45202

ACCESS SERVICE

6. Switched Access Service (Cont'd)6.1 General (Cont'd)6.1.3 Rate Categories (Cont'd)(B) Switched Transport (Cont'd)

(7) Chargeable Optional Features

(c) Signaling for Tandem Switching (Cont'd) (T)Terminating Bill Detail Requirements (M)

The TSP will be obligated to provide billing data to the Telephone Company so that minutes of use may be billed accurately and in a timely manner. Certain requirements must be met for the Telephone Company to appropriately handle and bill the TSP's usage.

- All billing information must be provided standard Exchange Message Interface (EMI) format.
- Current call detail transmissions must be provided from the TSP to the Telephone Company on a daily basis, (excluding week-ends and holidays).
- No summary billing detail will be accepted.
- Customers may transmit billing detail via Network Data Mover (NDMSM) electronic data transmission or, if NDMSM is unavailable, magnetic tapes will be accepted.
- TSPs will be required to provide test data via NDMSM or magnetic tape prior to the implementation of the service.

If billing information does not meet the above requirements, the Telephone Company reserves the right to bill the total terminating switched access charges to the TSP.

(M)

Certain regulations on this page formerly appeared on Page 108.22.3.

Certain regulations previously found on this page now appear on Page 108.22.5.

(This page filed under Transmittal No. 688)

Issued: November 21, 1995

Effective: January 4, 1996

Senior Vice President
201 East Fourth Street
Cincinnati, Ohio 45202

ACCESS SERVICE

6. Switched Access Service (Cont'd)6.1 General (Cont'd)6.1.3 Rate Categories (Cont'd)(B) Switched Transport (Cont'd)

(7) Chargeable Optional Features

(c) Signaling for Tandem Switching (Cont'd) (T)

The Telephone Company will work cooperative- (M)
ly with the TSP to resolve disputes involv-
ing usage discrepancies that may exist be-
usage provided by the TSP and aggregate
usage recorded by the Telephone Company
switch.

Terminating Bill Detail Requirements

Resolutions of this nature could result in
additional charges to the TSP, in the event
extensive investigation and/or validation
system development is required to reconcile
discrepancies. If usage discrepancies are
resolved in favor of the Telephone Company,
the TSP will be responsible for payment of
unbilled usage.

Signaling for tandem switching will not be avail-
able with Feature Group B; Feature Group D with
950 Access; and, 800 traffic.

(M)

Certain regulations on this page formerly appeared on Page 108.22.3 and 108.22.4.

(This page filed under Transmittal No. 688)

Issued: November 21, 1995

Effective: January 4, 1996

Senior Vice President
201 East Fourth Street
Cincinnati, Ohio 45202

ACCESS SERVICE

6. Switched Access Service (Cont'd)6.1 General (Cont'd)6.1.3 Rate Categories (Cont'd)(C) Local Switching

This rate category provides for (1) local end office switching, i.e., the common switching functions associated with the various Switched Access Service arrangements, (2) the termination of switched transport at end offices, (3) the termination of common lines and WATS Access Lines at end offices (4) intercept functions, i.e., the termination of certain calls at a Telephone Company intercept operator or recording and (5) 800 Data Base Queries. This category includes usage sensitive rates and both chargeable and nonchargeable optional features.

- (1) Usage Sensitive Rates - The usage sensitive rates are applied as follows:

- (a) (D)
- (b) Local Switching applies on a per minute of use basis, providing local switching functions for FGA, FGB, FGD, 500, 800 and 900 Access Service. Where end offices are appropriately equipped, international dialing may also be provided as a capability of Local Switching, i.e., the capability of switching international calls with service prefix and address codes having more digits than can be switched through a standard FGD end office. (C)
- (c) 800 Access Service Data Base Query Charge and Routing Options Capability apply on a per query basis and are originating offerings utilizing FGD. These services provide customer identification and additional call handling and destination features (i.e., time of day, day of week, etc.). (C)

(This page filed under Transmittal No. 684)

Issued: August 1, 1995

Effective: September 15, 1995

Senior Vice President
201 East Fourth Street
Cincinnati, Ohio 45202

ACCESS SERVICE

6. Switched Access Service (Cont'd)6.1 General (Cont'd)6.1.3 Rate Categories (Cont'd)(C) Local Switching (Cont'd)(1) Usage Sensitive Rates (Cont'd)

The description of these rates is set forth in (C)
6.7 following.

- (2) Optional Features - Various Common Switching,
Transport Termination and WATS Access Line Termina-
tion optional features are available and are de-
scribed in 6.3 following.

6.1.4 Special Facilities Routing

Any customer may request that the facilities used to provide Switched Access Service be specially routed. The regulations, rates and charges for Special Facilities Routing (i.e., Avoidance, Diversity and Cable-Only) are set forth in 11. following.

6.1.5 Design Layout Report

At the request of the customer, the Telephone Company will provide to the customer the makeup of the facilities and services provided from the customer's premises to the first point of switching. This information will be provided in the form of a Design Layout Report. The Design Layout Report will be provided to the customer at no charge, and will be reissued or updated whenever these facilities are materially changed.

6.1.6 Acceptance Testing

At no additional charge, the Telephone Company will, at the customer's request, cooperatively test, at the time of installation, the following parameters: loss, C-notched noise, C-message noise, 3-tone slope, d.c. continuity and operational signaling. When the Switched Transport is provided with Interface Groups 2, 6 and 9, and the Transport Termination is two-wire (i.e., there is a four-wire to two-wire conversion in Switched Transport), balance parameters (equal level echo path loss) may also be tested.

(This page filed under Transmittal No. 684)

Issued: August 1, 1995

Effective: September 15, 1995

Senior Vice President
201 East Fourth Street
Cincinnati, Ohio 45202

ACCESS SERVICE

6. Switched Access Service (Cont'd)6.1 General (Cont'd)6.1.6 Acceptance Testing (Cont'd)

(N)

At no additional charge, the Telephone Company will, at the time of installation of Feature Group D with the 64CCC Local Transport option trunks, perform the Digital Trunk Acceptance Tests described in TR-TSV-000905.

(N)

6.1.7 Ordering Options and Conditions

Switched Access Service is ordered under the Access Order provisions set forth in Section 5 (Ordering Options For Switched and Special Access). For Switched Transport, ordering provisions as set forth in 2.4.8 (Billing of Access Service Provided by Multiple Companies) will apply when more than one Exchange Telephone Company is involved in the provision of a Switched Transport Facility. Rate elements for Switched Access Services are defined in 6.8.

(S)(x)

(S)(x)

6.1.8 CCSAC Testing Requirements

When Feature Group D with CCSAC option is ordered, network compatibility and other operational tests will be performed cooperatively by the Telephone Company and the customer. These tests are as specified in Technical Reference TR-TSV-000905.

(x) Reissued material effective December 30, 1993.

(This page filed under Transmittal No. 641)

Issued: November 17, 1993

Effective: December 31, 1993

Senior Vice President
201 East Fourth Street
Cincinnati, Ohio 45202

ACCESS SERVICE

6. Switched Access Service (Cont'd)6.2 Provision and Description of Switched Access Service Feature Groups

Switched Access Service is provided in three different Feature Group arrangements. The provision of each Feature Group requires switched (C)

transport facilities and the appropriate end office functions. There are various optional features available with the Feature Groups. The Switched Transport, Common Switching and Transport Termination optional features are available at all Telephone Company end office switches, unless stated otherwise. In addition, WATS Access Line Service as described in 7.2.3 following may, at the option of the customer, be provided for use with Feature Groups A, B and D. WATS (C)
Access Line Termination optional features are available in end offices designated as WATS Serving Offices.

There are three specific transmission specifications (i.e., Types A, B and C) that have been identified for the provision of Feature Groups. The specifications provided are dependent on the Interface Group and the routing of the service, i.e., whether the service is routed directly to the end office or via an access tandem. The parameters for the transmission specifications are set forth in 6.4.1 following.

Feature Groups are arranged for either originating, terminating or two-way calling, based on the customer end office switching capacity ordered. Originating calling permits the delivery of calls from Telephone Exchange Service locations to the customer's premises. Terminating calling permits the delivery of calls from the customer's premises to Telephone Exchange Service locations. Two-way calling permits the delivery of calls in both directions, but not simultaneously. The Telephone Company will determine the type of calling to be provided unless the customer requests that a different type of directional calling is to be provided. In such cases, the Telephone Company will work cooperatively with the customer to determine the directionality.

Following are detailed descriptions of each of the available Feature Groups. Each Feature Group is described in terms of its specific physical characteristics and calling patterns, the transmission specifications with which it is provided, the optional features available for use with it and the standard testing capabilities.

(This page filed under Transmittal No. 684)

Issued: August 1, 1995

Effective: September 15, 1995

Senior Vice President
201 East Fourth Street
Cincinnati, Ohio 45202

ACCESS SERVICE

6. Switched Access Service (Cont'd)6.2 Provision and Description of Switched Access Service Feature Groups
(Cont'd)6.2.1 Feature Group A (FGA)(A) Description

- (1) FGA is provided in connection with Telephone Company electronic and electromechanical end offices. At the option of the customer, FGA is provided on a single or multiple line group basis and is arranged for originating calling only, terminating calling only, or two-way calling.
- (2) FGA provides a line side termination at the first point of switching. The line side termination will be provided with either ground start supervisory signaling or loop start supervisory signaling. The type of signaling is at the option of the customer.
- (3) The Telephone Company shall select the first point of switching, within the selected LATA, at which the line side termination is to be provided unless the customer requests a different first point of switching and Telephone Company facilities and measurement capabilities, are available to accommodate such a request.

(D) (x)

(D) (x)

(x) Issued on not less than 1 day notice under authority of Special Permission
No. 86-825 of the Federal Communications Commission.

Issued: November 7, 1986

Effective: November 10, 1986

Vice President
201 East Fourth Street
Cincinnati, Ohio 45202

ACCESS SERVICE

6. Switched Access Service (Cont'd)6.2 Provision and Description of Switched Access Service Feature Groups
(Cont'd)6.2.1 Feature Group A (FGA)(A) Description (Cont'd)

- | | |
|---|--------|
| (4) A seven digit local telephone number assigned by the Telephone Company is provided for access to FGA switching in the originating direction. The seven digit local telephone number will be associated with the selected end office switch and is of the form NXX-XXXX. | (S)(x) |
| If the customer requests a specific seven digit telephone number that is not currently assigned, and the Telephone Company can, with reasonable effort, comply with that request, the requested number will be assigned to the customer. | (S)(x) |

(x) Issued on not less than 1 day notice under authority of Special Permission
No. 86-825 of the Federal Communications Commission.

Issued: November 7, 1986

Effective: November 10, 1986

Vice President
201 East Fourth Street
Cincinnati, Ohio 45202

ACCESS SERVICE

6. Switched Access Service (Cont'd)6.2 Provision and Description of Switched Access Service Feature Groups
(Cont'd)6.2.1 Feature Group A (FGA) (Cont'd)(A) Description (Cont'd)

(5) FGA switching, when used in the terminating direction, is arranged with dial tone start-dial signaling. When used in the terminating direction FGA switching may, at the option of the customer, be arranged for dial pulse or dual tone multifrequency address signaling, subject to availability of equipment at the first point of switching. When FGA switching is provided in a hunt group or uniform call distribution arrangement, all FGA switching will be arranged for the same type of address signaling.

(6) No address signaling is provided by the Telephone Company when FGA Switching is used in the originating direction. Address signaling in such cases, if required by the customer, must be provided by the customer's end user using inband tone signaling techniques. Such inband tone address signals will not be regenerated by the Telephone Company and will be subject to the ordinary transmission capabilities of the Switched Transport provided. (C)

(7) FGA switching, when used in the terminating direction, may be used to access valid NXXs in the LATA, local operator service (0- and 0+), Directory Assistance (555-1212), emergency reporting service (911 where available), exchange telephone repair (611 where available), time or weather announcement services of the Telephone Company, community information services of an information service provider, and other customers' services (by dialing the appropriate digits). Effective June 30, 1988, FGA service will be equipped on new installations with the Common Switching Optional Feature of Call Denial. If Call Denial is not desired, the customer must so specify at the time service is requested. Charges for FGA terminating calls requiring operator assistance or calls to 611 or 911 will only apply where sufficient call details are available. Additional non-access charges will also be billed on a separate account for (1) an operator surcharge, as set forth in the local exchange tariffs, for local operator assistance (0- and 0+) calls, (2) calls to certain

(This page filed under Transmittal No. 634)

Issued: September 1, 1993

Effective: December 1, 1993

Senior Vice President
201 East Fourth Street
Cincinnati, Ohio 45202

ACCESS SERVICE

6. Switched Access Service (Cont'd)6.2 Provision and Description of Switched Access Service Feature Groups
(Cont'd)6.2.1 Feature Group A (FGA) (Cont'd)(A) Description (Cont'd)

(7) (Cont'd)

community information services, for which rates are applicable under Telephone Company exchange service tariffs, e.g., 976 (DIAL-IT) Network services, and (3) calls from a FGA line to another customer's service in accordance with that customer's applicable service rates when the Telephone Company performs the billing function for that customer. For FGA calls to Directory Assistance (555-1212), Switched Access Service usage will not apply. Instead, FGA calls to this service are subject to Directory Assistance Service per call rates as set forth in 9.6(A) and (B) following.

(T)

- (8) When a FGA switching arrangement for an individual customer (a single line or entire hunt group) is discontinued at an end office, an intercept announcement is provided. This arrangement provides, for a limited period of time, an announcement that the service associated with the number dialed has been disconnected and, if desired, reference to another number.

(C)

(C)

(B) Optional Features(1) Common Switching Optional Features

- (a) Hunt Group Arrangement
- (b) Uniform Call Distribution Arrangement
- (c) Nonhunting Number for Use with Hunt Group Arrangement or Uniform Call Distribution Arrangement
- (d) Call Denial
- (e) Service Code Denial

ACCESS SERVICE

6. Switched Access Service (Cont'd)

6.2 Provision and Description of Switched Access Service Feature Groups
(Cont'd)

6.2.1 Feature Group A (FGA) (Cont'd)

(B) Optional Features (Cont'd)

(1) Common Switching Optional Features (Cont'd)

- (f) Band Advance Arrangement for Use with WATS
Access Line Service
- (g) Hunt Group Arrangement for Use with WATS
Access Line Service
- (h) Uniform Call Distribution Arrangement for Use
with WATS Access Line Service
- (i) Nonhunting Number for Use with Hunt Group
Arrangement or Uniform Call Distribution
Arrangement for use with WATS Access Line
Service
- (j) 900/700/976 Call Blocking

(N)

Issued: February 5, 1991

Effective: March 22, 1991

Senior Vice President
201 East Fourth Street
Cincinnati, Ohio 45202

ACCESS SERVICE

6. Switched Access Service (Cont'd)6.2 Provision and Description of Switched Access Service Feature Groups
(Cont'd)6.2.1 Feature Group A (FGA) (Cont'd)(B) Optional Feature (Cont'd)(2) Transport Termination Optional Features

- (a) Two-way operation with dial pulse address signaling and loop start supervisory signaling
- (b) Two-way operation with dial pulse address signaling and ground start supervisory signaling
- (c) Two-way operation with dual tone multifrequency address signaling and loop start supervisory signaling
- (d) Two-way operation with dual tone multifrequency address signaling and ground start supervisory signaling
- (e) Terminating operation with dial pulse address signaling and loop start supervisory signaling
- (f) Terminating operation with dial pulse address signaling and ground start supervisory signaling
- (g) Terminating operation with dual tone multifrequency address signaling and loop start supervisory signaling
- (h) Terminating operation with dual tone multifrequency address signaling and ground start supervisory signaling
- (i) Originating operation with loop start supervisory signaling
- (j) Originating operation with ground start supervisory signaling

(3) Switched Transport Operational Features

(C)

- (a) Supervisory Signaling (as set forth in 6.1.3(B)(6)(a) preceding)
- (b) Customer Specified Entry Switch Receive Level

(T)

(This page filed under Transmittal No. 634)

Issued: September 1, 1993

Effective: December 1, 1993

Senior Vice President
201 East Fourth Street
Cincinnati, Ohio 45202

ACCESS SERVICE

6. Switched Access Service (Cont'd)6.2 Provision and Description of Switched Access Service Feature Groups
(Cont'd)6.2.1 Feature Group A (FGA) (Cont'd)(B) Optional Feature (Cont'd)

- (4) Certain other features which may be available in connection with Feature Group A, such as Custom Calling Features and IntraLATA extensions, are provided under the Telephone Company's Local and/or general exchange service tariffs.

(C) Transmission Specifications

FGA is provided with either Type B or Type C Transmission Specifications. The specifications for the associated parameters are guaranteed to the first point of switching. Type C Transmission Specifications are provided with Interface Group 1 and Type B is provided with Interface Groups 2, 6 and 9. Type DB Data Transmission Parameters are provided with FGA to the first point of switching.

(C)
(C)

(D) Testing Capabilities

FGA is provided, in the terminating direction where equipment is available, with seven digit access to balance (100 type) test line and milliwatt (102 type) test line. In addition to the tests described in 6.1.6 preceding which are included with the installation of service, additional Cooperative Acceptance Testing and Nonscheduled Testing are available for FGA as set forth in 13.3.5 following.

(This page filed under Transmittal No. 634)

Issued: September 1, 1993

Effective: December 1, 1993

Senior Vice President
201 East Fourth Street
Cincinnati, Ohio 45202

ACCESS SERVICE

6. Switched Access Service (Cont'd)6.2 Provision and Description of Switched Access Service Feature Groups (Cont'd)6.2.2 Feature Group B (FGB)(A) Description

- (1) FGB, when directly routed to an end office (i.e., provided without the use of an access tandem switch), is provided at appropriately equipped Telephone Company electronic end office switches. When provided via Telephone Company designated electronic access tandem switches, FGB switching is provided at all Telephone Company end office switches.
- (2) FGB is provided as trunk side switching through the use of end office or access tandem switch trunk equipment. The switch trunk equipment is provided with wink start start-pulsing signals and answer and disconnect supervisory signaling.
- (3) FGB switching is provided with multifrequency address signaling in both the originating and terminating directions. Except for FGB switching provided with the automatic number identification (ANI) or rotary dial station signaling arrangements as set forth in 6.3 following, any other address signaling in the originating direction, if required by the customer, must be provided by the customer's end user using inband tone signaling techniques. Such inband tone address signals will not be regenerated by the Telephone Company and will be subject to the ordinary transmission capabilities of the Switched Transport provided.
- (4) The access code for FGB switching is a uniform access code. The form of the uniform access code is 950-XXXX. These uniform access codes will be the assigned access numbers of all FGB Switched Access Service provided to the customer by the Telephone Company. (C)

(This page filed under Transmittal No. 684)

Issued: August 1, 1995

Effective: September 15, 1995

Senior Vice President
201 East Fourth Street
Cincinnati, Ohio 45202

ACCESS SERVICE

6. Switched Access Service (Cont'd)6.2 Provision and Description of Switched Access Service Feature Groups
(Cont'd)6.2.2 Feature Group B (FGB) (Cont'd)(A) Description (Cont'd)

- (5) FGB switching, when used in the terminating direction, may be used to access Telephone Company specified NXXs in the LATA, time or weather announcement services of the Telephone Company, community information services of an information service provider and other customers' services (by dialing the appropriate digits). When directly routed to an end office, only those valid NXX codes served by that end office may be accessed. When routed through an access tandem, only those valid NXX codes served by end offices subtending the access tandem may be accessed. The customer will also be billed additional non-access charges for calls to certain community information services for which rates are applicable under Telephone Company exchange service tariffs, e.g., 976 (DIAL-IT) Network Service. Additionally, non-access charges will also be billed for calls from a FGB trunk to another customer's service in accordance with that customer's applicable service rates when the Telephone Company performs the billing function for that customer. Calls in the terminating direction will not be completed to 950-XXXX access codes, local operator assistance (0- (C) and 0+), Directory Assistance (555-1212), service codes 611 and 911 or 10XXX and 10XXXX access codes. Calls (C) will be completed to Directory Assistance (NPA-555-1212 or 555-1212) when FGB switching is combined with Directory Assistance switching. The combination of FGB Switched Access Service with DA service is provided as set forth in 9. following. FGB may not be switched, in the terminating direction, to Switched Access Service Feature Groups B or D. (C)

(This page filed under Transmittal No. 684)

Issued: August 1, 1995

Effective: September 15, 1995

Senior Vice President
201 East Fourth Street
Cincinnati, Ohio 45202

ACCESS SERVICE

6. Switched Access Service (Cont'd)6.2 Provision and Description of Switched Access Service Feature Groups
(Cont'd)6.2.2 Feature Group B (FGB) (Cont'd)(A) Description (Cont'd)

- (6) The Telephone Company will establish a trunk group or groups for the customer at end office switches or access tandem switches where FGB switching is provided. When required by technical limitations, a separate trunk group will be established for each type of FGB switching arrangement provided. Different types of FGB (e.g., FGB with ANI and FGB without ANI) or other switching arrangements may be combined in a single trunk group at the option of the Telephone Company.
- (7) For FGB Switched Access Service provided to a Mobile Telephone Switching Office (MTSO) interconnected to a Telephone Company access tandem, the customer will be assessed charges only from the customer's point of presence to the access tandem. Entrance Facility Charges, Tandem-Switched Transmission charges, Tandem Switching Charges and an Interconnection Charge will apply as appropriate. (S)(x)
- (8) For FGB Originating Switched Transport, customers must report the Percent Direct Routed (PDR) traffic. The report will be subject to and the same terms and conditions as set forth in 2.3.14, Jurisdictional Report Requirements. This reporting will be required for six months from the effective date of the Local Transport Restructure tariff. (S)(x)(C)(y)
(C)(y)
(C)(y)

(x) Reissued material effective December 30, 1993.

(y) Issued on not less than 7 days notice under authority of Special Permission No. 93-1229 of the Federal Communications Commission.

(This page filed under Transmittal No. 645)

Issued: December 23, 1993

Effective: December 30, 1993

Senior Vice President
201 East Fourth Street
Cincinnati, Ohio 45202

ACCESS SERVICE

6. Switched Access Service (Cont'd)6.2 Provision and Description of Switched Access Service Feature Groups
(Cont'd)6.2.2 Feature Group B (FGB) (Cont'd)(A) Description (Cont'd)

- (7) When all FGB switching arrangements are discontinued at an end office and/or in a LATA, an intercept announcement is provided. This arrangement provides, for a limited period of time, an announcement that the service associated with the number dialed has been discontinued.

(B) Optional Features(1) Common Switching Optional Features

- (a) Automatic Number Identification (ANI)
- (b) Up to 7 Digit Outpulsing of Access Digits to Customer
- (c) Alternate Traffic Routing
- (d) Band Advance Arrangement for Use with WATS Access Line Service
- (e) Hunt Group Arrangement for Use with WATS Access Line Service
- (f) Uniform Call Distribution Arrangement for Use with WATS Access Line Service
- (g) Nonhunting Number for Use with Hunt Group Arrangement or Uniform Call Distribution Arrangement for Use with WATS Access Line Service
- (h) Flexible Automatic Number Identification (Flex ANI)

(2) Transport Termination Optional Features

- (a) Rotary Dial Station Signaling

(3) Switched Transport Optional Features

- (a) Customer Specification of Switched Transport Termination
- (b) Supervisory Signaling (as set forth in 6.1.3(B)(6)(a) preceding)
- (c) Customer Specified Entry Switch Receive Level

(C)

(C)

(T)

(This page filed under Transmittal No. 634)

Issued: September 1, 1993

Effective: December 1, 1993

Senior Vice President
201 East Fourth Street
Cincinnati, Ohio 45202

ACCESS SERVICE

6. Switched Access Service (Cont'd)

6.2 Provision and Description of Switched Access Service Feature Groups
(Cont'd)

6.2.2 Feature Group B (FGB) (Cont'd)

(D)
|
(D)

(C) Transmission Specifications

FGB is provided with either Type B or Type C Transmission Specifications. The specifications for the associated parameters are guaranteed to the end office when routed directly or to the first point of switching when routed via an access tandem. Type C Transmission Specifications are provided

ACCESS SERVICE

6. Switched Access Service (Cont'd)6.2 Provision and Description of Switched Access Service Feature Groups
(Cont'd)6.2.2 Feature Group B (FGB) (Cont'd)(C) Transmission Specifications (Cont'd)

with Interface Group 1 and Type B is provided with Interface Groups 2, 6 and 9. Type DB Data Transmission Parameters are provided with FGB to the first point of switching.

(D) Testing Capabilities

FGB is provided, in the terminating direction where equipment is available, with seven digit access to balance (100 type) test line, milliwatt (102 type) test line, nonsynchronous or synchronous test line, automatic transmission measuring (105 type) test line, data transmission (107 type) test line, loop around test line, short circuit test line and open circuit test line. In addition to the tests described in 6.1.6 preceding which are included with the installation of service, additional Cooperative Acceptance Testing, Automatic Scheduled Testing, Cooperative Scheduled Testing, Manual Scheduled Testing and Nonscheduled Testing are available as set forth in 13.3.5 following.

6.2.3

(D)

(D)

(This page filed under Transmittal No. 684)

Issued: August 1, 1995

Effective: September 15, 1995

Senior Vice President
201 East Fourth Street
Cincinnati, Ohio 45202

ACCESS SERVICE

6. Switched Access Service (Cont'd)

6.2 Provision and Description of Switched Access Service Feature Groups
(Cont'd)

6.2.3

(D)

(This page filed under Transmittal No. 684)

Issued: August 1, 1995

Effective: September 15, 1995

Senior Vice President
201 East Fourth Street
Cincinnati, Ohio 45202

ACCESS SERVICE

6. Switched Access Service (Cont'd)

6.2 Provision and Description of Switched Access Service Feature Groups
(Cont'd)

6.2.3

(D)

(D)

(This page filed under Transmittal No. 684)

Issued: August 1, 1995

Effective: September 15, 1995

Senior Vice President
201 East Fourth Street
Cincinnati, Ohio 45202

ACCESS SERVICE

6. Switched Access Service (Cont'd)

6.2 Provision and Description of Switched Access Service Feature Groups
(Cont'd)

6.2.3

(D)

(D)

(This page filed under Transmittal No. 684)

Issued: August 1, 1995

Effective: September 15, 1995

Senior Vice President
201 East Fourth Street
Cincinnati, Ohio 45202

ACCESS SERVICE

6. Switched Access Service (Cont'd)

6.2 Provision and Description of Switched Access Service Feature Groups
(Cont'd)

6.2.3 (D)

(D)

(This page filed under Transmittal No. 684)

Issued: August 1, 1995

Effective: September 15, 1995

Senior Vice President
201 East Fourth Street
Cincinnati, Ohio 45202

ACCESS SERVICE

6. Switched Access Service (Cont'd)

6.2 Provision and Description of Switched Access Service Feature Groups
(Cont'd)

6.2.3

(D)

(D)

(This page filed under Transmittal No. 684)

Issued: August 1, 1995

Effective: September 15, 1995

Senior Vice President
201 East Fourth Street
Cincinnati, Ohio 45202

ACCESS SERVICE

6. Switched Access Service (Cont'd)

6.2 Provision and Description of Switched Access Service Feature Groups
(Cont'd)

6.2.3

(D)

(D)

6.2.4 Feature Group D (FGD)

(A) Description

- (1) FGD is provided at Telephone Company designated electronic end office switches whether routed directly or via Telephone Company designated electronic access tandem switches.

For Feature Group D with CCSAC, the CCSAC option is provided through Telephone Company-designated STPs.

- (2) FGD is provided as trunk side switching through the use of end office or access tandem switch trunk equipment. The switch trunk equipment may be provided with wink start start-pulsing signals and answer and disconnect supervisory signaling, or, without signaling when the CCSAC optional feature is specified.
- (3) FGD switching is provided with multifrequency address signaling or common channel signaling. Up to 12 digits of the called party number dialed by the customer's end user using dual tone multifrequency, dial pulse address, or common channel (out-of-band) signals will be provided by Telephone Company equipment to the customer's premises where the Switched Access Service terminates.

(This page filed under Transmittal No. 684)

Issued: August 1, 1995

Effective: September 15, 1995

Senior Vice President
201 East Fourth Street
Cincinnati, Ohio 45202

ACCESS SERVICE

6. Switched Access Service (Cont'd)6.2 Provision and Description of Switched Access Service Feature Groups
(Cont'd)6.2.4 Feature Group D (FGD) (Cont'd)(A) Description (Cont'd)

- (4) FGD switching, when used in the terminating direction, may be used to access valid NXXs in the LATA, time or weather announcement services of the Telephone Company, community information services of an information service provider, and other customers' services (by dialing the appropriate codes) when such services can be reached using valid NXX codes. When directly routed to an end office, only those valid NXX codes served by that office may be accessed. When routed through an access tandem, only those valid NXX codes served by end offices subtending the access tandem may be accessed. The customer will also be billed additional non-access charges for calls to certain community information services, for which rates are applicable under Telephone Company exchange service tariffs, e.g., 976 (DIAL-IT) Network Service. Additionally, non-access charges will also be billed for calls from a FGD trunk to another customer's service in accordance with that customer's applicable service rates when the Telephone Company performs the billing function for that customer. Calls in the terminating direction will not be completed to 950-XXXX (C) access codes, local operator assistance (0- and 0+), Directory Assistance (411 and 555-1212), service codes 611 and 911 and 10XXX and 10XXXX access codes. Calls (C) will be completed to Directory Assistance (NPA-555-1212 or 555-1212) when FGD switching is combined with Directory Assistance switching. The combination of FGD Switched Access Service with DA Service is provided as set forth in 9. following. FGD may not be switched, in the terminating direction, to Switched Access Service Feature Groups B or D. (C)

(This page filed under Transmittal No. 684)

Issued: August 1, 1995

Effective: September 15, 1995

Senior Vice President
201 East Fourth Street
Cincinnati, Ohio 45202

ACCESS SERVICE

6. Switched Access Service (Cont'd)6.2 Provision and Description of Switched Access Service Feature Groups
(Cont'd)6.2.4 Feature Group D (FGD) (Cont'd)(A) Description (Cont'd)

- (5) The Telephone Company will establish a trunk group or groups for the customer at end office switches or access tandem switches where FGD switching is provided. When required by technical limitations, a separate trunk group will be established for each type of FGD switching arrangement provided. Different types of FGD or other switching arrangements may be combined in a single trunk group at the option of the Telephone Company.
- (6) The access code for FGD switching is a uniform access code of the form 10XXX or 10XXXX. These uniform access codes will be the assigned access numbers of all FGD access provided to the customer by the Telephone Company. In addition, when the customer elects the FGD with 950 Access optional feature described in 6.3.1(X) following, FGD calls may also be originated using the customer's 950-XXXX access code. No access code is required for calls to a customer over FGD Switched Access Service if the end user's telephone exchange service is arranged for subscription to that customer, as set forth (C) in 13. following.

Where no access code is required, the number dialed by the customer's end user shall be a seven or ten digit number for calls in the North American Numbering Plan (NANP). For international calls outside the NANP, a seven to twelve digit number may be dialed. The form of the numbers dialed by the customer's end user is 0 or 1 + NXX-XXXX, 0 or 1 + NPA + NXX-XXXX, and, when the end office is equipped for International Direct Distance Dialing (IDDD), 01 + CC + NN or 011 + CC + NN.

When the 10XXX or 10XXXX access code is used, FGD switching also provides access to a variety of services available through the customer's system or at the customer's option, the end-of-dialing digit (#) for cut-through access to the customer's premises.

(This page filed under Transmittal No. 755)

Issued: November 13, 2000

Effective: November 28, 2000

Vice President
201 East Fourth Street
Cincinnati, Ohio 45202

ACCESS SERVICE

6. Switched Access Service (Cont'd)6.2 Provision and Description of Switched Access Service Feature Groups
(Cont'd)6.2.4 Feature Group D (FGD) (Cont'd)(A) Description (Cont'd)

- (7) FGD switching will be arranged to accept calls from telephone exchange service locations without the need for dialing the 10XXX or 10XXXX uniform access code. Each telephone exchange service line may be marked with an IC Subscription code to identify which 10XXX or 10XXXX code its calls will be directed to for interLATA service. IC Subscription codes are applied as set forth in 13. following. (C)
- (8) When a customer has had FGB access in an end office and subsequently replaces the FGB access with FGD access, the Telephone Company will, for a period of up to 90 days, direct calls dialed by the customer's end users using the customer's previous FGB access code to the customer's FGD access service. The customer must be prepared to handle normally dialed FGD calls as well as calls dialed with the FGB access code which require the customer to receive additional address signaling from the end user. Such calls will be rated as FGD.
- (9) For FGD Switched Access Service provided to a Mobile Telephone Switching Office (MTSO) interconnected to a Telephone Company access tandem, the customer will be assessed charges only from the customer point of presence to the access tandem. Entrance Facility charges, Tandem Switched Transmission Charges, tandem-switching charges and the Interconnection charge will apply as appropriate.

(This page filed under Transmittal No. 755)

Issued: November 13, 2000

Effective: November 28, 2000

Vice President
201 East Fourth Street
Cincinnati, Ohio 45202

ACCESS SERVICE

6. Switched Access Service (Cont'd)6.2 Provision and Description of Switched Access Service Feature Groups
(Cont'd)6.2.4 Feature Group D (FGD) (Cont'd)(A) Description (Cont'd)

- (7) FGD switching will be arranged to accept calls from telephone exchange service locations without the need for dialing the 10XXX or 10XXXX uniform access code. Each telephone exchange service line may be marked with a presubscription code to identify which 10XXX or 10XXXX code its calls will be directed to for interLATA service. Presubscription codes are applied as set forth in 13. following. (C)
- (8) When a customer has had FGB access in an end office and subsequently replaces the FGB access with FGD access, the Telephone Company will, for a period of up to 90 days, direct calls dialed by the customer's end users using the customer's previous FGB access code to the customer's FGD access service. The customer must be prepared to handle normally dialed FGD calls as well as calls dialed with the FGB access code which require the customer to receive additional address signaling from the end user. Such calls will be rated as FGD.
- (9) For FGD Switched Access Service provided to a Mobile Telephone Switching Office (MTSO) interconnected to a Telephone Company access tandem, the customer will be assessed charges only from the customer point of presence to the access tandem. Entrance Facility charges, Tandem Switched Transmission Charges, tandem-switching charges and the Interconnection charge will apply as appropriate.

(This page filed under Transmittal No. 684)

Issued: August 1, 1995

Effective: September 15, 1995

Senior Vice President
201 East Fourth Street
Cincinnati, Ohio 45202

ACCESS SERVICE

6. Switched Access Service (Cont'd)

6.2 Provision and Description of Switched Access Service Feature Groups
(Cont'd)

6.2.4 Feature Group D (FGD) (Cont'd)

(A) Description (Cont'd)

(D)

(D)

(x) Issued in compliance with the Report and Order of the Federal Communications Commission in CC Docket No. 86-1, released March 21, 1986.

Issued: April 1, 1986

Effective: June 1, 1986

Vice President
201 East Fourth Street
Cincinnati, Ohio 45202

ACCESS SERVICE

6. Switched Access Service (Cont'd)

6.2 Provision and Description of Switched Access Service Feature Groups
(Cont'd)

6.2.4 Feature Group D (FGD) (Cont'd)

(B) Optional Features

(1) Common Switching Optional Features

- (a) Automatic Number Identification (ANI)
- (b) Service Class Routing
- (c) Alternate Traffic Routing
- (d) Call Gapping Arrangement
- (e) Trunk Access Limitation
- (f) International Carrier Option
- (g) End Office End User Line Service Screening for Use with WATS Access Line Service
- (h) Hunt Group Arrangement for Use with WATS Access Line Service
- (i) Uniform Call Distribution Arrangement for Use with WATS Access Line Service
- (j) Nonhunting Number for Use with Hunt Group Arrangement or Uniform Call Distribution Arrangement for Use with WATS Access Line Service
- (k) Band Advance Arrangement for Use with WATS Access Line Service
- (l) Cut-Through
- (m) Feature Group D with 950 Access
- (n) Calling Party Number (CPN)
- (o) Charge Number (CN)
- (p) Carrier Selection Parameter (CSP)

(2) Transport Termination Optional Features

- (a) Operator Trunk, Full Feature Arrangement

Certain regulations previously found on this page now appear on Page 108.48.

(This page filed under Transmittal No. 688)

Issued: November 21, 1995

Effective: January 4, 1996

Senior Vice President
201 East Fourth Street
Cincinnati, Ohio 45202

ACCESS SERVICE

6. Switched Access Service (Cont'd)6.2 Provision and Description of Switched Access Service Feature Groups
(Cont'd)6.2.4 Feature Group D (FGD) (Cont'd)(B) Optional Features (Cont'd)

(M)

(3) Switched Transport Optional Features(a) Supervisory Signaling as set forth in
6.1.3(B)(6)(a) preceding.(b) Common Channel Signaling Access Capability
(CCSAC) as set forth in 6.1.3(B)(7)(a)
preceding.(c) 64CCC as set forth in 6.1.3(B)(6)(d)
preceding.(d) Signaling for Tandem Switching as set
forth in 6.1.3(B)(7)(c) preceding.

(M)(T)

(e) Carrier Identification Parameter (CIP) (N)
as set forth in 6.1.3(B)(7)(b) preceding.(N)(C) Transmission SpecificationsFGD is provided with either Type A, Type B or Type C
Transmission Specifications as follows:

- When routed directly to the end office either Type B or C is provided.
- When routed to an access tandem only Type A is provided.
- Type A is provided on the transmission path from the access tandem to the end office.

Type C Transmission Specifications are provided with
Interface Group 1. Type A and Type B Transmission
Specifications are provided with Interface Groups 2, 6
and 9.Type DA Data Transmission Parameters are provided for
the transmission path between the customer's premises
and the access tandem and between the access tandem and
the end office. Type DB Data Transmission Parameters
are provided with FGD for the transmission path between
the customer's premises and the end office when directly
routed to the end office.

Certain regulations on this page formerly appeared on Page 108.47.

(This page filed under Transmittal No. 688)

Issued: November 21, 1995

Effective: January 4, 1996

Senior Vice President
201 East Fourth Street
Cincinnati, Ohio 45202

ACCESS SERVICE

6. Switched Access Service (Cont'd)6.2 Provision and Description of Switched Access Service Feature Groups (Cont'd)6.2.4 Feature Group D (FGD) (Cont'd)(D) Testing Capabilities

FGD is provided, in the terminating direction where equipment is available, with seven digit access to balance (100 type) test line, milliwatt (102 type) test line, nonsynchronous or synchronous test line, automatic transmission measuring (105 type) test line, data transmission (107 type) test line, loop around test line, short circuit test line and open circuit test line. In addition to the tests described in 6.1.6 preceding which are included with the installation of service, additional Cooperative Acceptance Testing, Automatic Scheduled Testing, Cooperative Scheduled Testing, Manual Scheduled Testing, and Nonscheduled Testing, are available for FGD as set forth in 13.3.5 following.

6.3 Local Switching Optional Features

Following are descriptions of the various optional features that are available in lieu of, or in addition to, the standard features provided with the Feature Groups.

6.3.1 Common Switching(A) Call Denial on Line or Hunt Group

This option allows for the screening of terminating calls within the LATA, and for the completion only of calls to 611, 911, 800, 555-1212, and a Telephone Company specified set of NXXs within the Telephone Company local exchange calling area of the dial tone office in which the arrangement is provided. All other "toll" calls are routed to a reorder tone or recorded announcement. This feature is provided in all Telephone Company electronic end offices and, where available, in electromechanical end offices. It is available with

Feature Group A. Call Denial, Service Code Denial and (C)
900/700/976 Call Blocking are mutually exclusive. (C)

ACCESS SERVICE

6. Switched Access Service (Cont'd)6.3 Local Switching Optional Features (Cont'd)6.3.1 Common Switching (Cont'd)(B) Service Code Denial on Line or Hunt Group

This option allows for the screening of terminating calls within the LATA, and for disallowing completion of calls to 0- and N11 (e.g., 611, and 911). This feature is provided where available in all Telephone Company electronic end offices and electromechanical end offices. It is available with Feature Group A. Service Code Denial, Call Denial and 900/700/976 Call Blocking (C) are mutually exclusive. (C)

(C) Hunt Group Arrangement

This option provides the ability to sequentially access one of two or more line side connections in the originating direction, when the access code of the line group is dialed. This feature is provided in all Telephone Company end offices. It is available with Feature Group A. FGA services with different methods of providing off-hook supervisory signaling (i.e., provided by customer's equipment vs forwarded by customer's equipment when the called party answers) cannot be mixed in the same group arrangement.

(D) Uniform Call Distribution Arrangement

This option provides a type of multiline hunting arrangement which provides for an even distribution of calls among the available lines in a hunt group. Where available, this feature is provided in Telephone Company electronic end offices only. It is available with Feature Group A.

ACCESS SERVICE

6. Switched Access Service (Cont'd)6.3 Local Switching Optional Features (Cont'd)6.3.1 Common Switching (Cont'd)(E) Nonhunting Number for Use with Hunt Group or Uniform Call Distribution Arrangement

This option provides an arrangement for an individual line within a multiline hunt or uniform call distribution group that provides access to that line within the hunt or uniform call distribution group when it is idle or provides busy tone when it is busy, when the nonhunting number is dialed. Where available, this feature is provided in Telephone Company electronic end offices only. It is available with Feature Group A.

(F) Automatic Number Identification (ANI)

This option provides the automatic transmission of a seven or ten digit number and information digits to the customer's premises for calls originating in the LATA, to identify the calling station. The ANI feature is an end office software function which is associated on a call-by-call basis with (1) all individual transmission paths in a trunk group routed directly between an end office and a customer's premises or, where technically feasible, with (2) all individual transmission paths in a trunk group between an end office and an access tandem, and a trunk group between an access tandem and a customer's premises.

The seven digit ANI telephone number is available with Feature Group B. With these Feature Groups, technical (C)

limitations may exist in Telephone Company switching facilities which require ANI to be provided only on a Direct-Trunked Transport basis. ANI will be transmitted on all calls except those originating from coin stations and coinless pay telephones using Feature Group B, or when an ANI failure has occurred.

ACCESS SERVICE

6. Switched Access Service (Cont'd)6.3 Local Switching Optional Features (Cont'd)6.3.1 Common Switching (Cont'd)(F) Automatic Number Identification (ANI) (Cont'd)

The ten digit ANI telephone number is only available with Feature Group D with multifrequency address signaling. When the CCSAC optional feature is specified, the customer may obtain an ANI equivalent by ordering the charge number (CN) optional feature as specified in 6.3.1 (K) following. The ten digit ANI telephone number consists of the Numbering Plan Area (NPA) plus the seven digit ANI telephone number. The ten digit ANI telephone number will be transmitted on all calls except those identified as ANI failure, in which case only the NPA will be transmitted (in addition to the information digits described below).

Also, ANI Information Indicator (ANI II) digits or Flexible ANI information digits will be provided to the customer along with the ten digit ANI telephone number.

- (1) The ANI Information Indicator (ANI II) digits identify: (1) telephone number is the station billing number - no special treatment required, (2) ANI failure has occurred in the end office switch which prevents identification of calling telephone number - must be obtained by operator or in some other manner, (3) hotel/motel originated call which requires room number identification, (4) coinless station, hospital, inmate, etc., call which requires special screening or handling by the customer, and (5) Local Exchange Company Coin. (S)

ANI information digits are either 00, 01, 02, 06, 07, 20, or 27. (S)

Customers who subscribe to ANI, may also elect to obtain expanded ANI digits, 52 for WATS, at no additional charge. Expanded ANI digits, 52 for WATS was previously provided in this tariff under the name Flexible ANI. (S)

- (x) Issued under authority of Special Permission No. 97-77 of the Federal Communications Commission to defer the scheduled effective date from March 6, 1997 to April 15, 1997.

(This page filed under Transmittal No. 702)

Issued: March 3, 1997

Effective: March 6, 1997

Senior Vice President
201 East Fourth Street
Cincinnati, Ohio 45202

ACCESS SERVICE

6. Switched Access Service (Cont'd)6.3 Local Switching Optional Features (Cont'd)6.3.1 Common Switching (Cont'd)(F) Automatic Number Identification (ANI) (Cont'd)

(2) Flexible Automatic Number Identification (Flex-ANI) (S)

The Flex-ANI feature is an Optional Switching Feature and enhancement to ANI. The feature is available on inband signaling or in the Originating Line Information Parameter in the Basic Initial Address Message (IAM) Delivery optional feature for SS7 signaling. Flex-ANI provides additional values for the Information Indicator (ii) digits that are associated with various classes of service not available with the standard ANI digits. The customer must have ANI in order to have Flex-ANI or may order the features simultaneously.

The following Flex-ANI are currently available:

29 Confinement/Detention Facility

70 Private Pay stations

All ii codes will be delivered to the customer when Flex ANI is ordered. (S)

Flexible ANI information digits must be ordered per Carrier Identification Code (CIC), per End Office and must be provisioned in conjunction with the ANI optional feature.

(S)

(S)

- (x) Issued under authority of Special Permission No. 97-77 of the Federal Communications Commission to defer the scheduled effective date from March 6, 1997 to April 15, 1997.

Certain material formerly appearing on this page now appears on page 108.53.1.

(This page filed under Transmittal No. 702)

Issued: March 3, 1997

Effective: March 6, 1997

Senior Vice President
201 East Fourth Street
Cincinnati, Ohio 45202

ACCESS SERVICE

6. Switched Access Service (Cont'd)6.3 Local Switching Optional Features (Cont'd)6.3.1 Common Switching (Cont'd)

- (G) Up to 7 Digit Outpulsing of Access Digits to Customer (S)
This option provides for the end office capability of providing up to 7 digits of the uniform access code 950-XXXX to the customer's premises. The customer can request that only some of the digits in the access code be forwarded. The access code digits would be provided to the customer's premises using multifrequency signaling, and transmission of the digits would precede the forwarding of ANI if that feature were provided. It is available with Feature Group B.
- (H) Cut-Through
This option allows end users of the customer to reach the customer's premises by using the end of dialing digit (#). This option provides for connection of the call to the premises of the customer indicated by the 10XXX or 10XXXX code upon receipt of the end of dialing digit (#). The Telephone Company will not record any other dialed digits for these calls. This option is available with Feature Group D. (S)

- (x) Issued under authority of Special Permission No. 97-77 of the Federal Communications Commission to defer the scheduled effective date from March 6, 1997 to April 15, 1997.

Certain material on this page formerly appeared on page 108.53.

(This page filed under Transmittal No. 702)

Issued: March 3, 1997

Effective: March 6, 1997

Senior Vice President
201 East Fourth Street
Cincinnati, Ohio 45202

ACCESS SERVICE

6. Switched Access Service (Cont'd)6.3 Local Switching Optional Features (Cont'd)6.3.1 Common Switching (Cont'd)(I) 900/976 Call Blocking

This option, where available, allows for the screening of terminating calls within the LATA for the purpose of blocking 900/976 or "dial-it" type calls only. 900/976 calls are routed to a reorder tone or to a recorded announcement. This option is available with Feature Group A. 900/976 Call Blocking, Call Denial and Service Code Denial are mutually exclusive.

900/976 Call Blocking blocks 1+900 and 976 dialed calls.

(J) Calling Party Number (CPN)

This option provides for the automatic transmission of the calling party's ten digit telephone number to the customer's premises for calls originating in the LATA. The ten digit telephone number consists of the NPA plus the seven digit telephone number, which may or may not be the same number as the calling station's charge number. The ten digit telephone number will be coded as presented, or restricted via a "Privacy Indicator" for delivery to the called end user. The specific protocol for CPN is contained in Technical Reference TR-TSV-000905. This feature is available only with Feature Group D when the CCSAC option is specified.

(K) Charge Number (CN)

This option provides for the automatic transmission of the ten digit billing number of the calling station number and originating line information. The specific protocol for CN is contained in Technical Reference TR-TSV-000905. This feature is available only with Feature Group D when CCSAC is specified.

(This page filed under Transmittal No. 689)

Issued: November 21, 1995

Effective: January 4, 1996

Senior Vice President
201 East Fourth Street
Cincinnati, Ohio 45202

ACCESS SERVICE

6. Switched Access Service (Cont'd)

6.3 Local Switching Optional Features (Cont'd)

6.3.1 Common Switching (Cont'd)

(L)

(D)
|
|
|
(D)

(M) Carrier Selection Parameter (CSP)

This option provides for the automatic transmission of a signaling indicator which signifies to the customer whether the call being processed originated from a presubscribed end user of that customer. The specific protocol for CSP is contained in Technical Reference TR-TSV-000905. This feature is available only with Feature Group D when CCSAC is specified.

(This page filed under Transmittal No. 684)

Issued: August 1, 1995

Effective: September 15, 1995

Senior Vice President
201 East Fourth Street
Cincinnati, Ohio 45202

ACCESS SERVICE

6. Switched Access Service (Cont'd)6.3 Local Switching Optional Features (Cont'd)6.3.1 Common Switching (Cont'd)(N) Service Class Routing

This option provides the capability of directing originating traffic from an end office to a trunk group to a customer designated premises, based on the line class of service (e.g., coin or hotel/motel), service prefix indicator (e.g., 0-, 0+, 01+ or 011+) or service access code (e.g., 500, 800 or 900). It is provided in suitably equipped end office or access tandem switches and is available with Feature Group D.

(C)

(O) Alternate Traffic Routing(1) Multiple Customer Premises Alternate Routing

This option provides the capability of directing originating traffic from an end office (or appropriately equipped access tandem) to a trunk group (the "high usage" group) to a customer designated premises until that group is fully loaded, and then delivering additional originating traffic (the "overflowing" traffic) from the same end office or access tandem to a different trunk group (the "final" group) to a second customer designated premises. It is provided in suitably equipped end office or access tandem switches and is available with Feature Groups B and D.

(C)

(2) End Office Alternate Routing

This option provides an alternate routing arrangement for customers who have access for a particular Feature Group to an end office via two routes: one route via an access tandem and one direct route. The feature allows the customers originating traffic from the end office to be offered first to the direct trunk group and then overflow to the Telephone access tandem group or to a TSP's access tandem group. It is provided in suitably equipped end offices and is available with Feature Groups B and D.

(This page filed under Transmittal No. 684)

Issued: August 1, 1995

Effective: September 15, 1995

Senior Vice President
201 East Fourth Street
Cincinnati, Ohio 45202

ACCESS SERVICE

6. Switched Access Service (Cont'd)6.3 Local Switching Optional Features (Cont'd)6.3.1 Common Switching (Cont'd)(P) Originating Line Number Screening Service (OLNS)

OLNS Service provides information concerning the nature of the subscriber's line from which a call originates. OLNS service sends a two digit code with the Automatic Number Identification (ANI) at the beginning of a call to the Interexchange Carrier (IXC) and Operator Service Provider (OSP). When an IXC or OSP receives a call, it can use the information about the nature of the originating location (i.e., whether prison inmate or private payphone) to determine whether to allow the call to be billed to the originating line or require another form of payment, such as a calling card.

The two digits sent are either Automatic Number Identification Information Indicators (ANI II) or Flexible Automatic Number Identification (Flex-ANI). The charge for OLNS is recovered from the IXC and OSP through the Flex-ANI charge.

(Q)

(R) International Carrier Option

This option allows for Feature Group D end offices or access tandem switches equipped for International Direct Distance Dialing to be arranged to forward the international calls of one or more international carriers to the customer (i.e., the Telephone Company is able to route originating international calls to a customer other than the one designated by the end user either through IC Subscription or 10XXX or 10XXXX dialing). This arrangement requires provision of written verification to the Telephone Company that the customer is authorized to forward such calls. The written verification must be in the form of a letter of agency authorizing the customer to order the option on behalf of the international carrier. This option is only provided at Telephone Company end offices or access tandems equipped for International Direct Distance Dialing. It is available with Feature Group D. (C)

(This page filed under Transmittal No. 755)

Issued: November 13, 2000

Effective: November 28, 2000

Vice President
201 East Fourth Street
Cincinnati, Ohio 45202

ACCESS SERVICE

6. Switched Access Service (Cont'd)6.3 Local Switching Optional Features (Cont'd)6.3.1 Common Switching (Cont'd)(S) Band Advance Arrangement for Use with WATS Access Line Service

This option, which is provided in association with two or more WATS Access Line Service groups, provides for the automatic overflow of terminating calls to a WATS Access Line Service group, when that group has exceeded its call capacity, to another WATS Access Line Service group with a band designation equal to or greater than that of the overflowing WATS Access Line Service group. This arrangement does not provide for call overflow from a group with a higher band designation to one with a lower one. This option is available with Features Groups A, B and D. (C)

(T) End Office End User Line Service Screening for Use with WATS Access Line Service

This option provides the ability to verify that an end user has dialed a called party address (by screening the called NPA and/or NXX on the basis of geographical bands selected by the Telephone Company) which is in accordance with that end user's service agreement with the customer, e.g., WATS. This option is provided in all Telephone Company electronic end offices and, where available, in electromechanical end offices in which WATS or Special Access Line Service is provided. It is available with Feature Group D. (C)

(U) Hunt Group Arrangement for Use with WATS Access Line Service

This option provides the ability to sequentially access one of two or more WATS Access Line Services (e.g., 800 Service access lines) in the terminating direction, when the hunting number of the WATS Access Line Service group is forwarded from the customer to the Telephone Company. This feature is provided in all Telephone Company end offices in which WATS Access Line Service is provided. It is available with Feature Groups A, B and D. (C)

(This page filed under Transmittal No. 684)

Issued: August 1, 1995

Effective: September 15, 1995

Senior Vice President
201 East Fourth Street
Cincinnati, Ohio 45202

ACCESS SERVICE

6. Switched Access Service (Cont'd)6.3 Local Switching Optional Features (Cont'd)6.3.1 Common Switching (Cont'd)(V) Uniform Call Distribution Arrangement for Use with WATS Access Line Service

This option provides a type of multiline hunting arrangement which provides for an even distribution of terminating calls among the available WATS Access Line Services in the hunt group. Where available, this feature is only provided in Telephone Company electronic end offices in which WATS Access Line Service is provided. It is available with Feature Groups A, B and D.

(C)

(W) Nonhunting Number for Use with Hunt Group Arrangement or Uniform Call Distribution Arrangement for Use with WATS Access Line Service

This option provides an arrangement for an individual WATS Access Line Service within a multiline hunt or uniform call distribution group that provides access to that WATS Access Line Service within the hunt or uniform call distribution group when it is idle or provides busy tone when it is busy, when the nonhunting number is dialed. Where available, this feature is only provided in Telephone Company electronic end offices in which WATS Access Line Service is provided. It is available with Feature Groups A, B and D.

(C)

(X) Feature Group D with 950 Access

This option provides for the routing of originating calls dialed using a customer's 950-XXXX access code to the customer over Feature Group D trunks, using Feature Group D signaling protocols and technical specifications. The customer's switch must be prepared to differentiate between standard Feature Group D calls and 950-dialed calls delivered over the same trunk group, and must also differentiate between Non-Public Stations and Coin or Hotel/Motel Stations. Where technically feasible, this feature is available with Feature Group D.

(This page filed under Transmittal No. 684)

Issued: August 1, 1995

Effective: September 15, 1995

Senior Vice President
201 East Fourth Street
Cincinnati, Ohio 45202

ACCESS SERVICE

6. Switched Access Service (Cont'd)

6.3 Local Switching Optional Features (Cont'd)

6.3.2 Transport Termination

(A) Rotary Dial Station Signaling

This option provides for the transmission of called party address signaling from rotary dial stations to the customer's premises for originating calls. This option is provided in the form of a specific type of Transport Termination. It is available with Feature Group B, only on a Direct-Trunked Transport basis.

(B)

(D)

(D)

(This page filed under Transmittal No. 684)

Issued: August 1, 1995

Effective: September 15, 1995

Senior Vice President
201 East Fourth Street
Cincinnati, Ohio 45202

ACCESS SERVICE

6. Switched Access Service (Cont'd)

6.3 Local Switching Optional Features (Cont'd)

6.3.2 Transport Termination (Cont'd)

(B)

(D)

(D)

(This page filed under Transmittal No. 684)

Issued: August 1, 1995

Effective: September 15, 1995

Senior Vice President
201 East Fourth Street
Cincinnati, Ohio 45202

ACCESS SERVICE

6. Switched Access Service (Cont'd)6.3 Local Switching Optional Features (Cont'd)6.3.2 Transport Termination (Cont'd)(C) Operator Trunk - Full Feature

This option provides the operator functions available in the end office to the customer's operator. These functions are (1) Operator Released, (2) Operator Attached, (3) Coin Collect, (4) Coin Return, and (5) Ringback. It is available with Feature Group D and is provided as a trunk type for Switched Transport Termination. This option is not available in combination with the CCSAC option.

6.3.3 WATS Access Line Termination

The WATS Access Line or Voice Grade Special Access Service Terminations are differentiated by line side vs. trunk side terminations. The standard WATS Access Line or Voice Grade Special Access arrangement is available with a line side termination. There are various types of originating and terminating line side terminations depending on the type of signaling associated with the WATS Access Line or Voice Grade Special Access Service (i.e., loop start or ground start). Line side terminations are available with dual tone multi-frequency address signaling. (C)

(This page filed under Transmittal No. 684)

Issued: August 1, 1995

Effective: September 15, 1995

Senior Vice President
201 East Fourth Street
Cincinnati, Ohio 45202

ACCESS SERVICE

6. Switched Access Service (Cont'd)6.4 Transmission Specifications

Each Switched Access Service transmission path is provided with standard transmission specifications. There are three different standard specifications (Types A, B and C). The standard for a particular transmission path is dependent on the Feature Group, the Interface Group and whether the service is directly routed or via an access tandem. The available transmission specifications are set forth in 6.4.1 following. Data Transmission Parameters are also provided with each Switched Access Service transmission path. The Telephone Company will, upon notification by the customer that the data parameters set forth in 6.4.2(A) or 6.4.2(B) are not being met, conduct tests independently or in cooperation with the customer, and take any necessary action to insure that the data parameters are met.

The Telephone Company will maintain existing transmission specifications on functioning service configurations installed prior to the effective date of this tariff except that service configurations having performance specifications exceeding the standards listed in this provision will be maintained at performance levels specified in this tariff.

The transmission specifications contained in this Section are immediate action limits. Acceptance limits are set forth in Technical Reference TR-NPL-000334. This Technical Reference also provides the basis for determining Switched Access Service maintenance limits. Transmission specifications for CCSAC signaling connections are set forth in Technical Reference TR-TSV-000905.

(C)
|
(C)

Issued: November 27, 1991

Effective: February 25, 1992

Senior Vice President
201 East Fourth Street
Cincinnati, Ohio 45202

ACCESS SERVICE

6. Switched Access Service (Cont'd)

6.4 Transmission Specifications (Cont'd)

6.4.1 Standard Transmission Specifications

Following are descriptions of the three Standard Transmission Specifications available with Switched Access Service Feature Groups. The specific applications in terms of the Feature Groups and Interface Groups with which the Feature Group Standard Transmission Specifications are provided are set forth in 6.2.1(C), 6.2.2(C) and 6.2.4(C) preceding. (C)

(A) Type A Transmission Specifications

Type A Transmission Specifications is provided with the following parameters:

(1) Loss Deviation

The maximum Loss Deviation of the 1004 Hz loss relative to the Expected Measured Loss (EML) is
+ 2.0 dB

ACCESS SERVICE

6. Switched Access Service (Cont'd) (M)6.4 Transmission Specifications (Cont'd) (T)6.4.1 Standard Transmission Specifications (Cont'd) (M)(A) Type A Transmission Specifications (Cont'd)(2) Attenuation Distortion

The maximum Attenuation Distortion in the 404 to 2804 Hz frequency band relative to the loss at 1004 Hz is -1.0 dB to +3.0 dB.

(3) C-Message Noise

The maximum C-Message Noise for the transmission path at the route miles listed is less than or equal to:

<u>Route Miles</u>	<u>C-Message Noise</u>
less than 50	32 dBrnCO
51 to 100	34 dBrnCO
101 to 200	37 dBrnCO
201 to 400	40 dBrnCO
401 to 1000	42 dBrnCO

(4) C-Notch Noise

The maximum C-Notch Noise, utilizing a -16 dBmO holding tone, is less than or equal to 45 dBrnCO.

(5) Echo Control

Echo Control, identified as Equal Level Echo Path Loss, and expressed as Echo Return Loss and Singing Return Loss, is dependent on the routing, i.e., whether the service is routed directly from the customer's point of termination (POT) to the end office or via an access tandem. It is equal to or greater than the following:

(M)

Regulations on this page formerly appeared in ECA Tariff F.C.C. NO. 1 on 1st Revised Page 216.

Issued: July 2, 1985

Effective: October 1, 1985

Vice President
201 East Fourth Street
Cincinnati, Ohio 45202

ACCESS SERVICE

6. Switched Access Service (Cont'd) (M)6.4 Transmission Specifications (Cont'd) (T)6.4.1 Standard Transmission Specifications (Cont'd) (M)(A) Type A Transmission Specifications (Cont'd)(5) Echo Control (Cont'd)

	<u>Echo Return Loss</u>	<u>Singing Return Loss</u>
POT to Access Tandem	21 dB	14 dB
POT to End Office		
- Direct	N/A	N/A
- Via Access Tandem	16 dB	11 dB

(M)

(D)

(D)

(B) Type B Transmission Specifications (M)

Type B Transmission Specifications is provided with the following parameters:

(1) Loss Deviation

The maximum Loss Deviation of the 1004 Hz loss relative to the Expected Measured Loss (EML) is + 2.5 dB.

(2) Attenuation Distortion

The maximum Attenuation Distortion in the 404 to 2804 Hz frequency band relative to loss at 1004 Hz is -2.0 dB to +4.0 dB.

(M)

Regulations on this page formerly appeared in ECA Tariff F.C.C. NO. 1 on 1st Revised Page 217.

Issued: July 2, 1985

Effective: October 1, 1985

Vice President
201 East Fourth Street
Cincinnati, Ohio 45202

ACCESS SERVICE

6. Switched Access Service (Cont'd)6.4 Transmission Specifications (Cont'd)6.4.1 Standard Transmission Specifications (Cont'd)(B) Type B Transmission Specifications (Cont'd)(3) C-Message Noise

The maximum C-Message Noise for the transmission path at the route miles listed is less than or equal to:

<u>Route Miles</u>	<u>C-Message Noise*</u>	
	<u>Type B1</u>	<u>Type B2</u>
less than 50	32 dBrnC0	35 dBrnC0
51 to 100	33 dBrnC0	37 dBrnC0
101 to 200	35 dBrnC0	40 dBrnC0
201 to 400	37 dBrnC0	43 dBrnC0
401 to 1000	39 dBrnC0	45 dBrnC0

(4) C-Notch Noise

The maximum C-Notch Noise, utilizing a -16 dBm0 holding tone is less than or equal to 47 dBrnC0.

(5) Echo Control

Echo Control, identified as Impedance Balance for FGA and FGB and Equal Level Echo Path Loss for FGD, and expressed as Echo Return Loss (ERL) and Singing Return Loss (SRL), is dependent on the routing, i.e., whether the service is routed directly from the customer's point of termination (POT) to the end office or via an access tandem. The ERL and SRL also differ by Feature Group, type of termination, and type of transmission path. They are greater than or equal to the following:

(C)

* For Feature Group D only Type B2 will be provided. For Feature Groups A and B, Type B1 and B2 will be provided as set forth in Technical Reference TR-NPL-000334.

(C)

ACCESS SERVICE

6. Switched Access Service (Cont'd)6.4 Transmission Specifications (Cont'd)6.4.1 Standard Transmission Specifications (Cont'd)(B) Type B Transmission Specifications (Cont'd)(5) Echo Control (Cont'd)

	<u>Echo Return Loss</u>	<u>Singing Return Loss</u>
POT to Access Tandem		
- Terminated in		
4-Wire trunk	21 dB	14 dB
- Terminated in		
2-Wire trunk	16 dB	11 dB
POT to End Office		
- Direct	16 dB	11 dB
- Via Access Tandem		
. For FGB access	8 dB	4 dB

(P)

(D)

(This page filed under Transmittal No. 684)

Issued: August 1, 1995

Effective: September 15, 1995

Senior Vice President
201 East Fourth Street
Cincinnati, Ohio 45202

ACCESS SERVICE

6. Switched Access Service (Cont'd)6.4 Transmission Specifications (Cont'd)6.4.1 Standard Transmission Specifications (Cont'd)(C) Type C Transmission Specifications

Type C Transmission Specifications is provided with the following parameters:

(1) Loss Deviation

The maximum Loss Deviation of the 1004 Hz loss relative to the Expected Measured Loss (EML) is + 3.0 dB.

(2) Attenuation Distortion

The maximum Attenuation Distortion in the 404 to 2804 Hz frequency band relative to loss at 1004 Hz is -2.0 dB to +5.5 dB.

(3) C-Message Noise

The maximum C-Message Noise for the transmission path at the route miles listed is less than or equal to:

<u>Route Miles</u>	<u>C-Message Noise*</u>	
	<u>Type C1</u>	<u>Type C2</u>
less than 50	32 dBrnC0	38 dBrnC0
51 to 100	33 dBrnC0	39 dBrnC0
101 to 200	35 dBrnC0	41 dBrnC0
201 to 400	37 dBrnC0	43 dBrnC0
401 to 1000	39 dBrnC0	45 dBrnC0

(4) C-Notch Noise

The maximum C-Notch Noise, utilizing a -16 dBm0 holding tone is less than or equal to 47 dBrnC0.

* For Feature Group D only Type C2 will be provided. For Feature Groups A and B, Type C1 or C2 will be provided as set forth in Technical Reference TR-NPL-000-334. (C)

ACCESS SERVICE

6. Switched Access Service (Cont'd)6.4 Transmission Specifications (Cont'd)6.4.1 Standard Transmission Specifications (Cont'd)(C) Type C Transmission Specifications (Cont'd)(5) Echo Control

Echo Control, identified as Return Loss and expressed as Echo Return Loss and Singing Return Loss is equal to or greater than the following:

	<u>Echo Return Loss</u>	<u>Singing Return Loss</u>
POT to End Office		
- Direct	13 dB	6 dB

(D)

(D)

(x) Issued in compliance with the Report and Order of the Federal Communications Commission in CC Docket No. 86-1, released March 21, 1986.

Issued: April 1, 1986

Effective: June 1, 1986

Vice President
201 East Fourth Street
Cincinnati, Ohio 45202

ACCESS SERVICE

6. Switched Access Service (Cont'd)

6.4 Transmission Specifications (Cont'd)

6.4.1 Standard Transmission Specifications (Cont'd)

(D)

(D)

(x) Issued in compliance with the Report and Order of the Federal Communications Commission in CC Docket No. 86-1, released March 21, 1986.

Issued: April 1, 1986

Effective: June 1, 1986

Vice President
201 East Fourth Street
Cincinnati, Ohio 45202

ACCESS SERVICE

6. Switched Access Service (Cont'd)

6.4 Transmission Specifications (Cont'd)

6.4.1 Standard Transmission Specifications (Cont'd)

6.4.2 Data Transmission Parameters

Two types of Data Transmission Parameters, i.e., Type DA and Type DB, are provided for the Feature Group arrangements. The specific applications in terms of the Feature Groups with which they are provided are set forth in 6.2.1(C), 6.2.2(C) and 6.2.4(C) preceding. Following are descriptions of each. (C)

(A) Data Transmission Parameters Type DA

(1) Signal to C-Notched Noise Ratio

The Signal to C-Notched Noise Ratio is equal to or greater than 33 dB.

(This page filed under Transmittal No. 684)

Issued: August 1, 1995

Effective: September 15, 1995

Senior Vice President
201 East Fourth Street
Cincinnati, Ohio 45202

ACCESS SERVICE

6. Switched Access Service (Cont'd) (M)6.4 Transmission Specifications (Cont'd) (T)6.4.2 Data Transmission Parameters (Cont'd) (M)(A) Data Transmission Parameters Type DA (Cont'd)(2) Envelope Delay Distortion

The maximum Envelope Delay Distortion for the frequency bands and route miles specified is:

604 to 2804 Hz

less than 50 route miles	500 microseconds
equal to or greater than 50 route miles	900 microseconds

1004 to 2404 Hz

less than 50 route miles	200 microseconds
equal to or greater than 50 route miles	400 microseconds

(3) Impulse Noise Counts

The Impulse Noise Counts exceeding a 65 dBrnC0 threshold in 15 minutes is no more than 15 counts.

(4) Intermodulation Distortion

The Second Order (R2) and Third Order (R3) Intermodulation Distortion products are equal to or greater than:

Second Order (R2)	33 dB
Third Order (R3)	37 dB

(5) Phase Jitter

The Phase Jitter over the 4-300 Hz frequency band is less than or equal to 5' peak-to-peak.

(6) Frequency Shift

The maximum Frequency Shift does not exceed -2 to +2 Hz.

(M)

Regulations on this page formerly appeared in ECA Tariff F.C.C. NO. 1 on 1st Revised Page 222.

Issued: July 2, 1985

Effective: October 1, 1985

Vice President
201 East Fourth Street
Cincinnati, Ohio 45202

ACCESS SERVICE

6. Switched Access Service (Cont'd) (M)6.4 Transmission Specifications (Cont'd) (T)6.4.2 Data Transmission Parameters (Cont'd) (M)(B) Data Transmission Parameters Type DB(1) Signal to C-Notched Noise Ratio

The signal to C-Notched Noise Ratio is equal to or greater than 30 dB.

(2) Envelope Delay Distortion

The maximum Envelope Delay Distortion for the frequency bands and route miles specified is:

	<u>604 to 2804 Hz</u>	
less than 50 route miles		800 microseconds
equal to or greater than 50 route miles		1000 microseconds

	<u>1004 to 2404 Hz</u>	
less than 50 route miles		320 microseconds
equal to or greater than 50 route miles		500 microseconds

(3) Impulse Noise Counts

The Impulse Noise Counts exceeding a 67 dBrnC0 threshold in 15 minutes is no more than 15 counts.

(4) Intermodulation Distortion

The Second Order (R2) and Third Order (R3) Intermodulation Distortion products are equal to or greater than:

Second Order (R2)	31 dB
Third Order (R3)	34 dB

(5) Phase Jitter

The Phase Jitter over the 4-300 Hz frequency band is less than or equal to 7' peak-to-peak.

(6) Frequency Shift

The maximum Frequency Shift does not exceed -2 to +2 Hz.

(M)

Regulations on this page formerly appeared in ECA Tariff F.C.C. NO. 1 on 1st Revised Page 223.

Issued: July 2, 1985

Effective: October 1, 1985

Vice President
201 East Fourth Street
Cincinnati, Ohio 45202

ACCESS SERVICE

6. Switched Access Service (Cont'd)

6.4 Transmission Specifications (Cont'd)

6.4.2 Data Transmission Parameters (Cont'd)

(D)

(D)

(x) Issued in compliance with the Report and Order of the Federal Communications Commission in CC Docket No. 86-1, released March 21, 1986.

Issued: April 1, 1986

Effective: June 1, 1986

Vice President
201 East Fourth Street
Cincinnati, Ohio 45202

ACCESS SERVICE

6. Switched Access Service (Cont'd)

6.4 Transmission Specifications (Cont'd)

(D)

(D)

(x) Issued in compliance with the Report and Order of the Federal Communications Commission in CC Docket No. 86-1, released March 21, 1986.

Issued: April 1, 1986

Effective: June 1, 1986

Vice President
201 East Fourth Street
Cincinnati, Ohio 45202

ACCESS SERVICE

6. Switched Access Service (Cont'd)

6.5 Obligations of the Telephone Company

In addition to the obligations of the Telephone Company set forth in 2. preceding, the Telephone Company has certain other obligations pertaining only to the provision of Switched Access Service. These obligations are as follows:

6.5.1 Network Management

The Telephone Company will administer its network to insure the provision of acceptable service levels to all telecommunications users of the Telephone Company's network services. Generally, service levels are considered acceptable only when both end users and customers are able to establish connections with little or no delay encountered within the Telephone Company network. The Telephone Company maintains the right to apply protective controls, i.e., those actions, such as call gapping, which selectively cancel the completion of traffic, over any traffic carried over its network, including that associated with a customer's Switched Access Service. Generally, such protective measures would only be taken as a result of occurrences such as failure or overload of Telephone Company or customer facilities, natural disasters, mass calling or national security demands. The customer will notify the Telephone Company of anticipated peaked services per paragraph 6.6.1(E). Based on the information provided, the Telephone Company will work cooperatively with the customer to determine the appropriate level of control. In the event that the protective controls applied by the Telephone Company result in the complete loss of service by the customer, the customer will be granted a Credit Allowance for Service Interruption as set forth in 2.4.4(B)(3) preceding except where voided by paragraph 6.6.1(E) following.

Issued: October 17, 1988

Effective: December 1, 1988

Vice President
201 East Fourth Street
Cincinnati, Ohio 45202

ACCESS SERVICE

6. Switched Access Service (Cont'd)

6.5 Obligations of the Telephone Company (Cont'd)

6.5.2 Design and Traffic Routing of Switched Access Service

For Switched Access Service, ordered on a per line or per trunk basis, the customer desired line or trunk directionality and/or traffic routing of the Switched Access Service between the customer's premises and the entry switch are specified on the customer's order for service. Also, the customer must specify the Switched Transport facilities to be used (i.e., Entrance Facility, or Electronic Cross-Connect, Direct-Trunked Transport facility, and Tandem-Switched Transport facility). (C)
When specifying the Switched Transport facilities to be used, the customer must indicate if the facilities are existing or new.

Except for Feature Group B the Telephone Company will be responsible for selection of facilities from the interface to any switching point and to the end offices where capacity is ordered. For Feature Group B the customer may order the optional feature Customer Specification of Switched Transport Termination.

(This page filed under Transmittal No. 642)

Issued: November 18, 1993

Effective: February 15, 1994

Senior Vice President
201 East Fourth Street
Cincinnati, Ohio 45202

ACCESS SERVICE

6. Switched Access Service (Cont'd)

6.5 Obligations of the Telephone Company (Cont'd)

6.5.2 Design and Traffic Routing of Switched Access Service (Cont'd)

(D)

(D)

6.5.3 Provision of Service Performance Data

Subject to availability, end-to-end service performance data available to the Telephone Company through its own service evaluation routines, may also be made available to the customer based on previously arranged intervals and format. These data provide information on overall end-to-end call completion and non-completion performance, e.g., customer equipment blockage, failure results and transmission performance. These data do not include service performance data which are provided under other tariff sections, e.g., testing service results. If data are to be provided in other than paper format, the charges for such exchange will be determined on an individual case basis.

6.5.4 Trunk Group Measurement Reports

Subject to availability, the Telephone Company will make available trunk group data in the form of usage in CCS, peg count and overflow, to the customer based on previously agreed to intervals.

(This page filed under Transmittal No. 634)

Issued: September 1, 1993

Effective: December 1, 1993

Senior Vice President
201 East Fourth Street
Cincinnati, Ohio 45202

ACCESS SERVICE

6. Switched Access Service (Cont'd)6.5 Obligations of the Telephone Company (Cont'd)6.5.5 Determination of Number of Transmission Paths

The following applies to switched access voice transmission paths, and does not apply to CCSAC signaling links and STP Port Terminations provided with the CCSAC option. For determination of the number of CCSAC signaling links and STP Port Terminations required to handle its signaling traffic, the customer shall work cooperatively with the Telephone Company.

For Switched Access Service which is ordered on a per line or per trunk basis, the customer specifies the number of transmission paths in the order for service. A transmission path is a communication path within the frequency bandwidth of approximately 300 to 3000 Hz or a derived communication path of a frequency bandwidth of approximately 300 Hz to 3000 Hz provided over a high frequency analog facility or a high speed digital facility between a customer's premises and a Telephone Company location.

(T)
(T)
(T)
(C)
(C)
(C)
(C)
(C)

6.5.6 Determination of Number of End Office Transport Terminations

For analog entry switches, a termination will be provided for each feature group line or trunk requested. For digital entry switches, an equivalent termination will be provided for each feature group line or trunk requested.

(C)
(C)

(This page filed under Transmittal No. 634)

Issued: September 1, 1993

Effective: December 1, 1993

Senior Vice President
201 East Fourth Street
Cincinnati, Ohio 45202

ACCESS SERVICE

6. Switched Access Service (Cont'd)6.5 Obligations of the Telephone Company (Cont'd)6.5.7 Design Blocking Probability

The Telephone Company will design and monitor the facilities used in the provision of Switched Access Service to meet the blocking probability criteria as set forth in (A) through (D) following.

(A) For Feature Groups A and B no design blocking criteria apply.

(B)

(D)

(D)

(C) For Feature Group D, the design blocking objective for the final group will be no greater than one percent (.01) between the point of termination at the customer's premises and the end office switch, whether the traffic is directly routed without an alternate route or routed via an access tandem. Standard traffic engineering methods as set forth in reference document Special Report SR-TAP-000191 Issue No. 2, Trunk Traffic Engineering Concepts and Applications will be used by the Telephone Company to determine the number of transmission paths required to achieve this level of blocking.

(D) The design blocking criteria for 500 and 900 Access Service will be equivalent to that set forth preceding for Feature Group D.

(C)

|

(C)

(This page filed under Transmittal No. 684)

Issued: August 1, 1995

Effective: September 15, 1995

Senior Vice President
201 East Fourth Street
Cincinnati, Ohio 45202

ACCESS SERVICE

6. Switched Access Service (Cont'd)

6.5 Obligations of the Telephone Company (Cont'd)

6.5.7 Design Blocking Probability (Cont'd)

- (E) The Telephone Company will perform routine measurement functions for the capacity ordered to assure that an adequate number of transmission paths are in service. (C)
The Telephone Company will recommend that additional capacity be ordered by the customer when additional paths are required to reduce the measured blocking level. Where design blocking criteria apply, the design blocking objective is assumed to have been met if the routine measurements show that the measured blocking does not exceed the thresholds listed in the following tables. (C)

(This page filed under Transmittal No. 634)

Issued: September 1, 1993

Effective: December 1, 1993

Senior Vice President
201 East Fourth Street
Cincinnati, Ohio 45202

ACCESS SERVICE

6. Switched Access Service (Cont'd)6.5 Obligations of the Telephone Company (Cont'd)6.5.7 Design Blocking Probability (Cont'd)

(E) (Cont'd)

(T)

- (1) For transmission paths carrying only first routed traffic directly between an end office and customer's premises without an alternate route, and for paths carrying only overflow traffic, the measured blocking thresholds are as follows:

Number of Transmission Paths Per Trunk Group	Measured Blocking Thresholds in the Time Consistent Busy Hour for the Number of Measurements Per Trunk Group			
	15-20	11-14	7-10	3-6
	<u>Measurements</u>	<u>Measurements</u>	<u>Measurements</u>	<u>Measurements</u>
2	.070	.080	.090	.140
3	.050	.060	.070	.090
4	.050	.060	.070	.080
5-6	.040	.050	.060	.070
7 or more	.030	.035	.040	.060

- (2) For transmission paths carrying first routed traffic between an end office and customer's premises via an access tandem, the measured blocking thresholds are as follows:

Number of Transmission Paths Per Trunk Group	Measured Blocking Thresholds in the Time Consistent Busy Hour for the Number of Measurements Per Trunk Group			
	15-20	11-14	7-10	3-6
	<u>Measurements</u>	<u>Measurements</u>	<u>Measurements</u>	<u>Measurements</u>
2	.045	.055	.060	.095
3	.035	.040	.045	.060
4	.035	.040	.045	.055
5-6	.025	.035	.040	.045
7 or more	.020	.025	.030	.040

Issued: July 24, 1986

Effective: September 7, 1986

Vice President
201 East Fourth Street
Cincinnati, Ohio 45202

ACCESS SERVICE

6. Switched Access Service (Cont'd)6.6 Obligations of the Customer

In addition to the obligations of the customer set forth in 2. preceding, the customer has certain specific obligations pertaining to the use of Switched Access Service. These obligations are as follows:

6.6.1 Report Requirements

Customers are responsible for providing the following reports to the Telephone Company, when applicable.

(A) Jurisdictional Reports

When a customer orders Switched Access Service for both interstate and intrastate use, the customer is responsible for providing reports as set forth in 2.3.14 preceding. Charges will be apportioned in accordance with those reports. The method to be used for determining the interstate charges is set forth in 2.3.15 preceding.

(B) Code Screening Reports

When a customer orders service class routing, it must report the number of trunks and/or the appropriate codes to be instituted in each end office or access tandem switch.

(C)

(D)

(D)

ACCESS SERVICE

6. Switched Access Service (Cont'd)6.6 Obligations of the Customer (Cont'd)6.6.1 Report Requirements (Cont'd)(D) 500 and 900 Access Service NXX Code Reports (N)

When ordering 500 or 900 Access Service, the customer must report the appropriate NXX code(s) to be instituted in each Telephone Company office at which the customer identification function is performed. The report must be updated by the customer each time a change is scheduled to occur, i.e., when a new code is to be added or an existing code is to be deleted. Such updated reports shall be provided at least 30 calendar days prior to the effective date of the change in order to allow the Telephone Company sufficient time to implement the change. (N)

(E) Substantial Call Volume (C)

When a customer offers services for which a substantial call volume is expected during a short period of time (e.g., media stimulated events), the customer must notify the Telephone Company at least 24 hours in advance of each peak period. For events scheduled during weekends or holidays, the Telephone Company must be notified no later than 5:00 p.m. local time the second prior business day. Notification should include the nature, time, duration, and frequency of the event, an estimated call volume, and the NPA NXX line number(s) to be used. (C)

On the basis of the information provided, the Telephone Company may invoke network management controls if required to reduce the probability of excessive network congestion. The Telephone Company will work cooperatively with the customer to determine the appropriate level of such control.

Failure to provide prescribed notification may result in customer caused network congestion, which could result in discontinuation of service under paragraph 2.2.2 and/or damages under paragraph 2.3.1.

ACCESS SERVICE

6. Switched Access Service (Cont'd)

6.6 Obligations of the Customer (Cont'd)

6.6.2 Supervisory Signaling

The customer's facilities shall provide the necessary on-hook, off-hook, answer and disconnect supervision.

6.6.3 Trunk Group Measurement Reports

With the agreement of the customer, trunk group data in the form of usage in hundred call seconds, peg count and overflow for its end of all access trunk groups, where technologically feasible, will be made available to the Telephone Company. (T)
These data will be used to monitor trunk group utilization and service performance and will be based on previously arranged intervals and format.

6.6.4 Design of Switched Access Services

When a customer orders Switched Access Service on a per line or per trunk basis, it is the customer's responsibility to assure that sufficient access services have been ordered to handle its traffic.

Issued: November 27, 1991

Effective: February 25, 1992

Senior Vice President
201 East Fourth Street
Cincinnati, Ohio 45202

ACCESS SERVICE

6. Switched Access Service (Cont'd)6.7 Rate Regulations

This section contains the specific regulations governing the rates and charges that apply for Switched Access Service.

6.7.1 Description of Rates and Charges

There are four types of rates and charges that apply to Switched Access Service. These are monthly recurring rates, Usage rates, nonrecurring charges, and payment plans for MercNET 1.544 (DS1) service. These rates and charges are applied differently to the various rate elements as set forth following.

(A) Monthly Rates

Monthly rates are flat recurring rates that apply each month or fraction thereof that a specific rate element is provided. For billing purposes, each month is considered to have 30 days.

(B) Usage Rates

Usage rates are rates that apply only when a specific rate element is used. These are applied on a per occurrence (e.g., query, access minute, access minute fixed and per mile basis. Usage rate charges are accumulated over a monthly period.

(C) Nonrecurring Charges

Nonrecurring charges are one-time charges that apply for a specific work activity (i.e., installation or change to an existing service). The types of nonrecurring charges that apply for Switched Access Service are: installation of service, service rearrangements, 500 and 900 Access Service charges, and Signaling for Tandem Switching

ACCESS SERVICE

6. Switched Access Service (Cont'd)6.7.1 Description of Rates and Charges (Cont'd)(C) Nonrecurring Charges (Cont'd)(1) Installation of Service

Nonrecurring charges apply to each Switched Access Service installed as follows:

- Per Line or Per Trunk
- Per Entrance Facility (Voice Grade, DS1 or DS3)
- Per Multiplexer ordered

(D) Payment Plans for MercNET 1.544 (DS1) Service

(N)

The Optional Payment Plan (OPP) is a provision that allows a customer to pay a fixed rate for specific MercNET 1.544 (DS1) Service over a 36 or 60 month payment period. During the effective term, monthly rates for services installed under this arrangement will not be subject to Telephone Company initiated rate changes.

MercNET 1.544 (DS1) rates and charges for which the OPP is available are listed in 6.8.2 following.

During a customer's OPP term, the customer shall pay current rates provided they do not exceed the original rate contracted for by the customer, and conversion may be made to a new OPP term of the same or different length. If the expiration date for the new service or OPP term is beyond the end of the original OPP term, the remaining OPP charges for the original term will not apply.

At the expiration of the OPP term and if the customer wishes to continue MercNET 1.544 (DS1) Service the customer may elect:

- Prevailing month-to-month tariff rates
- A new OPP at the prevailing OPP rate, if available

The customer continues to receive the OPP rate on a month-to-month basis for a period of up to six months following the completion of the term. After the six months, the rates will automatically revert to the month-to-month rates.

(N)

(This page filed under Transmittal No. 697)

Issued: July 2, 1996

Effective: July 16, 1996

Senior Vice President
201 East Fourth Street
Cincinnati, Ohio 45202

ACCESS SERVICE

6. Switched Access Service (Cont'd)6.7.1 Description and Application of Rates and Charges (Cont'd)(D) Payment Plan for MercNET 1.544 (DSIs) Service (Cont'd)

(N)

During an OPP term, a customer may move one Entrance Facility service to another location while keeping the OPP in force, provided the customer and customer's end user remain the same and no lapse in service occurs.

The Minimum Period for service provided under an OPP is the same as the OPP term selected by the customer (i.e. 36 or 60 month payment period). The Minimum Period for service provided under the month-to-month payment arrangement is 1 month for MercNET 1.544 (DS1).

Customers requesting termination of service prior to the expiration date of the Minimum Period will be liable for payment of a Minimum Period Charge. The Minimum Period Charge for all OPP terms will be calculated as follows:

- The service that is in place less than 12 months the customer would pay the monthly rate for the service.
- The dollar difference between (a) the current OPP rate for the OPP term that could have been completed during the time the service was actually in service, and (b) the customer's current OPP rate for each month the service was provided.

For example, a customer subscribed to a 60 month OPP term and disconnected service during the 39th month. This customer's minimum period charge would be:

$[36 \text{ month OPP rate} - 60 \text{ month OPP rate}] \times 39 = \text{Minimum Period Charge.}$

The 36 month OPP term could have been completed during the months the service was actually in service.

All minimum period charges will be based on the OPP rates in effect at the time of termination.

(N)

(This page filed under Transmittal No. 697)

Issued: July 2, 1996

Effective: July 16, 1996

Senior Vice President
201 East Fourth Street
Cincinnati, Ohio 45202

ACCESS SERVICE

6. Switched Access Service (Cont'd)6.7 Rate Regulations (Cont'd)6.7.1 Description of Rates and Charges (Cont'd)

(T)

(C) Nonrecurring Charges (Cont'd)

(1)

(T)

(2) Service Rearrangements

Service rearrangements are changes to existing services installed which do not result in either a change in the minimum period requirements as set forth in 5.2.5 preceding or a change in the physical location of the point of termination at a customer's premises or a customer's end user's premises. Changes which result in the establishment

of new minimum period obligations are treated as disconnects and starts. Changes in the physical location of the point of termination are treated as moves and are described and charged for as set forth in 6.7.7 following.

The charge to the customer for the service rearrangement is dependent on whether the change is administrative only in nature or involves an actual physical change to the service.

Administrative changes will be made without charge(s) to the customer. Such changes require the continued provision and billing of the Access Service to the same entity (i.e., customer remains responsible for all outstanding indebtedness for the Access Service). Administrative changes are as follows:

- Change of customer name (i.e., the customer of record does not change but rather the customer of record changes its name--e.g., AT&T-Long Lines to AT&T-Communications)

(This page filed under Transmittal No. 684)

Issued: August 1, 1995

Effective: September 15, 1995

Senior Vice President
201 East Fourth Street
Cincinnati, Ohio 45202

ACCESS SERVICE

6. Switched Access Service (Cont'd)6.7 Rate Regulations (Cont'd)6.7.1 Description of Rates and Charges (Cont'd)

(T)

(C) Nonrecurring Charges (Cont'd)(2) Service Rearrangements (Cont'd)

- Change of customer or customer's end user premises address when the change of address is not a result of a physical relocation of equipment,
- Change in billing data (name, address, or contact name or telephone number),
- Change of customer circuit identification,
- Change of billing account number,
- Change of customer test line number,
- Change of customer or customer's end user contact name or telephone number, and
- Change of jurisdiction.

All other service rearrangements will be charged for as follows:

- If, due to technical limitations of the Telephone Company, a customer could not combine its 500, 800, and/or 900 Access Service traffic with its other trunk side Switched Access Service, no charge will apply to combine these trunk groups when it becomes technically possible.
- If the change involves the conversion of existing Feature Group D service with multifrequency address signaling to Feature Group D with the CCSAC option, a service rearrangement charge, as set forth in 6.8.2, will apply for the first trunk converted in a trunk group, and an additional trunk rearrangement charge, as set forth in 6.8.2, will apply for each additional trunk in the same trunk group.
- For all other changes, including the addition of, or modifications to, optional features a charge equal to the Switched Transport nonrecurring (i.e., installation) charge will apply. When an optional feature is not required on each transmission path, but rather for an entire transmission path group,

(This page filed under Transmittal No. 684)

Issued: August 1, 1995

Effective: September 15, 1995

Senior Vice President
201 East Fourth Street
Cincinnati, Ohio 45202

ACCESS SERVICE

6. Switched Access Service (Cont'd)6.7 Rate Regulations (Cont'd)6.7.1 Description of Rates and Charges (Cont'd)

(T)

(C) Nonrecurring Charges (Cont'd)(2) Service Rearrangements (Cont'd)

an end office or an access tandem switch, only one such charge will apply (i.e., it will not apply per transmission path). When the CCSAC option is elected, the customer may add Calling Party Number (CPN), Charge Number (CN), and Carrier Selection Parameter (CSP) at no additional charge if these features are specified at the time the CCSAC option is ordered for existing switched access trunks.

- In compliance with FCC Docket No. 91-213 REPORT and ORDER, Adopted September 17, 1992, no Switched Transport nonrecurring charges will apply for service connection when an interexchange carrier converts trunks from tandem-switched transport to direct-trunked transport or from direct-trunked transport to tandem-switched transport, or for movement between Voice Grade, DS1 or DS3 facilities. The customer, however, must maintain the same Point of Termination (POT) location to receive the waiver. This waiving of Switched Transport nonrecurring charges remains in effect until six months from the effective date of the Local Transport Restructure tariff.

(3) 900 Access Service Charges

A nonrecurring charge as specified in 6.8.2(E) following applies to each change involving the additions or deletions of 900 NXX codes to be routed to a customer in the operating territory of the Telephone Company. For each Telephone Company End Office Switch or Access Tandem in which translation changes are required to route 900 NXX calls to the customer, a one-time charge applies. Additional charges apply for the initial loading of each 900 NXX code required to establish

(This page filed under Transmittal No. 684)

Issued: August 1, 1995

Effective: September 15, 1995

Senior Vice President
201 East Fourth Street
Cincinnati, Ohio 45202

ACCESS SERVICE

6. Switched Access Service (Cont'd)

6.7 Rate Regulations (Cont'd)

6.7.1 Description of Rates and Charges (Cont'd)

(C) Nonrecurring Charges (Cont'd)

(3) 900 Access Service Charges (Cont'd)

and to any subsequent changes to these codes. This includes changing from or to 0+900, as specified in 6.8.10. If the changed 900 NXX codes are used for both interstate and intrastate 900 Access Service, a charge based on the regulations set forth in 2.3.15 preceding applies.

(4) 500 Access Service Charges

For each Telephone Company End Office Switch or Access Tandem in which translation changes are required to route 500 NXX calls to the customer, a one-time charge applies. Additional charges apply for the initial loading of each 500 NXX code required to establish service and to any subsequent changes to these codes. This includes changing from or to 0+500, as specified in 6.8.11. If the and intrastate 500 Access Service, a charge based on the regulations set forth in 2.3.15 preceding applies.

(5) Signaling for Tandem Switching

A nonrecurring charge as specified in 6.8.2(H) following applies when a TSP request signaling information for the provision of tandem switching. The nonrecurring signaling charge applies per CIC routed over a TSP's trunk group, by Telephone Company end office.

(6) Temporary Waiver of Nonrecurring Charges

Nonrecurring charges associated with the conversion of a customer's tandem switched transport to direct trunked transport or with the disconnection over-provisioned trunks resulting from such conversion will be waived in compliance with the Commission's First Report and Order in Access Charge Reform, CC Docket No. 96-262, FCC 97-158, released May 22, 1997. In order for the waiver of nonrecurring charges to apply, the Telephone Company must receive the orders to rearrange, rehome or upgrade services no later than January 1, 1999.

[illegible]

(x) Issued under authority of Special Permission No. 97-186 of the Federal Communications Commission.

(This page filed under Transmittal No. 707)

Issued: June 30, 1997

Effective: June 30, 1997

Vice President
201 East Fourth Street
Cincinnati, Ohio 45202

ACCESS SERVICE

6. Switched Access Service (Cont'd)

6.7 Rate Regulations (Cont'd)

6.7.1 Description of Rates and Charges (Cont'd)

(D) Local Switching Ports

(N)

(1) Local Switching Common Port

The Local Switching Common Trunk Port minutes-of-use rate provides for the use of the shared end office trunk ports for termination of common transport trunks for tandem routed traffic.

(2) Local Switching Dedicated Trunk Port

The Local Switching Dedicated Trunk Port monthly rate provides for termination of a dedicated trunk in the end office port. The rate is assessed per trunk for all trunk side services, per analog or digital end office.

(N)

(This page filed under transmittal No. 712)

Issued: December 17, 1997

Effective: January 1, 1998

Vice President
201 East Fourth Street
Cincinnati, Ohio 45202

ACCESS SERVICE

6. Switched Access Service (Cont'd)

6.7 Rate Regulations (Cont'd)

6.7.1 Description of Rates and Charges (Cont'd)

(T)

(D)

(This page filed under Transmittal No. 684)

Issued: August 1, 1995

Effective: September 15, 1995

Senior Vice President
201 East Fourth Street
Cincinnati, Ohio 45202

ACCESS SERVICE

6. Switched Access Service (Cont'd)

6.7 Rate Regulations (Cont'd)

6.7.1 Description of Rates and Charges (Cont'd)

(T)

(D)

(D)

(This page filed under Transmittal No. 684)

Issued: August 1, 1995

Effective: September 15, 1995

Senior Vice President
201 East Fourth Street
Cincinnati, Ohio 45202

ACCESS SERVICE

6. Switched Access Service (Cont'd)

6.7 Rate Regulations (Cont'd)

6.7.1 Description of Rates and Charges (Cont'd)

(T)

(D)

(D)

(This page filed under Transmittal No. 684)

Issued: August 1, 1995

Effective: September 15, 1995

Senior Vice President
201 East Fourth Street
Cincinnati, Ohio 45202

ACCESS SERVICE

6. Switched Access Service (Cont'd)

6.7 Rate Regulations (Cont'd)

6.7.1 Description of Rates and Charges (Cont'd)

(T)

(D)

(D)

6.7.2 Minimum Periods

Switched Access Service is provided for a minimum period of
one month for Feature Groups A, B and D.

(C)

6.7.3

(This page filed under Transmittal No. 684)

Issued: August 1, 1995

Effective: September 15, 1995

Senior Vice President
201 East Fourth Street
Cincinnati, Ohio 45202

ACCESS SERVICE

6. Switched Access Service (Cont'd)

6.7 Rate Regulations (Cont'd)

6.7.3

(D)

(D)

(x) Issued in compliance with the Report and Order of the Federal Communications Commission in CC Docket No. 86-1, released March 21, 1986.

Issued: April 1, 1986

Effective: June 1, 1986

Vice President
201 East Fourth Street
Cincinnati, Ohio 45202

ACCESS SERVICE

6. Switched Access Service (Cont'd)

6.7 Rate Regulations (Cont'd)

6.7.3

(D)

(D)

(x) Issued in compliance with the Report and Order of the Federal Communications Commission in CC Docket No. 86-1, released March 21, 1986.

Issued: April 1, 1986

Effective: June 1, 1986

Vice President
201 East Fourth Street
Cincinnati, Ohio 45202

ACCESS SERVICE

6. Switched Access Service (Cont'd)

6.7 Rate Regulations (Cont'd)

6.7.3

(D)

(D)

(x) Issued in compliance with the Report and Order of the Federal Communications Commission in CC Docket No. 86-1, released March 21, 1986.

Issued: April 1, 1986

Effective: June 1, 1986

Vice President
201 East Fourth Street
Cincinnati, Ohio 45202

ACCESS SERVICE

6. Switched Access Service (Cont'd)

6.7 Rate Regulations (Cont'd)

6.7.3

(D)

(D)

(x) Issued in compliance with the Report and Order of the Federal Communications Commission in CC Docket No. 86-1, released March 21, 1986.

Issued: April 1, 1986

Effective: June 1, 1986

Vice President
201 East Fourth Street
Cincinnati, Ohio 45202

ACCESS SERVICE

6. Switched Access Service (Cont'd)

6.7 Rate Regulations (Cont'd)

6.7.3

(D)

(D)

(x) Issued in compliance with the Report and Order of the Federal Communications Commission in CC Docket No. 86-1, released March 21, 1986.

Issued: April 1, 1986

Effective: June 1, 1986

Vice President
201 East Fourth Street
Cincinnati, Ohio 45202

ACCESS SERVICE

6. Switched Access Service (Cont'd)

6.7 Rate Regulations (Cont'd)

6.7.3

(D)

(D)

(x) Issued in compliance with the Report and Order of the Federal Communications Commission in CC Docket No. 86-1, released March 21, 1986.

Issued: April 1, 1986

Effective: June 1, 1986

Vice President
201 East Fourth Street
Cincinnati, Ohio 45202

ACCESS SERVICE

6. Switched Access Service (Cont'd)

6.7 Rate Regulations (Cont'd)

6.7.3

(D)

(D)

(x) Issued in compliance with the Report and Order of the Federal Communications Commission in CC Docket No. 86-1, released March 21, 1986.

Issued: April 1, 1986

Effective: June 1, 1986

Vice President
201 East Fourth Street
Cincinnati, Ohio 45202

ACCESS SERVICE

6. Switched Access Service (Cont'd)

6.7 Rate Regulations (Cont'd)

6.7.3

6.7.4 Minimum Monthly Charge

Switched Access Service is subject to a minimum monthly charge. The minimum charge applies for the total capacity provided. The minimum monthly charge consists of the following elements:

The minimum monthly charge for the Tandem-Switched Transmission, Tandem-Switching, Interconnection Charge, Local Switching and the Information Surcharge rate elements is the sum of the charges set forth in 6.8.3 and 6.8.8 following for the measured usage for the month.

The minimum monthly charge for Entrance Facilities and Direct-Trunked Transport rate elements is the sum of the charges set forth in 6.8.2 following.

(D)
|
(D)

(This page filed under Transmittal No. 684)

Issued: August 1, 1995

Effective: September 15, 1995

Senior Vice President
201 East Fourth Street
Cincinnati, Ohio 45202

ACCESS SERVICE

6. Switched Access Service (Cont'd)6.7 Rate Regulations (Cont'd)6.7.5 Rates Zones

(N)

Rate zone are applicable to Switched Transport services described in this section. Each Telephone Company Wire Center has been assigned to a rate zone as described in Section 19, following. Entrance Facility rates are dependent upon the zone assignment of the Serving Wire Center. Direct Transport Channel Mileage Fixed and Per Mile rates are dependent upon the zone assignment of the Serving Wire Center or the Telephone Company access tandem or the end office. Tandem Switched Transmission and Tandem Switching rates are dependent upon the zone assignment of the Telephone Company access tandem and the end office. Direct Transport and Tandem Switched Transmission mileage that is computed between wire centers in different rate zones will be assigned the rates in the higher rate zone. Multiplexing rates will be determined by the location of the multiplexing arrangement. Tandem Switching rate will be determined by the location of the access tandem.

(N)

(This page filed under Transmittal No. 686)

Issued: November 2, 1995

Effective: December 2, 1995

Senior Vice President
201 East Fourth Street
Cincinnati, Ohio 45202

ACCESS SERVICE

6. Switched Access Service (Cont'd)

6.7 Rate Regulations (Cont'd)

6.7.5

(D)
|
|
|
|
(D)

(This page filed under Transmittal No. 634)

Issued: September 1, 1993

Effective: December 1, 1993

Senior Vice President
201 East Fourth Street
Cincinnati, Ohio 45202

6. Switched Access Service (Cont'd)

6.7.6 Change of Feature Group Type

(A) When a customer upgrades a Feature Group A or B service to a Feature Group D service, the nonrecurring charge will not apply if the following conditions are met:

- (D)

service and the start of FGD service are placed
with the Telephone Company at the same time, and; (T)

- (3) The customer requests the FGA or FGB service be disconnected no more than 90 days after the start of the FGD service. (T)

Effective: September 15, 1995

Senior Vice President
201 East Fourth Street
Cincinnati, Ohio 45202

ACCESS SERVICE

6. Switched Access Service (Cont'd)6.7 Rate Regulations (Cont'd)6.7.6 Change of Feature Group Type (Cont'd)

(B)

(D)

|
|
|
|

(D)

At the time a customer upgrades a service from Feature Group A, B to Feature Group D, the customer may also change the facility's connection type (e.g., Voice Grade to DS1) or facility type (e.g., Direct-Trunked Transport to Tandem-Switched Transport) or both, at no additional charge.

(C)

When the effective dates for the disconnect and start of service are the same, minimum period obligations will not change, (i.e., the time elapsed in the existing minimum period obligations will be credited to the minimum period obligations for FGD). When the effective dates for the disconnect and start of service are different, new minimum period obligations will be established for the FGD service. For all other changes from one type of Feature Group to another, new minimum period obligations will also be established.

6.7.7 Moves

A move involves a change in the physical location of one of the following:

- The point of termination at the customer's premises
- The customer's premises

The charges for the move are identical whether the move is to a new location within the same building or to a different building.

(This page filed under Transmittal No. 684)

Issued: August 1, 1995

Effective: September 15, 1995

Senior Vice President
201 East Fourth Street
Cincinnati, Ohio 45202

ACCESS SERVICE

6. Switched Access Service (Cont'd)

6.7 Rate Regulations (Cont'd)

6.7.7 Moves (Cont'd)

All Moves will be treated as a discontinuance and start of service and all associated nonrecurring charges will apply. New minimum period requirements will be established for the new services. The customer will also remain responsible for satisfying all outstanding minimum period charges for the discontinued services.

6.7.8 Measuring Access Minutes

Customer traffic to end offices will be measured by the Telephone Company at end office switches or access tandem switches. Originating and terminating calls will be measured by the Telephone Company to determine the basis for computing chargeable access minutes.

For terminating calls over FGA, FGB to 500, 800 and/or 900 (C)
and FGD, and for originating calls over FGA, where the off-hook supervisory signal is provided by the customer's equipment, FGB and FGD, the measured minutes are the chargeable access minutes.

For originating calls over 500, 800, and 900 Access (C)
Service, and over FGA where the off-hook supervisory signal is forwarded by the customer's equipment when the called party answers, chargeable originating access minutes are derived from recorded minutes in the following manner.

(This page filed under Transmittal No. 684)

Issued: August 1, 1995

Effective: September 15, 1995

Senior Vice President
201 East Fourth Street
Cincinnati, Ohio 45202

ACCESS SERVICE

6. Switched Access Service (Cont'd)6.7 Rate Regulations (Cont'd)6.7.8 Measuring Access Minutes (Cont'd)

- Step 1: Obtain recorded originating minutes and messages (measured as set forth in (A) following for (T)
FGA where the off-hook supervisory signal is forwarded by the customer's equipment when the called party answers) from the appropriate recording (C)
data.
- Step 2: Obtain the total attempts by dividing the originating measured messages by the completion ratio. Completion ratios (CR) are obtained separately for the major call categories such as DDD, operator, 500, 800, 900, directory assistance and international from a sample study which analyzes the ultimate completion status of the total attempts which receive acknowledgement from the customer. That is, Measured Messages divided by Completion Ratio equals Total Attempts.
- Step 3: Obtain the total non-conversation time additive (NCTA) by multiplying the total attempts (obtained in Step 2) by the NCTA per attempt ratio. The NCTA per attempt ratio is obtained from the sample study identified in Step 2 by measuring the non-conversation time associated with both completed and incompleting attempts. The total NCTA is the time on a completed attempt from customer acknowledgment of receipt of call to called party answer (set up and ringing) plus the time on an incompleting attempt from customer acknowledgment of call until the access tandem or end office receives a disconnect signal (ring - no answer, busy or network blockage). That is, Total Attempts times Non-Conversation Time per Attempt Ratio equals Total NCTA.
- Step 4: Obtain total chargeable originating access minutes by adding the total NCTA (obtained in Step 3) to the recorded originating measured minutes (obtained in Step 1). That is, Measured Minutes plus NCTA equals Chargeable Originating Access Minutes.

(This page filed under Transmittal No. 684)

Issued: August 1, 1995

Effective: September 15, 1995

Senior Vice President
201 East Fourth Street
Cincinnati, Ohio 45202

ACCESS SERVICE

6. Switched Access Service (Cont'd)6.7 Rate Regulations (Cont'd)6.7.8 Measuring Access Minutes (Cont'd)

Following is an example which illustrates how the chargeable originating access minutes are derived from the measured originating minutes using this formula.

Where: Measured Minutes (M. Min.) = 7,000
 Measured Messages (M. Mes.) = 1,000
 Completion Ratio (CR) = .75
 NCTA per Attempt = .4

$$(1) \text{ Total Attempts} = \frac{1,000(\text{M. Mes.})}{.75 (\text{CR})} = 1,333.33$$

$$(2) \text{ Total NCTA} = .4 (\text{NCTA per Attempt}) \times 1,333.33 = 533.33$$

$$(3) \text{ Total Chargeable Originating Access Minutes} = 7,000(\text{M. Min}) + 533.33(\text{NCTA}) = 7,533.33$$

FGA, FGB and FGD access minutes or fractions thereof are accumulated over the billing period. The exact value of the fraction is a function of the switch technology where the measurement is made. FGA access minutes are accumulated for each line or hunt group and FGB and FGD access minutes are accumulated for each end office. (C)

When determining chargeable access minutes the accumulated access minutes or fractions thereof are rounded up to the nearest access minute. For rate elements where the charge is based on 100 access minutes, e.g., Information Surcharge, fractional portions of 100 access minutes are considered to be 100 access minutes. (C)

(This page filed under Transmittal No. 684)

Issued: August 1, 1995

Effective: September 15, 1995

Senior Vice President
 201 East Fourth Street
 Cincinnati, Ohio 45202

ACCESS SERVICE

6. Switched Access Service (Cont'd)

6.7 Rate Regulations (Cont'd)

6.7.8 Measuring Access Minutes (Cont'd)

(D)

(D)

(x) Filed under authority of Special Permission No. 86-316 of the Federal Communications Commission.

Issued: May 8, 1986

Effective: May 14, 1986

Vice President
201 East Fourth Street
Cincinnati, Ohio 45202

ACCESS SERVICE

6. Switched Access Service (Cont'd)6.7 Rate Regulations (Cont'd)6.7.8 Measuring Access Minutes (Cont'd)(A) Feature Group A Usage Measurement

For originating calls over FGA, usage measurement begins when the originating FGA entry switch receives an off-hook supervisory signal forwarded from the customer's point of termination. This off-hook signal is either provided by the customer's equipment or is forwarded by the customer's equipment when the called party answers.

(C)(x)

(C)(x)

The measurement of originating call usage over FGA ends when the originating FGA entry switch receives an on-hook supervisory signal from either the originating end user's end office, indicating the originating end user has disconnected, or the customer's point of termination, whichever is recognized first by the entry switch.

For terminating calls over FGA, usage measurement begins when the terminating FGA entry switch receives an off-hook supervisory signal from the terminating end user's end office, indicating the terminating end user has answered. The measurement of terminating call usage over FGA ends when the terminating FGA entry switch receives an on-hook supervisory signal from either the terminating end user's end office, indicating the terminating end user has disconnected, or the customer's point of termination, whichever is recognized first by the entry switch.

(B) Feature Group B Usage Measurement

For originating calls over FGB, usage measurement begins when the originating FGB entry switch receives answer supervision forwarded from the customer's point of termination, indicating the customer's equipment has answered.

(x) Filed under authority of Special Permission No. 85-1111 of the Federal Communications Commission.

Issued: January 21, 1986

Effective: January 26, 1986

Vice President
201 East Fourth Street
Cincinnati, Ohio 45202

ACCESS SERVICE

6. Switched Access Service (Cont'd)

6.7 Rate Regulations (Cont'd)

6.7.8 Measuring Access Minutes (Cont'd)

(B) Feature Group B Usage Measurement (Cont'd)

The measurement of originating call usage over FGB ends when the originating FGB entry switch receives disconnect supervision from either the originating end user's end office, indicating the originating end user has disconnected, or the customer's point of termination, whichever is recognized first by the entry switch.

For terminating calls over FGB, usage measurement begins when the terminating FGB entry switch receives answer supervision from the terminating end user's end office, indicating the terminating end user has answered.

The measurement of terminating call usage over FGB ends when the terminating FGB entry switch receives disconnect supervision from either the terminating end user's end office, indicating the terminating end user has disconnected, or the customer's point of termination, whichever is recognized first by the entry switch.

(C)

(P)

(D)

(This page filed under Transmittal No. 684)

Issued: August 1, 1995

Effective: September 15, 1995

Senior Vice President
201 East Fourth Street
Cincinnati, Ohio 45202

ACCESS SERVICE

6. Switched Access Service (Cont'd)6.7 Rate Regulations (Cont'd)6.7.8 Measuring Access Minutes (Cont'd)

(C)

(D)

(D)

(D) Feature Group D Usage Measurement

For originating calls over FGD with multifrequency address signaling, usage measurement begins when the originating FGD entry switch receives the first wink supervisory signal forwarded from the customer's point of termination. For originating calls over FGD with CCSAC, usage measurement begins when the last point of switching sends the initial address message to the customer.

The measurement of originating call usage over FGD ends when the originating FGD entry switch receives disconnect supervision from either the originating end user's end office, indicating the originating end user has disconnected, or the customer's point of termination, whichever is recognized first by the entry switch.

For terminating calls over FGD, the measurement of access minutes begins when the terminating FGD entry switch receives answer supervision from the terminating end user's end office, indicating the terminating end user has answered.

The measurement of terminating call usage over FGD ends when the terminating FGD entry switch receives disconnect supervision from either the terminating end user's end office, indicating the terminating end user has disconnected, or the customer's point of termination, whichever is recognized first by the entry switch.

(This page filed under Transmittal No. 684)

Issued: August 1, 1995

Effective: September 15, 1995

Senior Vice President
201 East Fourth Street
Cincinnati, Ohio 45202

ACCESS SERVICE

6. Switched Access Service (Cont'd)6.7 Rate Regulations (Cont'd)6.7.9 Network Blocking Charge for Feature Group D

The customer will be notified by the Telephone Company to increase its capacity (quantities of trunks) when excessive trunk group blocking occurs on groups carrying Feature Group D traffic and the measured access minutes for that hour exceed the capacity purchased. Excessive trunk group blocking occurs when the blocking thresholds stated below are exceeded. They are predicated on time consistent, hourly measurements over a 30 day period excluding Saturdays, Sundays and national holidays. If the order for additional capacity has not been received by the Telephone Company within 15 days of the notification, the Telephone company will bill the customer, at the rate set forth in 6.8.2(D) following, for each overflow in excess of the blocking threshold when (1) the average "30 day period" overflow exceeds the threshold level for any particular hour and (2) the "30 day period" measured average originating or two-way usage for the same clock hour exceeds the capacity purchased.

(C)

Blocking Thresholds

<u>Trunks in Service</u>	<u>1%</u>	<u>1/2%</u>
1-2	.070	.045
3-4	.050	.035
5-6	.040	.025
7 or greater	.030	.020

The 1% blocking threshold is for transmission paths carrying traffic direct (without an alternate route) between an end office and a customer's premises. The 1/2% blocking threshold is for transmission paths carrying first routed traffic between an end office and a customer's premises via an access tandem.

(This page filed under Transmittal No. 684)

Issued: August 1, 1995

Effective: September 15, 1995

Senior Vice President
201 East Fourth Street
Cincinnati, Ohio 45202

ACCESS SERVICE

6. Switched Access Service (Cont'd)6.7 Rate Regulations (Cont'd)6.7.10 Application of Rates for Extension Service

Feature Group A Switched Access Service is available with extension(s), i.e., additional termination(s) of the service in different building(s) in the same or different LATA(s). Feature Group A extension(s) in the same LATA and same state are charged for under the Telephone Company's local and/or general exchange service tariffs. Feature Group A extension(s) in different LATA(s) or in a different state in the same LATA are charged for as Special Access Service. The rate elements which apply are: A Voice Grade Channel Termination, Channel Mileage, if applicable, and Signaling Capability, if applicable. All appropriate monthly rates and nonrecurring charges set forth in 7.5.3 following will apply. Such extensions are ordered as set forth in 5.2 preceding.

(T)
|
(T)
(T)
(D)

Issued: May 16, 1988

Effective: June 30, 1988

Vice President
201 East Fourth Street
Cincinnati, Ohio 45202

ACCESS SERVICE

6. Switched Access Service (Cont'd)6.7 Rate Regulations (Cont'd)6.7.11 Message Unit Credit

Calls from end users to the seven digit local telephone numbers associated with Feature Group A Switched Access Service may be subject to Telephone Company local and/or general exchange service tariff charges (including message unit and toll charges as applicable). The monthly bills rendered to customers for their Feature Group A Switched Access Service for which Carrier Common Line Charges apply will include a credit to reflect any message unit charges collected from their end users under the Telephone Company's local and/or general exchange service tariffs. The credit will apply for recorded originating usage for the FGA service provided. No credit will apply for any terminating FGA access minutes. The message unit credit for originating FGA access minutes is as set forth in 6.8.6 following. (T) (T)

6.7.12 Local Information Delivery Services

Calls over Switched Access in the terminating direction to certain community information services will be rated under the applicable rates for Switched Access Service as set forth in 6.8 following. In addition, the charges per call as specified under the Telephone Company's local and/or general exchange service tariffs, e.g., 976 (DIAL-IT) Network Services, will also apply.

ACCESS SERVICE

6. Switched Access Service (Cont'd)6.7 Rate Regulations (Cont'd)6.7.13 Mileage Measurement

The mileage to be used to determine monthly rates for Switched Transport rate elements is calculated on the airline distance between the end office switch where the call carried by Switched Transport originates or terminates and the customer's serving wire center, except as set forth in (A) through (H) following. The V&H(T) coordinates method is used to determine mileage. This method is set forth in the NATIONAL EXCHANGE CARRIER ASSOCIATION TARIFF F.C.C. NO. 4 for Wire Center Information (V&H coordinates). (C)

Exceptions to the mileage measurement rules are as follows:

- (A) When Switched Transport facilities of different capacities or bandwidths are interconnected by a multiplexer at a location other than the serving wire center, mileage is determined using the V&H coordinates method following: (N)
- (1) When only one multiplexer is involved, mileage for Direct-Trunked Transport is measured separately from the serving wire center to the hub where multiplexing occurs and then measured from the hub to the end office where the call is switched to originate or terminate.
 - (2) When more than one multiplexer is used, mileage for Direct-Trunked Transport is measured successively from the serving wire center to the first hub, from the first hub to the second hub and then from the second hub to the end office where the call is switched to originate or terminate. (N)

(This page filed under Transmittal No. 634)

Issued: September 1, 1993

Effective: December 1, 1993

Senior Vice President
201 East Fourth Street
Cincinnati, Ohio 45202

ACCESS SERVICE

6. Switched Access Service (Cont'd)6.7 Rate Regulations (Cont'd)6.7.13 Mileage Measurement (Cont'd)

- (B) When Direct-Trunked Transport is provided to a Host/Remote arrangement, Direct-Trunked Transport rates apply and mileage is calculated using the V & H coordinate method between the customer's serving wire center and the Host office serving the Remote Office. When Tandem-Switched Transport is provided to a Host/Remote arrangement, Tandem-Switching Transmission rates and Tandem-Switched rates apply. Tandem-Switched Transport mileage is calculated using the V & H coordinate method between the customer's serving wire center and the Host office for both Direct-Trunked Transport and Tandem-Switched Transport to a Host/Remote arrangement, the Tandem-Switching Transmission rate will apply separately from the Host office to the Remote office. The Inter-connection charge will apply to both Direct and Tandem access minutes of use. Remote end offices are set forth in the National Exchange Carrier Association Tariff F.C.C. No. 4. (N)
- (C) When Direct-Trunked Transport is provided for line side Switched Access Service (i.e., Feature Group A), both Direct-Trunked Transport and Tandem-Switched Transmission rates apply. Direct-Trunked Transport applies to both originating and terminating usage and mileage is calculated using the V&H Coordinates method between the customer's serving wire center and the end office switch where the dial tone for the line side Switched Access Service is provided. Tandem-Switched Transmission applies only to terminating usage and mileage is calculated using the V&H coordinate method between the dial tone office and the end office where the call is switched to terminate. (C)

(This page filed under Transmittal No. 634)

Issued: September 1, 1993

Effective: December 1, 1993

Senior Vice President
201 East Fourth Street
Cincinnati, Ohio 45202

ACCESS SERVICE

6. Switched Access Service (Cont'd)

6.7 Rate Regulations (Cont'd)

6.7.13 Mileage Measurement (Cont'd)

- (E) The Alternate Traffic Routing optional feature is provided with Feature Groups B and D to provide service from an end office to different customer premises locations. For Feature Groups B and D traffic routed via an access tandem, such apportionment be made using standard Telephone Company traffic engineering methodology and will be based on the last trunk hundred call seconds desired for the high usage group, as described in 6.3.1(0) preceding, and the relative capacity ordered to the end office, when the feature is provided at an end office switch, or to the subtending end offices when the feature is provided at an access tandem switch. This apportionment will serve as the basis for the Switched Transport Tandem-Switching Transmission mileage calculation. The customer will be billed accordingly. (C) (C)

(This page filed under Transmittal No. 684)

Issued: August 1, 1995

Effective: September 15, 1995

Senior Vice President
201 East Fourth Street
Cincinnati, Ohio 45202

ACCESS SERVICE

6. Switched Access Service (Cont'd)

6.7 Rate Regulations (Cont'd)

6.7.13 Mileage Measurement (Cont'd)

(F)

(G) The Switched Transport mileage for Feature Group B and D Switched Access Service provided to Mobile Telephone Serving Offices (MTSOs) interconnected to a Telephone Company access tandem office will be determined on an airline basis, using the V&H coordinate method. The mileage measured will be that between the Telephone Company access tandem office serving the Mobile Telephone Serving Office (MTSO) and the customer serving wire center.

(H) The Switched Transport mileage for FGA, FGB, or FGD access minutes which originate from or terminate to a WATS Access Line Service will be calculated on an airline basis using the V&H coordinates method between the WATS Serving Office at which the WATS Access Line Service is provided and the customer premises serving wire center for the Switched Access Service provided. (C)

(This page filed under Transmittal No. 684)

Issued: August 1, 1995

Effective: September 15, 1995

Senior Vice President
201 East Fourth Street
Cincinnati, Ohio 45202

ACCESS SERVICE

6. Switched Access Service (Cont'd)6.7 Rate Regulations (Cont'd)6.7.14 Shared Use

Shared use occurs when Switched Access Service and Special Access Service, including CCSAC signaling connections, are provided over the same analog or digital high capacity facility through a common interface. (C)

Shared Use facilities are ordered, provided and rated either as Switched Access or Special Access. Ordering, provisioning and rating of Special Access Shared Use facilities is set forth in 7.4.8 following. Ordering, provisioning and rating of Switched Access Shared Use facilities is as follows.

- (A) Switched Access facilities are ordered, provided and rated as Switched Access only in cases where the facility is used for Switched Access only. In the event that a Special Access circuit is added to a switched facility, the facility will then be provisioned as a special access facility.
- (B) Then ordered as Switched Access, the nonrecurring charges that apply when the Switched Access Shared Use facility is installed will be the nonrecurring charges associated with the Switched Access Transport being ordered.
- (C) The customer must place an order for each individual Switched or Special Access service using the Shared Use facility and must also specify the channel assignment for each service.
- (D) Then shared Use occurs and the facility becomes a Special Access facility, the monthly recurring rates for Special and Switched Access will be based upon the percentage of channels associated with each. (C)

Certain regulations previously found on this page can now be found on page 108.119.1

(This page filed under Transmittal No. 634)

Issued: September 1, 1993

Effective: December 1, 1993

Senior Vice President
201 East Fourth Street
Cincinnati, Ohio 45202

ACCESS SERVICE

6. Switched Access Service (Cont'd)

6.7 Rate Regulations (Cont'd)

6.7.14 Shared Use (Cont'd)

- (E) When shared use of a facility occurs in a Host/Remote situation, the facility must route to the Host end office. The Telephone Company will continue to provide shared use to any end office so long as capabilities exist.
- (F) Channels being used in conjunction with CCSAC may be included as Shared Use. However, CCSAC signaling connections nonrecurring charges will not apply to the individual channels of the shared use facility.

6.7.15

(D)

(D)

(This page filed under Transmittal No. 684)

Issued: August 1, 1995

Effective: September 15, 1995

Senior Vice President
201 East Fourth Street
Cincinnati, Ohio 45202

ACCESS SERVICE

6. Switched Access Service (Cont'd)6.7 Rate Regulations (Cont'd)

(D)

(D)

6.7.16 Information Surcharge

The Information Surcharge is a charge to recover costs that have been assigned to the interstate Information category through Parts 67 and 69 of the Commission's Rules. These costs are other than those incurred in the provision of interstate Directory Assistance Service as set forth in 9. following.

The Information Surcharge is assessed to the customer based on the total number of access minutes. The rates are set forth in 6.8.8 following. The application of these rates with respect to the individual Feature Groups is as set forth in 6.7.1(D) preceding.

6.7.17 Data Base Query

A Data Base Query charge as set forth in 6.8.3(A)(2) applies for each data base query that returns a valid carrier identification code that provides the appropriate routing information even if the call is not completed. When additional routing options (i.e., alternate carrier(s) and/or alternate destination(s) identified based on criteria such as; time of day, day-of-week, specific dates, originating NPA-NXX, percent allocation, routing to a single carrier and destination from an area of service smaller than an area defined by an NPA-NXX) are performed, a Routing Options Capability charge as set forth in 6.8.3(A)(2) will also apply per query.

(This page filed under Transmittal No. 634)

Issued: September 1, 1993

Effective: December 1, 1993

Senior Vice President
201 East Fourth Street
Cincinnati, Ohio 45202

ACCESS SERVICE

6. Switched Access Service (Cont'd)6.8 Rates and Charges6.8.1 Interconnection Charge Rate Per Access MinuteOriginating transport-provided access

Premium .000000

Transitional .000000

Terminating transport-provided access

Premium .000000

Transitional .000000

Originating non-transport provided access

Premium .0000000

Transitional .0000000

Terminating non-transport provided

Premium .000000

Transitional .000000

6.8.2 Switched Transport USOC Monthly Rates Nonrecurring Charges(A) Entrance Facilities(1) Voice Grade- per point of
Termination

- Two-Wire EF2A2 \$ 31.00 NONE

- Four-Wire EF2A4 \$ 49.60 NONE

Recurring Charges-Optional Payment Plan

	USOC	Monthly	36 Month	60 Month
(2) MercNET 1.5 (DS1)				
Zone - 1	EFYB1	\$ 135.79	\$ 129.00	\$ 122.21
Zone - 2	EFYB2	\$ 135.79	\$ 129.00	\$ 122.21
Zone - 3	EFYB3	\$ 135.79	\$ 129.00	\$ 122.21

	USOC	Monthly Rates	Nonrecurring Charges
(3) MercNET 45 (DS3)			
Zone - 1	EFYC1	\$1,500.00(R)	NONE
Zone - 2	EFYC2	\$1,500.00(R)	NONE
Zone - 3	EFYC3	\$1,500.00(R)	NONE

(B) Direct-Trunked TransportMonthly Rates

	USOC	Fixed	Per Mile
--	------	-------	----------

(1) VoiceGrade

- Two-Wire 1YTXS \$ 61.00 \$ 0.64(R)

- Four-Wire 1YTXS \$ 61.00 \$ 0.64(R)

(This page filed under Transmittal No. 749)

Issued: June 16, 2000

Effective: July 1, 2000

Vice President
201 East Fourth Street
Cincinnati, Ohio 45202

ACCESS SERVICE

6. Switched Access Service (Cont'd)6.8 Rates and Charges6.8.2 Switched Transport (Cont'd)

(2) MercNET 1.5 (DS1)

Monthly, Optional Payment Plan		Monthly Rates	
<u>Mileage Bands</u>	<u>USOC</u>	<u>Fixed</u>	<u>Per Mile</u>
(a) Zone - 1			
<u>Mileage Bands</u>			
0	1YTX1	\$ 100.00	\$ 9.42(I)
Over 0 to 4	1YTX1	\$ 100.00	\$ 9.42
Over 4 to 8	1YTX1	\$ 100.00	\$ 9.42
Over 8 to 25	1YTX1	\$ 100.00	\$ 9.42
Over 25	1YTX1	\$ 100.00	\$ 9.42(I)
(b) Zone - 2			
<u>Mileage Bands</u>			
0	1YTX2	\$ 100.00	\$ 9.42(I)
Over 0 to 4	1YTX2	\$ 100.00	\$ 9.42
Over 4 to 8	1YTX2	\$ 100.00	\$ 9.42
Over 8 to 25	1YTX2	\$ 100.00	\$ 9.42
Over 25	1YTX2	\$ 100.00	\$ 9.42(I)
(c) Zone - 3			
<u>Mileage Bands</u>			
0	1YTX3	\$ 100.00	\$ 9.42(I)
Over 0 to 4	1YTX3	\$ 100.00	\$ 9.42
Over 4 to 8	1YTX3	\$ 100.00	\$ 9.42
Over 8 to 25	1YTX3	\$ 100.00	\$ 9.42
Over 25	1YTX3	\$ 100.00	\$ 9.42(I)
MercNET 45 (DS3)			
Zone - 1	1YTX1	\$ 703.48	\$ 80.00
Zone - 2	1YTX2	\$ 703.48	\$ 80.00
Zone - 3	1YTX3	\$ 703.48	\$ 80.00

(This page filed under Transmittal No. 745)

Issued: December 17, 1999

Effective: January 1, 2000

Vice President
201 East Fourth Street
Cincinnati, Ohio 45202

ACCESS SERVICE

6. Switched Access Service (Cont'd)6.8 Rates and Charges6.8.2 Switched Transport (Cont'd)

(C) Tandem-Switched Transport

		<u>Monthly Rates</u>	
	<u>USOC</u>	<u>Per Mou</u>	<u>Per Mou, Per Mile</u>
(1) Tandem-Switched Transmission			
Zone - 1		\$0.000600	\$0.000117(R)
Zone - 2		\$0.000600	\$0.000117(R)
Zone - 3		\$0.000600	\$0.000117(R)
(2) Tandem-Switching			
Zone - 1		\$0.002001(R)	
Zone - 2		\$0.002001(R)	
Zone - 3		\$0.002001(R)	

	<u>USOC</u>	<u>Monthly Rate</u>
(3) Access Tandem Trunk Port Charge, Per Trunk PT8UX		\$6.17

(D) Multiplexing (Including Tandem Multiplexers-End Office Side of Access Tandem) Monthly Rates

(1) MerNET 1.544 (DS1) to Voice Grade		
- Per Arrangement		
Zone - 1 MKW11		\$285.45
Zone - 2 MKW12		\$285.45
Zone - 3 MKW13		\$285.45
(2) MercNET 45 (DS3) to MercNET 1.5 (DS1)		
- Per Arrangement		
Zone - 1 MKW31		\$678.02
Zone - 2 MKW32		\$678.02
Zone - 3 MKW33		\$678.02

	<u>Rate Per Access Minute</u>
(3) Tandem Multiplexing (EO Side of Access Tandem)	\$0.000240

(This page filed under transmittal No. 749)

Issued: June 16, 2000

Effective: July 1, 2000

Vice President
 201 East Fourth Street
 Cincinnati, Ohio 45202

ACCESS SERVICE

6. Switched Access Service (Cont'd)6.8 Rates and Charges (Cont'd)6.8.2 Switched Transport (Cont'd)

(G) <u>Nonchargeable Optional Features</u> (Cont'd)		(T)	
		<u>FID</u>	
(2)	Customer specification of the receive transmission level at the first point of switching within a range acceptable to the Telephone Company - Per Transmission Path*		TLV
(3)	Customer specification of Switched Transport Termination Four-wire termination in lieu of two-wire termination - Per Transmission Path**	NC	S+T+
(H) <u>Service Rearrangement Charge</u>		(T)	
(1)		<u>USOC</u>	<u>Nonrecurring Charge</u>
- per first trunk converted per trunk group.		NRBOA	None
- per additional trunk converted which is part of the same trunk group.		NRBOB	None

* Available with Interface Groups 2 and 9 for FGA and FGB. The range of transmission levels which may be specified is described in Technical Reference TR-NPL-000334.

** Available with Feature Group B with type B Transmission Performance.

*** Available with Interface Groups 6 through 9 for Feature Group D.

(This page filed under Transmittal No. 680)

Issued: March 31, 1995

Effective: July 1, 1995

Senior Vice President
201 East Fourth Street
Cincinnati, Ohio 45202

ACCESS SERVICE

6. Switched Access Service (Cont'd)6.8 Rates and Charges6.8.2 Switched Transport (Continued))(I) CCSAC Signaling Link and STP Port Termination Charges

		Monthly Nonrecurring	
		USOC Rates	Charge
1) CCSAC Signaling Link			
a) Channel Termination*			
- per DS1 link		\$135.79	NONE
- per 56 Kbps link	TNTFX	\$ 70.00	NONE
b) Channel Mileage**			
- per DS1 link			
<u>Mileage Band</u>			
Over 0		NONE	NONE
		\$100.00	\$ 9.42
- per 56 Kbps link			
<u>Mileage Band</u>			
0	1J5FS	NONE	NONE
Over 0	1J5FS	\$60.72(R)	\$1.04

* One Channel Termination applies per CGSAC Signaling Link.

** Channel Mileage applies between Serving Wire Center and STP,
but does not apply when mileage is zero.

(This page filed under Transmittal No. 747)

Issued: March 24, 2000

Effective: March 31, 2000

Vice President
201 East Fourth Street
Cincinnati, Ohio 45202

ACCESS SERVICE

6. Switched Access Service (Cont'd)6.8 Rates and Charges (Cont'd)6.8.2 Switched Transport (Cont'd)

(J)	<u>Signaling for Tandem Switching</u>		
		<u>USOC</u>	<u>Nonrecurring Charge</u>

per end office, per trunk
group, per CIC CF3TZ \$300.00

(K)	<u>Carrier Identification Parameter (CIP)</u>		
-----	---	--	--

	<u>USOC</u>	<u>Monthly Rate</u>
	U7CPG	\$105.00

6.8.3 Local Switching(A) Usage Sensitive Rates

	<u>Rate</u>
	<u>Per Access Minute</u>

(1)	Local Switching	\$0.0036714(R)
	(A) Common Trunk Port, per trunk	\$0.000968

	<u>USOC</u>	<u>Monthly Rate</u>
--	-------------	---------------------

(B)	Dedicated Trunk Port, per trunk	PT8GX	\$6.17
			Nonrecurring
		<u>USOC</u>	<u>Rates Charge</u>

(C)	STP Port Termination	PT8SX	\$886.68	None
-----	----------------------	-------	----------	------

(2)	800 Access Service	<u>USOC</u>	<u>Rate</u> <u>Per Query</u>
	Data Base Query Charge per query	8QRY	\$0.002391
	Routing Options Capability per query		\$0.0002

(This page filed under transmittal No. 749)

Issued: June 16, 2000

Effective: July 1, 2000

Vice President
201 East Fourth Street
Cincinnati, Ohio 45202

ACCESS SERVICE

6. Switched Access Service (Cont'd)6.8 Rates and Charges (Cont'd)6.8.3 Local Switching (Cont'd)(B) Common Switching Nonchargeable Optional Features

	<u>FID</u>	
Call Denial on Line or Hunt Group (available with FGA)		
- Per Transmission Path or Transmission Path Group	CAD	
Service Code Denial on Line or Hunt Group (available with FGA)		
- Per Transmission Path or Transmission Path Group	SCD	
900/700/976 Call Blocking on Line or Hunt Group (available with FGA)		
- Per Transmission Path or Transmission Path Group	CBK	(T)
Hunt Group Arrangement (available with FGA)		
- Per Transmission Path Group	HML/HTG	
Uniform Call Distribution Arrangement (available with FGA)		
- Per Transmission Path Group	HTY UD	
Nonhunting Number for Use with Hunt Group Arrangement or Uniform Call Distribution Arrangement (available with FGA)		
- Per Transmission Path	NHN	

Issued: May 6, 1991

Effective: June 20, 1991

Senior Vice President
201 East Fourth Street
Cincinnati, Ohio 45202

ACCESS SERVICE

6. Switched Access Service (Cont'd)6.8 Rates and Charges (Cont'd)6.8.3 Local Switching (Cont'd)(B) Common Switching Nonchargeable Optional Features (Cont'd)

	<u>FID</u>	
Automatic Number Identifi- cation (available with FGB and FGD) - Per Transmission Path Group	ANI	
Expanded ANI digits (52) for WATS. (Available with FGD in conjunction with Automatic Number Identification)	FANI	(\$) (S)
Up to 7 Digit Outpulsing of Access Digits to Customer (available with FGB) - Per Transmission Path Group	USDO	
Cut-Through (available with FGD) - Per End Office or Access Tandem	CTO	
	<u>USOC</u>	
Calling Party Number - Per End Office per Trunk Group	NR4CP	
Charge Number - Per End Office per Trunk Group	NR4CN	

(x) Issued under authority of Special Permission No. 97-77 of the Federal Communications Commission to defer the scheduled effective date from March 6, 1997 to April 15, 1997.

Certain information found on this page can now be found on Page 108.130.

(This page filed under Transmittal No. 702)

Issued: March 3, 1997

Effective: March 6, 1997

Senior Vice President
201 East Fourth Street
Cincinnati, Ohio 45202

ACCESS SERVICE

6. Switched Access Service (Cont'd)6.8 Rates and Charges (Cont'd)6.8.3 Local Switching (Cont'd)(B) Common Switching Nonchargeable Optional Features (Cont'd)

	<u>FID</u>	
		(D)
		(D)
Service Class Routing (available with FGD)		
- Per Transmission Path Group	SCRT	(C)
	<u>USOC</u>	
Carrier Selection Parameter		
- Per End Office per Trunk Group	NR4CS	

(This page filed under Transmittal No. 684)

Issued: August 1, 1995

Effective: September 15, 1995

Senior Vice President
201 East Fourth Street
Cincinnati, Ohio 45202

ACCESS SERVICE

6. Switched Access Service (Cont'd)6.8 Rates and Charges (Cont'd)6.8.3 Local Switching (Cont'd)(B) Common Switching Nonchargeable Optional Features (Cont'd)

	<u>FID</u>
Alternate Traffic Routing	ARTG
. Multiple Customer Premises Alternate Routing (available with FGB and FGD)	(C)
- Per Transmission Path or Transmission Path Group	
. End Office Alternate Routing When Ordered in Trunks (available with FGB and FGD)	
- Per Transmission Path or Transmission Path Group	
International Carrier Option (available with FGD)	
- Per End Office and Access Tandem	INCO
Band Advance Arrangement for Use with WATS Access Line Service (available with FGA, FGB and FGD)	(C)
- Per Arrangement	BAAD

(This page filed under Transmittal No. 684)

Issued: August 1, 1995

Effective: September 15, 1995

Senior Vice President
201 East Fourth Street
Cincinnati, Ohio 45202

ACCESS SERVICE

6. Switched Access Service (Cont'd)6.8 Rates and Charges (Cont'd)6.8.3 Local Switching (Cont'd)(B) Common Switching Nonchargeable Optional Features (Cont'd)

	<u>FID</u>	
End Office End User Line Service Screening for Use with WATS Access Line Service (available with FGD) - Per Access Line		BAND
Hunt Group Arrangement for Use with WATS Access Line Service (available with FGA, FGB and FGD) - Per Access Line Group		(C) HML/HTG
Uniform Call Distribution Arrangement for Use with WATS Access Line Service (available with FGA, FGB and FGD) - Per Access Line Group		(C) HTY UD
Nonhunting Number for Use with Hunt Group Arrangement or Uniform Call Distribution Arrangement for Use with WATS Access Line Service (available with FGA, FGB and FGD) - Per Access Line		(C) NHN
Feature Group D with 950 Access (available with FGD) - Per End Office		FGD9

(This page filed under Transmittal No. 684)

Issued: August 1, 1995

Effective: September 15, 1995

Senior Vice President
201 East Fourth Street
Cincinnati, Ohio 45202

ACCESS SERVICE

6. Switched Access Service (Cont'd)6.8 Rates and Charges (Cont'd)6.8.3 Local Switching (Cont'd)(C) Common Switching Optional Features (Cont'd)

USOC

Flexible Automatic Number			(S)
Identification Information			
Digits (available with FGD			
in conjunction with Automatic			
Number Identification)			
	<u>Rate</u>		
- Per Carrier Identification			
Code (CIC), Per End Office	CF3FC	\$916.59	(S)

(x) Issued under authority of Special Permission No. 97-77 of the Federal Communications Commission to defer the scheduled effective date from March 6, 1997 to April 15, 1997.

This page filed under Transmittal No. 702)

Issued: March 3, 1997

Effective: March 6, 1997

Senior Vice President
201 East Fourth Street
Cincinnati, Ohio 45202

ACCESS SERVICE

6. Switched Access Service (Cont'd)6.8 Rates and Charges (Cont'd)6.8.3 Local Switching (Cont'd)(D) Transport Termination Nonchargeable Options (Cont'd) (\$)(1) Line Side Terminations (For FGA)

	<u>FID</u>
Two Way Operation	
- Dial Pulse with Loop Start	NC +++A
- Dial Pulse with Ground Start	NC +++E
- DTMF with Loop Start	NC +++F
- DTMF with Ground Start	NC +++G
Terminating Operation	
- Dial Pulse with Loop Start	NC +++N
- Dial Pulse with Ground Start	NC +++P
- DTMF with Loop Start	NC +++R
- DTMF with Ground Start	NC +++S
Originating Operation	
- Loop Start	NC +++U
- Ground Start	NC +++V (S)

(x) Issued under authority of Special Permission No. 97-77 of the Federal Communications Commission to defer the scheduled effective date from March 6, 1997 to April 15, 1997.

Certain material on this page was formerly on page 108.130.

This page filed under Transmittal No. 702)

Issued: March 3, 1997

Effective: March 6, 1997

Senior Vice President
201 East Fourth Street
Cincinnati, Ohio 45202

ACCESS SERVICE

6. Switched Access Service (Cont'd)6.8 Rates and Charges (Cont'd)6.8.3 Local Switching (Cont'd)(D) Transport Termination Nonchargeable Options (Cont'd) (S)(2) Trunk Side Terminations (For FGB, FGC and FGD)

	<u>FID</u>	
Standard Trunk for Originating, Terminating or Two- Way Operation (available with FGB and FGD)	TTC SO TTC ST TTC TY	
Rotary Dial Station Signaling Trunk (available with FGB)	TTC RD	
Operator Trunk, Full Feature Arrangement (available with FGD)	TTC FF	(S)

(x) Issued under authority of Special Permission No. 97-77 of the Federal Communications Commission to defer the scheduled effective date from March 6, 1997 to April 15, 1997.

Certain information on this page was formerly on page 108.131.

This page filed under Transmittal No. 702)

Issued: March 3, 1997

Effective: March 6, 1997

Senior Vice President
201 East Fourth Street
Cincinnati, Ohio 45202

ACCESS SERVICE

6. Switched Access Service (Cont'd)6.8 Rates and Charges (Cont'd)6.8.3 Local Switching (Cont'd)(E) WATS Access Line Termination Optional Features

(S)

(1) Line Side ConnectionsFID

Two-Wire Originating Only

- Loop Start/DP	NC ++AN
- Loop Start/DTMF	NC ++AR
- Ground Start/DP	NC ++AP
- Ground Start/DTMF	NC ++AS

Two-Wire Terminating Only

- Loop Start	NC ++AU
- Ground Start	NC ++AV

Two-Wire Two Way

- Loop Start/DP	NC ++AA
- Loop Start/DTMF	NC ++AF
- Ground Start/DP	NC ++AE
- Ground Start/DTMF	NC ++AG

(S)

(x) Issued under authority of Special Permission No. 97-77 of the Federal Communications Commission to defer the scheduled effective date from March 6, 1997 to April 15, 1997.

Certain information on this page formerly on page 108.132.

This page filed under Transmittal No. 702)

Issued: March 3, 1997

Effective: March 6, 1997

Senior Vice President
201 East Fourth Street
Cincinnati, Ohio 45202

ACCESS SERVICE

6. Switched Access Service (Cont'd)6.8 Rates and Charges (Cont'd)6.8.3 Local Switching (Cont'd)(E) WATS Access Line Termination Optional Features (Cont'd)

(S)

FID(1) Line Side Connections (Cont'd)

Four-Wire Originating Only

- Loop Start/DP	NC ++BN
- Loop Start/DTMF	NC ++BR
- Ground Start/DP	NC ++BP
- Ground Start/DTMF	NC ++BS

Four-Wire Terminating Only

- Loop Start	NC ++BU
- Ground Start	NC ++BV

Four-Wire Two Way

- Loop Start/DP	NC ++GA
- Loop Start/DTMF	NC ++GF
- Ground Start/DP	NC ++GE
- Ground Start/DTMF	NC ++GG

(2) Trunk Side Connections

Two-Wire Terminating Only

- DNIS (RV)	NC ++AT
-------------	---------

Four-Wire Terminating Only

- DNIS (RV)	NC ++BE
- DNIS (E&M)	NC ++BT

(S)

(x) Issued under authority of Special Permission No. 97-77 of the Federal Communications Commission to defer the scheduled effective date from March 6, 1997 to April 15, 1997.

Certain information on this page formerly on page 108.133.

This page filed under Transmittal No. 702)

Issued: March 3, 1997

Effective: March 6, 1997

Senior Vice President
201 East Fourth Street
Cincinnati, Ohio 45202

ACCESS SERVICE

6. Switched Access Service (Cont'd)

6.8 Rates and Charges (Cont'd)

6.8.5

(D)

(D)

(x) Issued in compliance with the Report and Order of the Federal Communications Commission in CC Docket No. 86-1, released March 21, 1986.

Issued: April 1, 1986

Effective: June 1, 1986

Vice President
201 East Fourth Street
Cincinnati, Ohio 45202

ACCESS SERVICE

6. Switched Access Service (Cont'd)

6.8 Rates and Charges (Cont'd)

6.8.6 Message Unit Credit

	<u>Rate</u>
Message Unit Credit	
- Per Originating FGA	
Access Minute	\$0.0002(R)

Issued: December 30, 1988

Effective: April 1, 1988

Vice President
201 East Fourth Street
Cincinnati, Ohio 45202

ACCESS SERVICE

6. Switched Access Service (Cont'd)

6.8 Rates and Charges (Cont'd)

6.8.7

6.8.8 Information Surcharge

Rates

Premium, Per 100 Access Minutes

\$ 0.000000(R)

(This page filed under Transmittal No. 738)

Issued: June 16, 1997

Effective: July 1, 1999

Vice President
201 East Fourth Street
Cincinnati, Ohio 45202

ACCESS SERVICE

6. Switched Access Service (Cont'd)6.8 Rates and Charges (Cont'd)6.8.10 900 Access Service

	<u>USOC</u>	<u>Nonrecurring Charge</u>
Additions or deletions of 900 Access Service NXX codes routed to a customer		
- Per Telephone Company End Office Switch or Access Tandem in which translation changes are required		
- Assembly of rate and route pattern in a LATA (applies for initial establishment of 900 service, or if 0+900 is added or deleted after initial service activation)	N9E	\$156.01(I)
- Activation or deactivation of first 900 Access Service NXX code contained in a request or activate or deactivate 0+900 dialing capability to existing 1+900 service	N9G1X	25.09(R)
- Activation or deactivation of each additional 900 Access Service NXX code contained in the same request or activate or deactivate 0+900 dialing capability to existing 1+900 service	N9GAX	10.04(R)

(This page filed under Transmittal No. 680)

Issued: March 31, 1995

Effective: July 1, 1995

Senior Vice President
201 East Fourth Street
Cincinnati, Ohio 45202

ACCESS SERVICE

6. Switched Access Service (Cont'd)6.8 Rates and Charges (Cont'd)6.8.11 500 Access Service

	<u>USOC</u>	<u>Nonrecurring Charge</u>
Additions or deletions of 500 Access Service NXX codes routed to a customer		
- Per Telephone Company End Office Switch or Access Tandem in which translation changes are required		
- Assembly of rate and route pattern in a LATA (applies for initial establishment of 500 service, or if 0+500 is added or deleted after initial service activation)	NRB5B	\$156.01
- Activation or deactivation of first 500 Access Service NXX code contained in a request or activate or deactivate 0+500 dialing capability to existing 1+500 service	NRB5C	25.09
- Activation or deactivation of each additional 500 Access Service NXX code contained in the same request or activate or deactivate 0+500 dialing capability to existing 1+500 service	NRB5D	10.04(T)

(This page filed under Transmittal No. 684)

Issued: August 1, 1995

Effective: September 15, 1995

Senior Vice President
201 East Fourth Street
Cincinnati, Ohio 45202