

EFFECTIVE: JULY 1, 2003

ACCESS SERVICE

23 – Metropolitan Statistical Area Access Services

23.1 General Regulations

A. This Section of the Tariff provides the regulations, rates and terms and conditions that apply to telecommunications services provided by the Company in the Metropolitan Statistical Areas (MSAs) in which the Company has received Phase II pricing flexibility pursuant to Subpart H of Part 69 of the Commission's Rules. MSAs are divided into two categories: Full Service Relief MSAs and Limited Service Relief MSAs.

1. Full Service Relief MSAs are those MSAs in which the Company has qualified for Phase II pricing flexibility for all elements of service, i.e., local channels (channel terminations) between LEC end offices and customer (end user) premises; entrance facilities; dedicated interoffice facilities; local channels (channel terminations) between an interexchange carrier's point of presence and a serving wire center. The Full Service Relief MSAs are set forth in Section 23.2.A.1 following.
2. Limited Service Relief MSAs are those MSAs in which the Company has qualified for Phase II pricing flexibility for all elements of service except local channels (channel terminations) between a LEC end office and a customer (end user) premises. The Limited Service Relief MSAs are set forth in Section 23.2.B.1 following.

B. The services provided in MSAs pursuant to this Section of the Tariff are set forth in Section 23.3 following.

1. The services in Section 23.3 following are comparable to BellSouth SWA Dedicated Transport Services in Sections 6.8.1.A, 6.8.1.B.1, 6.8.1.C.2, 6.8.1.C.3, 6.8.1.E, 6.8.1.G.5, 6.8.1.G.6, 6.8.1.H through 6.8.1.M, and 6.8.5 through 6.8.10; Special Access (a.k.a. BellSouth SPA) Services in Section 7; Fast Packet Access Services in Section 21; Digital Subscriber Line Access Services in Section 28 and Optical Transport Access Services in Section 29 of this Tariff. (C)
2. The general regulations, service descriptions and rate regulations for BellSouth SWA Dedicated Transport Services in Sections 6.1, 6.1.1, 6.1.2, 6.1.3.A, 6.1.3.C, 6.1.4 through 6.1.8, 6.2.10, 6.2.12, 6.5 through 6.7; Special Access (a.k.a. BellSouth SPA) Services in Section 7; Fast Packet Access Services in Section 21; Digital Subscriber Line Access Services in Section 28 and Optical Transport Access Services in Section 29 are also applicable to the services specified in this Section. Where regulations for BellSouth SWA Dedicated Transport Services in Sections 6.1, 6.1.1, 6.1.2, 6.1.3.A, 6.1.3.C, 6.1.4 through 6.1.8, 6.2.10, 6.2.12, 6.5 through 6.7; Special Access (a.k.a. BellSouth SPA) Services in Section 7; Fast Packet Access Services in Section 21; Digital Subscriber Line Access Services in Section 28 and Optical Transport Access Services in Section 29 of this Tariff conflict with those in this Section, the regulations specified herein will supercede any inconsistencies. (C)

C. Unless otherwise provided for in this Section, regulations set forth in Sections 1; Sections 2.1 through 2.3.10.A.1; 2.3.10.A.3 through 2.3.10.E; 2.3.11 through 2.3.13; 2.3.15 through 2.4.4.5; 2.4.4.8 through 2.6; Sections 5.1 through 5.1.1.B; 5.1.1.E through 5.2.3.C; 5.2.5, 5.2.7, 5.3 through 5.6.1.B.2 and .3; 5.6.1.D through 5.6.1.F; 5.7 and 5.8; Section 13, 13.1, 13.1.A, 13.1.1 through 13.3.1; and 13.3.4 through 13.3.7; and 15 are also applicable.

ACCESS SERVICE

23 – Metropolitan Statistical Area Access Services (Cont'd)

23.2 Metropolitan Statistical Areas

- A. Full Service Relief MSAs are set forth in 23.2.A.1 following. Section 24.2.1 of this Tariff defines the wire centers associated with Full Service Relief MSAs.

1. Full Service Relief MSAs

- a. Alabama: Montgomery
- b. Florida: Daytona Beach, Gainesville, Jacksonville, Melbourne (Titusville-Palm Bay), Miami (Ft. Lauderdale/Hollywood), Orlando, Pensacola, West Palm Beach
- c. Georgia: Atlanta, Savannah
- d. Kentucky: Evansville, Louisville, Owensboro (C)
- e. Louisiana: Baton Rouge, Lafayette, Lake Charles, Monroe, Shreveport (C)
- f. Mississippi: Biloxi (Gulfport), Jackson
- g. North Carolina: Charlotte (Gastonia), Greensboro (Winston Salem/Highpoint), Raleigh-Durham, Wilmington
- h. Tennessee: Chattanooga (TN/GA), Knoxville, Memphis, Nashville (Davidson)
- i. South Carolina: Columbia (N)

- B. Limited Service Relief MSAs are set forth in 23.2.B.1 following. Section 24.2.2 of this Tariff provides the wire centers associated with Limited Service Relief MSAs.

1. Limited Service Relief MSAs

- a. Alabama: Birmingham, Huntsville, Mobile
- b. Florida: Panama City
- c. Georgia: Augusta, Columbus
- d. Kentucky: Lexington-Fayette (N)
- e. Louisiana: New Orleans (C)
- f. North Carolina: Asheville
- g. South Carolina: Charleston, Greenville (C)
- h. Tennessee: Clarksville-Hopkinsville (N)

BELLSOUTH TELECOMMUNICATIONS, INC.
BY: Operations Manager - Pricing
29G57, 675 W. Peachtree St., N.E.
Atlanta, Georgia 30375
ISSUED: JUNE 16, 2003

TARIFF F.C.C. NO. 1
2ND REVISED PAGE 23-3
CANCELS 1ST REVISED PAGE 23-3
EFFECTIVE: JULY 1, 2003

ACCESS SERVICE

23 – Metropolitan Statistical Area Access Services (Cont'd)

23.3 Services Available in an MSA

The following services are available in MSA's with Full or Limited Service Relief:

BellSouth SWA Dedicated Transport Services

- BellSouth SWA VG
- BellSouth SWA DS0
- BellSouth SWA DS1
- BellSouth SWA DS3
- BellSouth SWA Dedicated Ring
- BellSouth SWA Managed Shared Network Service
- BellSouth SWA Managed Shared Ring Service
- CCS7 Signaling Connection and CCS7 Signaling Termination
- Dedicated Network Access Lines (DNALs)

Special Access (a.k.a. BellSouth SPA) Services

- Metallic (a.k.a. BellSouth SPA Metallic)
- Telegraph Grade (a.k.a. BellSouth SPA Telegraph)
- Voice Grade (a.k.a. BellSouth SPA VG)
- WATS Access Line (WAL) (a.k.a. BellSouth SPA WATS Lines)
- Program Audio (a.k.a. BellSouth SPA Program Audio)
- Broadcast Quality Video (a.k.a. BellSouth SPA Broadcast Quality Video)
- Commercial Quality Video (a.k.a. BellSouth SPA Commercial Quality Video)
- DS3 Digital Video Service (a.k.a. BellSouth SPA DS3 Digital Video)
- BellSouth SPA Modular Video Transport Service
- 70 MHz Transport (a.k.a. BellSouth SPA 70 MHz Transport)
- Uncompressed Switched Video (a.k.a. BellSouth SPA Uncompressed Switched Video)
- Wideband Analog (a.k.a. BellSouth SPA Wideband Analog)
- Wideband Data (a.k.a. BellSouth SPA Wideband Data)
- Derived Data Channel (a.k.a. BellSouth SPA Derived Data Channel)
- Digital Data Access Service (a.k.a. BellSouth SPA DS0 Digital Data)
- High Capacity (a.k.a. BellSouth SPA High Capacity)
- DS1 (a.k.a. BellSouth SPA DS1)
- LightGate svc.(a.k.a. BellSouth SPA Point to Point)
- SMARTGate svc.(a.k.a. BellSouth SPA Managed Shared Ring)
- SMARTPath svc.(a.k.a. BellSouth SPA DS1 & DS3 Shared Ring)
- SMARTRing svc.(a.k.a. BellSouth SPA Dedicated Ring)
- FlexServ Service (a.k.a. BellSouth SPA Customer Reconfiguration)
- Dry Fiber
- BellSouth ADSL Service
- BellSouth SPA Managed Shared Network Service
- BellSouth Native Mode LAN Service
- BellSouth Enterprise DSL Service
- BellSouth Wavelength Service

(N)
(N)
(N)

Fast Packet Access Services

- Exchange Access Frame Relay Service (a.k.a. BellSouth Exchange Access Frame Relay Service)
- Exchange Access Connectionless Data Service (a.k.a. BellSouth Exchange Access Connectionless Data Service)
- BellSouth Exchange Access Asynchronous Transfer Mode Service
- BellSouth SPA Managed Shared Frame Relay Service
- BellSouth SPA Managed Shared ATM Service
- BellSouth Network Visibility Service

(N)

EFFECTIVE: JANUARY 23, 2001

ACCESS SERVICE

23 – Metropolitan Statistical Area Access Services (Cont'd)

23.4 Application of Rates and Charges

- A. Figure 1 illustrates services provided totally from an MSA located in a Full Service Relief Area. The rates and charges for all associated rate elements for services in a Full Service Relief Area are obtained from Section 23.5 of this Tariff.

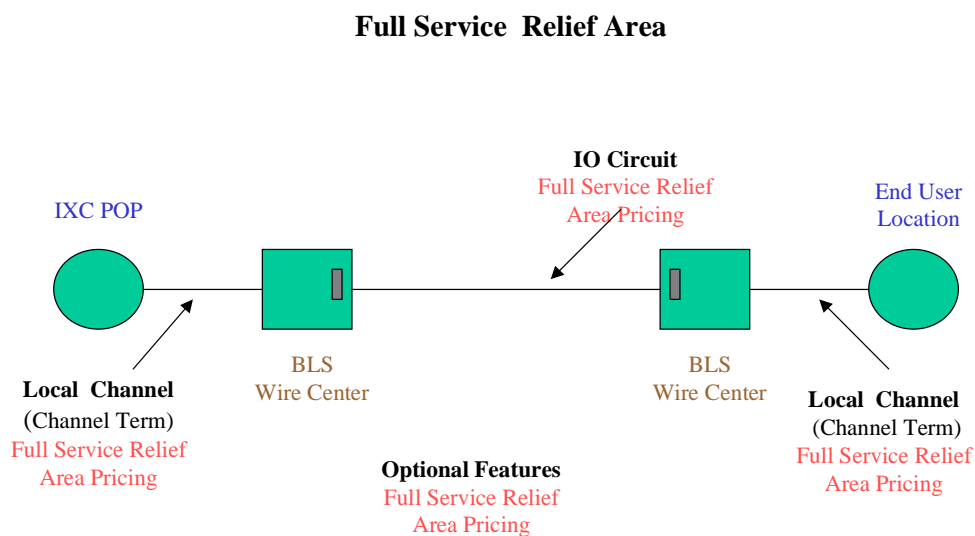


Figure 1

EFFECTIVE: JANUARY 23, 2001

ACCESS SERVICE

23 – Metropolitan Statistical Area Access Services (Cont'd)

23.4 Application of Rates and Charges

- B. Figure 2 illustrates services provided totally from an MSA located in a Limited Service Relief Area. The rates and charges for all associated rate elements are referenced back to comparable functionality's in Sections 1 Sections 6.8.1.A, 6.8.1.B.1, 6.8.1.C.2, 6.8.1.C.3, 6.8.1.E, 6.8.1.G.5, 6.8.1.G.6, 6.8.1.H through 6.8.1.M, and 6.8.5 through 6.8.10; Section 7 and Section 21 of this Tariff.

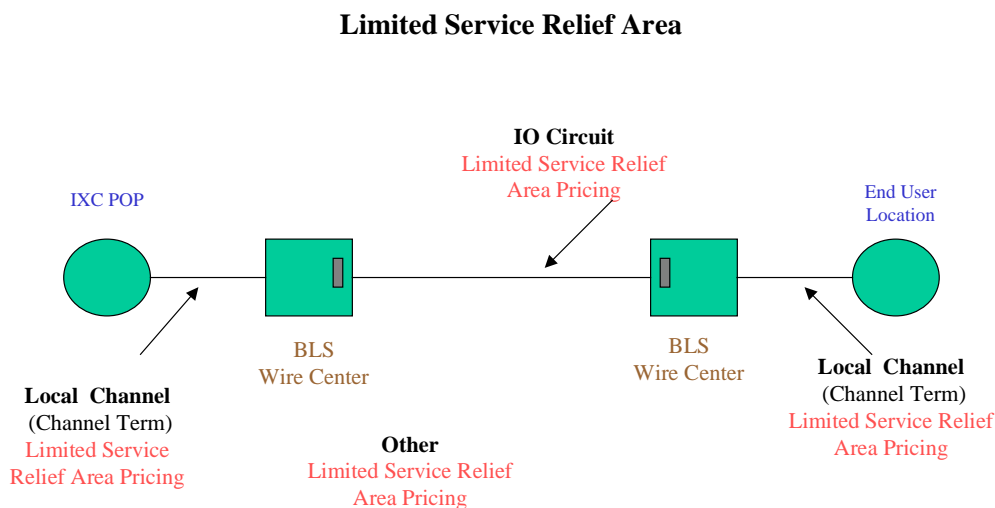


Figure 2

EFFECTIVE: JANUARY 23, 2001

ACCESS SERVICE

23 – Metropolitan Statistical Area Access Services (Cont'd)

23.4 Application of Rates and Charges

- C. Figure 3 illustrates a service provided from two MSAs with one MSA located in a Full Service Relief Area and one MSA located in a Limited Service Relief Area. The rates and charges for local channels and optional features located in the Full Service Relief Area are obtained as stated in 23.4.A preceding. The rates and charges for local channels and optional features located in the Limited Service Relief Area are obtained as stated in 23.4.B preceding. Interoffice channels between a Full Service Relief Area and a Limited Service Relief Area are rated the same as that of an interoffice channel in a Limited Service Relief Area and rates and charges are obtained as stated in 23.4.B preceding.

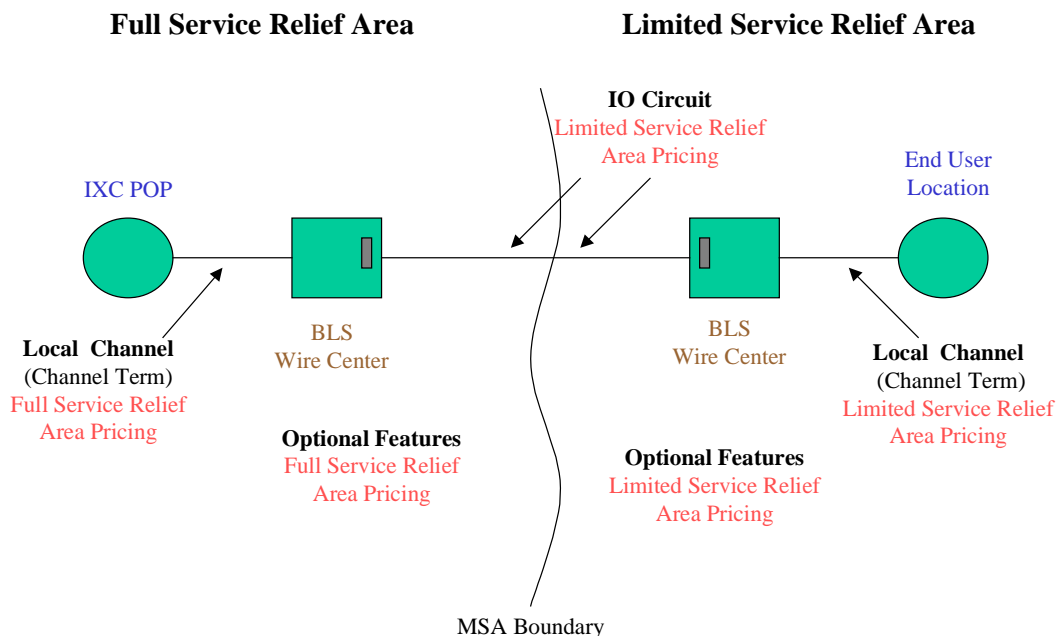


Figure 3

EFFECTIVE: JANUARY 23, 2001

ACCESS SERVICE

23 – Metropolitan Statistical Area Access Services (Cont'd)

23.4 Application of Rates and Charges

- D. Figure 4 illustrates a service provided from two MSAs with one MSA located in a Full Service Relief Area and one MSA located in a Non-Relief Area. The rates and charges for local channels and optional features located in the Full Service Relief Area are obtained as stated in 23.4.A preceding.

Interoffice channels between a Full Service Relief Area and a Non-Relief Area are rated the same as that of an interoffice channel in a Non-Relief Area.

Rates and charges for local channels, interoffice channels and optional features in a Non-Relief Area are obtained in Sections 6.8.1.A, 6.8.1.B.1, 6.8.1.C.2, 6.8.1.C.3, 6.8.1.C.3, 6.8.1.E, 6.8.1.G.5, 6.8.1.G.6, 6.8.1.H through 6.8.1.M, and 6.8.5 through 6.8.10; Section 7, and Section 21 of this Tariff.

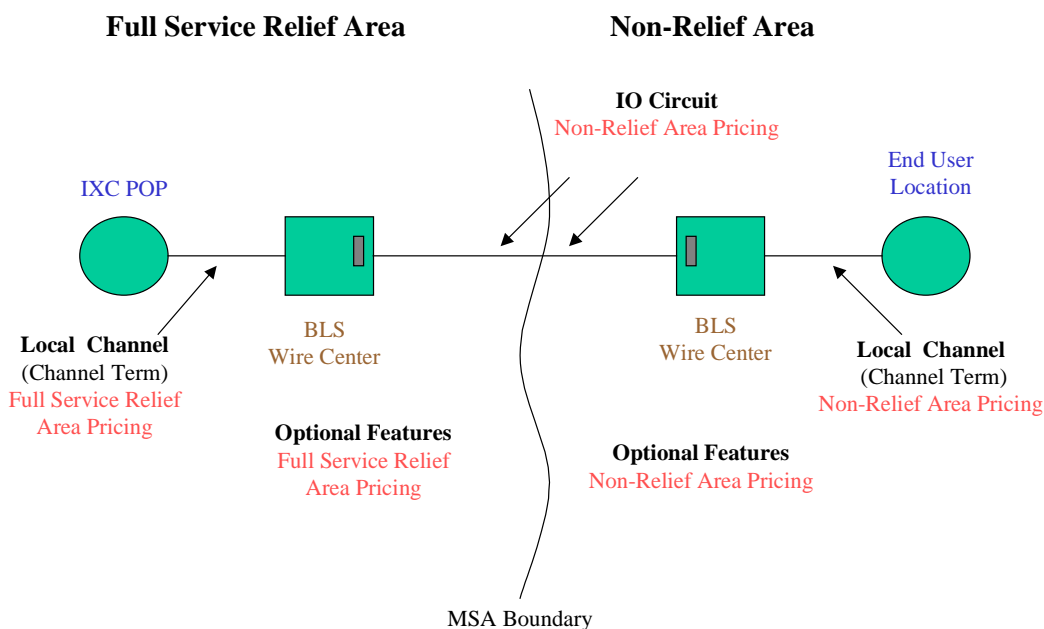


Figure 4

EFFECTIVE: JANUARY 23, 2001

ACCESS SERVICE

Section 23 – Metropolitan Statistical Area Access Services (Cont'd)

23.4 Application of Rates and Charges

- E. Figure 5 illustrates a service provided from two MSAs with one MSA located in a Limited Service Relief Area and one MSA located in a Non-Relief Area. The rates and charges for local channels and optional features located in the Limited Service Relief Area are obtained as stated in 23.4.B preceding.

Interoffice channels between a Limited Service Relief Area and a Non-Relief Area are rated the same as that of an interoffice channel in a Non-Relief Area.

Rates and charges for local channels, interoffice channels and optional features in a Non-Relief Area are obtained in Sections 6.8.1.A, 6.8.1.B.1, 6.8.1.C.2, 6.8.1.C.3, 6.8.1.E, 6.8.1.G.5, 6.8.1.G.6, 6.8.1.H through 6.8.1.M, and 6.8.5 through 6.8.10; Section 7, and Section 21 of this Tariff.

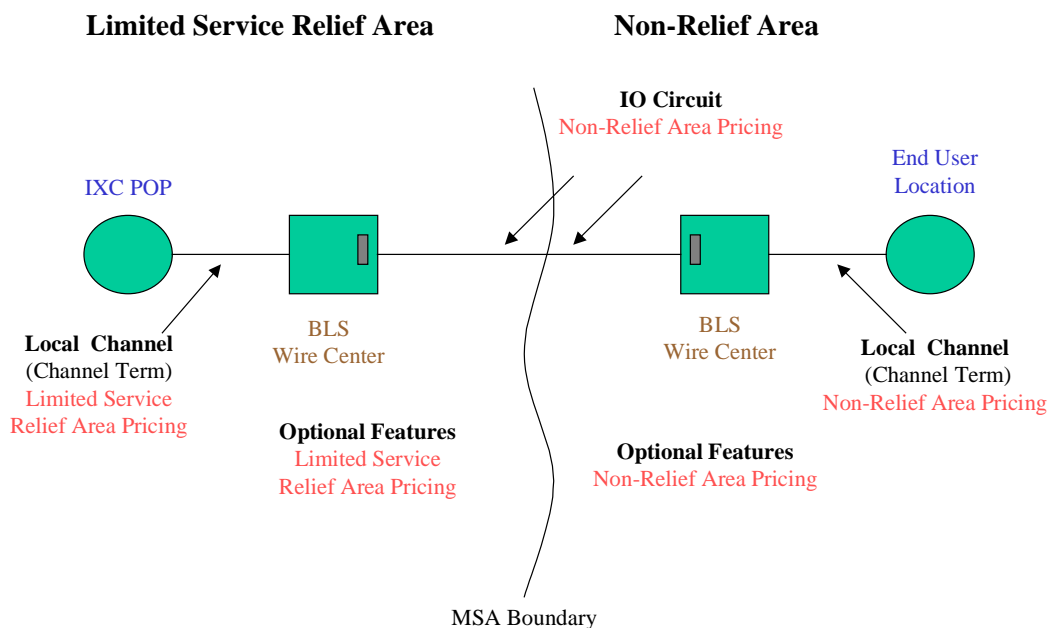


Figure 5

EFFECTIVE: JANUARY 23, 2001

ACCESS SERVICE (N)
 23 – Metropolitan Statistical Area Access Services (Cont'd) (N)

23.5 Rates and Charges (N)

23.5.1 BellSouth SWA Dedicated Transport (N)

| <u>ALL STATES</u> | | | | | (N) |
|--|-------------------------------|---|---|-------------|-----|
| | <u>Monthly Rate</u> | <u>Nonrecurring Charges</u> | | <u>USOC</u> | (N) |
| | | <u>First Service Installed</u> | <u>Additional Service Installed</u> | | (N) |
| (A) <u>BellSouth SWA Local Channel</u> | | | | | (N) |
| - per Local Channel | | | | | (N) |
| (1) BellSouth SWA VG | | | | | (N) |
| - Two-Wire | \$33.90 | \$310.00 | \$120.00 | TEFV2 | (N) |
| - Four-Wire | \$50.00 | \$315.00 | \$125.00 | TEFV4 | (N) |
| (2) BellSouth SWA DS1 | | | | | (N) |
| - 1.544 Mbps | N/A | \$750.00 | \$300.00 | TEFHG | (N) |
| <u>Per Month Rates</u> | | | | | (N) |
| | <u>Month to Month</u> | <u>Plan A¹ 24 to 48 Months</u> | <u>Plan B¹ 49 to 72 Months</u> | | (N) |
| Zone 1 | | | | | (N) |
| Alabama | \$121.57 | \$102.93 | \$100.50 | TEFHG | (N) |
| Florida | \$121.57 | \$102.93 | \$100.50 | TEFHG | (N) |
| Georgia | \$121.57 | \$102.93 | \$100.50 | TEFHG | (N) |
| Kentucky | \$121.57 | \$102.93 | \$100.50 | TEFHG | (N) |
| Louisiana | \$121.57 | \$102.93 | \$100.50 | TEFHG | (N) |
| Mississippi | \$121.57 | \$102.93 | \$100.50 | TEFHG | (N) |
| North Carolina | \$121.57 | \$102.93 | \$100.50 | TEFHG | (N) |
| South Carolina | \$121.57 | \$102.93 | \$100.50 | TEFHG | (N) |
| Tennessee | \$121.57 | \$102.93 | \$100.50 | TEFHG | (N) |

Note 1: Area Commitment Plan Rates (N)

BELLSOUTH TELECOMMUNICATIONS, INC.
 BY: Operations Manager - Pricing
 29G57, 675 W. Peachtree St., N.E.
 Atlanta, Georgia 30375
 ISSUED: JANUARY 22, 2001

TARIFF F.C.C. NO. 1
 ORIGINAL PAGE 23-10

EFFECTIVE: JANUARY 23, 2001

| | | | | |
|---|--------------|---------------------|---------------------|-----------|
| ACCESS SERVICE | | | | (N) |
| 23 - Metropolitan Statistical Area Access Services (Cont'd) | | | | (N) |
| 23.5 <u>Rates and Charges</u> (Cont'd) | | | | (N) |
| 23.5.1 <u>BellSouth SWA Dedicated Transport</u> (Cont'd) | | | | (N) |
| (A) BellSouth SWA Local Channel (Cont'd) | | | | (N) |
| (2) BellSouth SWA DS1 (Cont'd) | | | | (N) |
| - 1.544 Mbps | | | | (N) |
| <u>Per Month Rates</u> | | | | (N) |
| | Month | Plan A ¹ | Plan B ¹ | (N) |
| | to | 24 to 48 | 49 to 72 | (N) |
| | <u>Month</u> | <u>Months</u> | <u>Months</u> | (N) |
| Zone 2 | | | | (N) |
| Alabama | \$126.43 | \$102.93 | \$100.50 | TEFHG (N) |
| Florida | \$126.43 | \$102.93 | \$100.50 | TEFHG (N) |
| Georgia | \$126.43 | \$102.93 | \$100.50 | TEFHG (N) |
| Kentucky | \$126.43 | \$102.93 | \$100.50 | TEFHG (N) |
| Louisiana | \$126.43 | \$102.93 | \$100.50 | TEFHG (N) |
| Mississippi | \$126.43 | \$102.93 | \$100.50 | TEFHG (N) |
| North Carolina | \$126.43 | \$102.93 | \$100.50 | TEFHG (N) |
| South Carolina | \$126.43 | \$102.93 | \$100.50 | TEFHG (N) |
| Tennessee | \$126.43 | \$102.93 | \$100.50 | TEFHG (N) |

Note 1: Area Commitment Plan Rates (N)

EFFECTIVE: JANUARY 23, 2001

ACCESS SERVICE

23 - Metropolitan Statistical Area Access Services (Cont'd)

23.5 Rates and Charges (Cont'd)

23.5.1 BellSouth SWA Dedicated Transport (Cont'd)

(A) BellSouth SWA Local Channel (Cont'd)

(2) BellSouth SWA DS1
 - 1.544 Mbps (Cont'd)

Per Month Rates

| | Month to Month | Plan A ¹ 24 to 48 Months | Plan B ¹ 49 to 72 Months | USOC |
|----------------|----------------------|---|---|-------|
| Zone 3 | | | | |
| Alabama | \$130.48 | \$102.93 | \$100.50 | TEFHG |
| Florida | \$130.48 | \$102.93 | \$100.50 | TEFHG |
| Georgia | \$130.48 | \$102.93 | \$100.50 | TEFHG |
| Kentucky | \$130.48 | \$102.93 | \$100.50 | TEFHG |
| Louisiana | \$130.48 | \$102.93 | \$100.50 | TEFHG |
| Mississippi | \$130.48 | \$102.93 | \$100.50 | TEFHG |
| North Carolina | \$130.48 | \$102.93 | \$100.50 | TEFHG |
| South Carolina | \$130.48 | \$102.93 | \$100.50 | TEFHG |
| Tennessee | \$130.48 | \$102.93 | \$100.50 | TEFHG |

Note 1: Area Commitment Plan Rates

EFFECTIVE: JANUARY 23, 2001

ACCESS SERVICE (N)
 23 - Metropolitan Statistical Area Access Services (Cont'd) (N)

23.5 Rates and Charges (Cont'd) (N)

23.5.1 BellSouth SWA Dedicated Transport (Cont'd) (N)

| | <u>Monthly Rate</u> | <u>Nonrecurring Charges</u> | | <u>USOC</u> | |
|---|-------------------------|--|---|-------------|-----|
| | | <u>First Service Installed</u> | <u>Additional Service Installed</u> | | |
| (A) <u>BellSouth SWA Local Channel</u> (Cont'd) | | | | | (N) |
| - per Local Channel | | | | | (N) |
| (3) BellSouth SWA DS3 | | | | | (N) |
| - 44.736 Mbps | N/A | \$870.50 | \$427.88 | TEFHJ | (N) |

Per Month Rates (N)

| | <u>Month to Month</u> | <u>Plan A¹ 24 to 48 Months</u> | <u>Plan B¹ 49 to 72 Months</u> | | |
|----------------|-------------------------------|---|---|-------|-----|
| Zone 1 | | | | | (N) |
| Alabama | \$1515.55 | \$1195.42 | \$1114.37 | TEFHJ | (N) |
| Florida | \$1515.55 | \$1195.42 | \$1114.37 | TEFHJ | (N) |
| Georgia | \$1515.55 | \$1195.42 | \$1114.37 | TEFHJ | (N) |
| Kentucky | \$1515.55 | \$1195.42 | \$1114.37 | TEFHJ | (N) |
| Louisiana | \$1515.55 | \$1195.42 | \$1114.37 | TEFHJ | (N) |
| Mississippi | \$1515.55 | \$1195.42 | \$1114.37 | TEFHJ | (N) |
| North Carolina | \$1515.55 | \$1195.42 | \$1114.37 | TEFHJ | (N) |
| South Carolina | \$1515.55 | \$1195.42 | \$1114.37 | TEFHJ | (N) |
| Tennessee | \$1515.55 | \$1195.42 | \$1114.37 | TEFHJ | (N) |
| Zone 2 | | | | | (N) |
| Alabama | \$1515.55 | \$1296.72 | \$1215.68 | TEFHJ | (N) |
| Florida | \$1515.55 | \$1296.72 | \$1215.68 | TEFHJ | (N) |
| Georgia | \$1515.55 | \$1296.72 | \$1215.68 | TEFHJ | (N) |
| Kentucky | \$1515.55 | \$1296.72 | \$1215.68 | TEFHJ | (N) |
| Louisiana | \$1515.55 | \$1296.72 | \$1215.68 | TEFHJ | (N) |
| Mississippi | \$1515.55 | \$1296.72 | \$1215.68 | TEFHJ | (N) |
| North Carolina | \$1515.55 | \$1296.72 | \$1215.68 | TEFHJ | (N) |
| South Carolina | \$1515.55 | \$1296.72 | \$1215.68 | TEFHJ | (N) |
| Tennessee | \$1515.55 | \$1296.72 | \$1215.68 | TEFHJ | (N) |

Note 1: Area Commitment Plan Rates (N)

BELLSOUTH TELECOMMUNICATIONS, INC.
 BY: Operations Manager - Pricing
 29657, 675 W. Peachtree St., N.E.
 Atlanta, Georgia 30375
 ISSUED: JANUARY 22, 2001

TARIFF F.C.C. NO. 1
 ORIGINAL PAGE 23-13

EFFECTIVE: JANUARY 23, 2001

ACCESS SERVICE

23 - Metropolitan Statistical Area Access Services (Cont'd)

23.5 Rates and Charges (Cont'd)

23.5.1 BellSouth SWA Dedicated Transport (Cont'd)

(A) BellSouth SWA Local Channel (Cont'd)

(3) BellSouth SWA DS3
 - 44.736 Mbps (Cont'd)

Per Month Rates

| | Month to Month | Plan A ¹ 24 to 48 Months | Plan B ¹ 49 to 72 Months | USOC |
|----------------|----------------------|---|---|-------|
| Zone 3 | | | | |
| Alabama | \$1515.55 | \$1377.77 | \$1296.72 | TEFHJ |
| Florida | \$1515.55 | \$1377.77 | \$1296.72 | TEFHJ |
| Georgia | \$1515.55 | \$1377.77 | \$1296.72 | TEFHJ |
| Kentucky | \$1515.55 | \$1377.77 | \$1296.72 | TEFHJ |
| Louisiana | \$1515.55 | \$1377.77 | \$1296.72 | TEFHJ |
| Mississippi | \$1515.55 | \$1377.77 | \$1296.72 | TEFHJ |
| North Carolina | \$1515.55 | \$1377.77 | \$1296.72 | TEFHJ |
| South Carolina | \$1515.55 | \$1377.77 | \$1296.72 | TEFHJ |
| Tennessee | \$1515.55 | \$1377.77 | \$1296.72 | TEFHJ |

Note 1: Area Commitment Plan Rates

BELLSOUTH TELECOMMUNICATIONS, INC.
 BY: Operations Manager - Pricing
 29G57, 675 W. Peachtree St., N.E.
 Atlanta, Georgia 30375
 ISSUED: JANUARY 22, 2001

TARIFF F.C.C. NO. 1
 ORIGINAL PAGE 23-14

EFFECTIVE: JANUARY 23, 2001

ACCESS SERVICE

23 - Metropolitan Statistical Area Access Services (Cont'd)

23.5 Rates and Charges (Cont'd)

23.5.1 BellSouth SWA Dedicated Transport (Cont'd)

| | <u>Monthly</u> <u>Rates</u> | <u>Nonrecurring</u> <u>Charges</u> | <u>USOC</u> |
|--|--------------------------------|---------------------------------------|-------------|
|--|--------------------------------|---------------------------------------|-------------|

(B) BellSouth SWA Interoffice Channel

(1) BellSouth SWA Dedicated Transport

| | | | |
|------------------------|----------|----------|-------|
| a. BellSouth SWA VG | | | |
| - Facility Termination | \$ 25.00 | \$ 80.00 | 1L5NF |
| - Per Mile | \$ 2.00 | | |

| | | | |
|------------------------|----------|----------|-------|
| b. BellSouth SWA DS0 | | | |
| - 56/64 Kbps | | | |
| - Facility Termination | \$ 45.00 | \$ 25.00 | 1L5NK |
| - Per Mile | \$ 4.00 | | |

| | | | |
|----------------------|--|----------|-------|
| c. BellSouth SWA DS1 | | | |
| - 1.544 Mbps | | \$100.49 | 1L5NL |

Per Month Rates

| <u>Month</u> <u>to</u> <u>Month</u> | <u>Plan A¹</u> <u>24 to 48</u> <u>Months</u> | <u>Plan B¹</u> <u>49 to 72</u> <u>Months</u> | <u>USOC</u> |
|---|---|---|-------------|
|---|---|---|-------------|

Zone 1 - Facility Termination

| | | | | |
|----------------|---------|---------|---------|-------|
| Alabama | \$60.78 | \$52.68 | \$48.63 | 1L5NL |
| Florida | \$60.78 | \$52.68 | \$48.63 | 1L5NL |
| Georgia | \$60.78 | \$52.68 | \$48.63 | 1L5NL |
| Kentucky | \$60.78 | \$52.68 | \$48.63 | 1L5NL |
| Louisiana | \$60.78 | \$52.68 | \$48.63 | 1L5NL |
| Mississippi | \$60.78 | \$52.68 | \$48.63 | 1L5NL |
| North Carolina | \$60.78 | \$52.68 | \$48.63 | 1L5NL |
| South Carolina | \$60.78 | \$52.68 | \$48.63 | 1L5NL |
| Tennessee | \$60.78 | \$52.68 | \$48.63 | 1L5NL |

Note 1: Area Commitment Plan Rates.

BELLSOUTH TELECOMMUNICATIONS, INC.
BY: Operations Manager - Pricing
29G57, 675 W. Peachtree St., N.E.
Atlanta, Georgia 30375
ISSUED: JANUARY 22, 2001

TARIFF F.C.C. NO. 1
ORIGINAL PAGE 23-15

EFFECTIVE: JANUARY 23, 2001

ACCESS SERVICE

23 - Metropolitan Statistical Area Access Services (Cont'd)

23.5 Rates and Charges (Cont'd)

23.5.1 BellSouth SWA Dedicated Transport (Cont'd)

(B) BellSouth SWA Interoffice Channel (Cont'd)

(1) BellSouth SWA Dedicated Transport (Cont'd)

c. BellSouth SWA DS1
- 1.544 Mbps (Cont'd)

| <u>Per Month Rates</u> | | | | |
|------------------------|-------------------------------|---|---|-------------|
| | <u>Month to Month</u> | <u>Plan A¹ 24 to 48 Months</u> | <u>Plan B¹ 49 to 72 Months</u> | <u>USOC</u> |
| Zone 1 - Per Mile | | | | |
| Alabama | \$15.20 | \$9.93 | \$7.90 | 1L5NL |
| Florida | \$15.20 | \$9.93 | \$7.90 | 1L5NL |
| Georgia | \$15.20 | \$9.93 | \$7.90 | 1L5NL |
| Kentucky | \$15.20 | \$9.93 | \$7.90 | 1L5NL |
| Louisiana | \$15.20 | \$9.93 | \$7.90 | 1L5NL |
| Mississippi | \$15.20 | \$9.93 | \$7.90 | 1L5NL |
| North Carolina | \$15.20 | \$9.93 | \$7.90 | 1L5NL |
| South Carolina | \$15.20 | \$9.93 | \$7.90 | 1L5NL |
| Tennessee | \$15.20 | \$9.93 | \$7.90 | 1L5NL |

Note 1: Area Commitment Plan Rates.

EFFECTIVE: JANUARY 23, 2001

ACCESS SERVICE

23 - Metropolitan Statistical Area Access Services (Cont'd)

23.5 Rates and Charges (Cont'd)

23.5.1 BellSouth SWA Dedicated Transport (Cont'd)

Per Month Rates

| | Month to Month | Plan A ¹ 24 to 48 Months | Plan B ¹ 49 to 72 Months | USOC |
|---|----------------------|---|---|-------|
| (B) <u>BellSouth SWA Interoffice Channel</u> (Cont'd) | | | | |
| (1) Dedicated Transport (Cont'd) | | | | |
| c. BellSouth SWA DS1 - 1.544 Mbps (Cont'd) | | | | |
| Zone 2 - Facility Termination | | | | |
| Alabama | \$64.84 | \$56.73 | \$52.68 | 1L5NL |
| Florida | \$64.84 | \$56.73 | \$52.68 | 1L5NL |
| Georgia | \$64.84 | \$56.73 | \$52.68 | 1L5NL |
| Kentucky | \$64.84 | \$56.73 | \$52.68 | 1L5NL |
| Louisiana | \$64.84 | \$56.73 | \$52.68 | 1L5NL |
| Mississippi | \$64.84 | \$56.73 | \$52.68 | 1L5NL |
| North Carolina | \$64.84 | \$56.73 | \$52.68 | 1L5NL |
| South Carolina | \$64.84 | \$56.73 | \$52.68 | 1L5NL |
| Tennessee | \$64.84 | \$56.73 | \$52.68 | 1L5NL |
| Zone 2 - Per Mile | | | | |
| Alabama | \$17.83 | \$11.95 | \$10.33 | 1L5NL |
| Florida | \$17.83 | \$11.95 | \$10.33 | 1L5NL |
| Georgia | \$17.83 | \$11.95 | \$10.33 | 1L5NL |
| Kentucky | \$17.83 | \$11.95 | \$10.33 | 1L5NL |
| Louisiana | \$17.83 | \$11.95 | \$10.33 | 1L5NL |
| Mississippi | \$17.83 | \$11.95 | \$10.33 | 1L5NL |
| North Carolina | \$17.83 | \$11.95 | \$10.33 | 1L5NL |
| South Carolina | \$17.83 | \$11.95 | \$10.33 | 1L5NL |
| Tennessee | \$17.83 | \$11.95 | \$10.33 | 1L5NL |

Note 1: Area Commitment Plan Rates.

EFFECTIVE: JANUARY 23, 2001

| | | | | | |
|---|---------|---------------------|---------------------|-------|-----|
| ACCESS SERVICE | | | | | (N) |
| 23 - Metropolitan Statistical Area Access Services (Cont'd) | | | | | (N) |
| 23.5 Rates and Charges (Cont'd) | | | | | (N) |
| 23.5.1 BellSouth SWA Dedicated Transport (Cont'd) | | | | | (N) |
| Per Month Rates | | | | | (N) |
| | Month | Plan A ¹ | Plan B ¹ | | (N) |
| | to | 24 to 48 | 49 to 72 | | (N) |
| | Month | Months | Months | USOC | (N) |
| (B) BellSouth SWA Interoffice Channel (Cont'd) | | | | | (N) |
| (1) BellSouth SWA Dedicated Transport (Cont'd) | | | | | (N) |
| c. BellSouth SWA DS1 - 1.544 Mbps (Cont'd) | | | | | (N) |
| Zone 3 - Facility Termination | | | | | (N) |
| Alabama | \$68.89 | \$60.78 | \$56.73 | 1L5NL | (N) |
| Florida | \$68.89 | \$60.78 | \$56.73 | 1L5NL | (N) |
| Georgia | \$68.89 | \$60.78 | \$56.73 | 1L5NL | (N) |
| Kentucky | \$68.89 | \$60.78 | \$56.73 | 1L5NL | (N) |
| Louisiana | \$68.89 | \$60.78 | \$56.73 | 1L5NL | (N) |
| Mississippi | \$68.89 | \$60.78 | \$56.73 | 1L5NL | (N) |
| North Carolina | \$68.89 | \$60.78 | \$56.73 | 1L5NL | (N) |
| South Carolina | \$68.89 | \$60.78 | \$56.73 | 1L5NL | (N) |
| Tennessee | \$68.89 | \$60.78 | \$56.73 | 1L5NL | (N) |
| Zone 3 - Per Mile | | | | | (N) |
| Alabama | \$19.05 | \$16.21 | \$16.21 | 1L5NL | (N) |
| Florida | \$19.05 | \$16.21 | \$16.21 | 1L5NL | (N) |
| Georgia | \$19.05 | \$16.21 | \$16.21 | 1L5NL | (N) |
| Kentucky | \$19.05 | \$16.21 | \$16.21 | 1L5NL | (N) |
| Louisiana | \$19.05 | \$16.21 | \$16.21 | 1L5NL | (N) |
| Mississippi | \$19.05 | \$16.21 | \$16.21 | 1L5NL | (N) |
| North Carolina | \$19.05 | \$16.21 | \$16.21 | 1L5NL | (N) |
| South Carolina | \$19.05 | \$16.21 | \$16.21 | 1L5NL | (N) |
| Tennessee | \$19.05 | \$16.21 | \$16.21 | 1L5NL | (N) |

Note 1: Area Commitment Plan Rates. (N)

EFFECTIVE: JANUARY 23, 2001

| | | | | | |
|---|--------------|------------------------|---------------------|-------------|-----|
| ACCESS SERVICE | | | | | (N) |
| 23 - Metropolitan Statistical Area Access Services (Cont'd) | | | | | (N) |
| 23.5 <u>Rates and Charges</u> (Cont'd) | | | | | (N) |
| 23.5.1 <u>BellSouth SWA Dedicated Transport</u> (Cont'd) | | | | | (N) |
| | | <u>Monthly</u> | <u>Nonrecurring</u> | <u>USOC</u> | (N) |
| | | <u>Rates</u> | <u>Charges</u> | | (N) |
| (B) <u>BellSouth SWA Interoffice</u> | | | | | (N) |
| <u>Channel</u> (Cont'd) | | | | | (N) |
| (1) BellSouth SWA Dedicated | | | | | (N) |
| Transport (Cont'd) | | | | | (N) |
| d. BellSouth SWA DS3 | | | | | (N) |
| - 44.736 Mbps | | | | | (N) |
| | | | \$67.19 | 1L5NM | (N) |
| | | <u>Per Month Rates</u> | | | (N) |
| | Month | Plan A ¹ | Plan B ¹ | | (N) |
| | to | 24 to 48 | 49 to 72 | | (N) |
| | <u>Month</u> | <u>Months</u> | <u>Months</u> | <u>USOC</u> | (N) |
| Zone 1 - Facility Termination | | | | | (N) |
| Alabama | \$972.54 | \$810.45 | \$688.88 | 1L5NM | (N) |
| Florida | \$972.54 | \$810.45 | \$688.88 | 1L5NM | (N) |
| Georgia | \$972.54 | \$810.45 | \$688.88 | 1L5NM | (N) |
| Kentucky | \$972.54 | \$810.45 | \$688.88 | 1L5NM | (N) |
| Louisiana | \$972.54 | \$810.45 | \$688.88 | 1L5NM | (N) |
| Mississippi | \$972.54 | \$810.45 | \$688.88 | 1L5NM | (N) |
| North Carolina | \$972.54 | \$810.45 | \$688.88 | 1L5NM | (N) |
| South Carolina | \$972.54 | \$810.45 | \$688.88 | 1L5NM | (N) |
| Tennessee | \$972.54 | \$810.45 | \$688.88 | 1L5NM | (N) |
| Zone 1 - Per Mile | | | | | (N) |
| Alabama | \$97.25 | \$75.00 | \$65.00 | 1L5NM | (N) |
| Florida | \$97.25 | \$75.00 | \$65.00 | 1L5NM | (N) |
| Georgia | \$97.25 | \$75.00 | \$65.00 | 1L5NM | (N) |
| Kentucky | \$97.25 | \$75.00 | \$65.00 | 1L5NM | (N) |
| Louisiana | \$97.25 | \$75.00 | \$65.00 | 1L5NM | (N) |
| Mississippi | \$97.25 | \$75.00 | \$65.00 | 1L5NM | (N) |
| North Carolina | \$97.25 | \$75.00 | \$65.00 | 1L5NM | (N) |
| South Carolina | \$97.25 | \$75.00 | \$65.00 | 1L5NM | (N) |
| Tennessee | \$97.25 | \$75.00 | \$65.00 | 1L5NM | (N) |

Note 1: Area Commitment Plan Rates. (N)

EFFECTIVE: JANUARY 23, 2001

| | |
|---|-----|
| ACCESS SERVICE | (N) |
| 23 - Metropolitan Statistical Area Access Services (Cont'd) | (N) |
| 23.5 <u>Rates and Charges</u> (Cont'd) | (N) |
| 23.5.1 <u>BellSouth SWA Dedicated Transport</u> (Cont'd) | (N) |

(B) BellSouth SWA Interoffice Channel (Cont'd) (N)

(1) BellSouth SWA Dedicated Transport (Cont'd) (N)

d. BellSouth SWA DS3 - 44.736 Mbps (Cont'd) (N)

| <u>Per Month Rates</u> | | | | | (N) |
|--------------------------------------|-----------------------|---|---|-------------|-----|
| | <u>Month to Month</u> | <u>Plan A¹ 24 to 48 Months</u> | <u>Plan B¹ 49 to 72 Months</u> | <u>USOC</u> | (N) |
| Zone 2 - Facility Termination | | | | | (N) |
| Alabama | \$972.54 | \$850.98 | \$729.41 | 1L5NM | (N) |
| Florida | \$972.54 | \$850.98 | \$729.41 | 1L5NM | (N) |
| Georgia | \$972.54 | \$850.98 | \$729.41 | 1L5NM | (N) |
| Kentucky | \$972.54 | \$850.98 | \$729.41 | 1L5NM | (N) |
| Louisiana | \$972.54 | \$850.98 | \$729.41 | 1L5NM | (N) |
| Mississippi | \$972.54 | \$850.98 | \$729.41 | 1L5NM | (N) |
| North Carolina | \$972.54 | \$850.98 | \$729.41 | 1L5NM | (N) |
| South Carolina | \$972.54 | \$850.98 | \$729.41 | 1L5NM | (N) |
| Tennessee | \$972.54 | \$850.98 | \$729.41 | 1L5NM | (N) |

| | | | | | |
|--------------------------|---------|---------|---------|-------|-----|
| Zone 2 - Per Mile | | | | | (N) |
| Alabama | \$97.25 | \$75.00 | \$65.00 | 1L5NM | (N) |
| Florida | \$97.25 | \$75.00 | \$65.00 | 1L5NM | (N) |
| Georgia | \$97.25 | \$75.00 | \$65.00 | 1L5NM | (N) |
| Kentucky | \$97.25 | \$75.00 | \$65.00 | 1L5NM | (N) |
| Louisiana | \$97.25 | \$75.00 | \$65.00 | 1L5NM | (N) |
| Mississippi | \$97.25 | \$75.00 | \$65.00 | 1L5NM | (N) |
| North Carolina | \$97.25 | \$75.00 | \$65.00 | 1L5NM | (N) |
| South Carolina | \$97.25 | \$75.00 | \$65.00 | 1L5NM | (N) |
| Tennessee | \$97.25 | \$75.00 | \$65.00 | 1L5NM | (N) |

Note 1: Area Commitment Plan Rates. (N)

EFFECTIVE: JANUARY 23, 2001

| | | | | | |
|---|--------------|---------------------|---------------------|-------------|-----|
| ACCESS SERVICE | | | | | (N) |
| 23 - Metropolitan Statistical Area Access Services (Cont'd) | | | | | (N) |
| 23.5 <u>Rates and Charges</u> (Cont'd) | | | | | (N) |
| 23.5.1 <u>BellSouth SWA Dedicated Transport</u> (Cont'd) | | | | | (N) |
| <u>Per Month Rates</u> | | | | | (N) |
| <u>Per Month Rates</u> | | | | | (N) |
| | Month | Plan A ¹ | Plan B ¹ | | (N) |
| | to | 24 to 48 | 49 to 72 | | (N) |
| | <u>Month</u> | <u>Months</u> | <u>Months</u> | <u>USOC</u> | (N) |
| (B) <u>BellSouth SWA Interoffice Channel</u> (Cont'd) | | | | | (N) |
| (1) BellSouth SWA Dedicated Transport (Cont'd) | | | | | (N) |
| d. BellSouth SWA DS3 - 44.736 Mbps (Cont'd) | | | | | (N) |
| Zone 3 - Facility Termination | | | | | (N) |
| Alabama | \$972.54 | \$891.50 | \$769.93 | 1L5NM | (N) |
| Florida | \$972.54 | \$891.50 | \$769.93 | 1L5NM | (N) |
| Georgia | \$972.54 | \$891.50 | \$769.93 | 1L5NM | (N) |
| Kentucky | \$972.54 | \$891.50 | \$769.93 | 1L5NM | (N) |
| Louisiana | \$972.54 | \$891.50 | \$769.93 | 1L5NM | (N) |
| Mississippi | \$972.54 | \$891.50 | \$769.93 | 1L5NM | (N) |
| North Carolina | \$972.54 | \$891.50 | \$769.93 | 1L5NM | (N) |
| South Carolina | \$972.54 | \$891.50 | \$769.93 | 1L5NM | (N) |
| Tennessee | \$972.54 | \$891.50 | \$769.93 | 1L5NM | (N) |
| Zone 3 - Per Mile | | | | | (N) |
| Alabama | \$97.25 | \$75.00 | \$65.00 | 1L5NM | (N) |
| Florida | \$97.25 | \$75.00 | \$65.00 | 1L5NM | (N) |
| Georgia | \$97.25 | \$75.00 | \$65.00 | 1L5NM | (N) |
| Kentucky | \$97.25 | \$75.00 | \$65.00 | 1L5NM | (N) |
| Louisiana | \$97.25 | \$75.00 | \$65.00 | 1L5NM | (N) |
| Mississippi | \$97.25 | \$75.00 | \$65.00 | 1L5NM | (N) |
| North Carolina | \$97.25 | \$75.00 | \$65.00 | 1L5NM | (N) |
| South Carolina | \$97.25 | \$75.00 | \$65.00 | 1L5NM | (N) |
| Tennessee | \$97.25 | \$75.00 | \$65.00 | 1L5NM | (N) |
| Note 1: Area Commitment Plan Rates. | | | | | (N) |

BELLSOUTH TELECOMMUNICATIONS, INC.
BY: Operations Manager - Pricing
29G57, 675 W. Peachtree St., N.E.
Atlanta, Georgia 30375
ISSUED: JANUARY 22, 2001

TARIFF F.C.C. NO. 1
ORIGINAL PAGE 23-21

EFFECTIVE: JANUARY 23, 2001

ACCESS SERVICE (N)
23 - Metropolitan Statistical Area Access Services (Cont'd) (N)
23.5 Rates and Charges (Cont'd) (N)
23.5.1 BellSouth SWA Dedicated Transport (Cont'd) (N)
(C) Optional Features (N)

| | <u>USOC</u> | <u>Monthly Rates</u> | <u>Nonrecurring Initial</u> | <u>Charges Subsequent</u> | (N) |
|------------------------------------|-------------|----------------------|-----------------------------|---------------------------|-----|
| (1) 64 Clear Channel Capability | | | | | (N) |
| Per Channelized DS1/1.544 Mbps | | | | | (N) |
| High Capacity Channel optioned as: | | | | | (N) |
| - Superframe Format (SF) | SATSF | NONE | NONE | \$420.00 | (N) |
| - Extended Superframe Format (ESF) | SATES | NONE | NONE | \$420.00 | (N) |

EFFECTIVE: JANUARY 23, 2001

ACCESS SERVICE

23 - Metropolitan Statistical Area Access Services (Cont'd)

23.5 Rates and Charges (Cont'd)

23.5.1 BellSouth SWA Dedicated Transport (Cont'd)

(C) Optional Features (Cont'd)

(2) Channelization

| a. DS3 Channelization | <u>Monthly Rates</u> | <u>Nonrecurring Charges Initial</u> | <u>Subsequent</u> | <u>USOC</u> |
|-----------------------|----------------------|-------------------------------------|-------------------|-------------|
| 1. DS3 to DS1 | | \$145.45 | \$584.80 | SATNS |

Per Month Rates

| | <u>Month to Month</u> | <u>Plan A¹ 24 to 48 Months</u> | <u>Plan B¹ 49 to 72 Months</u> | <u>USOC</u> |
|---------------------------------|-----------------------|---|---|-------------|
| Zone 1 - Per Arrangement | | | | |
| Alabama | \$721.30 | \$648.36 | \$577.04 | SATNS |
| Florida | \$721.30 | \$648.36 | \$577.04 | SATNS |
| Georgia | \$721.30 | \$648.36 | \$577.04 | SATNS |
| Kentucky | \$721.30 | \$648.36 | \$577.04 | SATNS |
| Louisiana | \$721.30 | \$648.36 | \$577.04 | SATNS |
| Mississippi | \$721.30 | \$648.36 | \$577.04 | SATNS |
| North Carolina | \$721.30 | \$648.36 | \$577.04 | SATNS |
| South Carolina | \$721.30 | \$648.36 | \$577.04 | SATNS |
| Tennessee | \$721.30 | \$648.36 | \$577.04 | SATNS |

Zone 2 - Per Arrangement

| | | | | |
|----------------|----------|----------|----------|-------|
| Alabama | \$721.30 | \$684.83 | \$648.36 | SATNS |
| Florida | \$721.30 | \$684.83 | \$648.36 | SATNS |
| Georgia | \$721.30 | \$684.83 | \$648.36 | SATNS |
| Kentucky | \$721.30 | \$684.83 | \$648.36 | SATNS |
| Louisiana | \$721.30 | \$684.83 | \$648.36 | SATNS |
| Mississippi | \$721.30 | \$684.83 | \$648.36 | SATNS |
| North Carolina | \$721.30 | \$684.83 | \$648.36 | SATNS |
| South Carolina | \$721.30 | \$684.83 | \$648.36 | SATNS |
| Tennessee | \$721.30 | \$684.83 | \$648.36 | SATNS |

Note 1: Area Commitment Plan Rates.

EFFECTIVE: JANUARY 23, 2001

ACCESS SERVICE

23 - Metropolitan Statistical Area Access Services (Cont'd)

23.5 Rates and Charges (Cont'd)

23.5.1 BellSouth SWA Dedicated Transport (Cont'd)

(C) Optional Features (Cont'd)

(2) Channelization (Cont'd)

a. DS3 Channelization

1. DS3 to DS1 (Cont'd)

| <u>Per Month Rates</u> | | | | |
|---------------------------------|-------------------------------|---|---|-------------|
| | <u>Month to Month</u> | <u>Plan A¹ 24 to 48 Months</u> | <u>Plan B¹ 49 to 72 Months</u> | <u>USOC</u> |
| Zone 3 - Per Arrangement | | | | |
| Alabama | \$721.30 | \$721.30 | \$721.30 | SATNS |
| Florida | \$721.30 | \$721.30 | \$721.30 | SATNS |
| Georgia | \$721.30 | \$721.30 | \$721.30 | SATNS |
| Kentucky | \$721.30 | \$721.30 | \$721.30 | SATNS |
| Louisiana | \$721.30 | \$721.30 | \$721.30 | SATNS |
| Mississippi | \$721.30 | \$721.30 | \$721.30 | SATNS |
| North Carolina | \$721.30 | \$721.30 | \$721.30 | SATNS |
| South Carolina | \$721.30 | \$721.30 | \$721.30 | SATNS |
| Tennessee | \$721.30 | \$721.30 | \$721.30 | SATNS |

| | <u>Monthly Rates</u> | <u>Nonrecurring Charges</u> | <u>USOC</u> |
|--|--------------------------|---------------------------------|-------------|
| (i) Central Office Channel Interface - per DS1 | NONE | \$170.00 | SATCO |

Note 1: Area Commitment Plan Rates.

EFFECTIVE: JANUARY 23, 2001

| | | | | |
|--|----------------|---------------------|-------------|-----|
| ACCESS SERVICE | | | | (N) |
| 23 - Metropolitan Statistical Area Access Services (Cont'd) | | | | (N) |
| 23.5 Rates and Charges (Cont'd) | | | | (N) |
| 23.5.1 BellSouth SWA Dedicated Transport (Cont'd) | | | | (N) |
| (C) Optional Features (Cont'd) | | | | (N) |
| (2) Channelization (Cont'd) | | | | (N) |
| b. DS1 Channelization ¹ | | | | (N) |
| | <u>Monthly</u> | <u>Nonrecurring</u> | <u>USOC</u> | (N) |
| | <u>Rates</u> | <u>Charges</u> | | (N) |
| 1. Basic Channelization | | | | (N) |
| System DS1 to DS0 | | | | (N) |
| or Analog | | \$135.00 | SATN1 | (N) |
| Zone 1 - Per System | | | | (N) |
| Alabama | \$149.93 | | SATN1 | (N) |
| Florida | \$149.93 | | SATN1 | (N) |
| Georgia | \$149.93 | | SATN1 | (N) |
| Kentucky | \$149.93 | | SATN1 | (N) |
| Louisiana | \$149.93 | | SATN1 | (N) |
| Mississippi | \$149.93 | | SATN1 | (N) |
| North Carolina | \$149.93 | | SATN1 | (N) |
| South Carolina | \$149.93 | | SATN1 | (N) |
| Tennessee | \$149.93 | | SATN1 | (N) |
| Zone 2 - Per System | | | | (N) |
| Alabama | \$149.93 | | SATN1 | (N) |
| Florida | \$149.93 | | SATN1 | (N) |
| Georgia | \$149.93 | | SATN1 | (N) |
| Kentucky | \$149.93 | | SATN1 | (N) |
| Louisiana | \$149.93 | | SATN1 | (N) |
| Mississippi | \$149.93 | | SATN1 | (N) |
| North Carolina | \$149.93 | | SATN1 | (N) |
| South Carolina | \$149.93 | | SATN1 | (N) |
| Tennessee | \$149.93 | | SATN1 | (N) |
| Zone 3 - Per System | | | | (N) |
| Alabama | \$149.93 | | SATN1 | (N) |
| Florida | \$149.93 | | SATN1 | (N) |
| Georgia | \$149.93 | | SATN1 | (N) |
| Kentucky | \$149.93 | | SATN1 | (N) |
| Louisiana | \$149.93 | | SATN1 | (N) |
| Mississippi | \$149.93 | | SATN1 | (N) |
| North Carolina | \$149.93 | | SATN1 | (N) |
| South Carolina | \$149.93 | | SATN1 | (N) |
| Tennessee | \$149.93 | | SATN1 | (N) |
| Note 1: DS1 Channelization Equipment monthly and nonrecurring rates will | | | | (N) |
| not apply at the Telephone Company end office when directly | | | | (N) |
| integrated into a Telephone Company End Office Digital Switching | | | | (N) |
| System. | | | | (N) |

BELLSOUTH TELECOMMUNICATIONS, INC.
 BY: Operations Manager - Pricing
 29657, 675 W. Peachtree St., N.E.
 Atlanta, Georgia 30375
 ISSUED: JULY 3, 2001

TARIFF F.C.C. NO. 1
 1ST REVISED PAGE 23-24.1
 CANCELS ORIGINAL PAGE 23-24.1

EFFECTIVE: JULY 4, 2001

ACCESS SERVICE

23 – Metropolitan Statistical Area Access Services (Cont'd)

23.5 Rates and Charges (Cont'd)

23.5.1 BellSouth SWA Dedicated Transport (Cont'd)

(C) Optional Features (Cont'd)

(2) Channelization (Cont'd)

b. DS1 Channelization¹ (Cont'd)

| <u>ALL STATES</u> | | | | | |
|---|--------------------------|--|-------------------------------|-------------|-------------------|
| | <u>Monthly Rates</u> | <u>Nonrecurring First</u> | <u>Charges Additional</u> | <u>USOC</u> | |
| (ii) Central Office Channel Interface - Per Interface | | | | | |
| BellSouth SWA | \$ 0.00 | \$ 0.00 | \$ 0.00 | SATSA | |
| BellSouth SWA CCSAC Links | \$ 0.00 | \$ 0.00 | \$ 0.00 | SATCL | |
| | | <u>Nonrecurring Initial</u> | <u>Charges Subsequent</u> | <u>USOC</u> | |
| (3) Tandem Signaling - Per Trunk ² | | Nonrecurring charges are provided in Section 6.8.1.G.7 | | CNDST | (N) (C) (C) |

Note 1: DS1 Channelization Equipment monthly and nonrecurring rates will not apply at the Telephone Company end office when directly integrated into a Telephone Company End Office Digital Switching System.

Note 2: This charge is in addition to the charge set forth in 6.8.8(A)

EFFECTIVE: JANUARY 23, 2001

| | | | | | |
|---|-------|----------------------|------------|----------|-----|
| ACCESS SERVICE | | | | | (N) |
| 23 - Metropolitan Statistical Area Access Services (Cont'd) | | | | | (N) |
| 23.5 Rates and Charges (Cont'd) | | | | | (N) |
| 23.5.1 BellSouth SWA Dedicated Transport (Cont'd) | | | | | (N) |
| (D) Dedicated Network Access Lines (DNALs) | | | | | (N) |
| (1) DNAL Switched Local Channel | | | | | (N) |
| ALL STATES | | | | | (N) |
| | | Nonrecurring Charges | | (N) | |
| | | First | Additional | (N) | |
| | | Service | Service | (N) | |
| | | Installed | Installed | (N) | |
| | USOC | Monthly Rates | | | |
| (a) Per DNAL Switched Local Channel for use with the BSEs - SMDI, ISMDI, BCLID, Make Busy/Night Transfer ¹ , and Queuing (Call Waiting ¹ Subelements Only), | | | | | (N) |
| | | | | | (N) |
| | | | | | (N) |
| | | | | | (N) |
| | | | | | (N) |
| | | | | | (N) |
| - Two-Wire | T6E2X | \$40.00 | \$308.95 | \$119.49 | (N) |
| - Four-Wire | T6E4X | \$55.00 | \$314.69 | \$125.19 | (N) |
| (b) Per DNAL Switched Local Channel for use with the BSE - Queuing (Music After Delay Announcement Subelements Only), | | | | | (N) |
| | | | | | (N) |
| | | | | | (N) |
| | | | | | (N) |
| | | | | | (N) |
| 200 - 3500 Hz | T6ECS | \$37.10 | \$345.89 | \$135.65 | (N) |
| 100 - 5000 Hz | T6ECS | \$49.25 | \$380.73 | \$169.79 | (N) |
| 50 - 8000 Hz | T6ECS | \$49.66 | \$406.23 | \$176.70 | (N) |
| (c) Per DNAL Switched Local Channel for use with SMDI and ISMDI 9.6 Kbps Digital Service | | | | | (N) |
| | | | | | (N) |
| | | | | | (N) |
| | | | | | (N) |
| - 9.6 Kbps Digital Data Access Service | T6ECS | \$60.00 | \$520.00 | \$310.00 | (N) |
| | | | | | (N) |
| Note 1: Available as a Two-Wire Service Only | | | | | (N) |

EFFECTIVE: JANUARY 23, 2001

ACCESS SERVICE

23 – Metropolitan Statistical Area Access Services (Cont'd)

23.5 Rates and Charges (Cont'd)

23.5.1 BellSouth SWA Dedicated Transport (Cont'd)

(D) Dedicated Network Access Lines (DNALs) (Cont'd)

(2) DNAL Switched Interoffice Channel

- (a) Switched Interoffice Channel
 for use with the BSEs -
 SMDI, ISMDI, BCLID, Make
 Busy/Night Transfer, and
 Queuing (Call Waiting
 Subelements Only)

| <u>Mileage Bands</u> | <u>USOC</u> | <u>ALL STATES</u> <u>Monthly Rates</u> | | <u>Nonrecurring</u> <u>Charges</u> |
|----------------------|-------------|---|-----------------|---------------------------------------|
| | | <u>Fixed</u> | <u>Per Mile</u> | |
| 0 | 1L5XX | None | None | None |
| Over 0 to 4 | 1L5XX | \$ 5.36 | \$ 3.34 | \$79.85 |
| Over 4 to 8 | 1L5XX | \$ 7.20 | \$ 3.34 | \$79.85 |
| Over 8 to 25 | 1L5XX | \$ 9.02 | \$ 3.34 | \$79.85 |
| Over 25 to 50 | 1L5XX | \$10.85 | \$ 3.34 | \$79.85 |
| Over 50 | 1L5XX | \$12.67 | \$ 3.34 | \$79.85 |

- (b) Switched Interoffice
 Channel for use with
 the BSE - Queuing
 (Music After Delay
 Announcement Subelements
 Only),

(i) 200 to 3500 Hz

| <u>Mileage Bands</u> | | | | |
|----------------------|-------|---------|---------|---------|
| 0 | 1L5XX | None | None | None |
| Over 0 to 4 | 1L5XX | \$10.02 | \$ 2.19 | \$85.53 |
| Over 4 to 8 | 1L5XX | \$11.85 | \$ 2.19 | \$85.53 |
| Over 8 to 25 | 1L5XX | \$13.68 | \$ 2.19 | \$85.53 |
| Over 25 to 50 | 1L5XX | \$15.52 | \$ 2.19 | \$85.53 |
| Over 50 | 1L5XX | \$17.35 | \$ 2.19 | \$85.53 |

BELLSOUTH TELECOMMUNICATIONS, INC.
 BY: Operations Manager - Pricing
 29G57, 675 W. Peachtree St., N.E.
 Atlanta, Georgia 30375
 ISSUED: JULY 3, 2001

TARIFF F.C.C. NO. 1
 1ST REVISED PAGE 23-27
 CANCELS ORIGINAL PAGE 23-27

EFFECTIVE: JULY 4, 2001

ACCESS SERVICE

23 - Metropolitan Statistical Area Access Services (Cont'd)

23.5 Rates and Charges (Cont'd)

23.5.1 BellSouth SWA Dedicated Transport (Cont'd)

(D) Dedicated Network Access Lines (DNALs) (Cont'd)

(2) DNAL Switched Interoffice Channel (Cont'd)

(b) (Cont'd)

| | | ALL STATES | | |
|------|----------------|---------------|-----------------|----------------------|
| | | Monthly Rates | | Nonrecurring Charges |
| | | <u>Fixed</u> | <u>Per Mile</u> | |
| (ii) | 100 to 5000 Hz | <u>USOC</u> | | |
| | Mileage Bands | | | |
| | 0 | 1L5XX | None | None |
| Over | 0 to 4 | 1L5XX | \$14.69 | \$ 3.85 |
| Over | 4 to 8 | 1L5XX | \$18.99 | \$ 3.85 |
| Over | 8 to 25 | 1L5XX | \$23.28 | \$ 3.85 |
| Over | 25 to 50 | 1L5XX | \$27.59 | \$ 3.85 |
| Over | 50 | 1L5XX | \$31.90 | \$ 3.85 |

| | | | | |
|---------------------|-------|---------|---------|---------|
| (iii) 50 to 8000 Hz | | | | |
| Mileage Bands | | | | |
| 0 | 1L5XX | None | None | None |
| Over 0 to 4 | 1L5XX | \$18.37 | \$ 5.76 | \$98.97 |
| Over 4 to 8 | 1L5XX | \$22.87 | \$ 5.76 | \$98.97 |
| Over 8 to 25 | 1L5XX | \$27.36 | \$ 5.76 | \$98.97 |
| Over 25 to 50 | 1L5XX | \$31.88 | \$ 5.76 | \$98.97 |
| Over 50 | 1L5XX | \$36.38 | \$ 5.76 | \$98.97 |

| | | | | |
|--|-------|---------|---------|---------|
| (c) Switched Interoffice Channel for use with SMDI and ISMDI, per 9.6 Kbps service | 1L5XX | \$ 7.00 | \$ 0.15 | \$62.00 |
|--|-------|---------|---------|---------|

(E) CCS7 Signaling Connections, CCS7 Signaling Terminations and Optional Usage Feature

| | Monthly Rate | Nonrecurring Charge | USOC | |
|--|--|---------------------|-------|-------------------|
| (1) CCS7 Signaling Connection - per 56 kbps facility | Monthly and Nonrecurring charges are provided in Section 6.8.1.I.1 | | | (N) (C) (C) |
| | | | TPP++ | |

| | Monthly Rate | First | Nonrecurring Charge Additional | USOC |
|---|--------------|----------|--------------------------------|-------|
| (2) Point Code Establishment or Change | | | | |
| (a) Per Originating Point Code Established or Changed | \$ - | \$ 40.00 | \$ 8.00 | CCAP0 |
| (b) Per Destination Point Code Established or Changed | \$ - | \$ 8.00 | \$ 8.00 | CCAPD |

BELLSOUTH TELECOMMUNICATIONS, INC.
BY: Operations Manager - Pricing
29G57, 675 W. Peachtree St., N.E.
Atlanta, Georgia 30375
ISSUED: JULY 3, 2001

TARIFF F.C.C. NO. 1
1ST REVISED PAGE 23-28
CANCELS ORIGINAL PAGE 23-28

EFFECTIVE: JULY 4, 2001

ACCESS SERVICE

23 - Metropolitan Statistical Area Access Services (Cont'd)

23.5 Rates and Charges (Cont'd)

23.5.1 BellSouth SWA Dedicated Transport (Cont'd)

(F) Access Tandem Switching (Cont'd)

| | <u>Monthly Rate</u> | <u>Nonrecurring Charge</u> | <u>USOC</u> | (N) (N) |
|---|---|--------------------------------|-------------|------------|
| (2) Dedicated Tandem Trunk Port Service | | | | |
| - Per dedicated DS0/VG trunk port required | Monthly rate provided in Section 6.8.1.C.2 | | TDWOP | (C) (C) |
| - Per dedicated DS1 trunk port required | Monthly rate provided in Section 6.8.1.C.2 | | TDW1P | (C) (C) |
| (3) DS1 to VG Channelization Per DS1 termination to an analog tandem switch | \$149.93 | \$135.00 | SATN2 | |

EFFECTIVE: JANUARY 23, 2001

ACCESS SERVICE

23 - Metropolitan Statistical Area Access Services (Cont'd)

23.5 Rates and Charges (Cont'd)

23.5.1 BellSouth SWA Dedicated Transport (Cont'd)

(G) BellSouth Dedicated Ring - Self-healing Multi-nodal Alternate Route
Topology Ring - Month-to-Month

| | Month to <u>Month</u> | Nonrecurring <u>Charge</u> | <u>USOC</u> |
|---|--------------------------|-------------------------------|-------------|
| (1) Local Channel (All capacities except OC-1) | | | |
| (a) Per Local Channel | - | \$380.00 | 1HSLC |
| (b) Per Quarter Air Mile | \$95.00 | - | 1HSLC |
| (2) Alternate Central Office (All capacities except OC-1) | | | |
| (a) Per Alternate C.O. Channel | - | \$415.00 | 1HSAC |
| (b) Per Quarter Air Mile | \$1500.00 | - | 1HSAC |
| (3) Interoffice Channel (All capacities except OC-1) | | | |
| (a) Per Channel | - | \$125.00 | 1HS1C |
| (b) Fixed, OC-3 Capacity | \$45.00 | - | 1HS1C |
| (c) Fixed, OC-3+, OC-12, OC-48 or OC-48+ Capacity | \$158.00 | - | 1HS1C |
| (d) Per Quarter Air Mile, OC-3 Capacity | \$41.00 | - | 1HS1C |
| (e) Per Quarter Air Mile, OC-3+, OC-12, OC-48 or OC-48+ Capacity | \$50.00 | - | 1HS1C |
| (f) Fixed, OC-192+ Capacity | \$770.00 | - | 1HS1C |
| (g) Per Quarter Air Mile, OC-192+ Capacity | \$50.00 | - | 1HS1C |
| (4) Internodal Channel (All capacities except OC-1) | | | |
| (a) Per Internodal Channel, Same Wire Center area, Per Quarter Air Mile | \$3000.00 | \$435.00 | 1HSSC |
| (b) Per Internodal Channel, Same Office Park/Campus Environment in Contiguous Serving Wire Center Areas, Per Quarter Air Mile | \$3500.00 | \$435.00 | 1HSCC |

EFFECTIVE: JANUARY 23, 2001

ACCESS SERVICE

23 - Metropolitan Statistical Area Access Services (Cont'd)

23.5 Rates and Charges (Cont'd)

23.5.1 BellSouth SWA Dedicated Transport (Cont'd)

(G) BellSouth Dedicated Ring - Self-healing Multi-nodal Alternate Route
Topology Ring - Month-to-Month (Cont'd)

| | Month to | Nonrecurring | | |
|---|--------------|---------------|-------------|-----|
| | <u>Month</u> | <u>Charge</u> | <u>USOC</u> | |
| (5) Customer Node (Per Customer Node) | | | | (N) |
| (a) OC-1 Capacity | \$720.00 | \$390.00 | SHSC4 | (N) |
| (b) OC-3 Capacity | \$1980.00 | \$410.00 | SHSC3 | (N) |
| (c) OC-3+ Capacity | \$2700.00 | \$410.00 | SHSN5 | (N) |
| (d) OC-12 Capacity | \$3060.00 | \$420.00 | SHSC1 | (N) |
| (e) OC-48 Capacity | \$5220.00 | \$420.00 | SHSN8 | (N) |
| (f) OC-48+ Capacity | \$5850.00 | \$420.00 | SHSN9 | (N) |
| (g) OC-192+ Capacity | \$25000.00 | \$540.00 | SHSC2 | (N) |
| (6) Customer Channel Interface (Per Customer Node) | | | | (N) |
| (a) Per DS1 | \$35.00 | \$245.00 | SHSBB | (N) |
| (b) Per DS3 | \$170.00 | \$110.00 | SHSZT | (N) |
| (c) Per STS-1 | \$220.00 | \$105.00 | SHS13 | (N) |
| (d) Per OC-1 | \$100.00 | \$115.00 | SHS1C | (N) |
| (e) Per OC-3 | | | | (N) |
| - 2-Fiber | \$240.00 | \$110.00 | SHS1D | (N) |
| - 4 Fiber | \$475.00 | \$110.00 | SHS15 | (N) |
| (e) Per OC-12 | | | | (N) |
| - 2-Fiber | \$715.00 | \$115.00 | SHS1F | (N) |
| - 4 Fiber | \$1430.00 | \$115.00 | SHS19 | (N) |
| (f) Per OC-48 | | | | (N) |
| - 2-Fiber | \$1600.00 | \$420.00 | SHS1A | (N) |
| - 4 Fiber | \$3200.00 | \$420.00 | SHS1B | (N) |
| (g) Per DS1 within an STS-1 Asymmetrical Arrangement ¹ | \$25.00 | \$330.00 | SHSBS | (N) |
| (h) Per DS3 (Asymmetrical with DS1) ¹ | \$550.00 | \$360.00 | SHS1T | (N) |
| (7) Central Office Node (Per Central Office Node) | | | | (N) |
| (a) OC-1 Capacity | \$540.00 | \$385.00 | SHSH4 | (N) |
| (b) OC-3 Capacity | \$1260.00 | \$410.00 | SHSH3 | (N) |
| (b) OC-3+ Capacity | \$2250.00 | \$410.00 | SHSH5 | (N) |

Note 1: See Page 6-75.10 for the application of these interfaces.

EFFECTIVE: JANUARY 23, 2001

ACCESS SERVICE

23 - Metropolitan Statistical Area Access Services (Cont'd)

23.5 Rates and Charges (Cont'd)

23.5.1 BellSouth SWA Dedicated Transport (Cont'd)

(G) BellSouth Dedicated Ring - Self-healing Multi-nodal Alternate Route
Topology Ring - Month to Month (Cont'd)

| | Month to Month | Nonrecurring Charge | USOC | |
|--|-------------------|------------------------|-------|-----|
| (7) Central Office Node (Per Central Office Node) (Cont'd) | | | | (N) |
| (d) OC-12 Capacity | \$2340.00 | \$420.00 | SHSH1 | (N) |
| (e) OC-48 Capacity | \$4860.00 | \$420.00 | SHSH8 | (N) |
| (f) OC-48+ Capacity | \$5490.00 | \$420.00 | SHSH9 | (N) |
| (g) OC-192+ Capacity | \$25000.00 | \$540.00 | SHSH2 | (N) |
| (8) Central Office Channel Interface (Per Central Office Node) | | | | (N) |
| (a) Per DS1 | \$35.00 | \$100.00 | SHSCB | (N) |
| (b) Per DS3 | \$115.00 | \$150.00 | SHSYT | (N) |
| (c) Per STS-1 | \$150.00 | \$155.00 | SHS02 | (N) |
| (d) Per OC-1 | \$100.00 | \$170.00 | SHSCC | (N) |
| (e) Per OC-3 | | | | (N) |
| - 2 Fiber | \$240.00 | \$99.00 | SHSCD | (N) |
| - 4 Fiber | \$425.00 | \$99.00 | SHS04 | (N) |
| (f) Per OC-12 | | | | (N) |
| - 2 Fiber | \$640.00 | \$99.00 | SHSCF | (N) |
| - 4 Fiber | \$1280.00 | \$99.00 | SHSC9 | (N) |
| (g) Per 28 DS1 Channel System | | | | (N) |
| - DS3 | \$650.00 | \$130.00 | SHSW8 | (N) |
| - STS-1 | \$750.00 | \$130.00 | SHSCS | (N) |
| (h) Per DS1 on 28 DS1 Channel System | | | | (N) |
| - DS3 | \$12.00 | \$130.00 | SHSCA | (N) |
| - STS-1 | \$40.00 | \$83.00 | SHSCG | (N) |
| (i) Per OC-48 | | | | (N) |
| - 2 Fiber | \$1600.00 | \$650.00 | SHSCJ | (N) |
| - 4 Fiber | \$3200.00 | \$650.00 | SHSCK | (N) |
| (j) Per DS1 within an STS-1 Asymmetrical Arrangement ¹ | \$25.00 | \$360.00 | SHSCH | (N) |
| (k) Per DS3 (Asymmetrical with DS1) ¹ | \$550.00 | \$400.00 | SHSCT | (N) |

Note 1: See Page 6-75.10 for the rate application of these interfaces.

EFFECTIVE: JANUARY 23, 2001

ACCESS SERVICE

23 - Metropolitan Statistical Area Access Services (Cont'd)

23.5 Rates and Charges (Cont'd)

23.5.1 BellSouth SWA Dedicated Transport (Cont'd)

(G) BellSouth Dedicated Ring - Self-healing Multi-nodal Alternate Route
Topology Ring - Transport Payment Plan

| | <u>Per Month Rates</u> | | | <u>USOC</u> |
|---|------------------------|---------------|---------------|-------------|
| | <u>A</u> | <u>B</u> | <u>C</u> | |
| | <u>12-36</u> | <u>37-60</u> | <u>61-96</u> | |
| | <u>Months</u> | <u>Months</u> | <u>Months</u> | |
| (1) Local Channel (All capacities except OC-1) | | | | |
| (a) Per Quarter Air Mile | \$83.00 | \$73.00 | \$68.00 | 1HSLC |
| (2) Alternative Central Office Channel (All capacities except OC-1) | | | | |
| (a) Per Quarter Air Mile | \$280.00 | \$175.00 | \$140.00 | 1HSAC |
| (3) Interoffice Channel (All capacities except OC-1) | | | | |
| (a) Fixed, OC-3 Capacity | \$36.00 | \$32.00 | \$27.00 | 1HS1C |
| (b) Fixed, OC-3+, OC-12, OC-48 or OC-48+ Capacity | \$140.00 | \$126.00 | \$117.00 | 1HS1C |
| (c) Fixed, OC-192+ Capacity | \$635.00 | \$610.00 | \$590.00 | 1HS1C |
| (d) Per Quarter Air Mile, OC-3 Capacity | \$32.00 | \$23.00 | \$18.00 | 1HS1C |
| (e) Per Quarter Air Mile, OC-3+, OC-12, OC-48 or OC-48+ Capacity | \$36.00 | \$30.00 | \$23.00 | 1HS1C |
| (f) Per Quarter Air Mile, OC-192+ Capacity | \$36.00 | \$30.00 | \$23.00 | 1HS1C |
| (4) Internodal Channel (All capacities except OC-1) | | | | |
| (a) Per Internodal Channel, Same Wire Center Area, Per Quarter Air Mile | \$690.00 | \$415.00 | \$345.00 | 1HSSC |

EFFECTIVE: JANUARY 23, 2001

ACCESS SERVICE

23 - Metropolitan Statistical Area Access Services (Cont'd)

23.5 Rates and Charges (Cont'd)

23.5.1 BellSouth SWA Dedicated Transport (Cont'd)

(G) BellSouth Dedicated Ring - Self-healing Multi-nodal Alternate Route
Topology Ring - Transport Payment Plan (Cont'd)

| | <u>Per Month Rates</u> | | | <u>USOC</u> |
|---|------------------------|---------------|---------------|-------------|
| | <u>A</u> | <u>B</u> | <u>C</u> | |
| | <u>12-36</u> | <u>37-60</u> | <u>61-96</u> | |
| | <u>Months</u> | <u>Months</u> | <u>Months</u> | |
| (4) Internodal Channel (All capacities except OC-1) (Cont'd) | | | | |
| (b) Per Internodal Channel, Same Office Park/Campus Environment in Contiguous Serving Wire Center Areas, Per Quarter Air Mile | \$780.00 | \$465.00 | \$390.00 | 1HSCC |
| (5) Customer Node (Per Customer Node) | | | | |
| (a) OC-1 Capacity | \$360.00 | \$315.00 | \$270.00 | SHSC4 |
| (b) OC-3 Capacity | \$990.00 | \$900.00 | \$810.00 | SHSC3 |
| (c) OC-3+ Capacity | \$1845.00 | \$1575.00 | \$1350.00 | SHSN5 |
| (d) OC-12 Capacity | \$1980.00 | \$1800.00 | \$1575.00 | SHSC1 |
| (e) OC-48 Capacity | \$4410.00 | \$4050.00 | \$3510.00 | SHSN8 |
| (f) OC-48+ Capacity | \$4410.00 | \$4050.00 | \$3510.00 | SHSN9 |
| (g) OC-192+ Capacity | \$12500.00 | \$11000.00 | \$9750.00 | SHSC2 |
| (6) Customer Channel Interface (Per Customer Node) | | | | |
| (a) Per DS1 | \$34.00 | \$27.00 | \$21.00 | SHSBB |
| (b) Per DS3 | \$135.00 | \$130.00 | \$125.00 | SHSZT |
| (c) Per STS-1 | \$170.00 | \$150.00 | \$140.00 | SHS13 |
| (d) Per OC-1 | \$90.00 | \$80.00 | \$75.00 | SHS1C |

EFFECTIVE: JANUARY 23, 2001

| | | | | |
|---|------------|------------|-----------------|-----|
| ACCESS SERVICE | | | | (N) |
| 23 - Metropolitan Statistical Area Access Services (Cont'd) | | | | (N) |
| 23.5 Rates and Charges (Cont'd) | | | | (N) |
| 23.5.1 BellSouth SWA Dedicated Transport (Cont'd) | | | | (N) |
| (G) BellSouth Dedicated Ring - Self-healing Multi-nodal Alternate Route | | | | (N) |
| <u>Topology Ring - Transport Payment Plan (Cont'd)</u> | | | | (N) |
| Per Month Rates | | | | (N) |
| A B C | | | | (N) |
| 12-36 37-60 61-96 | | | | (N) |
| <u>Months Months Months</u> | | | | (N) |
| <u>USOC</u> | | | | (N) |
| (6) Customer Channel Interface | | | | (N) |
| (Per Customer Node) (Cont'd) | | | | (N) |
| (e) Per OC-3 | | | | (N) |
| - 2 Fiber | \$170.00 | \$150.00 | \$140.00 SHS1D | (N) |
| - 4 Fiber | \$340.00 | \$300.00 | \$280.00 SHS15 | (N) |
| (f) Per OC-12 | | | | (N) |
| - 2 Fiber | \$484.00 | \$446.00 | \$408.00 SHS1F | (N) |
| - 4 Fiber | \$969.00 | \$893.00 | \$816.00 SHS19 | (N) |
| (g) Per OC-48 | | | | (N) |
| - 2 Fiber | \$1325.00 | \$1215.00 | \$1050.00 SHS1A | (N) |
| - 4 Fiber | \$2650.00 | \$2430.00 | \$2100.00 SHS1B | (N) |
| (h) Per DS1 within an STS-1 | | | | (N) |
| Asymmetrical Arrangement ¹ | \$22.00 | \$20.00 | \$18.00 SHSBS | (N) |
| (i) Per DS3 (Asymmetrical with | | | | (N) |
| DS1) ¹ | \$450.00 | \$400.00 | \$350.00 SHS1T | (N) |
| (7) Central Office Node | | | | (N) |
| (Per Central Office Node) | | | | (N) |
| (a) OC-1 Capacity | \$360.00 | \$315.00 | \$270.00 SHSH4 | (N) |
| (b) OC-3 Capacity | \$990.00 | \$900.00 | \$810.00 SHSH3 | (N) |
| (c) OC-3+ Capacity | \$1845.00 | \$1575.00 | \$1350.00 SHSH5 | (N) |
| (d) OC-12 Capacity | \$1980.00 | \$1800.00 | \$1575.00 SHSH1 | (N) |
| (e) OC-48 Capacity | \$4410.00 | \$4050.00 | \$3510.00 SHSH8 | (N) |
| (f) OC-48+ Capacity | \$4410.00 | \$4050.00 | \$3510.00 SHSH9 | (N) |
| (g) OC-192+ Capacity | \$12500.00 | \$11000.00 | \$9750.00 SHSH2 | (N) |

Note 1: See Page 6-75.10 for the application of these interfaces. (N)

EFFECTIVE: JANUARY 23, 2001

ACCESS SERVICE

23 - Metropolitan Statistical Area Access Services (Cont'd)

23.5 Rates and Charges (Cont'd)

23.5.1 BellSouth SWA Dedicated Transport (Cont'd)

(G) BellSouth Dedicated Ring - Self-healing Multi-nodal Alternate Route
Topology Ring - Transport Payment Plan (Cont'd)

| | <u>Per Month Rates</u> | | | <u>USOC</u> | |
|---|-------------------------------|-------------------------------|-------------------------------|-------------|--|
| | <u>A</u> | <u>B</u> | <u>C</u> | | |
| | <u>12-36</u> <u>Months</u> | <u>37-60</u> <u>Months</u> | <u>61-96</u> <u>Months</u> | | |
| (8) Central Office Channel Interface (Per Central Office Node) | | | | | |
| (a) Per DS1 | \$30.00 | \$25.00 | \$20.00 | SHSCB | |
| (b) Per DS3 | \$85.00 | \$80.00 | \$75.00 | SHSYT | |
| (c) Per STS-1 | \$105.00 | \$100.00 | \$90.00 | SHS02 | |
| (d) Per OC-1 | \$90.00 | \$80.00 | \$75.00 | SHSCC | |
| (e) Per OC-3 | | | | | |
| - 2 Fiber | \$170.00 | \$150.00 | \$140.00 | SHSCD | |
| - 4 Fiber | \$320.00 | \$280.00 | \$260.00 | SHS04 | |
| (f) Per OC-12 | | | | | |
| - 2 Fiber | \$420.00 | \$382.00 | \$344.00 | SHSCF | |
| - 4 Fiber | \$841.00 | \$765.00 | \$688.00 | SHSC9 | |
| (g) Per 28 DS1 Channel System | | | | | |
| - DS3 | \$550.00 | \$500.00 | \$450.00 | SHSW8 | |
| - STS-1 | \$650.00 | \$600.00 | \$575.00 | SHSCS | |
| (h) Per DS1 on 28 DS1 Channel System | | | | | |
| - DS3 | \$12.00 | \$9.00 | \$7.00 | SHSCA | |
| - STS-1 | \$35.00 | \$30.00 | \$25.00 | SHSCG | |
| (i) Per OC-48 | | | | | |
| - 2 Fiber | \$1325.00 | \$1215.00 | \$1050.00 | SHSCJ | |
| - 4 Fiber | \$2650.00 | \$2430.00 | \$2100.00 | SHSCK | |
| (j) Per DS1 within an STS-1 Asymmetrical Arrangement ¹ | \$22.00 | \$20.00 | \$18.00 | SHSCH | |
| (k) Per DS3 (Asymmetrical with DS1) ¹ | \$450.00 | \$400.00 | \$350.00 | SHSCT | |

Note 1: See Page 6-75.10 for the application of these interfaces.

BELLSOUTH TELECOMMUNICATIONS, INC.
BY: Operations Manager - Pricing
29G57, 675 W. Peachtree St., N.E.
Atlanta, Georgia 30375
ISSUED: MAY 1, 2002

TARIFF F.C.C. NO. 1
1ST REVISED PAGE 23-36
CANCELS ORIGINAL PAGE 23-36

EFFECTIVE: MAY 8, 2002

ACCESS SERVICE

23 - Metropolitan Statistical Area Access Services (Cont'd)

23.5 Rates and Charges (Cont'd)

23.5.1 BellSouth SWA Dedicated Transport (Cont'd)

(H) BellSouth Dedicated Ring - Self-healing Multi-nodal Alternate Route Topology Ring

| | Nonrecurring Charge | USOC |
|--|------------------------|-------|
| (1) Channel Interface Reallocation | | |
| (a) Per Node, Per Occurrence | \$225.00 | SHSBC |
| (2) BellSouth Dedicated Ring Rearrangement | | |
| (a) Surveillance, Per Node | \$245.00 | SHSRR |

(I) BellSouth Managed Shared Ring Network) Service

- (1) Off-Net DS1 and Off-Net DS3 - 337 or greater equivalent DS1 (Alabama, Florida, Georgia, Kentucky, Louisiana, North Carolina and Tennessee)¹

| | <u>Recurring Charges</u> | | | |
|-----------------|-------------------------------|---------------------------------|---------------------------------|-------------|
| | <u>Month to Month</u> | <u>Plan A 36 Months</u> | <u>Plan B 60 Months</u> | <u>USOC</u> |
| (a) Off-Net DS1 | \$ 267.50 | \$ 140.00 | \$ 97.50(R) | SGASW |
| (b) Off-Net DS3 | \$3,300.00 | \$2,550.00 | \$ 750.00(R) | SG3SW |

- (2) Off-Net DS1 or DS3 Not Available (Mississippi and South Carolina)

Note 1: Standard tariff rates apply from a wire center in the BellSouth Managed Shared Ring Network area to a customer location not on BellSouth Managed Shared Ring Network service facilities (e.g., DS1 Interoffice Channel and/or DS1 Local Channel).

BELLSOUTH TELECOMMUNICATIONS, INC.
BY: Operations Manager - Pricing
29657, 675 W. Peachtree St., N.E.
Atlanta, Georgia 30375
ISSUED: JULY 3, 2001

TARIFF F.C.C. NO. 1
1ST REVISED PAGE 23-36.1
CANCELS ORIGINAL PAGE 23-36.1

EFFECTIVE: JULY 4, 2001

ACCESS SERVICE

23 – Metropolitan Statistical Area Access Services (Cont'd)

23.5 Rates and Charges (Cont'd)

23.5.1 BellSouth SWA Transport (Cont'd)

(J) Installation Charge

ALL STATES

Nonrecurring Charge

| | <u>First Line or Trunk</u> | <u>Each Additional Line or Trunk</u> | <u>USOC</u> |
|--|---|--|-------------------|
| Installed per line: | Nonrecurring charges are provided in the following Sections: | | |
| (1) Per line | Section 6.8.1.E.1 | TPP++ | (N) (N) (C) |
| (2) Per Inward Only BellSouth SWA LSBSA Line for DID Service | Section 6.8.1.E.2 | TPP+1 | (C) |
| (3) Per two-way BellSouth SWA LSBSA Line for DID/DOD Service | Section 6.8.1.E.3 | TPP+2 | (C) |
| (4) Per BellSouth SWA LSBSA Line with Answer Supervision | Section 6.8.1.E.4 | TPP+3 | (C) |
| Installed per trunk: | Section 6.8.1.E | TPP++ | (C) |

BELLSOUTH TELECOMMUNICATIONS, INC.
BY: Operations Manager - Pricing
29G57, 675 W. Peachtree St., N.E.
Atlanta, Georgia 30375
ISSUED: JULY 3, 2001

TARIFF F.C.C. NO. 1
1ST REVISED PAGE 23-36.2
CANCELS ORIGINAL PAGE 23-36.2

EFFECTIVE: JULY 4, 2001

ACCESS SERVICE

23 – Metropolitan Statistical Area Access Services (Cont'd)

23.5 Rates and Charges (Cont'd)

23.5.1 BellSouth SWA Transport (Cont'd)

K. Inside Moves*

ALL STATES

| | <u>First Circuit**</u> | <u>Each Additional Circuit</u> | <u>USOC</u> | |
|---|--|------------------------------------|-------------|-------------------|
| 1. | | | | |
| (A) Circuits Associated with BellSouth SWA or Special Access (a.k.a. BellSouth SPA) High Capacity (a.k.a. BellSouth SPA) service | Nonrecurring Charges are provided in the following Sections: | | | (C) (C) (C) |
| | Section 6.8.5.A | | NRBM1 | (C) |
| (B) Interface Group 6 | Section 6.8.5.B | | NRBM2 | (C) |
| (C) Interface Group 9 | Section 6.8.5.C | | NRBM3 | (C) |

L. Changes of Network Channel Interface Codes**

ALL STATES

| | <u>First Circuit**</u> | <u>Each Additional Circuit</u> | <u>USOC</u> | |
|---|------------------------|------------------------------------|-------------|------------|
| Nonrecurring charges are Provided in Section 6.8.6 | | | RDG | (C) (N) |

*Charges for all other inside moves are as set forth in 6.8.8

**Applies per order

BELLSOUTH TELECOMMUNICATIONS, INC.
 BY: Operations Manager - Pricing
 29G57, 675 W. Peachtree St., N.E.
 Atlanta, Georgia 30375
 ISSUED: JULY 3, 2001

TARIFF F.C.C. NO. 1
 1ST REVISED PAGE 23-36.3
 CANCELS ORIGINAL PAGE 23-36.3

EFFECTIVE: JULY 4, 2001

ACCESS SERVICE

23 – Metropolitan Statistical Area Access Services (Cont'd)

23.5 Rates and Charges (Cont'd)

23.5.1 BellSouth SWA Dedicated Transport (Cont'd)

M. Shared Network Arrangement

| <u>ALL STATES</u> | <u>Monthly Rate</u> | <u>Nonrecurring Charge</u> | <u>USOC</u> | |
|--|-------------------------|--|-------------|-----|
| | | Nonrecurring charges are provided in the following Sections: | | (N) |
| - Coordination Charge per arrangement | NONE | Section 6.8.7 | NRBSN | (N) |
| - Processing Charge per service order | NONE | Section 6.8.7 | ORC | (C) |

N. Service Rearrangements

| <u>ALL STATES</u> | | <u>Nonrecurring Charge</u> | <u>USOC</u> | |
|---|--|--|-------------|-----|
| | | Nonrecurring charges are provided in the following Sections: | | (N) |
| 1. (A) Change of Service, per request | | Section 6.8.8.A | NRBFA | (N) |
| (B) Line Side Service (BellSouth SWA FGA, BellSouth SWA LSBSA), - per transmission path ¹ | | Section 6.8.8.B | NRBFB | (C) |
| (C) Trunk Side Service (BellSouth SWA FGB, BellSouth SWA FGC, BellSouth SWA FGD, BellSouth SWA TSB SA), - per transmission path ¹ | | Section 6.8.8.C | NRBFC | (C) |
| (D) Common Block/Translations Related, - per end office and tandem office affected ^{1,2} | | Section 6.8.8.D | NRBFD | (C) |
| (E) BellSouth SWA 500 Access Service dialing capability, - per NXX per end office and tandem office affected ¹ | | Section 6.8.8.E | NRBFG | (C) |

(M)
 (M)
 (M)
 (M)
 (M)
 (M)
 (M)
 (M)
 (M)

Materials previously appearing on this page now appears on Original Page 23-36.3.1.

Note 1: This charge is in addition to that set forth in 6.8.8(A).

Note 2: For translation changes to allow 950 dialing on existing BellSouth SWA FGD trunks, this charge is applied per each 950 number converted, per end office and tandem office affected.

BELLSOUTH TELECOMMUNICATIONS, INC.
BY: Operations Manager - Pricing
29G57, 675 W. Peachtree St., N.E.
Atlanta, Georgia 30375
ISSUED: JULY 3, 2001

TARIFF F.C.C. NO. 1
ORIGINAL PAGE 23-36.3.1

EFFECTIVE: JULY 4, 2001

ACCESS SERVICE

23 – Metropolitan Statistical Area Access Services (Cont'd)

23.5 Rates and Charges (Cont'd)

23.5.1 BellSouth SWA Dedicated Transport (Cont'd)

N. Service Rearrangements (Cont'd)

| | <u>Nonrecurring</u> <u>Charge</u> | <u>USOC</u> | |
|--|--------------------------------------|-------------|-----------|
| 1. (Cont'd) | | | (N) |
| (F) BellSouth SWA 900 Access Service | | | (N) |
| dialing capability, | | | (M) |
| - per NXX per end office and tandem | Nonrecurring charge | | (C) |
| office affected ¹ | provided in | | (C) |
| | Section 6.8.8.F | NRBFE | (C) |
| (G) 64 CCC Option BellSouth SWA FGD | | | (M) |
| or BellSouth SWA TSBSA with BellSouth | Nonrecurring Charge | | (M) |
| SWA CCSAC | <u>First</u> <u>Each Additional</u> | | (M) |
| | | | |
| - per transmission path ¹ | Nonrecurring charges are | | (N) |
| | provided in Section 6.8.8.G | NRBFF | (C) |
| (H) BellSouth SWA DS1, per rearrangement | \$866.97 | \$486.83 | NRBD1 (M) |
| (I) DS3, per rearrangement | \$870.50 | \$427.88 | NRBD3 (M) |

Material now appearing on this page previously appeared on Original Page 23-36.3.

BELLSOUTH TELECOMMUNICATIONS, INC.
BY: Operations Manager - Pricing
29657, 675 W. Peachtree St., N.E.
Atlanta, Georgia 30375
ISSUED: JULY 3, 2001

TARIFF F.C.C. NO. 1
1ST REVISED PAGE 23-36.4
CANCELS ORIGINAL PAGE 23-36.4

EFFECTIVE: JULY 4, 2001

ACCESS SERVICE

23 – Metropolitan Statistical Area Access Services (Cont'd)

23.5 Rates and Charges (Cont'd)

23.5.1 BellSouth SWA Dedicated Transport (Cont'd)

0. Service Rearrangement (Cont'd)

1. Reconfiguration Charges

| | <u>Nonrecurring Charges</u> | <u>USOC</u> | |
|---|--|-------------|-----|
| | Nonrecurring charges are provided in the following Sections: | | (N) |
| - Per Customer Request for Voice Grade reconfiguration | Section 6.8.8.J | PR1VM | (N) |
| - Per Line Side Service (BellSouth SWA FGA, BellSouth SWA LSB SA) | Section 6.8.8.J | PR1VR | (C) |
| - Per Trunk Side Service (BellSouth SWA FGB, BellSouth SWA FGC, BellSouth SWA FGD, BellSouth SWA TSBSA) | Section 6.8.8.J | PR1VR | (C) |
| - Per Customer Request for BellSouth DSI reconfiguration | \$ 52.00 | PR11M | |
| - Per BellSouth SWA DS1 circuit reconfigured | 33.00 | PR11R | |
| - Per Customer Request for BellSouth DS3 reconfiguration | 52.00 | PR13M | |
| - Per BellSouth SWA DS3 circuit reconfigured | 37.00 | PR13R | |

P. Transfer of Service

| <u>ALL STATES</u> | <u>Nonrecurring Charge</u> | <u>USOC</u> | |
|---|--|-------------|-----|
| | Nonrecurring charges are provided in the following Sections: | | (N) |
| (A) Per Billing Number | Section 6.8.9.A | NRBQA | (N) |
| (B) Line Side Service (BellSouth SWA FGA) Per Transmission Path* | Section 6.8.9.B | NRBQL | (N) |
| (C) Trunk Side Service (BellSouth SWA FGB, BellSouth SWA FGC, BellSouth SWA FGD) Per Transmission Path* | Section 6.8.9.C | NRBQT | (C) |

EFFECTIVE: JULY 2, 2002

ACCESS SERVICE

(N)

23 – Metropolitan Statistical Area Access Services (Cont'd)

(N)

23.5 Rates and Charges (Cont'd)

(N)

23.5.1 BellSouth SWA Dedicated Transport (Cont'd)

(N)

(Q) BellSouth SWA Managed Shared Network Service

(N)

(1) DS3 Service - Flat rate per Local Channel, per Aggregation Location.

(N)

(a) Zone 1 – All States

(N)

| <u>Quantity of DS3s Per</u> | <u>Month to Month/</u> | | | |
|-----------------------------|------------------------|----------------------|-------------|-----|
| <u>Aggregation Location</u> | <u>12 Month Rate</u> | <u>60 Month Rate</u> | <u>USOC</u> | |
| 1 | \$5,913.00 | \$3,285.00 | OHS3L | (N) |
| 2 | \$6,093.00 | \$3,385.00 | OHS3L | (N) |
| 3 | \$6,273.00 | \$3,485.00 | OHS3L | (N) |
| 4 | \$6,453.00 | \$3,585.00 | OHS3L | (N) |
| 5 | \$7,353.00 | \$4,085.00 | OHS3L | (N) |
| 6 | \$8,253.00 | \$4,585.00 | OHS3L | (N) |
| 7 | \$9,272.00 | \$5,151.00 | OHS3L | (N) |
| 8 | \$10,244.00 | \$5,691.00 | OHS3L | (N) |
| 9 | \$11,171.00 | \$6,206.00 | OHS3L | (N) |
| 10 | \$12,053.00 | \$6,696.00 | OHS3L | (N) |
| 11 | \$12,894.00 | \$7,163.00 | OHS3L | (N) |
| 12 | \$13,691.00 | \$7,606.00 | OHS3L | (N) |
| 13 | \$14,448.00 | \$8,027.00 | OHS3L | (N) |
| 14 | \$15,168.00 | \$8,427.00 | OHS3L | (N) |
| 15 | \$15,849.00 | \$8,805.00 | OHS3L | (N) |
| 16 | \$16,496.00 | \$9,164.00 | OHS3L | (N) |
| 17 | \$17,106.00 | \$9,503.00 | OHS3L | (N) |
| 18 | \$17,682.00 | \$9,823.00 | OHS3L | (N) |
| 19 | \$18,225.00 | \$10,125.00 | OHS3L | (N) |
| 20 | \$18,738.00 | \$10,410.00 | OHS3L | (N) |
| 21 | \$19,223.00 | \$10,679.00 | OHS3L | (N) |
| 22 | \$19,677.00 | \$10,932.00 | OHS3L | (N) |
| 23 | \$20,106.00 | \$11,170.00 | OHS3L | (N) |
| 24 | \$20,505.00 | \$11,392.00 | OHS3L | (N) |
| 25 | \$20,886.00 | \$11,603.00 | OHS3L | (N) |
| 26 | \$21,240.00 | \$11,800.00 | OHS3L | (N) |
| 27 | \$21,573.00 | \$11,985.00 | OHS3L | (N) |
| 28 | \$21,887.00 | \$12,159.00 | OHS3L | (N) |
| 29 | \$22,178.00 | \$12,321.00 | OHS3L | (N) |
| 30 | \$22,455.00 | \$12,475.00 | OHS3L | (N) |

EFFECTIVE: JULY 2, 2002

ACCESS SERVICE

(N)

23 – Metropolitan Statistical Area Access Services (Cont'd)

(N)

23.5 Rates and Charges (Cont'd)

(N)

23.5.1 BellSouth SWA Dedicated Transport (Cont'd)

(N)

(Q) BellSouth SWA Managed Shared Network Service (Cont'd)

(N)

(1) DS3 Service - Flat rate per Local Channel, per Aggregation Location.
 (Cont'd)

(N)

(N)

(a) Zone 1 – All States (Cont'd)

(N)

Quantity of DS3s Per Month to Month/
Aggregation Location 12 Month Rate

(N)

60 Month Rate

(N)

USOC

| | | | |
|----|-------------|-------------|-------|
| 31 | \$22,715.00 | \$12,619.00 | OHS3L |
| 32 | \$22,958.00 | \$12,754.00 | OHS3L |
| 33 | \$23,187.00 | \$12,882.00 | OHS3L |
| 34 | \$23,406.00 | \$13,003.00 | OHS3L |
| 35 | \$23,613.00 | \$13,118.00 | OHS3L |
| 36 | \$23,807.00 | \$13,226.00 | OHS3L |
| 37 | \$23,994.00 | \$13,330.00 | OHS3L |
| 38 | \$24,176.00 | \$13,431.00 | OHS3L |
| 39 | \$24,351.00 | \$13,528.00 | OHS3L |
| 40 | \$24,519.00 | \$13,622.00 | OHS3L |
| 41 | \$24,687.00 | \$13,715.00 | OHS3L |
| 42 | \$24,851.00 | \$13,806.00 | OHS3L |
| 43 | \$25,014.00 | \$13,897.00 | OHS3L |
| 44 | \$25,179.00 | \$13,988.00 | OHS3L |
| 45 | \$25,344.00 | \$14,080.00 | OHS3L |
| 46 | \$25,514.00 | \$14,174.00 | OHS3L |
| 47 | \$25,688.00 | \$14,271.00 | OHS3L |
| 48 | \$25,868.00 | \$14,371.00 | OHS3L |
| 49 | \$26,408.00 | \$14,671.00 | OHS3L |
| 50 | \$26,903.00 | \$14,946.00 | OHS3L |
| 51 | \$27,353.00 | \$15,196.00 | OHS3L |
| 52 | \$27,758.00 | \$15,421.00 | OHS3L |
| 53 | \$27,938.00 | \$15,521.00 | OHS3L |
| 54 | \$28,298.00 | \$15,721.00 | OHS3L |
| 55 | \$28,613.00 | \$15,896.00 | OHS3L |
| 56 | \$28,883.00 | \$16,046.00 | OHS3L |
| 57 | \$29,063.00 | \$16,146.00 | OHS3L |
| 58 | \$29,288.00 | \$16,271.00 | OHS3L |
| 59 | \$29,468.00 | \$16,371.00 | OHS3L |
| 60 | \$29,648.00 | \$16,471.00 | OHS3L |

(N)

EFFECTIVE: JULY 2, 2002

ACCESS SERVICE

(N)

23 – Metropolitan Statistical Area Access Services (Cont'd)

(N)

23.5 Rates and Charges (Cont'd)

(N)

23.5.1 BellSouth SWA Dedicated Transport (Cont'd)

(N)

(Q) BellSouth SWA Managed Shared Network Service (Cont'd)

(N)

(1) DS3 Service - Flat rate per Local Channel, per Aggregation Location.
 (Cont'd)

(N)

(N)

(a) Zone 1 – All States (Cont'd)

(N)

Quantity of DS3s Per
Aggregation Location Month to Month/
 12 Month Rate

(N)

60 Month Rate

(N)

USOC

| | | | | |
|----|-------------|-------------|-------|-----|
| 61 | \$30,280.00 | \$16,820.00 | OHS3L | (N) |
| 62 | \$30,910.00 | \$17,170.00 | OHS3L | (N) |
| 63 | \$31,540.00 | \$17,520.00 | OHS3L | (N) |
| 64 | \$32,170.00 | \$17,870.00 | OHS3L | (N) |
| 65 | \$32,800.00 | \$18,220.00 | OHS3L | (N) |
| 66 | \$33,430.00 | \$18,570.00 | OHS3L | (N) |
| 67 | \$34,060.00 | \$18,920.00 | OHS3L | (N) |
| 68 | \$34,690.00 | \$19,270.00 | OHS3L | (N) |
| 69 | \$35,320.00 | \$19,620.00 | OHS3L | (N) |
| 70 | \$35,950.00 | \$19,970.00 | OHS3L | (N) |
| 71 | \$36,580.00 | \$20,320.00 | OHS3L | (N) |
| 72 | \$37,210.00 | \$20,670.00 | OHS3L | (N) |
| 73 | \$37,840.00 | \$21,020.00 | OHS3L | (N) |
| 74 | \$38,470.00 | \$21,370.00 | OHS3L | (N) |
| 75 | \$39,100.00 | \$21,720.00 | OHS3L | (N) |
| 76 | \$39,730.00 | \$22,070.00 | OHS3L | (N) |
| 77 | \$40,360.00 | \$22,420.00 | OHS3L | (N) |
| 78 | \$40,990.00 | \$22,770.00 | OHS3L | (N) |
| 79 | \$41,620.00 | \$23,120.00 | OHS3L | (N) |
| 80 | \$42,250.00 | \$23,470.00 | OHS3L | (N) |
| 81 | \$42,880.00 | \$23,820.00 | OHS3L | (N) |
| 82 | \$43,510.00 | \$24,170.00 | OHS3L | (N) |
| 83 | \$44,140.00 | \$24,520.00 | OHS3L | (N) |
| 84 | \$44,770.00 | \$24,870.00 | OHS3L | (N) |
| 85 | \$45,400.00 | \$25,220.00 | OHS3L | (N) |
| 86 | \$46,030.00 | \$25,570.00 | OHS3L | (N) |
| 87 | \$46,660.00 | \$25,920.00 | OHS3L | (N) |
| 88 | \$47,290.00 | \$26,270.00 | OHS3L | (N) |
| 89 | \$47,920.00 | \$26,620.00 | OHS3L | (N) |
| 90 | \$48,550.00 | \$26,970.00 | OHS3L | (N) |

EFFECTIVE: JULY 2, 2002

ACCESS SERVICE

(N)

23 – Metropolitan Statistical Area Access Services (Cont'd)

(N)

23.5 Rates and Charges (Cont'd)

(N)

23.5.1 BellSouth SWA Dedicated Transport (Cont'd)

(N)

(Q) BellSouth SWA Managed Shared Network Service (Cont'd)

(N)

(1) DS3 Service - Flat rate per Local Channel, per Aggregation Location.
 (Cont'd)

(N)

(N)

(a) Zone 1 – All States (Cont'd)

(N)

Quantity of DS3s Per Month to Month/
Aggregation Location 12 Month Rate

(N)

60 Month Rate

(N)

USOC

| | | | |
|-----|-------------|-------------|-------|
| 91 | \$49,180.00 | \$27,320.00 | OHS3L |
| 92 | \$49,810.00 | \$27,670.00 | OHS3L |
| 93 | \$50,440.00 | \$28,020.00 | OHS3L |
| 94 | \$51,070.00 | \$28,370.00 | OHS3L |
| 95 | \$51,700.00 | \$28,720.00 | OHS3L |
| 96 | \$52,330.00 | \$29,070.00 | OHS3L |
| 97 | \$52,960.00 | \$29,420.00 | OHS3L |
| 98 | \$53,590.00 | \$29,770.00 | OHS3L |
| 99 | \$54,220.00 | \$30,120.00 | OHS3L |
| 100 | \$54,850.00 | \$30,470.00 | OHS3L |
| 101 | \$55,480.00 | \$30,820.00 | OHS3L |
| 102 | \$56,110.00 | \$31,170.00 | OHS3L |
| 103 | \$56,740.00 | \$31,520.00 | OHS3L |
| 104 | \$57,370.00 | \$31,870.00 | OHS3L |
| 105 | \$58,000.00 | \$32,220.00 | OHS3L |
| 106 | \$58,630.00 | \$32,570.00 | OHS3L |
| 107 | \$59,260.00 | \$32,920.00 | OHS3L |
| 108 | \$59,890.00 | \$33,270.00 | OHS3L |
| 109 | \$60,520.00 | \$33,620.00 | OHS3L |
| 110 | \$61,150.00 | \$33,970.00 | OHS3L |
| 111 | \$61,780.00 | \$34,320.00 | OHS3L |
| 112 | \$62,410.00 | \$34,670.00 | OHS3L |
| 113 | \$63,040.00 | \$35,020.00 | OHS3L |
| 114 | \$63,670.00 | \$35,370.00 | OHS3L |
| 115 | \$64,300.00 | \$35,720.00 | OHS3L |
| 116 | \$64,930.00 | \$36,070.00 | OHS3L |
| 117 | \$65,560.00 | \$36,420.00 | OHS3L |
| 118 | \$66,190.00 | \$36,770.00 | OHS3L |
| 119 | \$66,820.00 | \$37,120.00 | OHS3L |
| 120 | \$67,450.00 | \$37,470.00 | OHS3L |

(N)

EFFECTIVE: JULY 2, 2002

ACCESS SERVICE

(N)

23 – Metropolitan Statistical Area Access Services (Cont'd)

(N)

23.5 Rates and Charges (Cont'd)

(N)

23.5.1 BellSouth SWA Dedicated Transport (Cont'd)

(N)

(Q) BellSouth SWA Managed Shared Network Service (Cont'd)

(N)

(1) DS3 Service - Flat rate per Local Channel, per Aggregation Location.
 (Cont'd)

(N)

(N)

(a) Zone 1 – All States (Cont'd)

(N)

Quantity of DS3s Per Month to Month/
Aggregation Location 12 Month Rate

(N)

60 Month Rate

(N)

USOC

| | | | |
|-----|-------------|-------------|-------|
| 121 | \$68,080.00 | \$37,820.00 | OHS3L |
| 122 | \$68,710.00 | \$38,170.00 | OHS3L |
| 123 | \$69,340.00 | \$38,520.00 | OHS3L |
| 124 | \$69,970.00 | \$38,870.00 | OHS3L |
| 125 | \$70,600.00 | \$39,220.00 | OHS3L |
| 126 | \$71,230.00 | \$39,570.00 | OHS3L |
| 127 | \$71,860.00 | \$39,920.00 | OHS3L |
| 128 | \$72,490.00 | \$40,270.00 | OHS3L |
| 129 | \$73,120.00 | \$40,620.00 | OHS3L |
| 130 | \$73,750.00 | \$40,970.00 | OHS3L |
| 131 | \$74,380.00 | \$41,320.00 | OHS3L |
| 132 | \$75,010.00 | \$41,670.00 | OHS3L |
| 133 | \$75,640.00 | \$42,020.00 | OHS3L |
| 134 | \$76,270.00 | \$42,370.00 | OHS3L |
| 135 | \$76,900.00 | \$42,720.00 | OHS3L |
| 136 | \$77,530.00 | \$43,070.00 | OHS3L |
| 137 | \$78,160.00 | \$43,420.00 | OHS3L |
| 138 | \$78,790.00 | \$43,770.00 | OHS3L |
| 139 | \$79,420.00 | \$44,120.00 | OHS3L |
| 140 | \$80,050.00 | \$44,470.00 | OHS3L |
| 141 | \$80,680.00 | \$44,820.00 | OHS3L |
| 142 | \$81,310.00 | \$45,170.00 | OHS3L |
| 143 | \$81,940.00 | \$45,520.00 | OHS3L |
| 144 | \$82,570.00 | \$45,870.00 | OHS3L |
| 145 | \$83,200.00 | \$46,220.00 | OHS3L |
| 146 | \$83,830.00 | \$46,570.00 | OHS3L |
| 147 | \$84,460.00 | \$46,920.00 | OHS3L |
| 148 | \$85,090.00 | \$47,270.00 | OHS3L |
| 149 | \$85,720.00 | \$47,620.00 | OHS3L |
| 150 | \$86,350.00 | \$47,970.00 | OHS3L |

(N)

EFFECTIVE: JULY 2, 2002

ACCESS SERVICE

(N)

23 – Metropolitan Statistical Area Access Services (Cont'd)

(N)

23.5 Rates and Charges (Cont'd)

(N)

23.5.1 BellSouth SWA Dedicated Transport (Cont'd)

(N)

(Q) BellSouth SWA Managed Shared Network Service (Cont'd)

(N)

(1) DS3 Service - Flat rate per Local Channel, per Aggregation Location.
 (Cont'd)

(N)

(N)

(a) Zone 1 – All States (Cont'd)

(N)

Quantity of DS3s Per Month to Month/
Aggregation Location 12 Month Rate

(N)

60 Month Rate

(N)

USOC

| | | | |
|-----|--------------|-------------|-------|
| 151 | \$86,980.00 | \$48,320.00 | OHS3L |
| 152 | \$87,610.00 | \$48,670.00 | OHS3L |
| 153 | \$88,240.00 | \$49,020.00 | OHS3L |
| 154 | \$88,870.00 | \$49,370.00 | OHS3L |
| 155 | \$89,500.00 | \$49,720.00 | OHS3L |
| 156 | \$90,130.00 | \$50,070.00 | OHS3L |
| 157 | \$90,760.00 | \$50,420.00 | OHS3L |
| 158 | \$91,390.00 | \$50,770.00 | OHS3L |
| 159 | \$92,020.00 | \$51,120.00 | OHS3L |
| 160 | \$92,650.00 | \$51,470.00 | OHS3L |
| 161 | \$93,280.00 | \$51,820.00 | OHS3L |
| 162 | \$93,910.00 | \$52,170.00 | OHS3L |
| 163 | \$94,540.00 | \$52,520.00 | OHS3L |
| 164 | \$95,170.00 | \$52,870.00 | OHS3L |
| 165 | \$95,800.00 | \$53,220.00 | OHS3L |
| 166 | \$96,430.00 | \$53,570.00 | OHS3L |
| 167 | \$97,060.00 | \$53,920.00 | OHS3L |
| 168 | \$97,690.00 | \$54,270.00 | OHS3L |
| 169 | \$98,320.00 | \$54,620.00 | OHS3L |
| 170 | \$98,950.00 | \$54,970.00 | OHS3L |
| 171 | \$99,580.00 | \$55,320.00 | OHS3L |
| 172 | \$100,210.00 | \$55,670.00 | OHS3L |
| 173 | \$100,840.00 | \$56,020.00 | OHS3L |
| 174 | \$101,470.00 | \$56,370.00 | OHS3L |
| 175 | \$102,100.00 | \$56,720.00 | OHS3L |
| 176 | \$102,730.00 | \$57,070.00 | OHS3L |
| 177 | \$103,360.00 | \$57,420.00 | OHS3L |
| 178 | \$103,990.00 | \$57,770.00 | OHS3L |
| 179 | \$104,620.00 | \$58,120.00 | OHS3L |
| 180 | \$105,250.00 | \$58,470.00 | OHS3L |

(N)

BELLSOUTH TELECOMMUNICATIONS, INC.
 BY: Operations Manager - Pricing
 29G57, 675 W. Peachtree St., N.E.
 Atlanta, Georgia 30375
 ISSUED: JUNE 17, 2002

TARIFF F.C.C. NO. 1
 ORIGINAL PAGE 23-36.11

EFFECTIVE: JULY 2, 2002

ACCESS SERVICE

(N)

23 – Metropolitan Statistical Area Access Services (Cont'd)

(N)

23.5 Rates and Charges (Cont'd)

(N)

23.5.1 BellSouth SWA Dedicated Transport (Cont'd)

(N)

(Q) BellSouth SWA Managed Shared Network Service (Cont'd)

(N)

(1) DS3 Service - Flat rate per Local Channel, per Aggregation Location.
 (Cont'd)

(N)

(N)

(a) Zone 1 – All States (Cont'd)

(N)

Quantity of DS3s Per Month to Month/
Aggregation Location 12 Month Rate

(N)

60 Month Rate

(N)

USOC

| | | | |
|-----|--------------|-------------|-------|
| 181 | \$105,880.00 | \$58,820.00 | OHS3L |
| 182 | \$106,510.00 | \$59,170.00 | OHS3L |
| 183 | \$107,140.00 | \$59,520.00 | OHS3L |
| 184 | \$107,770.00 | \$59,870.00 | OHS3L |
| 185 | \$108,400.00 | \$60,220.00 | OHS3L |
| 186 | \$109,030.00 | \$60,570.00 | OHS3L |
| 187 | \$109,660.00 | \$60,920.00 | OHS3L |
| 188 | \$110,290.00 | \$61,270.00 | OHS3L |
| 189 | \$110,920.00 | \$61,620.00 | OHS3L |
| 190 | \$111,550.00 | \$61,970.00 | OHS3L |
| 191 | \$112,180.00 | \$62,320.00 | OHS3L |
| 192 | \$112,810.00 | \$62,670.00 | OHS3L |

(N)

(N)

(N)

(N)

(N)

(N)

(N)

(N)

(N)

(N)

(N)

(N)

(N)

EFFECTIVE: JULY 2, 2002

ACCESS SERVICE

(N)

23 – Metropolitan Statistical Area Access Services (Cont'd)

(N)

23.5 Rates and Charges (Cont'd)

(N)

23.5.1 BellSouth SWA Dedicated Transport (Cont'd)

(N)

(Q) BellSouth SWA Managed Shared Network Service (Cont'd)

(N)

(1) DS3 Service - Flat rate per Local Channel, per Aggregation Location.
 (Cont'd)

(N)

(N)

(b) Zone 2 – All States

(N)

| <u>Quantity of DS3s Per</u> | <u>Month to Month/</u> | | | | (N) |
|-----------------------------|------------------------|----------------------|-------------|--|-----|
| <u>Aggregation Location</u> | <u>12 Month Rate</u> | <u>60 Month Rate</u> | <u>USOC</u> | | (N) |
| 1 | \$7,096.00 | \$3,942.00 | OHS3L | | (N) |
| 2 | \$7,312.00 | \$4,062.00 | OHS3L | | (N) |
| 3 | \$7,528.00 | \$4,182.00 | OHS3L | | (N) |
| 4 | \$7,744.00 | \$4,302.00 | OHS3L | | (N) |
| 5 | \$8,824.00 | \$4,902.00 | OHS3L | | (N) |
| 6 | \$9,904.00 | \$5,502.00 | OHS3L | | (N) |
| 7 | \$11,126.00 | \$6,181.00 | OHS3L | | (N) |
| 8 | \$12,293.00 | \$6,829.00 | OHS3L | | (N) |
| 9 | \$13,405.00 | \$7,447.00 | OHS3L | | (N) |
| 10 | \$14,464.00 | \$8,035.00 | OHS3L | | (N) |
| 11 | \$15,473.00 | \$8,596.00 | OHS3L | | (N) |
| 12 | \$16,429.00 | \$9,127.00 | OHS3L | | (N) |
| 13 | \$17,338.00 | \$9,632.00 | OHS3L | | (N) |
| 14 | \$18,202.00 | \$10,112.00 | OHS3L | | (N) |
| 15 | \$19,019.00 | \$10,566.00 | OHS3L | | (N) |
| 16 | \$19,795.00 | \$10,997.00 | OHS3L | | (N) |
| 17 | \$20,527.00 | \$11,404.00 | OHS3L | | (N) |
| 18 | \$21,218.00 | \$11,788.00 | OHS3L | | (N) |
| 19 | \$21,870.00 | \$12,150.00 | OHS3L | | (N) |
| 20 | \$22,486.00 | \$12,492.00 | OHS3L | | (N) |
| 21 | \$23,068.00 | \$12,815.00 | OHS3L | | (N) |
| 22 | \$23,612.00 | \$13,118.00 | OHS3L | | (N) |
| 23 | \$24,127.00 | \$13,404.00 | OHS3L | | (N) |
| 24 | \$24,606.00 | \$13,670.00 | OHS3L | | (N) |
| 25 | \$25,063.00 | \$13,924.00 | OHS3L | | (N) |
| 26 | \$25,488.00 | \$14,160.00 | OHS3L | | (N) |
| 27 | \$25,888.00 | \$14,382.00 | OHS3L | | (N) |
| 28 | \$26,264.00 | \$14,591.00 | OHS3L | | (N) |
| 29 | \$26,614.00 | \$14,785.00 | OHS3L | | (N) |
| 30 | \$26,946.00 | \$14,970.00 | OHS3L | | (N) |

EFFECTIVE: JULY 2, 2002

ACCESS SERVICE

(N)

23 – Metropolitan Statistical Area Access Services (Cont'd)

(N)

23.5 Rates and Charges (Cont'd)

(N)

23.5.1 BellSouth SWA Dedicated Transport (Cont'd)

(N)

(Q) BellSouth SWA Managed Shared Network Service (Cont'd)

(N)

(1) DS3 Service - Flat rate per Local Channel, per Aggregation Location.
 (Cont'd)

(N)

(N)

(b) Zone 2 – All States (Cont'd)

(N)

| Quantity of DS3s Per Aggregation Location | Month to Month/ 12 Month Rate | 60 Month Rate | USOC | (N) |
|--|----------------------------------|---------------|-------|-----|
| 31 | \$27,258.00 | \$15,143.00 | OHS3L | (N) |
| 32 | \$27,550.00 | \$15,305.00 | OHS3L | (N) |
| 33 | \$27,824.00 | \$15,458.00 | OHS3L | (N) |
| 34 | \$28,087.00 | \$15,604.00 | OHS3L | (N) |
| 35 | \$28,336.00 | \$15,742.00 | OHS3L | (N) |
| 36 | \$28,568.00 | \$15,871.00 | OHS3L | (N) |
| 37 | \$28,793.00 | \$15,996.00 | OHS3L | (N) |
| 38 | \$29,011.00 | \$16,117.00 | OHS3L | (N) |
| 39 | \$29,221.00 | \$16,234.00 | OHS3L | (N) |
| 40 | \$29,423.00 | \$16,346.00 | OHS3L | (N) |
| 41 | \$29,624.00 | \$16,458.00 | OHS3L | (N) |
| 42 | \$29,821.00 | \$16,567.00 | OHS3L | (N) |
| 43 | \$30,017.00 | \$16,676.00 | OHS3L | (N) |
| 44 | \$30,215.00 | \$16,786.00 | OHS3L | (N) |
| 45 | \$30,413.00 | \$16,896.00 | OHS3L | (N) |
| 46 | \$30,617.00 | \$17,009.00 | OHS3L | (N) |
| 47 | \$30,826.00 | \$17,125.00 | OHS3L | (N) |
| 48 | \$31,042.00 | \$17,245.00 | OHS3L | (N) |
| 49 | \$31,690.00 | \$17,605.00 | OHS3L | (N) |
| 50 | \$32,284.00 | \$17,935.00 | OHS3L | (N) |
| 51 | \$32,824.00 | \$18,235.00 | OHS3L | (N) |
| 52 | \$33,310.00 | \$18,505.00 | OHS3L | (N) |
| 53 | \$33,526.00 | \$18,625.00 | OHS3L | (N) |
| 54 | \$33,958.00 | \$18,865.00 | OHS3L | (N) |
| 55 | \$34,336.00 | \$19,075.00 | OHS3L | (N) |
| 56 | \$34,660.00 | \$19,255.00 | OHS3L | (N) |
| 57 | \$34,876.00 | \$19,375.00 | OHS3L | (N) |
| 58 | \$35,146.00 | \$19,525.00 | OHS3L | (N) |
| 59 | \$35,362.00 | \$19,645.00 | OHS3L | (N) |
| 60 | \$35,578.00 | \$19,765.00 | OHS3L | (N) |

EFFECTIVE: JULY 2, 2002

ACCESS SERVICE

(N)

23 – Metropolitan Statistical Area Access Services (Cont'd)

(N)

23.5 Rates and Charges (Cont'd)

(N)

23.5.1 BellSouth SWA Dedicated Transport (Cont'd)

(N)

(Q) BellSouth SWA Managed Shared Network Service (Cont'd)

(N)

(1) DS3 Service - Flat rate per Local Channel, per Aggregation Location.
 (Cont'd)

(N)
 (N)

(b) Zone 2 – All States (Cont'd)

(N)

| <u>Quantity of DS3s Per</u> | <u>Month to Month/</u> | | | | |
|-----------------------------|------------------------|----------------------|-------------|-----|--|
| <u>Aggregation Location</u> | <u>12 Month Rate</u> | <u>60 Month Rate</u> | <u>USOC</u> | | |
| 61 | \$36,335.00 | \$20,185.00 | OHS3L | (N) | |
| 62 | \$37,090.00 | \$20,605.00 | OHS3L | (N) | |
| 63 | \$37,845.00 | \$21,025.00 | OHS3L | (N) | |
| 64 | \$38,600.00 | \$21,445.00 | OHS3L | (N) | |
| 65 | \$39,355.00 | \$21,865.00 | OHS3L | (N) | |
| 66 | \$40,110.00 | \$22,285.00 | OHS3L | (N) | |
| 67 | \$40,865.00 | \$22,705.00 | OHS3L | (N) | |
| 68 | \$41,620.00 | \$23,125.00 | OHS3L | (N) | |
| 69 | \$42,375.00 | \$23,545.00 | OHS3L | (N) | |
| 70 | \$43,130.00 | \$23,965.00 | OHS3L | (N) | |
| 71 | \$43,885.00 | \$24,385.00 | OHS3L | (N) | |
| 72 | \$44,640.00 | \$24,805.00 | OHS3L | (N) | |
| 73 | \$45,395.00 | \$25,225.00 | OHS3L | (N) | |
| 74 | \$46,150.00 | \$25,645.00 | OHS3L | (N) | |
| 75 | \$46,905.00 | \$26,065.00 | OHS3L | (N) | |
| 76 | \$47,660.00 | \$26,485.00 | OHS3L | (N) | |
| 77 | \$48,415.00 | \$26,905.00 | OHS3L | (N) | |
| 78 | \$49,170.00 | \$27,325.00 | OHS3L | (N) | |
| 79 | \$49,925.00 | \$27,745.00 | OHS3L | (N) | |
| 80 | \$50,680.00 | \$28,165.00 | OHS3L | (N) | |
| 81 | \$51,435.00 | \$28,585.00 | OHS3L | (N) | |
| 82 | \$52,190.00 | \$29,005.00 | OHS3L | (N) | |
| 83 | \$52,945.00 | \$29,425.00 | OHS3L | (N) | |
| 84 | \$53,700.00 | \$29,845.00 | OHS3L | (N) | |
| 85 | \$54,455.00 | \$30,265.00 | OHS3L | (N) | |
| 86 | \$55,210.00 | \$30,685.00 | OHS3L | (N) | |
| 87 | \$55,965.00 | \$31,105.00 | OHS3L | (N) | |
| 88 | \$56,720.00 | \$31,525.00 | OHS3L | (N) | |
| 89 | \$57,475.00 | \$31,945.00 | OHS3L | (N) | |
| 90 | \$58,230.00 | \$32,365.00 | OHS3L | (N) | |

EFFECTIVE: JULY 2, 2002

ACCESS SERVICE

(N)

23 – Metropolitan Statistical Area Access Services (Cont'd)

(N)

23.5 Rates and Charges (Cont'd)

(N)

23.5.1 BellSouth SWA Dedicated Transport (Cont'd)

(N)

(Q) BellSouth SWA Managed Shared Network Service (Cont'd)

(N)

(1) DS3 Service - Flat rate per Local Channel, per Aggregation Location.
 (Cont'd)

(N)
 (N)

(b) Zone 2 – All States (Cont'd)

(N)

| <u>Quantity of DS3s Per</u> | <u>Month to Month/</u> | | | |
|-----------------------------|------------------------|----------------------|-------------|-----|
| <u>Aggregation Location</u> | <u>12 Month Rate</u> | <u>60 Month Rate</u> | <u>USOC</u> | |
| 91 | \$58,985.00 | \$32,785.00 | OHS3L | (N) |
| 92 | \$59,740.00 | \$33,205.00 | OHS3L | (N) |
| 93 | \$60,495.00 | \$33,625.00 | OHS3L | (N) |
| 94 | \$61,250.00 | \$34,045.00 | OHS3L | (N) |
| 95 | \$62,005.00 | \$34,465.00 | OHS3L | (N) |
| 96 | \$62,760.00 | \$34,885.00 | OHS3L | (N) |
| 97 | \$63,515.00 | \$35,305.00 | OHS3L | (N) |
| 98 | \$64,270.00 | \$35,725.00 | OHS3L | (N) |
| 99 | \$65,025.00 | \$36,145.00 | OHS3L | (N) |
| 100 | \$65,780.00 | \$36,565.00 | OHS3L | (N) |
| 101 | \$66,535.00 | \$36,985.00 | OHS3L | (N) |
| 102 | \$67,290.00 | \$37,405.00 | OHS3L | (N) |
| 103 | \$68,045.00 | \$37,825.00 | OHS3L | (N) |
| 104 | \$68,800.00 | \$38,245.00 | OHS3L | (N) |
| 105 | \$69,555.00 | \$38,665.00 | OHS3L | (N) |
| 106 | \$70,310.00 | \$39,085.00 | OHS3L | (N) |
| 107 | \$71,065.00 | \$39,505.00 | OHS3L | (N) |
| 108 | \$71,820.00 | \$39,925.00 | OHS3L | (N) |
| 109 | \$72,575.00 | \$40,345.00 | OHS3L | (N) |
| 110 | \$73,330.00 | \$40,765.00 | OHS3L | (N) |
| 111 | \$74,085.00 | \$41,185.00 | OHS3L | (N) |
| 112 | \$74,840.00 | \$41,605.00 | OHS3L | (N) |
| 113 | \$75,595.00 | \$42,025.00 | OHS3L | (N) |
| 114 | \$76,350.00 | \$42,445.00 | OHS3L | (N) |
| 115 | \$77,105.00 | \$42,865.00 | OHS3L | (N) |
| 116 | \$77,860.00 | \$43,285.00 | OHS3L | (N) |
| 117 | \$78,615.00 | \$43,705.00 | OHS3L | (N) |
| 118 | \$79,370.00 | \$44,125.00 | OHS3L | (N) |
| 119 | \$80,125.00 | \$44,545.00 | OHS3L | (N) |
| 120 | \$80,880.00 | \$44,965.00 | OHS3L | (N) |

EFFECTIVE: JULY 2, 2002

ACCESS SERVICE

(N)

23 – Metropolitan Statistical Area Access Services (Cont'd)

(N)

23.5 Rates and Charges (Cont'd)

(N)

23.5.1 BellSouth SWA Dedicated Transport (Cont'd)

(N)

(Q) BellSouth SWA Managed Shared Network Service (Cont'd)

(N)

(1) DS3 Service - Flat rate per Local Channel, per Aggregation Location.
 (Cont'd)

(N)
 (N)

(b) Zone 2 – All States (Cont'd)

(N)

| <u>Quantity of DS3s Per</u> | <u>Month to Month/</u> | | | |
|-----------------------------|------------------------|----------------------|-------------|-----|
| <u>Aggregation Location</u> | <u>12 Month Rate</u> | <u>60 Month Rate</u> | <u>USOC</u> | |
| 121 | \$81,635.00 | \$45,385.00 | OHS3L | (N) |
| 122 | \$82,390.00 | \$45,805.00 | OHS3L | (N) |
| 123 | \$83,145.00 | \$46,225.00 | OHS3L | (N) |
| 124 | \$83,900.00 | \$46,645.00 | OHS3L | (N) |
| 125 | \$84,655.00 | \$47,065.00 | OHS3L | (N) |
| 126 | \$85,410.00 | \$47,485.00 | OHS3L | (N) |
| 127 | \$86,165.00 | \$47,905.00 | OHS3L | (N) |
| 128 | \$86,920.00 | \$48,325.00 | OHS3L | (N) |
| 129 | \$87,675.00 | \$48,745.00 | OHS3L | (N) |
| 130 | \$88,430.00 | \$49,165.00 | OHS3L | (N) |
| 131 | \$89,185.00 | \$49,585.00 | OHS3L | (N) |
| 132 | \$89,940.00 | \$50,005.00 | OHS3L | (N) |
| 133 | \$90,695.00 | \$50,425.00 | OHS3L | (N) |
| 134 | \$91,450.00 | \$50,845.00 | OHS3L | (N) |
| 135 | \$92,205.00 | \$51,265.00 | OHS3L | (N) |
| 136 | \$92,960.00 | \$51,685.00 | OHS3L | (N) |
| 137 | \$93,715.00 | \$52,105.00 | OHS3L | (N) |
| 138 | \$94,470.00 | \$52,525.00 | OHS3L | (N) |
| 139 | \$95,225.00 | \$52,945.00 | OHS3L | (N) |
| 140 | \$95,980.00 | \$53,365.00 | OHS3L | (N) |
| 141 | \$96,735.00 | \$53,785.00 | OHS3L | (N) |
| 142 | \$97,490.00 | \$54,205.00 | OHS3L | (N) |
| 143 | \$98,245.00 | \$54,625.00 | OHS3L | (N) |
| 144 | \$99,000.00 | \$55,045.00 | OHS3L | (N) |
| 145 | \$99,840.00 | \$55,470.00 | OHS3L | (N) |
| 146 | \$100,600.00 | \$55,890.00 | OHS3L | (N) |
| 147 | \$101,360.00 | \$56,310.00 | OHS3L | (N) |
| 148 | \$102,110.00 | \$56,730.00 | OHS3L | (N) |
| 149 | \$102,870.00 | \$57,150.00 | OHS3L | (N) |
| 150 | \$103,620.00 | \$57,570.00 | OHS3L | (N) |

EFFECTIVE: JULY 2, 2002

ACCESS SERVICE

(N)

23 – Metropolitan Statistical Area Access Services (Cont'd)

(N)

23.5 Rates and Charges (Cont'd)

(N)

23.5.1 BellSouth SWA Dedicated Transport (Cont'd)

(N)

(Q) BellSouth SWA Managed Shared Network Service (Cont'd)

(N)

(1) DS3 Service - Flat rate per Local Channel, per Aggregation Location.
 (Cont'd)

(N)
 (N)

(b) Zone 2 – All States (Cont'd)

(N)

| Quantity of DS3s Per Aggregation Location | Month to Month/ 12 Month Rate | 60 Month Rate | USOC | (N) |
|--|----------------------------------|---------------|-------|-----|
| 151 | \$104,380.00 | \$57,990.00 | OHS3L | (N) |
| 152 | \$105,140.00 | \$58,410.00 | OHS3L | (N) |
| 153 | \$105,890.00 | \$58,830.00 | OHS3L | (N) |
| 154 | \$106,650.00 | \$59,250.00 | OHS3L | (N) |
| 155 | \$107,400.00 | \$59,670.00 | OHS3L | (N) |
| 156 | \$108,160.00 | \$60,090.00 | OHS3L | (N) |
| 157 | \$108,920.00 | \$60,510.00 | OHS3L | (N) |
| 158 | \$109,670.00 | \$60,930.00 | OHS3L | (N) |
| 159 | \$110,430.00 | \$61,350.00 | OHS3L | (N) |
| 160 | \$111,180.00 | \$61,770.00 | OHS3L | (N) |
| 161 | \$111,940.00 | \$62,190.00 | OHS3L | (N) |
| 162 | \$112,700.00 | \$62,610.00 | OHS3L | (N) |
| 163 | \$113,450.00 | \$63,030.00 | OHS3L | (N) |
| 164 | \$114,210.00 | \$63,450.00 | OHS3L | (N) |
| 165 | \$114,960.00 | \$63,870.00 | OHS3L | (N) |
| 166 | \$115,720.00 | \$64,290.00 | OHS3L | (N) |
| 167 | \$116,480.00 | \$64,710.00 | OHS3L | (N) |
| 168 | \$117,230.00 | \$65,130.00 | OHS3L | (N) |
| 169 | \$117,990.00 | \$65,550.00 | OHS3L | (N) |
| 170 | \$118,740.00 | \$65,970.00 | OHS3L | (N) |
| 171 | \$119,500.00 | \$66,390.00 | OHS3L | (N) |
| 172 | \$120,260.00 | \$66,810.00 | OHS3L | (N) |
| 173 | \$121,010.00 | \$67,230.00 | OHS3L | (N) |
| 174 | \$121,770.00 | \$67,650.00 | OHS3L | (N) |
| 175 | \$122,520.00 | \$68,070.00 | OHS3L | (N) |
| 176 | \$123,280.00 | \$68,490.00 | OHS3L | (N) |
| 177 | \$124,040.00 | \$68,910.00 | OHS3L | (N) |
| 178 | \$124,790.00 | \$69,330.00 | OHS3L | (N) |
| 179 | \$125,550.00 | \$69,750.00 | OHS3L | (N) |
| 180 | \$126,300.00 | \$70,170.00 | OHS3L | (N) |

BELLSOUTH TELECOMMUNICATIONS, INC.
 BY: Operations Manager - Pricing
 29G57, 675 W. Peachtree St., N.E.
 Atlanta, Georgia 30375
 ISSUED: JUNE 17, 2002

TARIFF F.C.C. NO. 1
 ORIGINAL PAGE 23-36.18

EFFECTIVE: JULY 2, 2002

ACCESS SERVICE

(N)

23 – Metropolitan Statistical Area Access Services (Cont'd)

(N)

23.5 Rates and Charges (Cont'd)

(N)

23.5.1 BellSouth SWA Dedicated Transport (Cont'd)

(N)

(Q) BellSouth SWA Managed Shared Network Service (Cont'd)

(N)

(1) DS3 Service - Flat rate per Local Channel, per Aggregation Location.
 (Cont'd)

(N)
 (N)

(b) Zone 2 – All States (Cont'd)

(N)

| <u>Quantity of DS3s Per</u> | <u>Month to Month/</u> | | | |
|-----------------------------|------------------------|----------------------|-------------|-----|
| <u>Aggregation Location</u> | <u>12 Month Rate</u> | <u>60 Month Rate</u> | <u>USOC</u> | |
| 181 | \$127,060.00 | \$70,590.00 | OHS3L | (N) |
| 182 | \$127,820.00 | \$71,010.00 | OHS3L | (N) |
| 183 | \$128,570.00 | \$71,430.00 | OHS3L | (N) |
| 184 | \$129,330.00 | \$71,850.00 | OHS3L | (N) |
| 185 | \$130,080.00 | \$72,270.00 | OHS3L | (N) |
| 186 | \$130,840.00 | \$72,690.00 | OHS3L | (N) |
| 187 | \$131,600.00 | \$73,110.00 | OHS3L | (N) |
| 188 | \$132,350.00 | \$73,530.00 | OHS3L | (N) |
| 189 | \$133,110.00 | \$73,950.00 | OHS3L | (N) |
| 190 | \$133,860.00 | \$74,370.00 | OHS3L | (N) |
| 191 | \$134,620.00 | \$74,790.00 | OHS3L | (N) |
| 192 | \$135,380.00 | \$75,210.00 | OHS3L | (N) |

EFFECTIVE: JULY 2, 2002

ACCESS SERVICE

(N)

23 – Metropolitan Statistical Area Access Services (Cont'd)

(N)

23.5 Rates and Charges (Cont'd)

(N)

23.5.1 BellSouth SWA Dedicated Transport (Cont'd)

(N)

(Q) BellSouth SWA Managed Shared Network Service (Cont'd)

(N)

(1) DS3 Service - Flat rate per Local Channel, per Aggregation Location.
 (Cont'd)

(N)

(N)

(c) Zone 3 – All States

(N)

| <u>Quantity of DS3s Per</u> | <u>Month to Month/</u> | | | | (N) |
|-----------------------------|------------------------|----------------------|-------------|--|-----|
| <u>Aggregation Location</u> | <u>12 Month Rate</u> | <u>60 Month Rate</u> | <u>USOC</u> | | (N) |
| 1 | \$8,515.00 | \$4,730.00 | OHS3L | | (N) |
| 2 | \$8,774.00 | \$4,874.00 | OHS3L | | (N) |
| 3 | \$9,034.00 | \$5,018.00 | OHS3L | | (N) |
| 4 | \$9,293.00 | \$5,162.00 | OHS3L | | (N) |
| 5 | \$10,589.00 | \$5,882.00 | OHS3L | | (N) |
| 6 | \$11,885.00 | \$6,602.00 | OHS3L | | (N) |
| 7 | \$13,351.00 | \$7,417.00 | OHS3L | | (N) |
| 8 | \$14,752.00 | \$8,195.00 | OHS3L | | (N) |
| 9 | \$16,086.00 | \$8,936.00 | OHS3L | | (N) |
| 10 | \$17,357.00 | \$9,642.00 | OHS3L | | (N) |
| 11 | \$18,568.00 | \$10,315.00 | OHS3L | | (N) |
| 12 | \$19,715.00 | \$10,952.00 | OHS3L | | (N) |
| 13 | \$20,806.00 | \$11,558.00 | OHS3L | | (N) |
| 14 | \$21,842.00 | \$12,134.00 | OHS3L | | (N) |
| 15 | \$22,823.00 | \$12,679.00 | OHS3L | | (N) |
| 16 | \$23,754.00 | \$13,196.00 | OHS3L | | (N) |
| 17 | \$24,632.00 | \$13,685.00 | OHS3L | | (N) |
| 18 | \$25,462.00 | \$14,146.00 | OHS3L | | (N) |
| 19 | \$26,244.00 | \$14,580.00 | OHS3L | | (N) |
| 20 | \$26,983.00 | \$14,990.00 | OHS3L | | (N) |
| 21 | \$27,682.00 | \$15,378.00 | OHS3L | | (N) |
| 22 | \$28,334.00 | \$15,742.00 | OHS3L | | (N) |
| 23 | \$28,952.00 | \$16,085.00 | OHS3L | | (N) |
| 24 | \$29,527.00 | \$16,404.00 | OHS3L | | (N) |
| 25 | \$30,076.00 | \$16,709.00 | OHS3L | | (N) |
| 26 | \$30,586.00 | \$16,992.00 | OHS3L | | (N) |
| 27 | \$31,066.00 | \$17,258.00 | OHS3L | | (N) |
| 28 | \$31,517.00 | \$17,509.00 | OHS3L | | (N) |
| 29 | \$31,937.00 | \$17,742.00 | OHS3L | | (N) |
| 30 | \$32,335.00 | \$17,964.00 | OHS3L | | (N) |

EFFECTIVE: JULY 2, 2002

ACCESS SERVICE

(N)

23 – Metropolitan Statistical Area Access Services (Cont'd)

(N)

23.5 Rates and Charges (Cont'd)

(N)

23.5.1 BellSouth SWA Dedicated Transport (Cont'd)

(N)

(Q) BellSouth SWA Managed Shared Network Service (Cont'd)

(N)

(1) DS3 Service - Flat rate per Local Channel, per Aggregation Location.
 (Cont'd)

(N)
 (N)

(c) Zone 3 – All States (Cont'd)

(N)

| <u>Quantity of DS3s Per</u> | <u>Month to Month/</u> | | | |
|-----------------------------|------------------------|----------------------|-------------|-----|
| <u>Aggregation Location</u> | <u>12 Month Rate</u> | <u>60 Month Rate</u> | <u>USOC</u> | |
| 31 | \$32,710.00 | \$18,172.00 | OHS3L | (N) |
| 32 | \$33,060.00 | \$18,366.00 | OHS3L | (N) |
| 33 | \$33,389.00 | \$18,550.00 | OHS3L | (N) |
| 34 | \$33,704.00 | \$18,725.00 | OHS3L | (N) |
| 35 | \$34,003.00 | \$18,890.00 | OHS3L | (N) |
| 36 | \$34,282.00 | \$19,045.00 | OHS3L | (N) |
| 37 | \$34,552.00 | \$19,195.00 | OHS3L | (N) |
| 38 | \$34,813.00 | \$19,340.00 | OHS3L | (N) |
| 39 | \$35,065.00 | \$19,481.00 | OHS3L | (N) |
| 40 | \$35,308.00 | \$19,615.00 | OHS3L | (N) |
| 41 | \$35,549.00 | \$19,750.00 | OHS3L | (N) |
| 42 | \$35,785.00 | \$19,880.00 | OHS3L | (N) |
| 43 | \$36,020.00 | \$20,011.00 | OHS3L | (N) |
| 44 | \$36,258.00 | \$20,143.00 | OHS3L | (N) |
| 45 | \$36,496.00 | \$20,275.00 | OHS3L | (N) |
| 46 | \$36,740.00 | \$20,411.00 | OHS3L | (N) |
| 47 | \$36,991.00 | \$20,550.00 | OHS3L | (N) |
| 48 | \$37,250.00 | \$20,694.00 | OHS3L | (N) |
| 49 | \$38,028.00 | \$21,126.00 | OHS3L | (N) |
| 50 | \$38,741.00 | \$21,522.00 | OHS3L | (N) |
| 51 | \$39,389.00 | \$21,882.00 | OHS3L | (N) |
| 52 | \$39,972.00 | \$22,206.00 | OHS3L | (N) |
| 53 | \$40,231.00 | \$22,350.00 | OHS3L | (N) |
| 54 | \$40,750.00 | \$22,638.00 | OHS3L | (N) |
| 55 | \$41,203.00 | \$22,890.00 | OHS3L | (N) |
| 56 | \$41,592.00 | \$23,106.00 | OHS3L | (N) |
| 57 | \$41,851.00 | \$23,250.00 | OHS3L | (N) |
| 58 | \$42,175.00 | \$23,430.00 | OHS3L | (N) |
| 59 | \$42,434.00 | \$23,574.00 | OHS3L | (N) |
| 60 | \$42,694.00 | \$23,718.00 | OHS3L | (N) |

EFFECTIVE: JULY 2, 2002

ACCESS SERVICE

(N)

23 – Metropolitan Statistical Area Access Services (Cont'd)

(N)

23.5 Rates and Charges (Cont'd)

(N)

23.5.1 BellSouth SWA Dedicated Transport (Cont'd)

(N)

(Q) BellSouth SWA Managed Shared Network Service (Cont'd)

(N)

(1) DS3 Service - Flat rate per Local Channel, per Aggregation Location.
 (Cont'd)

(N)
 (N)

(c) Zone 3 – All States (Cont'd)

(N)

| <u>Quantity of DS3s Per</u> | <u>Month to Month/</u> | | | | |
|-----------------------------|------------------------|----------------------|-------------|-----|--|
| <u>Aggregation Location</u> | <u>12 Month Rate</u> | <u>60 Month Rate</u> | <u>USOC</u> | | |
| 61 | \$43,605.00 | \$24,225.00 | OHS3L | (N) | |
| 62 | \$44,515.00 | \$24,730.00 | OHS3L | (N) | |
| 63 | \$45,425.00 | \$25,235.00 | OHS3L | (N) | |
| 64 | \$46,335.00 | \$25,740.00 | OHS3L | (N) | |
| 65 | \$47,245.00 | \$26,245.00 | OHS3L | (N) | |
| 66 | \$48,155.00 | \$26,750.00 | OHS3L | (N) | |
| 67 | \$49,065.00 | \$27,255.00 | OHS3L | (N) | |
| 68 | \$49,975.00 | \$27,760.00 | OHS3L | (N) | |
| 69 | \$50,885.00 | \$28,265.00 | OHS3L | (N) | |
| 70 | \$51,795.00 | \$28,770.00 | OHS3L | (N) | |
| 71 | \$52,705.00 | \$29,275.00 | OHS3L | (N) | |
| 72 | \$53,615.00 | \$29,780.00 | OHS3L | (N) | |
| 73 | \$54,525.00 | \$30,285.00 | OHS3L | (N) | |
| 74 | \$55,435.00 | \$30,790.00 | OHS3L | (N) | |
| 75 | \$56,345.00 | \$31,295.00 | OHS3L | (N) | |
| 76 | \$57,255.00 | \$31,800.00 | OHS3L | (N) | |
| 77 | \$58,165.00 | \$32,305.00 | OHS3L | (N) | |
| 78 | \$59,075.00 | \$32,810.00 | OHS3L | (N) | |
| 79 | \$59,985.00 | \$33,315.00 | OHS3L | (N) | |
| 80 | \$60,895.00 | \$33,820.00 | OHS3L | (N) | |
| 81 | \$61,805.00 | \$34,325.00 | OHS3L | (N) | |
| 82 | \$62,715.00 | \$34,830.00 | OHS3L | (N) | |
| 83 | \$63,625.00 | \$35,335.00 | OHS3L | (N) | |
| 84 | \$64,535.00 | \$35,840.00 | OHS3L | (N) | |
| 85 | \$65,445.00 | \$36,345.00 | OHS3L | (N) | |
| 86 | \$66,355.00 | \$36,850.00 | OHS3L | (N) | |
| 87 | \$67,265.00 | \$37,355.00 | OHS3L | (N) | |
| 88 | \$68,175.00 | \$37,860.00 | OHS3L | (N) | |
| 89 | \$69,085.00 | \$38,365.00 | OHS3L | (N) | |
| 90 | \$69,995.00 | \$38,870.00 | OHS3L | (N) | |

EFFECTIVE: JULY 2, 2002

ACCESS SERVICE

(N)

23 – Metropolitan Statistical Area Access Services (Cont'd)

(N)

23.5 Rates and Charges (Cont'd)

(N)

23.5.1 BellSouth SWA Dedicated Transport (Cont'd)

(N)

(Q) BellSouth SWA Managed Shared Network Service (Cont'd)

(N)

(1) DS3 Service - Flat rate per Local Channel, per Aggregation Location.
 (Cont'd)

(N)
 (N)

(c) Zone 3 – All States (Cont'd)

(N)

| <u>Quantity of DS3s Per</u> | <u>Month to Month/</u> | | | |
|-----------------------------|------------------------|----------------------|-------------|-----|
| <u>Aggregation Location</u> | <u>12 Month Rate</u> | <u>60 Month Rate</u> | <u>USOC</u> | |
| 91 | \$70,905.00 | \$39,375.00 | OHS3L | (N) |
| 92 | \$71,815.00 | \$39,880.00 | OHS3L | (N) |
| 93 | \$72,725.00 | \$40,385.00 | OHS3L | (N) |
| 94 | \$73,635.00 | \$40,890.00 | OHS3L | (N) |
| 95 | \$74,545.00 | \$41,395.00 | OHS3L | (N) |
| 96 | \$75,455.00 | \$41,900.00 | OHS3L | (N) |
| 97 | \$76,365.00 | \$42,405.00 | OHS3L | (N) |
| 98 | \$77,275.00 | \$42,910.00 | OHS3L | (N) |
| 99 | \$78,185.00 | \$43,415.00 | OHS3L | (N) |
| 100 | \$79,095.00 | \$43,920.00 | OHS3L | (N) |
| 101 | \$80,005.00 | \$44,425.00 | OHS3L | (N) |
| 102 | \$80,915.00 | \$44,930.00 | OHS3L | (N) |
| 103 | \$81,825.00 | \$45,435.00 | OHS3L | (N) |
| 104 | \$82,735.00 | \$45,940.00 | OHS3L | (N) |
| 105 | \$83,645.00 | \$46,445.00 | OHS3L | (N) |
| 106 | \$84,555.00 | \$46,950.00 | OHS3L | (N) |
| 107 | \$85,465.00 | \$47,455.00 | OHS3L | (N) |
| 108 | \$86,375.00 | \$47,960.00 | OHS3L | (N) |
| 109 | \$87,285.00 | \$48,465.00 | OHS3L | (N) |
| 110 | \$88,195.00 | \$48,970.00 | OHS3L | (N) |
| 111 | \$89,105.00 | \$49,475.00 | OHS3L | (N) |
| 112 | \$90,015.00 | \$49,980.00 | OHS3L | (N) |
| 113 | \$90,925.00 | \$50,485.00 | OHS3L | (N) |
| 114 | \$91,835.00 | \$50,990.00 | OHS3L | (N) |
| 115 | \$92,745.00 | \$51,495.00 | OHS3L | (N) |
| 116 | \$93,655.00 | \$52,000.00 | OHS3L | (N) |
| 117 | \$94,565.00 | \$52,505.00 | OHS3L | (N) |
| 118 | \$95,475.00 | \$53,010.00 | OHS3L | (N) |
| 119 | \$96,385.00 | \$53,515.00 | OHS3L | (N) |
| 120 | \$97,295.00 | \$54,020.00 | OHS3L | (N) |

EFFECTIVE: JULY 2, 2002

ACCESS SERVICE

(N)

23 – Metropolitan Statistical Area Access Services (Cont'd)

(N)

23.5 Rates and Charges (Cont'd)

(N)

23.5.1 BellSouth SWA Dedicated Transport (Cont'd)

(N)

(Q) BellSouth SWA Managed Shared Network Service (Cont'd)

(N)

(1) DS3 Service - Flat rate per Local Channel, per Aggregation Location.
 (Cont'd)

(N)
 (N)

(c) Zone 3 – All States (Cont'd)

(N)

| Quantity of DS3s Per Aggregation Location | Month to Month/ 12 Month Rate | 60 Month Rate | USOC | (N) |
|--|----------------------------------|---------------|-------|-----|
| 121 | \$98,205.00 | \$54,525.00 | OHS3L | (N) |
| 122 | \$99,115.00 | \$55,030.00 | OHS3L | (N) |
| 123 | \$100,025.00 | \$55,535.00 | OHS3L | (N) |
| 124 | \$100,935.00 | \$56,040.00 | OHS3L | (N) |
| 125 | \$101,845.00 | \$56,545.00 | OHS3L | (N) |
| 126 | \$102,755.00 | \$57,050.00 | OHS3L | (N) |
| 127 | \$103,665.00 | \$57,555.00 | OHS3L | (N) |
| 128 | \$104,575.00 | \$58,060.00 | OHS3L | (N) |
| 129 | \$105,485.00 | \$58,565.00 | OHS3L | (N) |
| 130 | \$106,395.00 | \$59,070.00 | OHS3L | (N) |
| 131 | \$107,305.00 | \$59,575.00 | OHS3L | (N) |
| 132 | \$108,215.00 | \$60,080.00 | OHS3L | (N) |
| 133 | \$109,125.00 | \$60,585.00 | OHS3L | (N) |
| 134 | \$110,035.00 | \$61,090.00 | OHS3L | (N) |
| 135 | \$110,945.00 | \$61,595.00 | OHS3L | (N) |
| 136 | \$111,855.00 | \$62,100.00 | OHS3L | (N) |
| 137 | \$112,765.00 | \$62,605.00 | OHS3L | (N) |
| 138 | \$113,675.00 | \$63,110.00 | OHS3L | (N) |
| 139 | \$114,585.00 | \$63,615.00 | OHS3L | (N) |
| 140 | \$115,495.00 | \$64,120.00 | OHS3L | (N) |
| 141 | \$116,405.00 | \$64,625.00 | OHS3L | (N) |
| 142 | \$117,315.00 | \$65,130.00 | OHS3L | (N) |
| 143 | \$118,225.00 | \$65,635.00 | OHS3L | (N) |
| 144 | \$119,135.00 | \$66,140.00 | OHS3L | (N) |
| 145 | \$119,810.00 | \$66,560.00 | OHS3L | (N) |
| 146 | \$120,720.00 | \$67,070.00 | OHS3L | (N) |
| 147 | \$121,630.00 | \$67,570.00 | OHS3L | (N) |
| 148 | \$122,530.00 | \$68,080.00 | OHS3L | (N) |
| 149 | \$123,440.00 | \$68,580.00 | OHS3L | (N) |
| 150 | \$124,340.00 | \$69,080.00 | OHS3L | (N) |

EFFECTIVE: JULY 2, 2002

ACCESS SERVICE

(N)

23 – Metropolitan Statistical Area Access Services (Cont'd)

(N)

23.5 Rates and Charges (Cont'd)

(N)

23.5.1 BellSouth SWA Dedicated Transport (Cont'd)

(N)

(Q) BellSouth SWA Managed Shared Network Service (Cont'd)

(N)

(1) DS3 Service - Flat rate per Local Channel, per Aggregation Location.
 (Cont'd)

(N)
 (N)

(c) Zone 3 – All States (Cont'd)

(N)

| Quantity of DS3s Per Aggregation Location | Month to Month/ 12 Month Rate | 60 Month Rate | USOC | (N) |
|--|----------------------------------|---------------|-------|-----|
| 151 | \$125,260.00 | \$69,590.00 | OHS3L | (N) |
| 152 | \$126,170.00 | \$70,090.00 | OHS3L | (N) |
| 153 | \$127,070.00 | \$70,600.00 | OHS3L | (N) |
| 154 | \$127,980.00 | \$71,100.00 | OHS3L | (N) |
| 155 | \$128,880.00 | \$71,600.00 | OHS3L | (N) |
| 156 | \$129,790.00 | \$72,110.00 | OHS3L | (N) |
| 157 | \$130,700.00 | \$72,610.00 | OHS3L | (N) |
| 158 | \$131,600.00 | \$73,120.00 | OHS3L | (N) |
| 159 | \$132,520.00 | \$73,620.00 | OHS3L | (N) |
| 160 | \$133,420.00 | \$74,120.00 | OHS3L | (N) |
| 161 | \$134,330.00 | \$74,630.00 | OHS3L | (N) |
| 162 | \$135,240.00 | \$75,130.00 | OHS3L | (N) |
| 163 | \$136,140.00 | \$75,640.00 | OHS3L | (N) |
| 164 | \$137,050.00 | \$76,140.00 | OHS3L | (N) |
| 165 | \$137,950.00 | \$76,640.00 | OHS3L | (N) |
| 166 | \$138,860.00 | \$77,150.00 | OHS3L | (N) |
| 167 | \$139,780.00 | \$77,650.00 | OHS3L | (N) |
| 168 | \$140,680.00 | \$78,160.00 | OHS3L | (N) |
| 169 | \$141,590.00 | \$78,660.00 | OHS3L | (N) |
| 170 | \$142,490.00 | \$79,160.00 | OHS3L | (N) |
| 171 | \$143,400.00 | \$79,670.00 | OHS3L | (N) |
| 172 | \$144,310.00 | \$80,170.00 | OHS3L | (N) |
| 173 | \$145,210.00 | \$80,680.00 | OHS3L | (N) |
| 174 | \$146,120.00 | \$81,180.00 | OHS3L | (N) |
| 175 | \$147,020.00 | \$81,680.00 | OHS3L | (N) |
| 176 | \$147,940.00 | \$82,190.00 | OHS3L | (N) |
| 177 | \$148,850.00 | \$82,690.00 | OHS3L | (N) |
| 178 | \$149,750.00 | \$83,200.00 | OHS3L | (N) |
| 179 | \$150,660.00 | \$83,700.00 | OHS3L | (N) |
| 180 | \$151,560.00 | \$84,200.00 | OHS3L | (N) |

BELLSOUTH TELECOMMUNICATIONS, INC.
 BY: Operations Manager - Pricing
 29G57, 675 W. Peachtree St., N.E.
 Atlanta, Georgia 30375
 ISSUED: JUNE 17, 2002

TARIFF F.C.C. NO. 1
 ORIGINAL PAGE 23-36.25

EFFECTIVE: JULY 2, 2002

ACCESS SERVICE

(N)

23 – Metropolitan Statistical Area Access Services (Cont'd)

(N)

23.5 Rates and Charges (Cont'd)

(N)

23.5.1 BellSouth SWA Dedicated Transport (Cont'd)

(N)

(Q) BellSouth SWA Managed Shared Network Service (Cont'd)

(N)

(1) DS3 Service - Flat rate per Local Channel, per Aggregation Location.
 (Cont'd)

(N)
 (N)

(c) Zone 3 – All States (Cont'd)

(N)

| <u>Quantity of DS3s Per</u> | <u>Month to Month/</u> | | | |
|-----------------------------|------------------------|----------------------|-------------|-----|
| <u>Aggregation Location</u> | <u>12 Month Rate</u> | <u>60 Month Rate</u> | <u>USOC</u> | |
| 181 | \$152,470.00 | \$84,710.00 | OHS3L | (N) |
| 182 | \$153,380.00 | \$85,210.00 | OHS3L | (N) |
| 183 | \$154,280.00 | \$85,720.00 | OHS3L | (N) |
| 184 | \$155,200.00 | \$86,220.00 | OHS3L | (N) |
| 185 | \$156,100.00 | \$86,720.00 | OHS3L | (N) |
| 186 | \$157,010.00 | \$87,230.00 | OHS3L | (N) |
| 187 | \$157,920.00 | \$87,730.00 | OHS3L | (N) |
| 188 | \$158,820.00 | \$88,240.00 | OHS3L | (N) |
| 189 | \$159,730.00 | \$88,740.00 | OHS3L | (N) |
| 190 | \$160,630.00 | \$89,240.00 | OHS3L | (N) |
| 191 | \$161,540.00 | \$89,750.00 | OHS3L | (N) |
| 192 | \$162,460.00 | \$90,250.00 | OHS3L | (N) |

EFFECTIVE: JULY 2, 2002

ACCESS SERVICE

(N)

23 – Metropolitan Statistical Area Access Services (Cont'd)

(N)

23.5 Rates and Charges (Cont'd)

(N)

23.5.1 BellSouth SWA Dedicated Transport (Cont'd)

(N)

(Q) BellSouth SWA Managed Shared Network Service (Cont'd)

(N)

(2) DS1 Interoffice Channel – Per DS1

(N)

(a) Mileage Band 0 – 8: Fixed

(N)

| | Month to Month/ <u>12 Month Rate</u> | <u>60 Month Rate</u> | <u>USOC</u> | (N) |
|---------------------|---|----------------------|-------------|-----|
| Zone 1 – All States | \$270.00 | \$110.00 | 1L5MS | (N) |
| Zone 2 – All States | \$297.00 | \$130.00 | 1L5MS | (N) |
| Zone 3 – All States | \$327.00 | \$180.00 | 1L5MS | (N) |

(b) Mileage Band 0 – 8: Per Mile

(N)

| | Month to Month/ <u>12 Month Rate</u> | <u>60 Month Rate</u> | <u>USOC</u> | (N) |
|---------------------|---|----------------------|-------------|-----|
| Zone 1 – All States | N/A | N/A | 1L5MS | (N) |
| Zone 2 – All States | N/A | N/A | 1L5MS | (N) |
| Zone 3 – All States | N/A | N/A | 1L5MS | (N) |

(c) Mileage Band 9 – 25: Fixed

(N)

| | Month to Month/ <u>12 Month Rate</u> | <u>60 Month Rate</u> | <u>USOC</u> | (N) |
|---------------------|---|----------------------|-------------|-----|
| Zone 1 – All States | \$450.00 | \$200.00 | 1L5MS | (N) |
| Zone 2 – All States | \$495.00 | \$240.00 | 1L5MS | (N) |
| Zone 3 – All States | \$545.00 | \$300.00 | 1L5MS | (N) |

(d) Mileage Band 9 – 25: Per Mile

(N)

| | Month to Month/ <u>12 Month Rate</u> | <u>60 Month Rate</u> | <u>USOC</u> | (N) |
|---------------------|---|----------------------|-------------|-----|
| Zone 1 – All States | N/A | N/A | 1L5MS | (N) |
| Zone 2 – All States | N/A | N/A | 1L5MS | (N) |
| Zone 3 – All States | N/A | N/A | 1L5MS | (N) |

EFFECTIVE: JULY 2, 2002

ACCESS SERVICE (N)

23 – Metropolitan Statistical Area Access Services (Cont'd) (N)

23.5 Rates and Charges (Cont'd) (N)

23.5.1 BellSouth SWA Dedicated Transport (Cont'd) (N)

(Q) BellSouth SWA Managed Shared Network Service (Cont'd) (N)

(2) DS1 Interoffice Channel - Per DS1 (Cont'd) (N)

(e) Mileage Band Over 25 Miles: Fixed (N)

| | Month to Month/ <u>12 Month Rate</u> | <u>60 Month Rate</u> | <u>USOC</u> | (N) |
|---------------------|---|----------------------|-------------|-----|
| Zone 1 – All States | \$207.00 | \$115.00 | 1L5MS | (N) |
| Zone 2 – All States | \$228.00 | \$126.50 | 1L5MS | (N) |
| Zone 3 – All States | \$251.00 | \$138.00 | 1L5MS | (N) |

(f) Mileage Band Over 25 Miles: Per Mile (N)

| | Month to Month/ <u>12 Month Rate</u> | <u>60 Month Rate</u> | <u>USOC</u> | (N) |
|---------------------|---|----------------------|-------------|-----|
| Zone 1 – All States | \$15.00 | \$5.70 | 1L5MS | (N) |
| Zone 2 – All States | \$17.00 | \$6.60 | 1L5MS | (N) |
| Zone 3 – All States | \$19.00 | \$8.05 | 1L5MS | (N) |

(3) DS0 Interoffice Channel - Per DS0 (N)

(a) Mileage Band 0 - 8 Miles: Fixed (N)

| | Month to Month/ <u>12 Month Rate</u> | <u>60 Month Rate</u> | <u>USOC</u> | (N) |
|------------------------|---|----------------------|-------------|-----|
| All Zones – All States | \$42.00 | \$22.00 | 1L5MS | (N) |

(b) Mileage Band 0 - 8 Miles: Per Mile (N)

| | Month to Month/ <u>12 Month Rate</u> | <u>60 Month Rate</u> | <u>USOC</u> | (N) |
|------------------------|---|----------------------|-------------|-----|
| All Zones – All States | N/A | N/A | 1L5MS | (N) |

EFFECTIVE: JULY 2, 2002

ACCESS SERVICE

(N)

23 – Metropolitan Statistical Area Access Services (Cont'd)

(N)

23.5 Rates and Charges (Cont'd)

23.5.1 BellSouth SWA Dedicated Transport (Cont'd)

(N)

(Q) BellSouth SWA Managed Shared Network Service (Cont'd)

(N)

(3) DS0 Interoffice Channel - Per DS0 (Cont'd)

(N)

(c) Mileage Band 9 - 25 Miles: Fixed

(N)

| | Month to Month/ <u>12 Month Rate</u> | <u>60 Month Rate</u> | <u>USOC</u> | (N) |
|------------------------|---|----------------------|-------------|-----|
| All Zones – All States | \$69.00 | \$38.00 | 1L5MS | (N) |

(d) Mileage Band 9 - 25 Miles: Per Mile

(N)

| | Month to Month/ <u>12 Month Rate</u> | <u>60 Month Rate</u> | <u>USOC</u> | (N) |
|------------------------|---|----------------------|-------------|-----|
| All Zones – All States | N/A | N/A | 1L5MS | (N) |

(e) Mileage Band Over 25 Miles: Fixed

(N)

| | Month to Month/ <u>12 Month Rate</u> | <u>60 Month Rate</u> | <u>USOC</u> | (N) |
|------------------------|---|----------------------|-------------|-----|
| All Zones – All States | \$36.00 | \$20.00 | 1L5MS | (N) |

(f) Mileage Band Over 25 Miles: Per Mile

(N)

| | Month to Month/ <u>12 Month Rate</u> | <u>60 Month Rate</u> | <u>USOC</u> | (N) |
|------------------------|---|----------------------|-------------|-----|
| All Zones – All States | \$2.90 | \$1.40 | 1L5MS | (N) |

EFFECTIVE: JULY 2, 2002

ACCESS SERVICE

(N)

23 – Metropolitan Statistical Area Access Services (Cont'd)

(N)

23.5 Rates and Charges (Cont'd)

(N)

23.5.1 BellSouth SWA Dedicated Transport (Cont'd)

(N)

(Q) BellSouth SWA Managed Shared Network Service (Cont'd)

(N)

(4) DS1 and DS0 Interfaces- Per Interface

(N)

(a) DS1

(N)

| | Month to Month/ <u>12 Month Rate</u> | <u>60 Month Rate</u> | <u>USOC</u> | (N) |
|---------------------|---|----------------------|-------------|-----|
| Zone 1 – All States | \$63.00 | \$35.00 | OHS1S | (N) |
| Zone 2 – All States | \$69.00 | \$39.00 | OHS1S | (N) |
| Zone 3 – All States | \$76.00 | \$52.00 | OHS1S | (N) |

(b) DS1 Message Trunk Interface

(N)

| | Month to Month/ <u>12 Month Rate</u> | <u>60 Month Rate</u> | <u>USOC</u> | (N) |
|---------------------|---|----------------------|-------------|-----|
| Zone 1 – All States | \$165.00 | \$100.00 | OHS1M | (N) |
| Zone 2 – All States | \$185.00 | \$120.00 | OHS1M | (N) |
| Zone 3 – All States | \$210.00 | \$140.00 | OHS1M | (N) |

(c) DS0 – per line side connection

(N)

| | Month to Month/ <u>12 Month Rate</u> | <u>60 Month Rate</u> | <u>USOC</u> | (N) |
|------------------------|---|----------------------|-------------|-----|
| All Zones – All States | \$33.00 | \$19.00 | OHSOL | (N) |

(d) DS0 – per trunk side connection

(N)

| | Month to Month/ <u>12 Month Rate</u> | <u>60 Month Rate</u> | <u>USOC</u> | (N) |
|------------------------|---|----------------------|-------------|-----|
| All Zones – All States | \$33.00 | \$19.00 | OHSOT | (N) |

BELLSOUTH TELECOMMUNICATIONS, INC.
 BY: Operations Manager - Pricing
 29G57, 675 W. Peachtree St., N.E.
 Atlanta, Georgia 30375
 ISSUED: JANUARY 22, 2001

TARIFF F.C.C. NO. 1
 ORIGINAL PAGE 23-37

EFFECTIVE: JANUARY 23, 2001

ACCESS SERVICE

23 - Metropolitan Statistical Area Access Services (Cont'd)

23.5 Rates and Charges (Cont'd)

23.5.2 BellSouth SPA Service

23.5.2.1 Metallic (a.k.a. BellSouth SPA Metallic) Service

ALL STATES

| | <u>USOC</u> | <u>Monthly Rates</u> | <u>Nonrecurring Charges</u> <u>First Service Installed</u> | <u>Additional Service Installed</u> |
|---------------------|-------------|----------------------|---|-------------------------------------|
| (A) Local Channel | | | | |
| - Per Local Channel | T6ECS | \$30.00 | \$287.03 | \$109.05 |

(B) Interoffice Channel

| <u>Mileage Bands</u> | <u>USOC</u> | <u>Monthly Rates</u> | | <u>Nonrecurring Charges</u> |
|----------------------|-------------|----------------------|-----------------|-----------------------------|
| | | <u>Fixed</u> | <u>Per Mile</u> | |
| 0 | 1L5XX | None | None | None |
| Over 0 to 4 | 1L5XX | \$ 0 | \$11.90 | \$84.28 |
| Over 4 to 8 | 1L5XX | \$ 0 | \$11.90 | \$84.28 |
| Over 8 to 25 | 1L5XX | \$ 0 | \$11.90 | \$84.28 |
| Over 25 to 50 | 1L5XX | \$ 0 | \$11.90 | \$84.28 |
| Over 50 | 1L5XX | \$ 0 | \$11.90 | \$84.28 |

EFFECTIVE: JANUARY 23, 2001

ACCESS SERVICE

| | |
|---|-----|
| 23 - Metropolitan Statistical Area Access Services (Cont'd) | (N) |
| 23.5 <u>Rates and Charges</u> (Cont'd) | (N) |
| 23.5.2 <u>BellSouth SPA Service</u> (Cont'd) | (N) |
| 23.5.2.1 <u>Metallic (a.k.a. BellSouth SPA Metallic) Service</u> (Cont'd) | (N) |

ALL STATES

| | <u>USOC</u> | <u>Monthly Rates</u> | <u>Nonrecurring Charges</u> | (N) |
|--|-------------|----------------------|-----------------------------|-----|
| (C) Optional Features and Functions | | | | (N) |
| (1) Bridging | | | | (N) |
| (a) Three Premises Bridging | | | | (N) |
| - Per port | BCNM3 | \$ * | \$14.58 | (N) |
| (b) Series Bridging | | | | (N) |
| - Per port | BCNMS | \$ * | \$14.58 | (N) |
| (D) Manual Update NCI Code | | | | (N) |
| - Per circuit rolled over from 1.544 Mbps to 44.736 Mbps High Capacity Service | RDG | None | \$104.98 | (N) |
| (E) Mechanized NCI Code Update | | | | (N) |
| - Per circuit per tape | NRBU1 | None | \$51.96 | (N) |
| - Processing charge per tape file run | NRBU2 | None | \$861.46 | (N) |
| (F) Shared Network Arrangement | | | | (N) |
| - Coordination Charge Per Arrangement | NRBSN | None | \$69.21 | (N) |
| - Processing Charge Per Service Order | ORC | None | \$ 6.53 | (N) |

*Service Provided Upon Request (SPUR) in all nine states. (N)

EFFECTIVE: JANUARY 23, 2001

ACCESS SERVICE

23 - Metropolitan Statistical Area Access Services (Cont'd)

23.5 Rates and Charges (Cont'd)

23.5.2 BellSouth SPA Service (Cont'd)

23.5.2.2 Telegraph Grade (a.k.a. BellSouth SPA Telegraph) Service

ALL STATES

| | | <u>Nonrecurring Charges</u> | | | |
|-------------------------------------|--|-----------------------------|----------------------|--------------------------------|-------------------------------------|
| | | <u>USOC</u> | <u>Monthly Rates</u> | <u>First Service Installed</u> | <u>Additional Service Installed</u> |
| (A) Local Channel | | | | | |
| - Per Local Channel | | | | | |
| - Two-Wire | | T6E2X | \$40.00 | \$294.50 | \$114.54 |
| - Four-Wire | | T6E4X | \$55.00 | \$299.66 | \$118.35 |
| (B) Interoffice Channel | | | | | |
| <u>Mileage Bands</u> | | <u>USOC</u> | <u>Monthly Rates</u> | | <u>Nonrecurring Charges</u> |
| | | | <u>Fixed</u> | <u>Per Mile</u> | |
| 0 | | 1L5XX | None | None | None |
| Over 0 to 4 | | 1L5XX | \$ 0 | \$4.71 | \$83.02 |
| Over 4 to 8 | | 1L5XX | \$ 2.48 | \$4.71 | \$83.02 |
| Over 8 to 25 | | 1L5XX | \$ 4.95 | \$4.71 | \$83.02 |
| Over 25 to 50 | | 1L5XX | \$ 7.44 | \$4.71 | \$83.02 |
| Over 50 | | 1L5XX | \$ 9.92 | \$4.71 | \$83.02 |
| (C) Optional Features and Functions | | | | | |
| | | <u>USOC</u> | <u>Monthly Rates</u> | <u>Nonrecurring Charges</u> | |
| (1) Telegraph Bridging | | | | | |
| - Per port | | | | | |
| - Two-Wire | | BCNT2 | \$1.40 | \$12.12 | |
| - Four-Wire | | BCNT4 | \$1.40 | \$12.12 | |

BELLSOUTH TELECOMMUNICATIONS, INC.
 BY: Operations Manager - Pricing
 29G57, 675 W. Peachtree St., N.E.
 Atlanta, Georgia 30375
 ISSUED: JANUARY 22, 2001

TARIFF F.C.C. NO. 1
 ORIGINAL PAGE 23-40

EFFECTIVE: JANUARY 23, 2001

ACCESS SERVICE

(N)

23 - Metropolitan Statistical Area Access Services (Cont'd)

(N)

23.5 Rates and Charges (Cont'd)

(N)

23.5.2 BellSouth SPA Service (Cont'd)

(N)

23.5.2.2 Telegraph Grade (a.k.a. BellSouth SPA Telegraph) Service (Cont'd)

(N)

ALL STATES

(N)

| | <u>USOC</u> | <u>Monthly Rates</u> | <u>Nonrecurring Charges</u> | (N) |
|--------------------------------|-------------|--------------------------|---------------------------------|-----|
| | | | | (N) |
| (D) Manual Update NCI Code | | | | (N) |
| - Per circuit rolled | | | | (N) |
| over from 1.544 Mbps | | | | (N) |
| to 44.736 Mbps High | | | | (N) |
| Capacity (a.k.a. | | | | (N) |
| BellSouth SPA High | | | | (N) |
| Capacity) Service | RDG | None | \$104.98 | (N) |
| (E) Mechanized NCI | | | | (N) |
| Code Update | | | | (N) |
| - Per circuit per tape | NRBU1 | None | \$51.96 | (N) |
| - Processing charge | | | | (N) |
| per tape file run | NRBU2 | None | \$861.46 | (N) |
| (F) Shared Network Arrangement | | | | (N) |
| - Coordination Charge | | | | (N) |
| Per Arrangement | NRBSN | None | \$69.21 | (N) |
| - Processing Charge | | | | (N) |
| Per Service Order | ORC | None | \$ 6.53 | (N) |

EFFECTIVE: JANUARY 23, 2001

ACCESS SERVICE

(N)

23 - Metropolitan Statistical Area Access Services (Cont'd)

(N)

23.5 Rates and Charges (Cont'd)

(N)

23.5.2 BellSouth SPA Service (Cont'd)

(N)

23.5.2.3 Voice Grade (a.k.a. BellSouth SPA DSO VG) Service

(N)

(A) Local Channel

(N)

- Per Local Channel

(N)

ALL STATES

(N)

Nonrecurring Charges

(N)

| First Service Installed | Additional Service Installed | Month to Month | Plan A ² (24-48 Mos.) Mo. Rates | Plan B ² (49-72 Mos.) Mo. Rates | USOC |
|-------------------------|------------------------------|----------------|--|--|------|
|-------------------------|------------------------------|----------------|--|--|------|

(N)

(N)

(N)

(N)

Voice Grade (a.k.a. BellSouth SPA DSO VG)

(N)

- Two-Wire \$365.00 \$119.49 \$36.00

(N)

- Four-Wire \$270.00 \$125.19 \$52.00

(N)

\$29.00

\$44.00

\$27.50

\$40.00

T6E2X

T6E4X

(B) Interoffice Channel

(N)

Nonrecurring Charges

Month to Month

Plan A²
(24-48 Mos.)
Mo. Rates

Plan B²
(49-72 Mos.)
Mo. Rates

USOC

(N)

(N)

(N)

(N)

Voice Grade (a.k.a. BellSouth SPA DSO VG)

(N)

- Fixed \$110.00

(N)

- Per Mile N/A

(N)

\$27.00

\$ 2.00

\$22.00

\$ 1.45

\$19.00

\$ 1.10

1L5XX

1L5XX

(C) Optional Features and Functions

(N)

Nonrecurring Charges

Monthly Rates

USOC

(N)

(N)

(N)

(N)

(N)

(N)

(N)

(N)

(1) Bridging
 Two-Wire/Four-Wire
 -Per Port
 -Two-Wire
 -Four-Wire

\$52.00

\$52.00

\$ 8.00

\$10.00

BCNV2

BCNV4

Note 1: Rates and charges for the Voice Grade (a.k.a. BellSouth SPA DSOVG)
 Rate Stability Plan appear in 7.7.1 following.

(N)

(N)

Note 2: Channel Services Payment Plan and Area Commitment Plan rates.

(N)

EFFECTIVE: JANUARY 23, 2001

ACCESS SERVICE

23 - Metropolitan Statistical Area Access Services (Cont'd)

23.5 Rates and Charges (Cont'd)

23.5.2 BellSouth SPA Service (Cont'd)

23.5.2.3 Voice Grade (a.k.a. BellSouth SPA DS0 VG) Service (Cont'd)

ALL STATES (Cont'd)

| (C) Optional Features and Functions (Cont'd) | | <u>USOC</u> | <u>Monthly Rates</u> | <u>Nonrecurring Charges</u> | |
|--|--|-------------|----------------------|----------------------------------|----------|
| (1) Bridging (Cont'd) | | | | | |
| (a) <u>Data Bridging</u> | | | | | |
| Two-Wire/Four-Wire | | | | | |
| - Per Port | | | | | |
| - Two-Wire | | BCND2 | \$15.00 | \$52.00 | |
| - Four-Wire | | BCND4 | \$13.00 | \$52.00 | |
| (b) <u>Telephoto Bridging</u> | | | | | |
| Two-Wire/Four-Wire | | | | | |
| - Per Port | | | | | |
| - Two-Wire | | BCNF2 | \$ 8.00 | \$52.00 | |
| - Four-Wire | | BCNF4 | \$10.00 | \$52.00 | |
| | | <u>USOC</u> | <u>Monthly Rates</u> | <u>Nonrecurring Charges</u> | |
| | | | | <u>Initial</u> <u>Subsequent</u> | |
| (2) Conditioning | | | | | |
| - Per Local Channel | | | | | |
| C - Type | | X1CPT | \$3.00 | \$17.41 | \$110.00 |
| Improved Attenuation | | | | | |
| Distortion | | UHW | \$0.00 | \$ 0.00 | \$186.55 |
| Improved Envelope | | | | | |
| Delay Distortion | | | | | |
| With Improved | | | | | |
| Attenuation | | | | | |
| Distortion | | UHY | \$16.00 | \$69.05 | \$186.55 |
| Sealing Current | | 1HBPT | \$.95 | None | None |

EFFECTIVE: JANUARY 23, 2001

ACCESS SERVICE

23 - Metropolitan Statistical Area Access Services (Cont'd)

23.5 Rates and Charges (Cont'd)

23.5.2 BellSouth SPA Service (Cont'd)

23.5.2.3 Voice Grade (a.k.a. BellSouth SPA DSO VG) Service (Cont'd)

ALL STATES (Cont'd)

| (C) Optional Features and Functions (Cont'd) | USOC | Monthly Rates | Nonrecurring Charges | |
|---|-----------|------------------|----------------------|------------|
| | | | Initial | Subsequent |
| (3) Echo Control for Effective Two-Wire Service Per Local Channel | | | | |
| - Improved Return Loss At the Two-Wire Point of Termination | 1RL2W | \$ 8.00 | \$49.88 | \$369.30 |
| - ELEPL2 At the Four-Wire Point of Termination | UHZ | \$20.00 | \$32.19 | \$120.00 |
| (4) Customer Specified Receive Level | | | | |
| - Per Local Channel | RLS | \$12.35 | \$ 0.00 | \$110.00 |
| (5) D-Conditioning | | | | |
| - Per Local Channel | XDCPT | \$ 1.90 | \$ 5.40 | \$357.66 |
| (6) Telephoto Conditioning | | | | |
| - Per Local Channel | XTCPT | \$ 4.00 | \$ 4.43 | \$332.56 |
| (7) Signaling Capability | | | | |
| - Per Local Channel | | | | |
| - Loop | XSS++* | \$ 6.00 | \$ 5.43 | \$318.41 |
| - Single Frequency | XSSSF | \$ 7.00 | \$15.00 | \$318.58 |
| - E&M | XSS+++ | \$15.00 | \$15.00 | \$329.97 |
| - Ground | XSS+**** | \$ 6.00 | \$ 5.40 | \$306.32 |
| - Other | XSS+***** | \$12.00 | \$ 5.39 | \$316.94 |

* In lieu of ++ substitute LO or LS as appropriate.

** In lieu of ++ substitute EA, EB, EC or CT as appropriate.

*** In lieu of ++ substitute GO or GS as appropriate.

**** In lieu of ++ substitute LA, LB, LC, LR, RV, DX, DY, EX, AB or AC as appropriate.

EFFECTIVE: JANUARY 23, 2001

ACCESS SERVICE

(N)

23 - Metropolitan Statistical Area Access Services (Cont'd)

(N)

23.5 Rates and Charges (Cont'd)

(N)

23.5.2 BellSouth SPA Service (Cont'd)

(N)

23.5.2.3 Voice Grade (a.k.a. BellSouth SPA DSO VG) Service (Cont'd)

(N)

ALL STATES (Cont'd)

(N)

| (C) Optional Features and Functions (Cont'd) | <u>USOC</u> | <u>Monthly Rates</u> | <u>Nonrecurring Charges</u> | | |
|---|-------------|--------------------------|-----------------------------|---------------------------------|-----|
| | | | <u>Initial</u> | <u>Subsequent</u> | |
| (8) Improved Termination - Per Local Channel | UGD | \$6.00 | \$4.50 | \$319.11 | (N) |
| (9) Simplex Reversal - Per Local Channel | UGJ | None | None | None | (N) |
| | | <u>USOC</u> | <u>Monthly Rates</u> | <u>Nonrecurring Charges</u> | (N) |
| (D) Manual Update NCI Code | | | | | (N) |
| - Per circuit rolled over from 1.544 Mbps to 44.736 Mbps High Capacity Service | | RDG | None | \$104.98 | (N) |
| (E) Public Packet Switching Network (PPSN) Interface Arrangemen | | | | | (N) |
| (1) Basic Protocol Interface Arrangements | | | | | (N) |
| - Per X.75 arrangement, 9.6 Kbps | UMEV7 | \$124.00 | \$260.00 | | (N) |
| - Per X.25 arrangement, 9.6 Kbps | UMEV2 | \$ 84.00 | \$260.00 | | (N) |

*An Interface Arrangement consists of a Port and Central Office Data Set.

(N)

BELLSOUTH TELECOMMUNICATIONS, INC.
BY: Operations Manager - Pricing
29657, 675 W. Peachtree St., N.E.
Atlanta, Georgia 30375
ISSUED: JANUARY 22, 2001

TARIFF F.C.C. NO. 1
ORIGINAL PAGE 23-45

EFFECTIVE: JANUARY 23, 2001

ACCESS SERVICE

(N)

23 - Metropolitan Statistical Area Access Services (Cont'd)

(N)

23.5 Rates and Charges (Cont'd)

(N)

23.5.2 BellSouth SPA Service (Cont'd)

(N)

23.5.2.3 Voice Grade (a.k.a. BellSouth SPA DSO VG) Service (Cont'd)

(N)

ALL STATES (Cont'd)

(N)

| | <u>USOC</u> | <u>Monthly Rates</u> | <u>Nonrecurring Charges</u> | (N) |
|-------------------------------------|-------------|--------------------------|---------------------------------|-----|
| | | | | (N) |
| (F) Mechanized NCI Code Update | | | | (N) |
| - Per circuit per tape | NRBU1 | None | \$ 51.96 | (N) |
| - Processing charge | | | | (N) |
| per tape file run | NRBU2 | None | \$861.46 | (N) |
| (G) Public Packet Switching Network | | | | (N) |
| (PPSN) Transport Charges | | | | (N) |
| (1) Transport Charges | | | | (N) |
| - Per X.75 arrangement, 9.6 Kbps | PPV79 | \$135.00 | None | (N) |
| - Per X.25 arrangement, 9.6 Kbps | PPV29 | \$120.00 | None | (N) |

BELLSOUTH TELECOMMUNICATIONS, INC.
BY: Operations Manager - Pricing
29G57, 675 W. Peachtree St., N.E.
Atlanta, Georgia 30375
ISSUED: JANUARY 22, 2001

TARIFF F.C.C. NO. 1
ORIGINAL PAGE 23-46

EFFECTIVE: JANUARY 23, 2001

ACCESS SERVICE

(N)

23 - Metropolitan Statistical Area Access Services (Cont'd)

(N)

23.5 Rates and Charges (Cont'd)

(N)

23.5.2 BellSouth SPA Service (Cont'd)

(N)

23.5.2.3 Voice Grade (a.k.a. BellSouth SPA DSO VG) Service (Cont'd)

(N)

ALL STATES (Cont'd)

(N)

| | <u>USOC</u> | <u>Monthly Rates</u> | <u>Nonrecurring Charges</u> | (N) |
|---------------------------------|-------------|--------------------------|---------------------------------|-----|
| (H) PPSN Network Feature Change | | | | (N) |
| - Per Feature Change | SG9SX | NA | \$ 85.00 | (N) |
| (I) Shared Network Arrangement | | | | (N) |
| - Coordination Charge | | | | (N) |
| Per Arrangement | NRBSN | None | \$ 69.21 | (N) |
| - Processing Charge | | | | (N) |
| Per Service Order | ORC | None | \$ 6.53 | (N) |

EFFECTIVE: JANUARY 23, 2001

ACCESS SERVICE

23 - Metropolitan Statistical Area Access Services (Cont'd)

23.5 Rates and Charges (Cont'd)

23.5.2 BellSouth SPA Service (Cont'd)

23.5.2.3 Voice Grade (a.k.a. BellSouth SPA DS0 VG) Service (Cont'd)

23.5.2.3.1 WATS Access Line (a.k.a. BellSouth SPA WATS Line) Service

ALL STATES

(A) Local Channel
 -Per Local Channel

Nonrecurring Charges

| First Service Installed | Additional Service Installed | Month to Month | Plan A ¹ (24-48 Mos.) Mo. Rates | Plan B ¹ (49-72 Mos.) Mo. Rates | USOC |
|-------------------------|------------------------------|----------------|--|--|------|
|-------------------------|------------------------------|----------------|--|--|------|

Voice Grade (a.k.a. BellSouth SPA DS0 VG)

| | | | | | | |
|------------|----------|----------|---------|---------|---------|------------------------|
| -Two-Wire | \$345.00 | \$121.22 | \$40.00 | \$29.00 | \$27.50 | X2L ² , X2W |
| -Four-Wire | \$375.00 | \$127.87 | \$55.75 | \$45.00 | \$42.50 | X4L ² , X4W |

(B) Interoffice Channel for WATS
 Access Line (a.k.a. BellSouth SPA WATS Line) Extension

| <u>Nonrecurring Charges</u> | <u>Month to Month</u> | <u>Plan A¹ (24-48 Mos.) Mo. Rates</u> | <u>Plan B¹ (49-72 Mos.) Mo. Rates</u> | <u>USOC</u> |
|-----------------------------|-----------------------|--|--|-------------|
|-----------------------------|-----------------------|--|--|-------------|

Voice Grade (a.k.a. BellSouth SPA DS0 VG)

| | | | | | |
|-----------|----------|---------|---------|---------|-------|
| -Fixed | \$ 89.00 | \$35.00 | \$29.00 | \$27.40 | 1LFFX |
| -Per Mile | N/A | \$ 2.00 | \$ 1.70 | \$ 1.60 | 11FFX |

(C) Optional Features and Functions

| <u>Nonrecurring Charges</u> | <u>Monthly Rate</u> | <u>USOC</u> |
|-----------------------------|---------------------|-------------|
| <u>Initial</u> | <u>Subsequent</u> | |

(1) Improved two-wire
 Voice Transmission
 specifications for
 two-wire WATS Access
 Line

| | | | |
|---------|---------|--------|-----|
| \$25.00 | \$95.77 | \$6.00 | X2T |
|---------|---------|--------|-----|

Note 1: Channel Services Payment Plan and Area Commitment Plan rates.

Note 2: For use with Direct Inward Dial (DDD) or DID/DOD Access service with BSA for use with WATS Access Lines (a.k.a. BellSouth SPA WATS Line) described in Section 6.3.3(A)(10) and provided in Section 6.8.2(D) of this tariff.

BELLSOUTH TELECOMMUNICATIONS, INC.
 BY: Operations Manager - Pricing
 29G57, 675 W. Peachtree St., N.E.
 Atlanta, Georgia 30375
 ISSUED: JANUARY 22, 2001

TARIFF F.C.C. NO. 1
 ORIGINAL PAGE 23-48

EFFECTIVE: JANUARY 23, 2001

ACCESS SERVICE

(N)

23 - Metropolitan Statistical Area Access Services (Cont'd)

(N)

23.5 Rates and Charges (Cont'd)

(N)

23.5.2 BellSouth SPA Service (Cont'd)

(N)

23.5.2.3 Voice Grade (a.k.a. BellSouth SPA DSO VG) Service (Cont'd)

(N)

23.5.2.3.1 WATS Access Line (a.k.a. BellSouth SPA WATS Line) Service

(N)

ALL STATES (Cont'd)

(N)

| | <u>USOC</u> | <u>Monthly Rates</u> | <u>Nonrecurring Charges</u> | (N) |
|--|-------------|--------------------------|---------------------------------|-----|
| (C) Optional Features and Functions (Cont'd) | | | | (N) |
| (2) WATS Access Line (a.k.a. BellSouth SPA WATS Line) Bridging | | | | (N) |
| Two-Wire/Four-Wire | | | | (N) |
| - Per Port | | | | (N) |
| - Two-Wire | BCNV2 | \$ 8.00 | \$52.00 | (N) |
| - Four-Wire | BCNV4 | \$10.00 | \$52.00 | (N) |

(D) Shared Network Arrangement

(N)

| | <u>USOC</u> | <u>Monthly Rates</u> | <u>Nonrecurring Charges</u> | (N) |
|-----------------------|-------------|--------------------------|---------------------------------|-----|
| - coordination charge | | | | (N) |
| per arrangement | NRBSN | None | \$69.21 | (N) |
| - processing charge | ORC | None | \$ 6.53 | (N) |
| per service order | | | | (N) |

EFFECTIVE: JANUARY 23, 2001

ACCESS SERVICE

23 - Metropolitan Statistical Area Access Services (Cont'd)

23.5 Rates and Charges (Cont'd)

23.5.2 BellSouth SPA Service (Cont'd)

23.5.2.4 Program Audio (a.k.a. BellSouth SPA Program Audio) Service

23.5.2.4.1 Monthly Rates and Charges

ALL STATES

| | <u>USOC</u> | <u>Monthly Rates</u> | <u>Nonrecurring Charges</u> | |
|---------------------|-------------|----------------------|--------------------------------|-------------------------------------|
| | | | <u>First Service Installed</u> | <u>Additional Service Installed</u> |
| (A) Local Channel | | | | |
| - Per Local Channel | | | | |
| - 200 to 3500 Hz | T6ECS | \$ 26.50 | \$345.89 | \$135.65 |
| - 100 to 5000 Hz | T6ECS | \$ 40.00 | \$380.73 | \$169.79 |
| - 50 to 8000 Hz | T6ECS | \$ 40.50 | \$406.23 | \$176.70 |
| - 50 TO 15000 Hz | T6ECS | \$ 87.00 | \$444.64 | \$206.87 |

| | <u>USOC</u> | <u>Monthly Rates</u> | | <u>Nonrecurring Charges</u> |
|-------------------------|-------------|----------------------|-----------------|-----------------------------|
| | | <u>Fixed</u> | <u>Per Mile</u> | |
| (B) Interoffice Channel | | | | |
| (1) 200 to 3500 Hz | | | | |
| <u>Mileage Bands</u> | | | | |
| 0 | 1L5XX | None | None | None |
| Over 0 to 4 | 1L5XX | \$18.00 | \$.90 | \$85.53 |
| Over 4 to 8 | 1L5XX | \$18.00 | \$.90 | \$85.53 |
| Over 8 to 25 | 1L5XX | \$18.00 | \$.90 | \$85.53 |
| Over 25 to 50 | 1L5XX | \$18.00 | \$.90 | \$85.53 |
| Over 50 | 1L5XX | \$18.00 | \$.90 | \$85.53 |
| (2) 100 to 5000 Hz | | | | |
| <u>Mileage Bands</u> | | | | |
| 0 | 1L5XX | None | None | None |
| Over 0 to 4 | 1L5XX | \$25.00 | \$1.00 | \$93.07 |
| Over 4 to 8 | 1L5XX | \$25.00 | \$1.00 | \$93.07 |
| Over 8 to 25 | 1L5XX | \$25.00 | \$1.00 | \$93.07 |
| Over 25 to 50 | 1L5XX | \$25.00 | \$1.00 | \$93.07 |
| Over 50 | 1L5XX | \$25.00 | \$1.00 | \$93.07 |

EFFECTIVE: JANUARY 23, 2001

ACCESS SERVICE

23 - Metropolitan Statistical Area Access Services (Cont'd)

23.5 Rates and Charges (Cont'd)

23.5.2 BellSouth SPA Service (Cont'd)

23.5.2.4 Program Audio (a.k.a. BellSouth SPA Program Audio) Service (Cont'd)

23.5.2.4.1 Monthly Rates and Charges (Cont'd)

(B) Interoffice Channel (Cont'd)

ALL STATES (Cont'd)

| | USOC | Monthly Rates | | Nonrecurring Charges |
|--|-------|---------------|-----------------------------|----------------------|
| | | Fixed | Per Mile | |
| (3) 50 to 8000 Hz <u>Mileage Bands</u> | | | | |
| 0 | 1L5XX | None | None | None |
| Over 0 to 4 | 1L5XX | \$ 36.00 | \$ 2.00 | \$ 98.97 |
| Over 4 to 8 | 1L5XX | \$ 36.00 | \$ 1.00 | \$ 98.97 |
| Over 8 to 25 | 1L5XX | \$ 36.00 | \$ 1.00 | \$ 98.97 |
| Over 25 to 50 | 1L5XX | \$ 36.00 | \$ 1.00 | \$ 98.97 |
| Over 50 | 1L5XX | \$ 36.00 | \$ 1.00 | \$ 98.97 |
| (4) 50 to 15000 Hz <u>Mileage Bands</u> | | | | |
| 0 | 1L5XX | None | None | None |
| Over 0 to 4 | 1L5XX | \$115.00 | \$ 1.00 | \$151.24 |
| Over 4 to 8 | 1L5XX | \$115.00 | \$ 1.00 | \$151.24 |
| Over 8 to 25 | 1L5XX | \$115.00 | \$ 1.00 | \$151.24 |
| Over 25 to 50 | 1L5XX | \$115.00 | \$ 1.00 | \$151.24 |
| Over 50 | 1L5XX | \$115.00 | \$ 1.00 | \$151.24 |
| (C) Optional Features and Functions | USOC | Monthly Rates | | Nonrecurring Charges |
| (1) Bridging (Distribution) Amplifier) | | | | |
| - Per port | BCNPT | \$ 3.00 | | \$14.58 |
| | | | <u>Nonrecurring Charges</u> | |
| | | | <u>Initial</u> | <u>Subsequent</u> |
| (2) Gain Conditioning | | | | |
| - Per service | XGC | None | \$25.15 | \$75.36 |
| (3) Stereo | | | | |
| - Per service | XSC | None | None | None |

EFFECTIVE: JANUARY 23, 2001

ACCESS SERVICE

(N)

23 - Metropolitan Statistical Area Access Services (Cont'd)

(N)

23.5 Rates and Charges (Cont'd)

(N)

23.5.2 BellSouth SPA Service (Cont'd)

(N)

23.5.2.4 Program Audio (a.k.a. BellSouth SPA Program Audio) Service (Cont'd)

(N)

23.5.2.4.1 Monthly Rates and Charges (Cont'd)

(N)

ALL STATES (Cont'd)

(N)

| | <u>USOC</u> | <u>Monthly Rates</u> | <u>Nonrecurring Charges</u> | (N) |
|---|-------------|----------------------|-----------------------------|-----|
| (D) Manual Update NCI Code | | | | (N) |
| - Per circuit rolled over from 1.544 Mbps to 44.736 Mbps High Capacity Service (a.k.a. BellSouth SPA High Capacity) | RDG | None | \$104.98 | (N) |
| (E) Mechanized NCI Code Update | | | | (N) |
| - Per circuit per tape | NRBU1 | None | \$51.96 | (N) |
| - Processing charge per tape file run | NRBU2 | None | \$861.46 | (N) |
| (F) Shared Network Arrangement | | | | (N) |
| - coordination charge per arrangement | NRBSN | None | \$ 69.21 | (N) |
| - processing charge per service order | ORC | None | \$ 6.53 | (N) |

EFFECTIVE: JANUARY 23, 2001

ACCESS SERVICE

23 - Metropolitan Statistical Area Access Services (Cont'd)

23.5 Rates and Charges (Cont'd)

23.5.2 BellSouth SPA Service (Cont'd)

23.5.2.4 Program Audio (a.k.a. BellSouth SPA Program Audio) Service (Cont'd)

23.5.2.4.2 Daily Rates and Charges

ALL STATES

Nonrecurring Charges

| | <u>USOC</u> | <u>Daily*</u> <u>Rates</u> | <u>First</u> <u>Service</u> <u>Installed</u> | <u>Additional</u> <u>Service</u> <u>Installed</u> |
|---------------------|-------------|-------------------------------|--|---|
| (A) Local Channel | | | | |
| - Per Local Channel | | | | |
| - 200 to 3500 Hz | T6ECS | \$3.91 | \$356.05 | \$139.83 |
| - 100 to 5000 Hz | T6ECS | \$4.77 | \$398.57 | \$174.12 |
| - 50 to 8000 Hz | T6ECS | \$5.07 | \$407.17 | \$180.96 |
| - 50 to 15000 Hz | T6ECS | \$9.50 | \$442.01 | \$211.42 |

| | <u>USOC</u> | <u>Daily Rates*</u> | | <u>Nonrecurring</u> <u>Charges</u> |
|-------------------------|-------------|---------------------|-----------------|---------------------------------------|
| (B) Interoffice Channel | | <u>Fixed</u> | <u>Per Mile</u> | |
| (1) 200 to 3500 Hz | | | | |
| <u>Mileage Bands</u> | | | | |
| 0 | 1L5XX | None | None | None |
| Over 0 to 4 | 1L5XX | \$.99 | \$.22 | \$85.93 |
| Over 4 to 8 | 1L5XX | \$1.25 | \$.22 | \$85.93 |
| Over 8 to 25 | 1L5XX | \$1.50 | \$.22 | \$85.93 |
| Over 25 to 50 | 1L5XX | \$1.75 | \$.22 | \$85.93 |
| Over 50 | 1L5XX | \$2.01 | \$.22 | \$85.93 |
| (2) 100 to 5000 Hz | | | | |
| <u>Mileage Bands</u> | | | | |
| 0 | 1L5XX | None | None | None |
| Over 0 to 4 | 1L5XX | \$1.30 | \$.36 | \$94.00 |
| Over 4 to 8 | 1L5XX | \$1.63 | \$.36 | \$94.00 |
| Over 8 to 25 | 1L5XX | \$1.96 | \$.36 | \$94.00 |
| Over 25 to 50 | 1L5XX | \$2.29 | \$.36 | \$94.00 |
| Over 50 | 1L5XX | \$2.62 | \$.36 | \$94.00 |

*Daily rates will be topped and maximum rate derived as set forth in 7.4.1.(B) preceding.

EFFECTIVE: JANUARY 23, 2001

ACCESS SERVICE

23 - Metropolitan Statistical Area Access Services (Cont'd)

23.5 Rates and Charges (Cont'd)

23.5.2 BellSouth SPA Service (Cont'd)

23.5.2.4 Program Audio (a.k.a. BellSouth SPA Program Audio) Service (Cont'd)

23.5.2.4.2 Daily Rates and Charges (Cont'd)

| <u>ALL STATES</u> (Cont'd) | | <u>Daily Rates*</u> | | <u>Nonrecurring Charges</u> |
|---------------------------------------|--------------|-------------------------------|--------|---------------------------------|
| <u>USOC</u> | <u>Fixed</u> | <u>Per Mile</u> | | |
| (B) Interoffice Channel (Cont'd) | | | | |
| (3) 50 to 8000 Hz | | | | |
| <u>Mileage Bands</u> | | | | |
| 0 | 1L5XX | None | None | None |
| Over 0 to 4 | 1L5XX | \$ 1.35 | \$.46 | \$ 99.77 |
| Over 4 to 8 | 1L5XX | \$ 1.67 | \$.46 | \$ 99.77 |
| Over 8 to 25 | 1L5XX | \$ 2.02 | \$.46 | \$ 99.77 |
| Over 25 to 50 | 1L5XX | \$ 2.33 | \$.46 | \$ 99.77 |
| Over 50 | 1L5XX | \$ 2.66 | \$.46 | \$ 99.77 |
| (4) 50 to 15000 Hz | | | | |
| <u>Mileage Bands</u> | | | | |
| 0 | 1L5XX | None | None | None |
| Over 0 to 4 | 1L5XX | \$ 4.25 | \$1.22 | \$155.03 |
| Over 4 to 8 | 1L5XX | \$ 5.54 | \$1.22 | \$155.03 |
| Over 8 to 25 | 1L5XX | \$ 6.85 | \$1.22 | \$155.03 |
| Over 25 to 50 | 1L5XX | \$ 8.12 | \$1.22 | \$155.03 |
| Over 50 | 1L5XX | \$ 9.42 | \$1.22 | \$155.03 |
| (C) Optional Features and Functions | | | | |
| | <u>USOC</u> | <u>Daily*</u> <u>Rates</u> | | <u>Nonrecurring Charges</u> |
| (1) Bridging (Distribution Amplifier) | | | | |
| - Per port | BCNPT | \$1.39 | | \$16.05 |

*Daily rates will be topped and maximum rates derived as set forth in 7.4.1(B) preceding.

EFFECTIVE: JANUARY 23, 2001

ACCESS SERVICE

(N)

23 - Metropolitan Statistical Area Access Services (Cont'd)

(N)

23.5 Rates and Charges (Cont'd)

(N)

23.5.2 BellSouth SPA Service (Cont'd)

(N)

23.5.2.4 Program Audio (a.k.a. BellSouth SPA Program Audio) Service (Cont'd)

(N)

23.5.2.4.2 Daily Rates and Charges (Cont'd)

(N)

ALL STATES (Cont'd)

(N)

| | | | | |
|---|------|-------------------------------|---|--|
| (C) Optional Features and Functions (Cont'd) | USOC | <u>Daily*</u> <u>Rates</u> | <u>Nonrecurring Charges</u> <u>Initial</u> <u>Subsequent</u> | |
|---|------|-------------------------------|---|--|

(N)

(N)

| | | | | |
|--|-----|------|---------|---------|
| (2) Gain Conditioning - Per service | XGC | None | \$25.15 | \$75.36 |
|--|-----|------|---------|---------|

(N)

(N)

| | | | | |
|-----------------------------|-----|------|------|------|
| (3) Stereo - Per service | XSC | None | None | None |
|-----------------------------|-----|------|------|------|

(N)

(N)

| | | | | |
|--|-------------|--------------------------------|---------------------------------------|--|
| | <u>USOC</u> | <u>Monthly</u> <u>Rates</u> | <u>Nonrecurring</u> <u>Charges</u> | |
|--|-------------|--------------------------------|---------------------------------------|--|

(N)

(N)

(D) Shared Network
Arrangement

(N)

(N)

| | | | | |
|--|-------|------|--|----------|
| - coordination charge per arrangement | NRBSN | None | | \$ 69.21 |
|--|-------|------|--|----------|

(N)

(N)

| | | | | |
|--|-----|------|--|---------|
| - processing charge per service order | ORC | None | | \$ 6.53 |
|--|-----|------|--|---------|

(N)

(N)

*Daily rates will be topped and maximum rates derived as set forth in
 7.4.1(B) preceding.

(N)

(N)

BELLSOUTH TELECOMMUNICATIONS, INC.
 BY: Operations Manager - Pricing
 29657, 675 W. Peachtree St., N.E.
 Atlanta, Georgia 30375
 ISSUED: DECEMBER 14, 2001

TARIFF F.C.C. NO. 1
 1ST REVISED PAGE 23-55
 CANCELS ORIGINAL PAGE 23-55
 EFFECTIVE: DECEMBER 29, 2001

ACCESS SERVICE

23 - Metropolitan Statistical Area Access Services (Cont'd)

23.5 Rates and Charges (Cont'd)

23.5.2 BellSouth SPA Service (Cont'd)

23.5.2.5 Video (a.k.a. BellSouth SPA Video) Services

23.5.2.5.1 Broadcast Quality Video (a.k.a. BellSouth SPA Broadcast Quality Video) Service

23.5.2.5.1.1 Rates and Charges

ALL STATES

| | | <u>Recurring Charges</u> | | | | | |
|-------------------------|---------------------------------------|-------------------------------|--|--|--|-------------|-----|
| | <u>Nonrecurring Charges</u> | (D) | <u>Month to Month</u> | <u>USOC</u> | | | |
| (A) Local Channel, each | | | | | | | |
| (1) NTSC Transmit | \$298.00 | (D) | \$309.00 | TME1T | | | |
| (2) NTSC Receive | \$298.00 | (D) | \$309.00 | TME1R | | | |
| | | <u>Recurring Charges</u> | | | | | |
| | <u>Non- Recurring Charges</u> | <u>Month to Month</u> | <u>Plan A 24-48 Months¹</u> | <u>Plan B 49-72 Months¹</u> | <u>Plan C 73-96 Months¹</u> | <u>USOC</u> | (C) |
| (3) SDI Transmit | \$350.00 | \$450.00 | \$360.00 | \$324.00 | \$306.00 | TMEST | |
| (4) SDI Receive | \$350.00 | \$450.00 | \$360.00 | \$324.00 | \$306.00 | TMESR | |

Note 1: Rates not available to customers subscribing on or after December 29, 2001. (D)
 (N)
 (N)

ACCESS SERVICE

23 - Metropolitan Statistical Area Access Services (Cont'd)

23.5 Rates and Charges (Cont'd)

23.5.2 BellSouth SPA Service (Cont'd)

23.5.2.5 Video (a.k.a. BellSouth SPA Video) Services

23.5.2.5.1 Broadcast Quality Video (a.k.a. BellSouth SPA Broadcast Quality Video) Service

23.5.2.5.1.1 Monthly Rates and Charges (Cont'd)

| | | <u>Recurring Charges</u> | |
|--|-----------------------------|--------------------------|-------------|
| | <u>Nonrecurring Charges</u> | <u>Month to Month</u> | <u>USOC</u> |
| (B) Interoffice Channel, each | | | |
| (1) NTSC 1-20 miles | | | |
| - Fixed | \$170.00 | \$185.00 | 1L5F1 |
| - Per airline mile or fraction thereof | NA | \$ 52.00 | 1L5A1 |
| (2) NTSC Over 20 miles | | | |
| - Fixed | \$265.00 | \$490.00 | 1L5F2 |
| - Per airline mile or fraction thereof | NA | \$ 78.50 | 1L5A2 |

| | | <u>Recurring Charges</u> | | | | |
|--|------------------------------|--------------------------|--|--|--|-------------|
| | <u>Non-recurring Charges</u> | <u>Month to Month</u> | <u>Plan A 24-48 Months¹</u> | <u>Plan B 49-72 Months¹</u> | <u>Plan C 73-96 Months¹</u> | <u>USOC</u> |
| (3) SDI 1-20 miles | | | | | | |
| -Fixed | \$175.00 | \$200.00 | \$180.00 | \$170.00 | \$153.00 | 1L5F3 |
| - Per airline mile or fraction thereof | NA | \$ 60.00(D) | \$54.00 | \$ 51.00 | \$ 46.00 | 1L5A3 |
| (4) SDI Over 20 miles | | | | | | |
| -Fixed | \$330.00 | \$200.00 | \$180.00 | \$170.00 | \$153.00 | 1L5F4 |
| - Per airline mile or fraction thereof | NA | \$ 70.00 | \$ 63.00 | \$ 60.00 | \$ 54.00 | 1L5A4 |

Note 1: Rates not available to customers subscribing on or after December 29, 2001.

BELLSOUTH TELECOMMUNICATIONS, INC.
 BY: Operations Manager - Pricing
 29G57, 675 W. Peachtree St., N.E.
 Atlanta, Georgia 30375
 ISSUED: DECEMBER 14, 2001

TARIFF F.C.C. NO. 1
 1ST REVISED PAGE 23-57
 CANCELS ORIGINAL PAGE 23-57
 EFFECTIVE: DECEMBER 29, 2001

ACCESS SERVICE

23 - Metropolitan Statistical Area Access Services (Cont'd)

23.5 Rates and Charges (Cont'd)

23.5.2 BellSouth SPA Service (Cont'd)

23.5.2.5 Video (a.k.a. BellSouth SPA Video) Services (Cont'd)

23.5.2.5.2 Commercial Quality Video (a.k.a. BellSouth SPA Commercial Quality Video) Service

23.5.2.5.2.1 Rates and Charges

(A) Local Channel

| Local Channel | | Non-recurring Charges | Month to Month | Recurring Charges | | USOC | (C) |
|---------------|--|--------------------------|----------------------|-------------------------------------|-------------------------------------|-------|-----|
| | | | | A 24 – 48 Months ¹ | B 49 – 72 Months ¹ | | |
| (1) | Single Channel Video System | | | | | | |
| | -Transmit | \$298.00 | \$309.00 | \$278.00 | \$263.00 | FCJTX | |
| | -Receive | \$298.00 | \$309.00 | \$278.00 | \$263.00 | FCJSX | |
| (2) | Multiple Channel Video System (up to 8 Video Per System Channels) | | | | | | |
| | -Transmit | \$445.00 | \$655.00 | \$590.00 | \$570.00 | FCJCB | |
| | -Receive | \$445.00 | \$655.00 | \$590.00 | \$570.00 | FCJMB | |
| | Each Video Channel | | | | | | |
| | -Transmit | \$ 75.00 | \$ 95.00 | \$ 86.00 | \$ 81.00 | FCJTB | |
| | -Receive | \$ 75.00 | \$ 95.00 | \$ 86.00 | \$ 81.00 | FCJEB | |

Note 1: Rates not available to customers subscribing on or after December 29, 2001. (N)
 (N)

BELLSOUTH TELECOMMUNICATIONS, INC.
 BY: Operations Manager - Pricing
 29G57, 675 W. Peachtree St., N.E.
 Atlanta, Georgia 30375
 ISSUED: DECEMBER 14, 2001

TARIFF F.C.C. NO. 1
 1ST REVISED PAGE 23-58
 CANCELS ORIGINAL PAGE 23-58
 EFFECTIVE: DECEMBER 29, 2001

ACCESS SERVICE

23 - Metropolitan Statistical Area Access Services (Cont'd)

23.5 Rates and Charges (Cont'd)

23.5.2 BellSouth SPA Service (Cont'd)

23.5.2.5 Video (a.k.a. BellSouth SPA Video) Services (Cont'd)

23.5.2.5.2 Commercial Quality Video (a.k.a. BellSouth SPA Commercial Quality Video) Service

23.5.2.5.2.1 Rates and Charges

(B) Interoffice Channel

| | Non-recurring Charges | Month to Month | Recurring Charges | | USOC | (C) |
|--|--------------------------|----------------------|-----------------------------------|-----------------------------------|-------|-----|
| | | | A 24-48 Months ¹ | B 49-72 Months ¹ | | |
| (1) Single Channel Video System | | | | | | |
| 1 - 20 miles | | | | | | |
| Fixed | \$170.00 | \$185.00 | \$175.00 | \$165.00 | 1L5S1 | |
| Per airline mile or fraction thereof | NA | 52.00 | 48.00 | 45.00 | 1L5P1 | |
| Over 20 miles | | | | | | |
| Fixed | 500.00 | 775.00 | 720.00 | 680.00 | 1L5S2 | |
| Per airline mile or fraction thereof | NA | 40.00 | 37.00 | 35.00 | 1L5P2 | |
| (2) Multiple Channel Video System | | | | | | |
| 1 - 20 miles | | | | | | |
| Fixed | 170.00 | 185.00 | 175.00 | 165.00 | 1L5M1 | |
| Per airline mile or fraction thereof | NA | 52.00 | 48.00 | 45.00 | 1L5N1 | |
| Over 20 miles | | | | | | |
| Fixed | 265.00 | 185.00 | 175.00 | 165.00 | 1L5M2 | |
| Per airline mile or fraction thereof | NA | 60.00 | 55.00 | 52.00 | 1L5N2 | |

Note 1: Rates not available to customers subscribing on or after December 29, 2001. (N)
 (N)

BELLSOUTH TELECOMMUNICATIONS, INC.
 BY: Operations Manager - Pricing
 29G57, 675 W. Peachtree St., N.E.
 Atlanta, Georgia 30375
 ISSUED: FEBRUARY 10, 2003

TARIFF F.C.C. NO. 1
 1ST REVISED PAGE 23-59
 CANCELS ORIGINAL PAGE 23-59
 EFFECTIVE: FEBRUARY 25, 2003

ACCESS SERVICE

23 - Metropolitan Statistical Area Access Services (Cont'd)

23.5 Rates and Charges (Cont'd)

23.5.2 BellSouth SPA Service (Cont'd)

23.5.2.5 Video (a.k.a. BellSouth SPA Video) Services (Cont'd)

23.5.2.5.3 Uncompressed Switched Video (a.k.a. BellSouth SPA Uncompressed Switched Video) Service

23.5.2.5.3.1 Rates and Charges

| | | <u>Nonrecurring Charge</u> | <u>Recurring Charge</u> | | <u>USOC</u> | (T) | | | |
|--|----------|--------------------------------|-------------------------------|---|-------------|-----|--|--|--|
| | | | <u>Month to Month</u> | <u>Plan A 36 Month per month Rate</u> | | | | | |
| | | | | | | | | | |
| A. Local Channel | | | | | | | | | |
| 1. Single Channel System | | | | | | | | | |
| a. Per Video Channel, each | | | | | | | | | |
| (1) | Transmit | \$225.00 | \$448.00 | \$358.00 | UVSLT | | | | |
| (2) | Receive | \$225.00 | \$438.00 | \$350.00 | UVSLR | | | | |
| 2. Multiple Channel System (up to 6 Video Channels per system) | | | | | | | | | |
| a. Per System, each | | | | | | | | | |
| (1) | Transmit | \$780.00 | \$850.00 (I) | \$773.00 | UVSL1 | | | | |
| (2) | Receive | \$780.00 | \$730.00 (I) | \$663.00 | UVSL2 | | | | |
| b. Per Video Channel, each | | | | | | | | | |
| (1) | Transmit | \$400.00 | \$140.00 (I) | \$128.00 | UVSL3 | | | | |
| (2) | Receive | \$400.00 | \$115.00 (I) | \$104.00 | UVSL4 | (T) | | | |

(D)
(D)

(D)
(D)
(D)
(D)

EFFECTIVE: JANUARY 23, 2001

ACCESS SERVICE

(N)

23 - Metropolitan Statistical Area Access Services (Cont'd)

(N)

23.5 Rates and Charges (Cont'd)

(N)

23.5.2 BellSouth SPA Service (Cont'd)

(N)

23.5.2.5 Video (a.k.a. BellSouth SPA Video) Services (Cont'd)

(N)

23.5.2.5.3 Uncompressed Switched Video (a.k.a. BellSouth SPA Uncompressed Switched Video) Service

(N)
(N)

23.5.2.5.3.1 Rates and Charges

(N)

| | <u>Nonrecurring Charge</u> | <u>Recurring Charge</u> | | <u>USOC</u> |
|---|----------------------------|-------------------------|---------------------------------------|-------------|
| | | <u>Month to Month</u> | <u>Plan A 36 Month per month Rate</u> | |
| A. Local Channel | | | | (N) |
| 3. Additional Two Audio Channels per Video Channel ¹ | \$245.00 | \$89.00 | \$85.00 | UVSL7 |
| 4. Optional Four 20 kHz Audio Channels Per Video Channel ² | 265.00 | 40.00 | 40.00 | UVSLA |

(N)
(N)
(N)
(N)

(N)

(N)
(N)
(N)

(N)
(N)
(N)

Note 1: Only one nonrecurring charge is applicable for 2 additional audio channels installed on the same video channel at the same time, on the same system.

(N)
(N)
(N)

Note 2: Only one nonrecurring charge is applicable for four 20 kHz audio channels installed on the same video channel at the same time, on the same system.

(N)
(N)
(N)

BELLSOUTH TELECOMMUNICATIONS, INC.
 BY: Operations Manager - Pricing
 29G57, 675 W. Peachtree St., N.E.
 Atlanta, Georgia 30375
 ISSUED: FEBRUARY 10, 2003

TARIFF F.C.C. NO. 1
 1ST REVISED PAGE 23-61
 CANCELS ORIGINAL PAGE 23-61
 EFFECTIVE: FEBRUARY 25, 2003

ACCESS SERVICE

23 - Metropolitan Statistical Area Access Services (Cont'd)

23.5 Rates and Charges (Cont'd)

23.5.2 BellSouth SPA Service (Cont'd)

23.5.2.5 Video (a.k.a. BellSouth SPA Video) Services (Cont'd)

23.5.2.5.3 Uncompressed Switched Video (a.k.a. BellSouth SPA Uncompressed Switched Video) Service (Cont'd)

23.5.2.5.3.1 Rates and Charges (Cont'd)

| | | <u>Recurring Charge</u> | | <u>USOC</u> | |
|--|----------------------------|-------------------------|---------------------------------------|-------------|-----|
| | <u>Nonrecurring Charge</u> | <u>Month to Month</u> | <u>Plan A 36 Month per month Rate</u> | | |
| B. Interoffice Channel | | | | | (T) |
| 1. Single Channel System, each | | | | | |
| a. Per airline mile or fraction thereof | \$140.00 | \$ 51.30 | \$ 40.37 | 1L5UA | (T) |
| b. Regenerator, each (Requires 1 per 20 miles after initial 20 miles) | \$ 65.00 | \$300.00 | \$240.00 | UVSXB | |
| 2. Multiple Channel System (up to 6 Video Channels per system) | | | | | |
| a. Per airline mile or fraction thereof | \$275.00 | \$ 42.50 (I) | \$ 40.37 | 1L5UC | (T) |
| b. Regenerator, each (Requires 1 per 20 miles after initial 20 miles.) | \$ 65.00 | \$550.00 (I) | \$525.00 | UVSXD | |
| 3. Multiple Channel System Interface (up to 6 video channels per system) | | | | | |
| a. Per system, each | | | | | |
| (1) Transmit | \$700.00 | \$705.00 (I) | \$640.00 | UVSXT | (T) |
| (2) Receive | \$700.00 | \$580.00 (I) | \$530.00 | UVSXR | (T) |

(D)
 (D)
 (D)
 (D)
 (D)
 (D)
 (D)

BELLSOUTH TELECOMMUNICATIONS, INC.
BY: Operations Manager - Pricing
29G57, 675 W. Peachtree St., N.E.
Atlanta, Georgia 30375
ISSUED: FEBRUARY 10, 2003

TARIFF F.C.C. NO. 1
1ST REVISED PAGE 23-62
CANCELS ORIGINAL PAGE 23-62
EFFECTIVE: FEBRUARY 25, 2003

ACCESS SERVICE

23 - Metropolitan Statistical Area Access Services (Cont'd)

23.5 Rates and Charges (Cont'd)

23.5.2 BellSouth SPA Service (Cont'd)

23.5.2.5 Video (a.k.a. BellSouth SPA Video) Services (Cont'd)

23.5.2.5.3 Uncompressed Switched Video (a.k.a. BellSouth SPA Uncompressed Switched Video) Service (Cont'd)

23.5.2.5.3.1 Rates and Charges (Cont'd)

| | <u>Nonrecurring Charge</u> | <u>USOC</u> | (T) |
|--|--------------------------------|-------------|-----|
| C. Move Charges | | | |
| 1. Local Channel | | | |
| a. Single Channel System Per Video Channel, Transmit or Receive | \$325.00 | UVSM1 | |
| b. Multiple Channel System Per System, Transmit or Receive | \$370.00 | UVSM2 | |
| 2. Interoffice Channel | | | |
| a. Single Channel System, each | \$275.00 | UVSM3 | |
| b. Multiple Channel System, each | \$275.00 | UVSM4 | |
| c. Multiple Channel System Interface (Transmit or Receive) Per System | \$700.00 | UVSM5 | |

BELLSOUTH TELECOMMUNICATIONS, INC.
 BY: Operations Manager - Pricing
 29G57, 675 W. Peachtree St., N.E.
 Atlanta, Georgia 30375
 ISSUED: JANUARY 29, 2002

TARIFF F.C.C. NO. 1
 2ND REVISED PAGE 23-63
 CANCELS 1ST REVISED PAGE 23-63

EFFECTIVE: JANUARY 30, 2002

ACCESS SERVICE

23 - Metropolitan Statistical Area Access Services (Cont'd)

23.5 Rates and Charges (Cont'd)

23.5.2 BellSouth SPA Service (Cont'd)

23.5.2.5 Video (a.k.a. BellSouth SPA Video) Services (Cont'd)

23.5.2.5.4 70 MHz Transport Video (a.k.a. BellSouth SPA 70MHz Transport) Service

23.5.2.5.4.1 Rates and Charges

| | | Recurring Charges | | | | | |
|-----------------------------|--|---------------------|----------------|----------------------------------|----------------------------------|----------|-------|
| | | Nonrecurring Charge | Month To Month | Plan 1 12-36 Months ¹ | Plan 2 37-60 Months ¹ | USOC | |
| A. Local Channel, each | | | | | | | |
| (1) | Transmit | \$365.00 | \$350.00 | \$280.00 | \$245.00 | XD7LT | |
| (2) | Receive | \$365.00 | \$328.00 | \$262.00 | \$230.00 | XD7LR | |
| B. Interoffice Channel,Each | | | | | | | |
| (1) | Fixed | \$275.00 | \$ 22.00 | \$ 20.00 | \$ 16.00 | XD7XF | |
| (2) | Per Airline mile or fraction thereof | N/A | (D) | \$ 49.00 | \$ 39.00 | \$ 34.00 | XD7XA |
| (3) | Regenerator, each (Requires 1 per 10 airline miles after initial 10 airline miles) | \$ 65.00 | | \$290.00 | \$232.00 | \$205.00 | XD7XB |

Note 1: Rates not available to customers subscribing on or after December 29, 2001.

BELLSOUTH TELECOMMUNICATIONS, INC.
 BY: Operations Manager - Pricing
 29G57, 675 W. Peachtree St., N.E.
 Atlanta, Georgia 30375
 ISSUED: JANUARY 29, 2002

TARIFF F.C.C. NO. 1
 2ND REVISED PAGE 23-64
 CANCELS 1ST REVISED PAGE 23-64

EFFECTIVE: JANUARY 30, 2002

ACCESS SERVICE

23 - Metropolitan Statistical Area Access Services (Cont'd)

23.5 Rates and Charges (Cont'd)

23.5.2 BellSouth SPA Service (Cont'd)

23.5.2.5 Video (a.k.a. BellSouth SPA Video) Services (Cont'd)

23.5.2.5.5 DS3 Digital Video (a.k.a. BellSouth SPA DS3 Digital Video) Service

23.5.2.5.5.1 Rates and Charges

| Rates and Charges | | Month to Month | Recurring Charges | | USOC |
|---|-----------|----------------------|--|--|-------|
| Non- Nonrecurring Charges | | | Plan 1 12-36 Months ¹ | Plan 2 37-60 Months ¹ | |
| A. Local Channel, each | | | | | |
| (1) TV1D-Transmit | \$370 | \$760 | \$646 | \$570 | DV3LT |
| (2) TV1D-Receive | \$370 | \$760 | \$646 | \$570 | DV3LR |
| (3) TVD-Transmit | \$370 | \$293 | \$249 | \$226 | DV3LS |
| (4) TVD-Receive | \$370 | \$293 | \$249 | \$226 | DV3LU |
| B. Interoffice Channel, each (One way) | | | | | |
| (1) Fixed | \$100 (D) | \$365 (D) | \$318 | \$287 | DV31T |
| (2) Per Airline Mile or | N/A | \$ 49 (D) | \$ 39 | \$ 34 | DV31R |
| C. Central Office Terminations, each | | | | | |
| (1) Transmit | \$100 (D) | \$242 (D) | \$209 | \$188 | DV3CT |
| (2) Receive | \$100 (D) | \$242 (D) | \$209 | \$188 | DV3CR |

Note 1: Rates not available to customers subscribing on or after December 29, 2001.

EFFECTIVE: JANUARY 23, 2001

ACCESS SERVICE

23 - Metropolitan Statistical Area Access Services (Cont'd)

23.5 Rates and Charges (Cont'd)

23.5.2 BellSouth SPA Service (Cont'd)

23.5.2.5 Video (a.k.a. BellSouth SPA Video) Services (Cont'd)

23.5.2.5.6 BellSouth SPA Modular Video Transport Service

23.5.2.5.6.1 Rates and Charges

| | Non- recurring Charges | Month to Month | Plan A 24-48 Months | Recurring Charges | | USOC | |
|--|------------------------------|----------------------|---------------------------|---------------------------|--------------------------|-------|--|
| | | | | Plan B 49-72 Months | Plan C 73-96 Month | | |
| A. Local Channel, each | | | | | | | |
| (1) Single Channel System, per channel | | | | | | | |
| (a) Transmit | \$276.00 | \$300.00 | \$270.00 | \$239.00 | \$217.00 | MVTST | |
| (b) Receive | \$276.00 | \$308.00 | \$276.00 | \$243.00 | \$222.00 | MVTSR | |
| (2) Multiple Channel System, per channel | | | | | | | |
| (a) Transmit | \$275.00 | \$1035.00 | \$900.00 | \$819.00 | \$744.00 | MVTCT | |
| (b) Receive | \$275.00 | \$1000.00 | \$870.00 | \$791.00 | \$719.00 | MVTCR | |
| (c) Drop/Add | \$275.00 | \$1610.00 | \$1399.00 | \$1272.00 | \$1157.00 | MVTCB | |
| (3) Single Channel Tributaries, per channel ¹ | | | | | | | |
| (a) Drop-Transmit | \$290.00 | \$188.00 | \$163.00 | \$149.00 | \$121.00 | MVTDT | |
| (b) Drop-Receive | \$290.00 | \$188.00 | \$163.00 | \$149.00 | \$121.00 | MVTDR | |
| (c) Add-Transmit | \$290.00 | \$188.00 | \$163.00 | \$149.00 | \$121.00 | MVTAT | |
| (d) Add-Receive | \$290.00 | \$188.00 | \$163.00 | \$149.00 | \$121.00 | MVTAR | |
| (4) Video Interfaces, per interface | | | | | | | |
| (a) NTSC10 Transmit | \$ 35.00 | \$165.00 | \$143.00 | \$130.00 | \$119.00 | MVT1T | |
| (b) NTSC10 Receive | \$ 35.00 | \$165.00 | \$143.00 | \$130.00 | \$119.00 | MVT1R | |
| (c) NTSC8 Transmit | \$ 35.00 | \$ 84.00 | \$ 73.00 | \$ 66.00 | \$ 60.00 | MVT4T | |
| (d) NTSC8 Receive | \$ 35.00 | \$ 84.00 | \$ 73.00 | \$ 66.00 | \$ 60.00 | MVT4R | |
| (e) Component 270 Transmit | \$ 45.00 | \$271.00 | \$236.00 | \$215.00 | \$192.00 | MVT2T | |
| (f) Component 270 Receive | \$ 45.00 | \$271.00 | \$236.00 | \$215.00 | \$192.00 | MVT2R | |
| (g) ATV Transmit | \$ 45.00 | \$131.00 | \$115.00 | \$104.00 | \$ 94.00 | MVT3T | |
| (h) ATV Receive | \$ 45.00 | \$131.00 | \$115.00 | \$104.00 | \$ 94.00 | MVT3R | |
| (i) IF Transmit | \$ 45.00 | \$109.00 | \$ 95.00 | \$ 82.00 | \$78.00 | MVT5T | |
| (j) IF Receive | \$ 45.00 | \$109.00 | \$ 95.00 | \$ 82.00 | \$78.00 | MVT5R | |

Note 1: Single Channel Tributaries may only be ordered in conjunction with Multiple Channel Systems.

EFFECTIVE: JANUARY 23, 2001

ACCESS SERVICE

23 - Metropolitan Statistical Area Access Services (Cont'd)

23.5 Rates and Charges (Cont'd)

23.5.2 BellSouth SPA Service

23.5.2.5 Video (a.k.a. BellSouth SPA Video) Services (Cont'd)

23.5.2.5.6 BellSouth SPA Modular Video Transport Service (Cont'd)

23.5.2.5.6.1 Rates and Charges (Cont'd)

| | Non- recurring <u>Charges</u> | Month to <u>Month</u> | Plan A 24-48 <u>Months</u> | Recurring <u>Charges</u> Plan B 49-72 <u>Months</u> | Plan C 73-96 <u>Months</u> | <u>USOC</u> |
|---|-------------------------------------|-----------------------------|----------------------------------|---|----------------------------------|-------------|
| (B) Interoffice Channel | | | | | | |
| (1) Single Channel System | | | | | | |
| (a) Per airline mile or fraction thereof ¹ | \$115.00 | \$ 52.00 | \$45.00 | \$41.00 | \$37.00 | 1L5SC |
| (b) Regenerators (Requires 1 per 20 miles after initial 20 miles) | \$260.00 | \$296.00 | \$266.00 | \$243.00 | \$220.00 | MVTRS |
| (2) Multiple Channel System | | | | | | |
| (a) Per airline mile or fraction thereof ¹ | \$210.00 | \$ 52.00 | \$45.00 | \$41.00 | \$37.00 | 1L5VA |
| (b) Regenerators (Requires 1 per 20 miles after initial 20 miles) | \$260.00 | \$866.00 | \$753.00 | \$685.00 | \$622.00 | MVTRG |
| (C) Optional Features | | | | | | |
| (1) Network Status Monitoring | \$ 60.00 | \$568.00 | \$494.00 | \$449.00 | \$408.00 | MVTNM |
| (2) Audio/Video Jack Fields | \$250.00 | \$182.00 | \$159.00 | \$144.00 | \$131.00 | MVTJF |
| (3) Fiber Optic Splitter | \$415.00 | \$ 79.00 | \$ 62.00 | \$58.00 | \$ 56.00 | MVTSP |

Note 1: Only one nonrecurring charge is applicable per Interoffice Channel
 installed at the same location at the same time.

EFFECTIVE: JANUARY 23, 2001

ACCESS SERVICE

23 - Metropolitan Statistical Area Access Services (Cont'd)

23.5 Rates and Charges (Cont'd)

23.5.2 BellSouth SPA Service (Cont'd)

23.5.2.6 Wideband Analog (a.k.a. BellSouth SPA Wideband Analog) Service

ALL STATES

| (A) Local Channel | USOC | Monthly | Nonrecurring |
|-------------------------|-------|---------------|--------------|
| | | Rates | Charges |
| - Per Local Channel | | | |
| - 60 kHz - 108 kHz | TWT++ | ICB | ICB |
| - 312 kHz - 552 kHz | TWT++ | ICB | ICB |
| - 564 kHz - 3084 kHz | TWT++ | ICB | ICB |
| - 300 Hz - 18 kHz | TWT++ | ICB | ICB |
| - 29 kHz - 44 kHz | TWT++ | ICB | ICB |
| | | | |
| (B) Interoffice Channel | USOC | Monthly Rates | |
| | | Fixed | Per Mile |
| (1) 60 kHz - 108 kHz | | | |
| <u>Mileage Bands</u> | | | |
| 0 | 1L0++ | None | None |
| Over 0 to 4 | 1L0++ | ICB | ICB |
| Over 4 to 8 | 1L0++ | ICB | ICB |
| Over 8 to 25 | 1L0++ | ICB | ICB |
| Over 25 to 50 | 1L0++ | ICB | ICB |
| Over 50 | 1L0++ | ICB | ICB |
| (2) 312 kHz - 552 kHz | | | |
| <u>Mileage Bands</u> | | | |
| 0 | 1L0++ | None | None |
| Over 0 to 4 | 1L0++ | ICB | ICB |
| Over 4 to 8 | 1L0++ | ICB | ICB |
| Over 8 to 25 | 1L0++ | ICB | ICB |
| Over 25 to 50 | 1L0++ | ICB | ICB |
| Over 50 | 1L0++ | ICB | ICB |
| (3) 564 kHz - 3084 kHz | | | |
| <u>Mileage Bands</u> | | | |
| 0 | 1L0++ | None | None |
| Over 0 to 4 | 1L0++ | ICB | ICB |
| Over 4 to 8 | 1L0++ | ICB | ICB |
| Over 8 to 25 | 1L0++ | ICB | ICB |
| Over 25 to 50 | 1L0++ | ICB | ICB |
| Over 50 | 1L0++ | ICB | ICB |

BELLSOUTH TELECOMMUNICATIONS, INC.
 BY: Operations Manager - Pricing
 29G57, 675 W. Peachtree St., N.E.
 Atlanta, Georgia 30375
 ISSUED: JANUARY 22, 2001

TARIFF F.C.C. NO. 1
 ORIGINAL PAGE 23-68

EFFECTIVE: JANUARY 23, 2001

ACCESS SERVICE

23 - Metropolitan Statistical Area Access Services (Cont'd)

23.5 Rates and Charges (Cont'd)

23.5.2 BellSouth SPA Service (Cont'd)

23.5.2.6 Wideband Analog (a.k.a. BellSouth SPA Wideband Analog) Service
 (Cont'd)

ALL STATES (Cont'd)

| (B) Interoffice Channel (Cont'd) | <u>USOC</u> | <u>Monthly Rates</u> | |
|----------------------------------|-------------|----------------------|-----------------|
| | | <u>Fixed</u> | <u>Per Mile</u> |
| (4) 300 Hz - 18 kHz | | | |
| <u>Mileage Bands</u> | | | |
| 0 | 1L0++ | None | None |
| Over 0 to 4 | 1L0++ | ICB | ICB |
| Over 4 to 8 | 1L0++ | ICB | ICB |
| Over 8 to 25 | 1L0++ | ICB | ICB |
| Over 25 to 50 | 1L0++ | ICB | ICB |
| Over 50 | 1L0++ | ICB | ICB |
| (5) 28 kHz - 44 kHz | | | |
| <u>Mileage Bands</u> | | | |
| 0 | 1L0++ | None | None |
| Over 0 to 4 | 1L0++ | ICB | ICB |
| Over 4 to 8 | 1L0++ | ICB | ICB |
| Over 8 to 25 | 1L0++ | ICB | ICB |
| Over 25 to 50 | 1L0++ | ICB | ICB |
| Over 50 | 1L0++ | ICB | ICB |

EFFECTIVE: JANUARY 23, 2001

ACCESS SERVICE

(N)

23 - Metropolitan Statistical Area Access Services (Cont'd)

(N)

23.5 Rates and Charges (Cont'd)

(N)

23.5.2 BellSouth SPA Service (Cont'd)

(N)

23.5.2.6 Wideband Analog (a.k.a. BellSouth SPA Wideband Analog) Service
 (Cont'd)

(N)

ALL STATES (Cont'd)

(N)

(C) Optional Features and
 Functions

USOC

Monthly
 Rates

Nonrecurring
 Charges

(N)

(N)

(1) Channelization

(N)

(a) Mastergroup to
 Supergroup

(N)

- Per arrangement

(N)

MQ9++

ICB

None

(N)

(b) Supergroup to Group

(N)

- Per arrangement

(N)

MQS++

ICB

None

(N)

(c) Group to Voice

(N)

- Per arrangement

(N)

MQV++

ICB

None

(d) Group to DS1¹

(N)

- Per arrangement

(N)

MQG++

ICB

None

Note 1: Requires two 60-108 kHz Local Channels and Interoffice Channel, one
 1.544 Mbps Interoffice Channel and either a 1.544 Mbps Local Channel
 or a DS1 Basic Channelization System and Central Office Channel
 Interface(s), depending on whether the service terminates at a
 customer's premises or was purchased as a facility to a Telephone
 Company Hub for channelization to Voice Grade (a.k.a. BellSouth SPA
 DS0 VG).

(N)

(N)

(N)

(N)

(N)

(N)

EFFECTIVE: JANUARY 23, 2001

ACCESS SERVICE

(N)

23 - Metropolitan Statistical Area Access Services (Cont'd)

(N)

23.5 Rates and Charges (Cont'd)

(N)

23.5.2 BellSouth SPA Service (Cont'd)

(N)

23.5.2.7 Wideband Data (a.k.a. BellSouth SPA Wideband Analog) Service (Cont'd)

(N)

ALL STATES (Cont'd)

(N)

(A) Local Channel

- Per Local Channel

- 19.2 or 18.75 kbps

- 50.0 or 40.8 kbps

- 230.4 kbps

USOC

Monthly

Rates

Nonrecurring

Charges

TWT++

ICB

ICB

TWT++

ICB

ICB

TWT++

ICB

ICB

(N)

(N)

(N)

(N)

(N)

(B) Interoffice Channel

USOC

Monthly Rates

Fixed

Per Mile

(N)

(N)

(1) 19.2 or 18.75 kbps

Mileage Bands

0

1L0++

None

None

Over 0 to 4

1L0++

ICB

ICB

Over 4 to 8

1L0++

ICB

ICB

Over 8 to 25

1L0++

ICB

ICB

Over 25 to 50

1L0++

ICB

ICB

Over 50

1L0++

ICB

ICB

(N)

(N)

(N)

(N)

(N)

(N)

(N)

(N)

(2) 50.0 or 40.8 kbps

Mileage Bands

0

1L0++

None

None

Over 0 to 4

1L0++

ICB

ICB

Over 4 to 8

1L0++

ICB

ICB

Over 8 to 25

1L0++

ICB

ICB

Over 25 to 50

1L0++

ICB

ICB

Over 50

1L0++

ICB

ICB

(N)

(N)

(N)

(N)

(N)

(N)

(N)

(N)

EFFECTIVE: JANUARY 23, 2001

ACCESS SERVICE

23 - Metropolitan Statistical Area Access Services (Cont'd)

23.5 Rates and Charges (Cont'd)

23.5.2 BellSouth SPA Service (Cont'd)

23.5.2.7 Wideband Data (a.k.a. BellSouth SPA Wideband Analog) Service (Cont'd)

ALL STATES (Cont'd)

| (B) Interoffice Channel (Cont'd) | <u>USOC</u> | <u>Monthly Rates</u> | |
|--|-------------|--------------------------|---------------------------------|
| | | <u>Fixed</u> | <u>Per Mile</u> |
| (3) 230.4 kbps | | | |
| <u>Mileage Bands</u> | | | |
| 0 1LO++ | None | None | |
| Over 0 to 4 | 1LO++ | ICB | ICB |
| Over 4 to 8 | 1LO++ | ICB | ICB |
| Over 8 to 25 | 1LO++ | ICB | ICB |
| Over 25 to 50 | 1LO++ | ICB | ICB |
| Over 50 | 1LO++ | ICB | ICB |
| (C) Optional Features and Functions | <u>USOC</u> | <u>Monthly Rates</u> | <u>Nonrecurring Charges</u> |
| (1) Key Activated Transfer Arrangement | | | |
| -Per four port arrangement including control Local Channel* | UTK++ | ICB | ICB |
| (D) 303 Data Station | | | |
| - Per Local Channel where provided | TDQ++ | ICB | ICB |

* The key activated control channel is rated as a Metallic (a.k.a. BellSouth SPA Metallic) Local Channel (use USOC T6EME in lieu of T6ECS) and Interoffice Channel, if applicable (use USOC IL5MX in lieu of IL5XX)

EFFECTIVE: JANUARY 23, 2001

ACCESS SERVICE

(N)

23 - Metropolitan Statistical Area Access Services (Cont'd)

(N)

23.5 Rates and Charges (Cont'd)

(N)

23.5.2 BellSouth SPA Service (Cont'd)

(N)

23.5.2.8 Digital Data Access (a.k.a. BellSouth SPA DS0 Digital Data) Service

(N)

ALL STATES

(N)

(A) Local Channel

(N)

-Per Local
 Channel

(N)

(N)

(N)

Nonrecurring Charges

(N)

| First Service Installed | Additional Service Installed | Month to Month | Plan A ³ (24-48 Mos.) Mo. Rates | Plan B ³ (49-72 Mos.) Mo. Rates | USOC |
|-------------------------|------------------------------|----------------|--|--|------|
|-------------------------|------------------------------|----------------|--|--|------|

(N)

(N)

(N)

(N)

(1) Lowspeed
 DDAS¹

| | | | | | |
|----------|----------|---------|---------|----------|-------|
| \$450.00 | \$300.00 | \$65.00 | \$56.00 | \$ 54.00 | T6ECS |
|----------|----------|---------|---------|----------|-------|

(N)

(N)

(2) Highspeed
 DDAS²

| | | | | | |
|----------|----------|----------|---------|----------|-------|
| \$520.00 | \$350.00 | \$102.00 | \$85.00 | \$ 80.00 | T6ECS |
|----------|----------|----------|---------|----------|-------|

(N)

(N)

(B) Interoffice Channel

(N)

| Nonrecurring Charges | Month to Month | Plan A ³ (24-48 Mos.) Mo. Rates | Plan B ³ (49-72 Mos.) Mo. Rates | USOC |
|----------------------|----------------|--|--|------|
|----------------------|----------------|--|--|------|

(N)

(N)

(N)

(1) Lowspeed
 DDAS¹

(N)

(N)

-Fixed \$ 60.00
 -Per Mile N/A

| | | | |
|----------|----------|----------|-------|
| \$ 20.00 | \$ 17.00 | \$ 16.00 | 1L5XX |
| 1.90 | \$ 1.50 | \$ 1.00 | 1L5XX |

(N)

(N)

(N)

Note 1: Lowspeed DDAS (a.k.a. BellSouth SPA DS0 Digital Data) is available at digital transmission speeds of 2.4, 4.8, 9.6 or 19.2 kbps.

(N)

(N)

Note 2: Highspeed DDAS (a.k.a. BellSouth SPA DS0 Digital Data) is available at digital transmission speeds of 56.0 or 64.0 kbps.

(N)

(N)

Note 3: Channel Services Payment Plan and Area Commitment Plan rates.

(N)

BELLSOUTH TELECOMMUNICATIONS, INC.
 BY: Operations Manager - Pricing
 29657, 675 W. Peachtree St., N.E.
 Atlanta, Georgia 30375
 ISSUED: JANUARY 22, 2001

TARIFF F.C.C. NO. 1
 ORIGINAL PAGE 23-73

EFFECTIVE: JANUARY 23, 2001

ACCESS SERVICE

(N)

23 - Metropolitan Statistical Area Access Services (Cont'd)

(N)

23.5 Rates and Charges (Cont'd)

(N)

23.5.2 BellSouth SPA Service (Cont'd)

(N)

23.5.2.8 Digital Data Access (a.k.a. BellSouth SPA DS0 Digital Data) Service
 (Cont'd)

(N)

(N)

ALL STATES (Cont'd)

(N)

(B) Interoffice Channel (Cont'd)

(N)

| | <u>Nonrecurring Charges</u> | <u>Month to Month</u> | <u>Plan A² (24-48 Mos.) Mo. Rates</u> | <u>Plan B² (49-72 Mos.) Mo. Rates</u> | <u>USOC</u> | |
|---|---------------------------------|-------------------------------|--|--|-------------|-----|
| (2) Highspeed DDAS ¹ (a.k.a. BellSouth SPA DS0 Digital Data) | | | | | | (N) |
| -Fixed | \$60.00 | \$40.00 | \$25.00 | \$22.00 | 1L5XX | (N) |
| -Per Mile | N/A | \$ 4.00 | \$ 3.00 | \$ 2.00 | 1L5XX | (N) |

Note 1: Highspeed DDAS (a.k.a. BellSouth SPA DS0 Digital Data) is available at digital transmission speeds of 56.0 or 64.0 kbps. (N)

(N)

Note 2: Channel Services Payment Plan and Area Commitment Plan rates.

(N)

EFFECTIVE: JANUARY 23, 2001

ACCESS SERVICE

23 - Metropolitan Statistical Area Access Services (Cont'd)

23.5 Rates and Charges (Cont'd)

23.5.2 BellSouth SPA Service (Cont'd)

23.5.2.8 Digital Data Access (a.k.a. BellSouth SPA DS0 Digital Data) Service
 (Cont'd)

ALL STATES (Cont'd)

(C) Optional Features and
 Functions

| | <u>Nonrecurring Charges</u> | <u>Month to Month</u> | <u>Plan A² (24-48 Mos.) Mo. Rates</u> | <u>Plan B² (49-72 Mos.) Mo. Rates</u> | <u>USOC</u> |
|---|---------------------------------|-------------------------------|---|--|-------------|
| (1) Bridging ¹ - Per Port | \$15.00 | \$16.20 | \$13.00 | \$12.00 | BCNDA |
| (2) Loop Transfer Arrangement (Key Activated ³ or Dial-up ⁴) - Per Four Port Arrangement ⁵ | | | <u>Nonrecurring Charges</u> <u>Initial</u> <u>Subsequent</u> | <u>Monthly Rate</u> | <u>USOC</u> |
| | | | \$158.98 \$260.53 | \$ 46.48 | XTD |

Note 1: This feature is not available with the Highspeed DDAS (a.k.a. BellSouth SPA DS0 Digital Data) 64.0 Kbps option.

Note 2: Channel Service Payment Plan rates.

Note 3: The key activated control channel is rated as a Metallic (a.k.a. BellSouth SPA Metallic) Local Channel (use USOC T6EME in lieu of T6ECS) and Interoffice Channel, if applicable (use USOC 1L5MX in lieu of 1L5XX).

Note 4: The Dial-up option requires the customer to purchase the Controller Arrangement (USOC XTDDU) from 13.3.8 following.

Note 5: An additional Local Channel charge will also apply whenever a spare channel is configured as a leg to the customers premises. Additional Interoffice Channel charges will also apply when the transfer arrangement is not located in the customer premises serving wire center.

EFFECTIVE: JANUARY 23, 2001

ACCESS SERVICE

23 - Metropolitan Statistical Area Access Services (Cont'd)

23.5 Rates and Charges (Cont'd)

23.5.2 BellSouth SPA Service (Cont'd)

23.5.2.8 Digital Data Access (a.k.a. BellSouth SPA DS0 Digital Data) Service
 (Cont'd)

ALL STATES (Cont'd)

(C) Optional Features and Functions (Cont'd)

| | <u>Nonrecurring Charges</u> | | <u>Month</u> | <u>Plan A¹</u> | <u>Plan B¹</u> | <u>USOC</u> |
|--|-----------------------------|-------------------|--------------|---------------------------|---------------------------|-------------|
| | <u>Initial</u> | <u>Subsequent</u> | <u>to</u> | <u>(24-48 Mos.)</u> | <u>(49-72 Mos.)</u> | |
| (3) Secondary Channel Capability ² - Per Local Channel | \$ 19.26 | \$140.00 | \$16.20 | \$13.00 | \$12.00 | SFS |

| | <u>Nonrecurring Charges</u> | | <u>USOC</u> |
|--|-----------------------------|-------------------|-------------|
| | <u>First</u> | <u>Additional</u> | |
| (4) Speed Change Charge - Per Local Channel | \$330.00 | \$165.00 | SCH |

| | <u>Nonrecurring Charges</u> | <u>Monthly Rates</u> | <u>USOC</u> |
|--|-----------------------------|----------------------|-------------|
| (D) Manual Update NCI Code - Per circuit rolled over from 1.544 Mbps to 44.736 Mbps High Capacity (a.k.a. Bell South SPA High Capacity) Service | \$104.98 | NONE | RDG |

Note 1: Channel Services Payment Plan rates.

Note 2: This feature is not available with the Highspeed DDAS (a.k.a. BellSouth SPA DS0 Digital Data) 64.0 Kbps option.

BELLSOUTH TELECOMMUNICATIONS, INC.
 BY: Operations Manager - Pricing
 29657, 675 W. Peachtree St., N.E.
 Atlanta, Georgia 30375
 ISSUED: JANUARY 22, 2001

TARIFF F.C.C. NO. 1
 ORIGINAL PAGE 23-76

EFFECTIVE: JANUARY 23, 2001

ACCESS SERVICE

(N)

23 - Metropolitan Statistical Area Access Services (Cont'd)

(N)

23.5 Rates and Charges (Cont'd)

(N)

23.5.2 BellSouth SPA Service (Cont'd)

(N)

23.5.2.8 Digital Data Access (a.k.a. BellSouth SPA DS0 Digital Data) Service
 (Cont'd)

(N)

(N)

ALL STATES (Cont'd)

(N)

| | <u>USOC</u> | <u>Monthly Rates</u> | <u>Nonrecurring Charges</u> | (N) |
|-----------------------------|-------------|--------------------------|---------------------------------|-----|
| (E) Public Packet Switching | | | | (N) |
| Network (PPSN) Interface | | | | (N) |
| Arrangement* | | | | (N) |

(1) Basic Protocol Interface Arrangements

(N)

| | | | | |
|----------------------------------|-------|----------|----------|-----|
| - Per X.75 arrangement, 9.6 Kbps | UME97 | \$103.00 | \$260.00 | (N) |
| - Per X.75 arrangement, 56 Kbps | UME57 | \$168.00 | \$260.00 | (N) |
| - Per X.25 arrangement, 9.6 Kbps | UME92 | \$ 63.00 | \$260.00 | (N) |
| - Per X.25 arrangement, 56 Kbps | UME52 | \$128.00 | \$260.00 | (N) |

*An Interface Arrangement consists of a Port and Central Office Data set.

(N)

BELLSOUTH TELECOMMUNICATIONS, INC.
 BY: Operations Manager - Pricing
 29G57, 675 W. Peachtree St., N.E.
 Atlanta, Georgia 30375
 ISSUED: JANUARY 22, 2001

TARIFF F.C.C. NO. 1
 ORIGINAL PAGE 23-77

EFFECTIVE: JANUARY 23, 2001

| | | | | |
|---|-------|--------------|----------------|-----|
| ACCESS SERVICE | | | | (N) |
| 23 - Metropolitan Statistical Area Access Services (Cont'd) | | | | (N) |
| 23.5 <u>Rates and Charges</u> (Cont'd) | | | | (N) |
| 23.5.2 <u>BellSouth SPA Service</u> (Cont'd) | | | | (N) |
| 23.5.2.8 <u>Digital Data Access (a.k.a. BellSouth SPA DS0 Digital Data) Service</u> (Cont'd) | | | | (N) |
| <u>ALL STATES</u> (Cont'd) | | | | (N) |
| (F) Mechanized NCI Code Update | USOC | Monthly | Nonrecurring | (N) |
| - Per circuit per tape | NRBU1 | <u>Rates</u> | <u>Charges</u> | (N) |
| | | None | \$ 51.96 | (N) |
| - Processing charge | | | | (N) |
| per tape file run | NRBU2 | None | \$861.46 | (N) |
| (G) Public Packet Switching Network | | | | (N) |
| (PPSN) Transport Charges | | | | (N) |
| | USOC | Monthly | Nonrecurring | (N) |
| (1) Transport Charges | | <u>Rates</u> | <u>Charges</u> | (N) |
| -Per X.75 arrangement, 9.6 Kbps | PD796 | \$135.00 | None | (N) |
| -Per X.75 arrangement, 56 Kbps | PD756 | \$225.00 | None | (N) |
| -Per X.25 arrangement, 9.6 Kbps | PD296 | \$120.00 | None | (N) |
| -Per X.25 arrangement, 56 Kbps | PD256 | \$200.00 | None | (N) |

BELLSOUTH TELECOMMUNICATIONS, INC.
BY: Operations Manager - Pricing
29G57, 675 W. Peachtree St., N.E.
Atlanta, Georgia 30375
ISSUED: JANUARY 22, 2001

TARIFF F.C.C. NO. 1
ORIGINAL PAGE 23-78

EFFECTIVE: JANUARY 23, 2001

ACCESS SERVICE

(N)

23 - Metropolitan Statistical Area Access Services (Cont'd)

(N)

23.5 Rates and Charges (Cont'd)

(N)

23.5.2 BellSouth SPA Service (Cont'd)

(N)

23.5.2.8 Digital Data Access (a.k.a. BellSouth SPA DS0 Digital Data) Service
(Cont'd)

(N)

(N)

ALL STATES (Cont'd)

(N)

| | <u>USOC</u> | <u>Monthly Rates</u> | <u>Nonrecurring Charges</u> | (N) |
|---------------------------------|-------------|--------------------------|---------------------------------|-----|
| (H) PPSN Network Feature Change | | | | (N) |
| - Per Feature Change | SG9SX | NA | \$ 85.00 | (N) |
| (I) Shared Network Arrangement | | | | (N) |
| - Coordination charge | | | | (N) |
| per arrangement | NRBSN | None | \$ 69.21 | (N) |
| - Processing charge | | | | (N) |
| per service order | ORC | None | \$ 6.53 | (N) |

BELLSOUTH TELECOMMUNICATIONS, INC.
BY: Operations Manager - Pricing
29657, 675 W. Peachtree St., N.E.
Atlanta, Georgia 30375
ISSUED: JANUARY 22, 2001

TARIFF F.C.C. NO. 1
ORIGINAL PAGE 23-79

EFFECTIVE: JANUARY 23, 2001

ACCESS SERVICE

(N)

23 - Metropolitan Statistical Area Access Services (Cont'd)

(N)

23.5 Rates and Charges (Cont'd)

(N)

23.5.2 BellSouth SPA Service (Cont'd)

(N)

23.5.2.8 Digital Data Access (a.k.a. BellSouth SPA DSO Digital Data Service)
(Cont'd)

(N)

(N)

| | Nonrecurring Charge | Month to Month | Plan A (24-48) Months | Plan B (49-72) Months | USOC | (N) |
|--|------------------------|----------------------|------------------------------|------------------------------|-------|-----|
| (J) Data over Voice per Local Channel | | | | | | (N) |
| | | | | | | (N) |
| - 9.6 kbps | \$590.24 | \$47.00 | \$39.00 | \$37.00 | DDVJE | (N) |

Note 1: This option may be used in lieu of a 9.6 Kbps Digital Data Local
Channel in 5.8 (A). All other Digital Data (a.k.a. BellSouth SPA
DSO DigitalData) charges apply as appropriate. SCC cannot be
provided when this option is used. Multipoint Service is available
with this option.

(N)

(N)

(N)

(N)

(N)

Note 2: Not available at all service locations.

(N)

BELLSOUTH TELECOMMUNICATIONS, INC.
 BY: Operations Manager - Pricing
 29G57, 675 W. Peachtree St., N.E.
 Atlanta, Georgia 30375
 ISSUED: OCTOBER 31, 2001

TARIFF F.C.C. NO. 1
 1ST REVISED PAGE 23-80
 CANCELS ORIGINAL PAGE 23-80
 EFFECTIVE: NOVEMBER 1, 2001

ACCESS SERVICE

23 - Metropolitan Statistical Area Access Services (Cont'd)

23.5 Rates and Charges (Cont'd)

23.5.2 BellSouth SPA Service (Cont'd)

23.5.2.9 High Capacity (a.k.a. BellSouth SPA High Capacity) Service

ALL STATES

Nonrecurring Charge

| | <u>First Service Installed</u> | <u>Additional Service Installed</u> | <u>USOC</u> |
|---|--|---|-------------|
| (A) Local Channel - Per Local Channel | | | |
| (1) DS1 Service (a.k.a. BellSouth SPA DS1) - 1.544 Mbps | \$660.00 | \$275.00 | TMECS |

Per Month Rates

| <u>Zone 1 States</u> | <u>Month to Month</u> | <u>Plan A¹ 24 to 48 Months</u> | <u>Plan B¹ 49 to 72 Months</u> | <u>USOC</u> |
|--------------------------|-------------------------------|---|---|-------------|
| Alabama | \$168.00 (I) | \$126.00 | \$123.00 | TMECS |
| Florida | \$168.00 (I) | \$126.00 | \$123.00 | TMECS |
| Georgia | \$168.00 (I) | \$126.00 | \$123.00 | TMECS |
| Kentucky | \$168.00 (I) | \$126.00 | \$123.00 | TMECS |
| Louisiana | \$168.00 (I) | \$126.00 | \$123.00 | TMECS |
| Mississippi | \$168.00 (I) | \$126.00 | \$123.00 | TMECS |
| North Carolina | \$168.00 (I) | \$126.00 | \$123.00 | TMECS |
| South Carolina | \$168.00 (I) | \$126.00 | \$123.00 | TMECS |
| Tennessee | \$168.00 (I) | \$126.00 | \$123.00 | TMECS |

Note 1: Channel Services Payment Plan and Area Commitment Plan Rates

BELLSOUTH TELECOMMUNICATIONS, INC.
 BY: Operations Manager - Pricing
 29G57, 675 W. Peachtree St., N.E.
 Atlanta, Georgia 30375
 ISSUED: OCTOBER 31, 2001

TARIFF F.C.C. NO. 1
 1ST REVISED PAGE 23-81
 CANCELS ORIGINAL PAGE 23-81
 EFFECTIVE: NOVEMBER 1, 2001

ACCESS SERVICE

23 - Metropolitan Statistical Area Access Services (Cont'd)

23.5 Rates and Charges (Cont'd)

23.5.2 BellSouth SPA Service (Cont'd)

23.5.2.9 High Capacity (a.k.a. BellSouth SPA High Capacity) Service (Cont'd)

A) Local Channel
 - Per Local Channel (Cont'd)

(1) DS1 Service (a.k.a. BellSouth SPA DS1)
 - 1.544 Mbps (Cont'd)

| <u>Per Month Rates</u> | | | | |
|------------------------|--------------|---------------------------|---------------------------|-------------|
| <u>Zone 2</u> | <u>Month</u> | <u>Plan A¹</u> | <u>Plan B¹</u> | |
| <u>States</u> | <u>to</u> | <u>24 to 48</u> | <u>49 to 72</u> | <u>USOC</u> |
| | <u>Month</u> | <u>Months</u> | <u>Months</u> | |
| Alabama | \$175.00 (I) | \$126.00 | \$123.00 | TMECS |
| Florida | \$175.00 (I) | \$126.00 | \$123.00 | TMECS |
| Georgia | \$175.00 (I) | \$126.00 | \$123.00 | TMECS |
| Kentucky | \$175.00 (I) | \$126.00 | \$123.00 | TMECS |
| Lousiana | \$175.00 (I) | \$126.00 | \$123.00 | TMECS |
| Mississippi | \$175.00 (I) | \$126.00 | \$123.00 | TMECS |
| North Carolina | \$175.00 (I) | \$126.00 | \$123.00 | TMECS |
| South Carolina | \$175.00 (I) | \$126.00 | \$123.00 | TMECS |
| Tennessee | \$175.00 (I) | \$126.00 | \$123.00 | TMECS |

| <u>Zone 3</u> | <u>Month</u> | <u>Plan A¹</u> | <u>Plan B¹</u> | |
|----------------|--------------|---------------------------|---------------------------|-------------|
| <u>States</u> | <u>to</u> | <u>24 to 48</u> | <u>49 to 72</u> | <u>USOC</u> |
| | <u>Month</u> | <u>Months</u> | <u>Months</u> | |
| Alabama | \$180.00 (I) | \$126.00 | \$123.00 | TMECS |
| Florida | \$180.00 (I) | \$126.00 | \$123.00 | TMECS |
| Georgia | \$180.00 (I) | \$126.00 | \$123.00 | TMECS |
| Kentucky | \$180.00 (I) | \$126.00 | \$123.00 | TMECS |
| Lousiana | \$180.00 (I) | \$126.00 | \$123.00 | TMECS |
| Mississippi | \$180.00 (I) | \$126.00 | \$123.00 | TMECS |
| North Carolina | \$180.00 (I) | \$126.00 | \$123.00 | TMECS |
| South Carolina | \$180.00 (I) | \$126.00 | \$123.00 | TMECS |
| Tennessee | \$180.00 (I) | \$126.00 | \$123.00 | TMECS |

Note 1: Channel Services Payment Plan and Area Commitment Plan Rates.

BELLSOUTH TELECOMMUNICATIONS, INC.
 BY: Operations Manager - Pricing
 29G57, 675 W. Peachtree St., N.E.
 Atlanta, Georgia 30375
 ISSUED: JANUARY 22, 2001

TARIFF F.C.C. NO. 1
 ORIGINAL PAGE 23-82

EFFECTIVE: JANUARY 23, 2001

ACCESS SERVICE

(N)

23 - Metropolitan Statistical Area Access Services (Cont'd)

(N)

23.5 Rates and Charges (Cont'd)

(N)

23.5.2 BellSouth SPA Service (Cont'd)

(N)

23.5.2.9 High Capacity (a.k.a. BellSouth SPA High Capacity) Service (Cont'd)

(N)

(A) Local Channel

(N)

- Per Local Channel (Cont'd)

(N)

ALL STATES

(N)

Nonrecurring Charge

(N)

First
Service
Installed

Additional
Service
Installed

Monthly
Rates

USOC

(N)

(N)

(N)

(N)

(N)

(2) DS1C and DS2
Services

- 3.152 Mbps
- 6.312 Mbps

ICB
ICB

ICB
ICB

ICB
ICB

TWT++
TWT++

(N)

(N)

BELLSOUTH TELECOMMUNICATIONS, INC.
BY: Operations Manager - Pricing
29657, 675 W. Peachtree St., N.E.
Atlanta, Georgia 30375
ISSUED: OCTOBER 31, 2001

TARIFF F.C.C. NO. 1
1ST REVISED PAGE 23-83
CANCELS ORIGINAL PAGE 23-83

EFFECTIVE: NOVEMBER 1, 2001

ACCESS SERVICE

23 – Metropolitan Statistical Area Access Services (Cont'd)

23.5 Rates and Charges (Cont'd)

23.5.2 BellSouth SPA Service (Cont'd)

23.5.2.9 High Capacity (a.k.a. BellSouth SPA High Capacity) Service (Cont'd)

(A) Local Channel (Per Local Channel) (Cont'd)

(3) LightGate service (a.k.a. BellSouth SPA Point to Point Network) Local Channel Systems (Includes first one-half air mile)

(a) LightGate 1 service (a.k.a. BellSouth SPA Point to Point Network DS3 Capacity) System

Per System

ALL STATES

Nonrecurring
Charge

USOC

\$300.00

HFSC6

Zone 1

Month
to
Month
Rates

USOC

States

| | |
|----------------|-----------|
| Alabama | \$2070.00 |
| Florida | \$2070.00 |
| Georgia | \$2070.00 |
| Kentucky | \$2070.00 |
| Louisiana | \$2070.00 |
| Mississippi | \$2070.00 |
| North Carolina | \$2070.00 |
| South Carolina | \$2070.00 |
| Tennessee | \$2070.00 |

HFSC6
HFSC6
HFSC6
HFSC6
HFSC6
HFSC6
HFSC6
HFSC6
HFSC6

(I)
(I)
(I)
(I)
(I)
(I)
(I)
(I)
(I)

Zone 2

Month
to
Month
Rates

USOC

States

| | |
|----------------|-----------|
| Alabama | \$2070.00 |
| Florida | \$2070.00 |
| Georgia | \$2070.00 |
| Kentucky | \$2070.00 |
| Louisiana | \$2070.00 |
| Mississippi | \$2070.00 |
| North Carolina | \$2070.00 |
| South Carolina | \$2070.00 |
| Tennessee | \$2070.00 |

HFSC6
HFSC6
HFSC6
HFSC6
HFSC6
HFSC6
HFSC6
HFSC6
HFSC6

(I)
(I)
(I)
(I)
(I)
(I)
(I)
(I)
(I)

BELLSOUTH TELECOMMUNICATIONS, INC.
BY: Operations Manager - Pricing
29G57, 675 W. Peachtree St., N.E.
Atlanta, Georgia 30375
ISSUED: OCTOBER 31, 2001

TARIFF F.C.C. NO. 1
1ST REVISED PAGE 23-84
CANCELS ORIGINAL PAGE 23-84

EFFECTIVE: NOVEMBER 1, 2001

ACCESS SERVICE

23 – Metropolitan Statistical Area Access Services (Cont'd)

23.5 Rates and Charges (Cont'd)

23.5.2 BellSouth SPA Service (Cont'd)

23.5.2.9 High Capacity (a.k.a. BellSouth SPA High Capacity) Service (Cont'd)

(A) Local Channel (Per Local Channel) (Cont'd)

(3) LightGate service (a.k.a. BellSouth SPA Point to Point Network) Local Channel Systems (Includes first one-half air mile) (Cont'd)

(a) LightGate 1 service (a.k.a. BellSouth SPA Point to Point Network DS3 Capacity) System (Cont'd)

Per System (Cont'd)

| Zone 3 | Month to Month Rates | USOC | |
|----------------|-------------------------------|-------|-----|
| <u>States</u> | | | |
| Alabama | \$2070.00 | HFSC6 | (I) |
| Florida | \$2070.00 | HFSC6 | (I) |
| Georgia | \$2070.00 | HFSC6 | (I) |
| Kentucky | \$2070.00 | HFSC6 | (I) |
| Louisiana | \$2070.00 | HFSC6 | (I) |
| Mississippi | \$2070.00 | HFSC6 | (I) |
| North Carolina | \$2070.00 | HFSC6 | (I) |
| South Carolina | \$2070.00 | HFSC6 | (I) |
| Tennessee | \$2070.00 | HFSC6 | (I) |

BELLSOUTH TELECOMMUNICATIONS, INC.
 BY: Operations Manager - Pricing
 29G57, 675 W. Peachtree St., N.E.
 Atlanta, Georgia 30375
 ISSUED: JANUARY 22, 2001

TARIFF F.C.C. NO. 1
 ORIGINAL PAGE 23-85

EFFECTIVE: JANUARY 23, 2001

ACCESS SERVICE

| | | | |
|---|----------------------|-------------|-----|
| | | | (N) |
| 23 – Metropolitan Statistical Area Access Services (Cont'd) | | | (N) |
| 23.5 <u>Rates and Charges</u> (Cont'd) | | | (N) |
| 23.5.2 <u>BellSouth SPA Service</u> (Cont'd) | | | (N) |
| 23.5.2.9 <u>High Capacity (a.k.a. BellSouth SPA High Capacity) Service</u> (Cont'd) | | | (N) |
| (A) Local Channel (Per Local Channel) (Cont'd) | | | (N) |
| (3) LightGate service (a.k.a. BellSouth SPA Point to Point Network) Local Channel Systems (Includes first one-half air mile) (Cont'd) | | | (N) |
| (b) LightGate 2 service (a.k.a. BellSouth SPA Point to Point Network 3 DS3 capacity) System | | | (N) |
| Per System | | | (N) |
| | <u>ALL STATES</u> | | (N) |
| | Nonrecurring Charge | <u>USOC</u> | (N) |
| | \$300.00 | HFSCD | (N) |
| Zone 1 | Month to Month Rates | <u>USOC</u> | (N) |
| <u>States</u> | | | (N) |
| Alabama | \$3760.00 | HFSCD | (N) |
| Florida | \$3760.00 | HFSCD | (N) |
| Georgia | \$3760.00 | HFSCD | (N) |
| Kentucky | \$3760.00 | HFSCD | (N) |
| Louisiana | \$3760.00 | HFSCD | (N) |
| Mississippi | \$3760.00 | HFSCD | (N) |
| North Carolina | \$3760.00 | HFSCD | (N) |
| South Carolina | \$3760.00 | HFSCD | (N) |
| Tennessee | \$3760.00 | HFSCD | (N) |

EFFECTIVE: JANUARY 23, 2001

ACCESS SERVICE

(N)

23 – Metropolitan Statistical Area Access Services (Cont'd)

(N)

23.5 Rates and Charges (Cont'd)

(N)

23.5.2 BellSouth SPA Service (Cont'd)

(N)

23.5.2.9 High Capacity (a.k.a. BellSouth SPA High Capacity) Service (Cont'd)

(N)

(A) Local Channel (Per Local Channel) (Cont'd)

(N)

(3) LightGate service (a.k.a. BellSouth SPA Point to Point Network)

(N)

Local Channel Systems (Includes first one-half air mile) (Cont'd)

(N)

(b) LightGate 2 service (a.k.a. BellSouth SPA Point to Point Network 3
DS3 Capacity) System (Cont'd)

(N)

(N)

Per System (Cont'd)

(N)

Zone 2

Month
to
Month
Rates

(N)

(N)

(N)

(N)

(N)

States

Alabama

\$3760.00

HFSCD

(N)

Florida

\$3760.00

HFSCD

(N)

Georgia

\$3760.00

HFSCD

(N)

Kentucky

\$3760.00

HFSCD

(N)

Louisiana

\$3760.00

HFSCD

(N)

Mississippi

\$3760.00

HFSCD

(N)

North Carolina

\$3760.00

HFSCD

(N)

South Carolina

\$3760.00

HFSCD

(N)

Tennessee

\$3760.00

HFSCD

(N)

Zone 3

Month
to
Month
Rates

(N)

(N)

(N)

(N)

States

Alabama

\$3760.00

HFSCD

(N)

Florida

\$3760.00

HFSCD

(N)

Georgia

\$3760.00

HFSCD

(N)

Kentucky

\$3760.00

HFSCD

(N)

Louisiana

\$3760.00

HFSCD

(N)

Mississippi

\$3760.00

HFSCD

(N)

North Carolina

\$3760.00

HFSCD

(N)

South Carolina

\$3760.00

HFSCD

(N)

Tennessee

\$3760.00

HFSCD

(N)

BELLSOUTH TELECOMMUNICATIONS, INC.
 BY: Operations Manager - Pricing
 29657, 675 W. Peachtree St., N.E.
 Atlanta, Georgia 30375
 ISSUED: JANUARY 22, 2001

TARIFF F.C.C. NO. 1
 ORIGINAL PAGE 23-87

EFFECTIVE: JANUARY 23, 2001

ACCESS SERVICE

| | | | |
|---|----------------------|-------------|-----|
| | | | (N) |
| 23 - Metropolitan Statistical Area Access Services (Cont'd) | | | (N) |
| 23.5 <u>Rates and Charges</u> (Cont'd) | | | (N) |
| 23.5.2 <u>BellSouth SPA Service</u> (Cont'd) | | | (N) |
| 23.5.2.9 <u>High Capacity (a.k.a. BellSouth SPA High Capacity) Service</u> (Cont'd) | | | (N) |
| (A) Local Channel (Per Local Channel) (Cont'd) | | | (N) |
| (3) LightGate service (a.k.a. BellSouth SPA Point to Point Network) Local Channel Systems (Includes first one-half air mile) (Cont'd) | | | (N) |
| (c) LightGate 2 service (a.k.a. BellSouth SPA Point to Point Network 3 DS3 Capacity) System (Cont'd) | | | (N) |
| Per System with Optical Customer Termination | | | (N) |
| | <u>ALL STATES</u> | | (N) |
| | Nonrecurring Charge | <u>USOC</u> | (N) |
| | \$300.00 | HFSL2 | (N) |
| Zone 1 | Month to Month Rates | | (N) |
| <u>States</u> | | <u>USOC</u> | (N) |
| Alabama | \$3200.00 | HFSL2 | (N) |
| Florida | \$3200.00 | HFSL2 | (N) |
| Georgia | \$3200.00 | HFSL2 | (N) |
| Kentucky | \$3200.00 | HFSL2 | (N) |
| Louisiana | \$3200.00 | HFSL2 | (N) |
| Mississippi | \$3200.00 | HFSL2 | (N) |
| North Carolina | \$3200.00 | HFSL2 | (N) |
| South Carolina | \$3200.00 | HFSL2 | (N) |
| Tennessee | \$3200.00 | HFSL2 | (N) |
| Zone 2 | Month to Month Rates | | (N) |
| <u>States</u> | | <u>USOC</u> | (N) |
| Alabama | \$3200.00 | HFSL2 | (N) |
| Florida | \$3200.00 | HFSL2 | (N) |
| Georgia | \$3200.00 | HFSL2 | (N) |
| Kentucky | \$3200.00 | HFSL2 | (N) |
| Louisiana | \$3200.00 | HFSL2 | (N) |
| Mississippi | \$3200.00 | HFSL2 | (N) |
| North Carolina | \$3200.00 | HFSL2 | (N) |
| South Carolina | \$3200.00 | HFSL2 | (N) |
| Tennessee | \$3200.00 | HFSL2 | (N) |

EFFECTIVE: JANUARY 23, 2001

ACCESS SERVICE

| | | | |
|--|--------------------------------|-------------|-----|
| | | | (N) |
| 23 – Metropolitan Statistical Area Access Services (Cont'd) | | | (N) |
| 23.5 <u>Rates and Charges</u> (Cont'd) | | | (N) |
| 23.5.2 <u>BellSouth SPA Service</u> (Cont'd) | | | (N) |
| 23.5.2.9 <u>High Capacity (a.k.a. BellSouth SPA High Capacity) Service</u> (Cont'd) | | | (N) |
| (A) Local Channel (Per Local Channel) (Cont'd) | | | (N) |
| (3) LightGate service (a.k.a. BellSouth SPA Point to Point Network) Local Channel Systems (Includes first one-half air mile) (Cont'd) | | | (N) |
| (c) LightGate 2 service (a.k.a. BellSouth SPA Point to Point Network 3 DS3 Capacity) System (Cont'd) | | | (N) |
| Per System with Optical Customer Termination (Cont'd) | | | (N) |
| Zone 3 | Month to Month | | (N) |
| <u>States</u> | <u>Rates</u> | <u>USOC</u> | (N) |
| Alabama | \$3200.00 | HFSL2 | (N) |
| Florida | \$3200.00 | HFSL2 | (N) |
| Georgia | \$3200.00 | HFSL2 | (N) |
| Kentucky | \$3200.00 | HFSL2 | (N) |
| Louisiana | \$3200.00 | HFSL2 | (N) |
| Mississippi | \$3200.00 | HFSL2 | (N) |
| North Carolina | \$3200.00 | HFSL2 | (N) |
| South Carolina | \$3200.00 | HFSL2 | (N) |
| Tennessee | \$3200.00 | HFSL2 | (N) |
| (d) LightGate 3 service (a.k.a. BellSouth SPA Point to Point Network 12 DS3 capacity) System | | | (N) |
| Per System | | | (N) |
| | <u>ALL STATES</u> | | (N) |
| | <u>Nonrecurring Charge</u> | <u>USOC</u> | (N) |
| | \$300.00 | HFSCF | (N) |
| Zone 1 | Month to Month | | (N) |
| <u>States</u> | <u>Rates</u> | <u>USOC</u> | (N) |
| Alabama | \$5600.00 | HFSCF | (N) |
| Florida | \$5600.00 | HFSCF | (N) |
| Georgia | \$5600.00 | HFSCF | (N) |
| Kentucky | \$5600.00 | HFSCF | (N) |
| Louisiana | \$5600.00 | HFSCF | (N) |
| Mississippi | \$5600.00 | HFSCF | (N) |
| North Carolina | \$5600.00 | HFSCF | (N) |
| South Carolina | \$5600.00 | HFSCF | (N) |
| Tennessee | \$5600.00 | HFSCF | (N) |

EFFECTIVE: JANUARY 23, 2001

ACCESS SERVICE

| | | | |
|--|-------------------------------|-------------|-----|
| 23 – Metropolitan Statistical Area Access Services (Cont'd) | | | (N) |
| 23.5 <u>Rates and Charges</u> (Cont'd) | | | (N) |
| 23.5.2 <u>BellSouth SPA Service</u> (Cont'd) | | | (N) |
| 23.5.2.9 <u>High Capacity (a.k.a. BellSouth SPA High Capacity) Service</u> (Cont'd) | | | (N) |
| (A) Local Channel (Per Local Channel) (Cont'd) | | | (N) |
| (3) LightGate service (a.k.a. BellSouth SPA Point to Point Network) Local Channel Systems (Includes first one-half air mile) (Cont'd) | | | (N) |
| (d) LightGate 3 service (a.k.a. BellSouth SPA Point to Point Network 12 DS3 Capacity) System (Cont'd) | | | (N) |
| Per System (Cont'd) | | | (N) |
| Zone 2 | Month to Month Rates | | (N) |
| <u>States</u> | | <u>USOC</u> | (N) |
| Alabama | \$5600.00 | HFSCF | (N) |
| Florida | \$5600.00 | HFSCF | (N) |
| Georgia | \$5600.00 | HFSCF | (N) |
| Kentucky | \$5600.00 | HFSCF | (N) |
| Louisiana | \$5600.00 | HFSCF | (N) |
| Mississippi | \$5600.00 | HFSCF | (N) |
| North Carolina | \$5600.00 | HFSCF | (N) |
| South Carolina | \$5600.00 | HFSCF | (N) |
| Tennessee | \$5600.00 | HFSCF | (N) |
| Zone 3 | Month to Month Rates | | (N) |
| <u>States</u> | | <u>USOC</u> | (N) |
| Alabama | \$5600.00 | HFSCF | (N) |
| Florida | \$5600.00 | HFSCF | (N) |
| Georgia | \$5600.00 | HFSCF | (N) |
| Kentucky | \$5600.00 | HFSCF | (N) |
| Louisiana | \$5600.00 | HFSCF | (N) |
| Mississippi | \$5600.00 | HFSCF | (N) |
| North Carolina | \$5600.00 | HFSCF | (N) |
| South Carolina | \$5600.00 | HFSCF | (N) |
| Tennessee | \$5600.00 | HFSCF | (N) |

EFFECTIVE: JANUARY 23, 2001

ACCESS SERVICE

| | | | |
|---|----------------------|-------------|-----|
| | | | (N) |
| 23 - Metropolitan Statistical Area Access Services (Cont'd) | | | (N) |
| 23.5 <u>Rates and Charges</u> (Cont'd) | | | (N) |
| 23.5.2 <u>BellSouth SPA Service</u> (Cont'd) | | | (N) |
| 23.5.2.9 <u>High Capacity (a.k.a. BellSouth SPA High Capacity) Service</u> (Cont'd) | | | (N) |
| (A) Local Channel (Per Local Channel) (Cont'd) | | | (N) |
| (3) LightGate service (a.k.a. BellSouth SPA Point to Point Network) Local Channel Systems (Includes first one-half air mile) (Cont'd) | | | (N) |
| (e) LightGate 3 service (a.k.a. BellSouth SPA Point to Point Network 12 DS3 Capacity) System (Cont'd) | | | (N) |
| Per System with Optical Customer Termination | | | (N) |
| | <u>ALL STATES</u> | | (N) |
| | Nonrecurring Charge | <u>USOC</u> | (N) |
| | \$300.00 | HFSL3 | (N) |
| Zone 1 | Month to Month Rates | | (N) |
| <u>States</u> | | <u>USOC</u> | (N) |
| Alabama | \$4800.00 | HFSL3 | (N) |
| Florida | \$4800.00 | HFSL3 | (N) |
| Georgia | \$4800.00 | HFSL3 | (N) |
| Kentucky | \$4800.00 | HFSL3 | (N) |
| Louisiana | \$4800.00 | HFSL3 | (N) |
| Mississippi | \$4800.00 | HFSL3 | (N) |
| North Carolina | \$4800.00 | HFSL3 | (N) |
| South Carolina | \$4800.00 | HFSL3 | (N) |
| Tennessee | \$4800.00 | HFSL3 | (N) |
| Zone 2 | Month to Month Rates | | (N) |
| <u>States</u> | | <u>USOC</u> | (N) |
| Alabama | \$4800.00 | HFSL3 | (N) |
| Florida | \$4800.00 | HFSL3 | (N) |
| Georgia | \$4800.00 | HFSL3 | (N) |
| Kentucky | \$4800.00 | HFSL3 | (N) |
| Louisiana | \$4800.00 | HFSL3 | (N) |
| Mississippi | \$4800.00 | HFSL3 | (N) |
| North Carolina | \$4800.00 | HFSL3 | (N) |
| South Carolina | \$4800.00 | HFSL3 | (N) |
| Tennessee | \$4800.00 | HFSL3 | (N) |

EFFECTIVE: JANUARY 23, 2001

ACCESS SERVICE

| | | | |
|--|-------------------------------|-------------|-----|
| | | | (N) |
| 23 – Metropolitan Statistical Area Access Services (Cont'd) | | | (N) |
| 23.5 <u>Rates and Charges</u> (Cont'd) | | | (N) |
| 23.5.2 <u>BellSouth SPA Service</u> (Cont'd) | | | (N) |
| 23.5.2.9 <u>High Capacity (a.k.a. BellSouth SPA High Capacity) Service</u> (Cont'd) | | | (N) |
| (A) Local Channel (Per Local Channel) (Cont'd) | | | (N) |
| (3) LightGate service (a.k.a. BellSouth SPA Point to Point Network) Local Channel Systems (Includes first one-half air mile) (Cont'd) | | | (N) |
| (e) LightGate 3 service (a.k.a. BellSouth SPA Point to Point Network 12 DS3 Capacity) System (Cont'd) | | | (N) |
| Per System with Optical Customer Termination (Cont'd) | | | (N) |
| Zone 3 | | | (N) |
| | Month to Month | | (N) |
| <u>States</u> | <u>Rates</u> | <u>USOC</u> | (N) |
| Alabama | \$4800.00 | HFSL3 | (N) |
| Florida | \$4800.00 | HFSL3 | (N) |
| Georgia | \$4800.00 | HFSL3 | (N) |
| Kentucky | \$4800.00 | HFSL3 | (N) |
| Louisiana | \$4800.00 | HFSL3 | (N) |
| Mississippi | \$4800.00 | HFSL3 | (N) |
| North Carolina | \$4800.00 | HFSL3 | (N) |
| South Carolina | \$4800.00 | HFSL3 | (N) |
| Tennessee | \$4800.00 | HFSL3 | (N) |
| (f) LightGate 4 service (a.k.a. BellSouth SPA Point to Point Network 24 DS3 Capacity) System | | | (N) |
| Per System | | | (N) |
| | <u>ALL STATES</u> | | (N) |
| | Nonrecurring <u>Charge</u> | <u>USOC</u> | (N) |
| | \$300.00 | HFSC | (N) |
| Zone 1 | | | (N) |
| | Month to Month | | (N) |
| <u>States</u> | <u>Rates</u> | <u>USOC</u> | (N) |
| Alabama | \$10000.00 | HFSC | (N) |
| Florida | \$10000.00 | HFSC | (N) |
| Georgia | \$10000.00 | HFSC | (N) |
| Kentucky | \$10000.00 | HFSC | (N) |
| Louisiana | \$10000.00 | HFSC | (N) |
| Mississippi | \$10000.00 | HFSC | (N) |
| North Carolina | \$10000.00 | HFSC | (N) |
| South Carolina | \$10000.00 | HFSC | (N) |
| Tennessee | \$10000.00 | HFSC | (N) |

EFFECTIVE: JANUARY 23, 2001

ACCESS SERVICE

| | | | |
|--|----------------------|-------------|-----|
| | | | (N) |
| 23 – Metropolitan Statistical Area Access Services (Cont'd) | | | (N) |
| 23.5 <u>Rates and Charges</u> (Cont'd) | | | (N) |
| 23.5.2 <u>BellSouth SPA Service</u> (Cont'd) | | | (N) |
| 23.5.2.9 <u>High Capacity (a.k.a. BellSouth SPA High Capacity) Service</u> (Cont'd) | | | (N) |
| (A) Local Channel (Per Local Channel) (Cont'd) | | | (N) |
| (3) LightGate service (a.k.a. BellSouth SPA Point to Point Network) Local Channel Systems (Includes first one-half air mile) (Cont'd) | | | (N) |
| (f) LightGate 4 service (a.k.a. BellSouth SPA Point to Point Network 24 DS3 Capacity) System (Cont'd) | | | (N) |
| Per System (Cont'd) | | | (N) |
| Zone 2 | Month to Month | | (N) |
| <u>States</u> | <u>Rates</u> | <u>USOC</u> | (N) |
| Alabama | \$10000.00 | HF SCH | (N) |
| Florida | \$10000.00 | HF SCH | (N) |
| Georgia | \$10000.00 | HF SCH | (N) |
| Kentucky | \$10000.00 | HF SCH | (N) |
| Louisiana | \$10000.00 | HF SCH | (N) |
| Mississippi | \$10000.00 | HF SCH | (N) |
| North Carolina | \$10000.00 | HF SCH | (N) |
| South Carolina | \$10000.00 | HF SCH | (N) |
| Tennessee | \$10000.00 | HF SCH | (N) |
| Zone 3 | Month to Month | | (N) |
| <u>States</u> | <u>Rates</u> | <u>USOC</u> | (N) |
| Alabama | \$10000.00 | HF SCH | (N) |
| Florida | \$10000.00 | HF SCH | (N) |
| Georgia | \$10000.00 | HF SCH | (N) |
| Kentucky | \$10000.00 | HF SCH | (N) |
| Louisiana | \$10000.00 | HF SCH | (N) |
| Mississippi | \$10000.00 | HF SCH | (N) |
| North Carolina | \$10000.00 | HF SCH | (N) |
| South Carolina | \$10000.00 | HF SCH | (N) |
| Tennessee | \$10000.00 | HF SCH | (N) |

BELLSOUTH TELECOMMUNICATIONS, INC.
BY: Operations Manager - Pricing
29657, 675 W. Peachtree St., N.E.
Atlanta, Georgia 30375
ISSUED: OCTOBER 31, 2001

TARIFF F.C.C. NO. 1
1ST REVISED PAGE 23-93
CANCELS ORIGINAL PAGE 23-93

EFFECTIVE: NOVEMBER 1, 2001

ACCESS SERVICE

23 - Metropolitan Statistical Area Access Services (Cont'd)

23.5 Rates and Charges (Cont'd)

23.5.2 BellSouth SPA Service (Cont'd)

23.5.2.9 High Capacity (a.k.a. BellSouth SPA High Capacity) Service (Cont'd)

ALL STATES (Cont'd)

(A) Local Channel (Per Local Channel) (Cont'd)

(3) LightGate service (a.k.a. BellSouth SPA Point to Point Network) Local Channel Systems (Cont'd)
(Includes first one-half air mile)

(g) LightGate service (a.k.a. BellSouth SPA Point to Point Network)
Asynchronous System Channel Interfaces

| | <u>Non- Recurring Charge</u> | <u>Month to Month Rates</u> | <u>USOC</u> |
|--|--------------------------------------|---|-------------|
| <u>Central Office Channel Interfaces</u> | | | |
| Per DS3 | \$180.00 | \$115.00 | 1PQEC |
| Per 28 DS1 Channel System | \$290.00 | \$600.00 (I) MQ3C0 | |
| Per DS1 | \$170.00 | \$ 15.00 (I) 1PQE1 | |
| <u>Customer Channel Interfaces</u> | | | |
| Per DS3 | \$235.00 | \$115.00 | 1PQEP |
| Per DS1 | \$170.00 | \$ 17.00 | 1PQE2 |

BELLSOUTH TELECOMMUNICATIONS, INC.
BY: Operations Manager - Pricing
29657, 675 W. Peachtree St., N.E.
Atlanta, Georgia 30375
ISSUED: OCTOBER 31, 2001

TARIFF F.C.C. NO. 1
1ST REVISED PAGE 23-94
CANCELS ORIGINAL PAGE 23-94

EFFECTIVE: NOVEMBER 1, 2001

ACCESS SERVICE

23 – Metropolitan Statistical Area Access Services (Cont'd)

23.5 Rates and Charges (Cont'd)

23.5.2 BellSouth SPA Service (Cont'd)

23.5.2.9 High Capacity (a.k.a. BellSouth SPA High Capacity) Service (Cont'd)

(A) Local Channel (Per Local Channel) (Cont'd)

(3) LightGate (a.k.a. BellSouth SPA Point to Point Network) Local Channel Systems (Includes first one-half air mile) (Cont'd)

(h) LightGate STS-1 service (a.k.a. BellSouth SPA Point to Point Network STS-1 Capacity) System

Per System

| | All States Non Recurring <u>Charge</u> | <u>USOC</u> | |
|----------------|--|-------------|-----|
| | \$800.00 | HFST1 | |
| Zone 1 | Month to Month <u>Rates</u> | <u>USOC</u> | |
| <u>States</u> | | | |
| Alabama | \$2070.00 | HFST1 | (I) |
| Florida | \$2070.00 | HFST1 | (I) |
| Georgia | \$2070.00 | HFST1 | (I) |
| Kentucky | \$2070.00 | HFST1 | (I) |
| Louisiana | \$2070.00 | HFST1 | (I) |
| Mississippi | \$2070.00 | HFST1 | (I) |
| North Carolina | \$2070.00 | HFST1 | (I) |
| South Carolina | \$2070.00 | HFST1 | (I) |
| Tennessee | \$2070.00 | HFST1 | (I) |
| Zone 2 | Month to Month <u>Rates</u> | <u>USOC</u> | |
| <u>States</u> | | | |
| Alabama | \$2070.00 | HFST1 | (I) |
| Florida | \$2070.00 | HFST1 | (I) |
| Georgia | \$2070.00 | HFST1 | (I) |
| Kentucky | \$2070.00 | HFST1 | (I) |
| Louisiana | \$2070.00 | HFST1 | (I) |
| Mississippi | \$2070.00 | HFST1 | (I) |
| North Carolina | \$2070.00 | HFST1 | (I) |
| South Carolina | \$2070.00 | HFST1 | (I) |
| Tennessee | \$2070.00 | HFST1 | (I) |

BELLSOUTH TELECOMMUNICATIONS, INC.
BY: Operations Manager - Pricing
29G57, 675 W. Peachtree St., N.E.
Atlanta, Georgia 30375
ISSUED: OCTOBER 31, 2001

TARIFF F.C.C. NO. 1
1ST REVISED PAGE 23-95
CANCELS ORIGINAL PAGE 23-95
EFFECTIVE: NOVEMBER 1, 2001

ACCESS SERVICE

23 – Metropolitan Statistical Area Access Services (Cont'd)

23.5 Rates and Charges (Cont'd)

23.5.2 BellSouth SPA Service (Cont'd)

23.5.2.9 High Capacity (a.k.a. BellSouth SPA High Capacity) Service (Cont'd)

(A) Local Channel (Per Local Channel) (Cont'd)

(3) LightGate (a.k.a. BellSouth SPA Point to Point Network) Local Channel Systems (Includes first one-half air mile) (Cont'd)

(h) LightGate STS-1 service (a.k.a. BellSouth SPA Point to Point Network STS-1 Capacity) System (Cont'd)

Per System (Cont'd)

| Zone 3 | Month to Month <u>Rates</u> | <u>USOC</u> | |
|----------------|--------------------------------|-------------|-----|
| <u>States</u> | | | |
| Alabama | \$2070.00 | HFST1 | (I) |
| Florida | \$2070.00 | HFST1 | (I) |
| Georgia | \$2070.00 | HFST1 | (I) |
| Kentucky | \$2070.00 | HFST1 | (I) |
| Louisiana | \$2070.00 | HFST1 | (I) |
| Mississippi | \$2070.00 | HFST1 | (I) |
| North Carolina | \$2070.00 | HFST1 | (I) |
| South Carolina | \$2070.00 | HFST1 | (I) |
| Tennessee | \$2070.00 | HFST1 | (I) |

EFFECTIVE: JANUARY 23, 2001

ACCESS SERVICE

23 – Metropolitan Statistical Area Access Services (Cont'd) (N)

23.5 Rates and Charges (Cont'd) (N)

23.5.2 BellSouth SPA Service (Cont'd) (N)

23.5.2.9 High Capacity (a.k.a. BellSouth SPA High Capacity) Service (Cont'd) (N)

(A) Local Channel (Per Local Channel) (Cont'd) (N)

(3) LightGate (a.k.a. BellSouth SPA Point to Point Network) Local Channel Systems (Includes first one-half air mile) (Cont'd) (N)

(i) LightGate OC-3 service (a.k.a. BellSouth SPA Point to Point Network OC-3 Capacity) System (N)

Per System (N)

| | |
|---------------|-----------------|
| All States | (N) |
| Non Recurring | (N) |
| <u>Charge</u> | <u>USOC</u> (N) |
| \$800.00 | HFS03 (N) |

| | | | |
|----------------|----------------------|-------|-----|
| Zone 1 | Month to Month Rates | USOC | (N) |
| <u>States</u> | | | (N) |
| Alabama | \$3700.00 | HFS03 | (N) |
| Florida | \$3700.00 | HFS03 | (N) |
| Georgia | \$3700.00 | HFS03 | (N) |
| Kentucky | \$3700.00 | HFS03 | (N) |
| Louisiana | \$3700.00 | HFS03 | (N) |
| Mississippi | \$3700.00 | HFS03 | (N) |
| North Carolina | \$3700.00 | HFS03 | (N) |
| South Carolina | \$3700.00 | HFS03 | (N) |
| Tennessee | \$3700.00 | HFS03 | (N) |

| | | | |
|----------------|----------------------|-------|-----|
| Zone 2 | Month to Month Rates | USOC | (N) |
| <u>States</u> | | | (N) |
| Alabama | \$3700.00 | HFS03 | (N) |
| Florida | \$3700.00 | HFS03 | (N) |
| Georgia | \$3700.00 | HFS03 | (N) |
| Kentucky | \$3700.00 | HFS03 | (N) |
| Louisiana | \$3700.00 | HFS03 | (N) |
| Mississippi | \$3700.00 | HFS03 | (N) |
| North Carolina | \$3700.00 | HFS03 | (N) |
| South Carolina | \$3700.00 | HFS03 | (N) |
| Tennessee | \$3700.00 | HFS03 | (N) |

EFFECTIVE: JANUARY 23, 2001

ACCESS SERVICE

(N)

23 – Metropolitan Statistical Area Access Services (Cont'd)

(N)

23.5 Rates and Charges (Cont'd)

(N)

23.5.2 BellSouth SPA Service (Cont'd)

(N)

23.5.2.9 High Capacity (a.k.a. BellSouth SPA High Capacity) Service (Cont'd)

(N)

(A) Local Channel (Per Local Channel) (Cont'd)

(N)

(3) LightGate (a.k.a. BellSouth SPA Point to Point Network) Local Channel
Systems (Includes first one-half air mile) (Cont'd)

(N)

(N)

(i) LightGate OC-3 service (a.k.a. BellSouth SPA Point to Point Network
OC-3 Capacity) System (Cont'd)

(N)

(N)

Per System (Cont'd)

(N)

Zone 3

Month to Month

(N)

Rates

USOC

(N)

States

Alabama

\$3700.00

HFS03

(N)

Florida

\$3700.00

HFS03

(N)

Georgia

\$3700.00

HFS03

(N)

Kentucky

\$3700.00

HFS03

(N)

Louisiana

\$3700.00

HFS03

(N)

Mississippi

\$3700.00

HFS03

(N)

North Carolina

\$3700.00

HFS03

(N)

South Carolina

\$3700.00

HFS03

(N)

Tennessee

\$3700.00

HFS03

(N)

(j) LightGate OC-3 service (a.k.a. BellSouth SPA Point to Point
Network OC-3 Capacity) System

(N)

(N)

Per System with Optical Customer Termination

(N)

All States
Nonrecurring
Charge

USOC

(N)

(N)

(N)

\$800.00

HFS0C

(N)

Zone 1

Month to Month

(N)

Rates

USOC

(N)

States

Alabama

\$2432.00

HFS0C

(N)

Florida

\$2432.00

HFS0C

(N)

Georgia

\$2432.00

HFS0C

(N)

Kentucky

\$2432.00

HFS0C

(N)

Louisiana

\$2432.00

HFS0C

(N)

Mississippi

\$2432.00

HFS0C

(N)

North Carolina

\$2432.00

HFS0C

(N)

South Carolina

\$2432.00

HFS0C

(N)

Tennessee

\$2432.00

HFS0C

(N)

EFFECTIVE: JANUARY 23, 2001

ACCESS SERVICE

(N)

23 - Metropolitan Statistical Area Access Services (Cont'd)

(N)

23.5 Rates and Charges (Cont'd)

(N)

23.5.2 BellSouth SPA Service (Cont'd)

(N)

23.5.2.9 High Capacity (a.k.a. BellSouth SPA High Capacity) Service (Cont'd)

(N)

(A) Local Channel (Per Local Channel) (Cont'd)

(N)

(3) LightGate (a.k.a. BellSouth SPA Point to Point Network) Local Channel
Systems (Includes first one-half air mile) (Cont'd)

(N)

(N)

(j) LightGate OC-3 service (a.k.a. BellSouth SPA Point to Point Network
OC-3 Capacity) System (Cont'd)

(N)

(N)

Per System with Optical Customer Termination (Cont'd)

(N)

Zone 2

Month
to
Month
Rates

USOC

(N)

(N)

(N)

(N)

States

Alabama

\$2432.00

HFSOC

(N)

Florida

\$2432.00

HFSOC

(N)

Georgia

\$2432.00

HFSOC

(N)

Kentucky

\$2432.00

HFSOC

(N)

Louisiana

\$2432.00

HFSOC

(N)

Mississippi

\$2432.00

HFSOC

(N)

North Carolina

\$2432.00

HFSOC

(N)

South Carolina

\$2432.00

HFSOC

(N)

Tennessee

\$2432.00

HFSOC

(N)

Zone 3

Month
to
Month
Rates

USOC

(N)

(N)

(N)

(N)

States

Alabama

\$2432.00

HFSOC

(N)

Florida

\$2432.00

HFSOC

(N)

Georgia

\$2432.00

HFSOC

(N)

Kentucky

\$2432.00

HFSOC

(N)

Louisiana

\$2432.00

HFSOC

(N)

Mississippi

\$2432.00

HFSOC

(N)

North Carolina

\$2432.00

HFSOC

(N)

South Carolina

\$2432.00

HFSOC

(N)

Tennessee

\$2432.00

HFSOC

(N)

BELLSOUTH TELECOMMUNICATIONS, INC.
BY: Operations Manager - Pricing
29G57, 675 W. Peachtree St., N.E.
Atlanta, Georgia 30375
ISSUED: OCTOBER 31, 2001

TARIFF F.C.C. NO. 1
1ST REVISED PAGE 23-99
CANCELS ORIGINAL PAGE 23-99
EFFECTIVE: NOVEMBER 1, 2001

ACCESS SERVICE

23 - Metropolitan Statistical Area Access Services (Cont'd)

23.5 Rates and Charges (Cont'd)

23.5.2 BellSouth SPA Service (Cont'd)

23.5.2.9 High Capacity (a.k.a. BellSouth SPA High Capacity) Service (Cont'd)

(A) Local Channel (Per Local Channel) (Cont'd)

(3) LightGate (a.k.a. BellSouth SPA Point to Point Network) Local Channel Systems (Includes first one-half air mile) (Cont'd)

(k) LightGate OC-3 service (a.k.a. BellSouth SPA Point to Point Network OC-3 Capacity) System

Per System with Optical Serving Wire Center Termination

| | All States Nonrecurring Charge | USOC | |
|----------------|--------------------------------------|-------|-----|
| | \$800.00 | HFSOW | |
| Zone 1 | Month to Month Rates | USOC | |
| <u>States</u> | | | |
| Alabama | \$2432.00 | HFSOW | (R) |
| Florida | \$2432.00 | HFSOW | (R) |
| Georgia | \$2432.00 | HFSOW | (R) |
| Kentucky | \$2432.00 | HFSOW | (R) |
| Louisiana | \$2432.00 | HFSOW | (R) |
| Mississippi | \$2432.00 | HFSOW | (R) |
| North Carolina | \$2432.00 | HFSOW | (R) |
| South Carolina | \$2432.00 | HFSOW | (R) |
| Tennessee | \$2432.00 | HFSOW | (R) |
| Zone 2 | Month to Month Rates | USOC | |
| <u>States</u> | | | |
| Alabama | \$2432.00 | HFSOW | (R) |
| Florida | \$2432.00 | HFSOW | (R) |
| Georgia | \$2432.00 | HFSOW | (R) |
| Kentucky | \$2432.00 | HFSOW | (R) |
| Louisiana | \$2432.00 | HFSOW | (R) |
| Mississippi | \$2432.00 | HFSOW | (R) |
| North Carolina | \$2432.00 | HFSOW | (R) |
| South Carolina | \$2432.00 | HFSOW | (R) |
| Tennessee | \$2432.00 | HFSOW | (R) |

BELLSOUTH TELECOMMUNICATIONS, INC.
BY: Operations Manager - Pricing
29G57, 675 W. Peachtree St., N.E.
Atlanta, Georgia 30375
ISSUED: OCTOBER 31, 2001

TARIFF F.C.C. NO. 1
1ST REVISED PAGE 23-100
CANCELS ORIGINAL PAGE 23-100

EFFECTIVE: NOVEMBER 1, 2001

ACCESS SERVICE

23 – Metropolitan Statistical Area Access Services (Cont'd)

23.5 Rates and Charges (Cont'd)

23.5.2 BellSouth SPA Service (Cont'd)

23.5.2.9 High Capacity (a.k.a. BellSouth SPA High Capacity) Service (Cont'd)

(A) Local Channel (Per Local Channel) (Cont'd)

(3) LightGate (a.k.a. BellSouth SPA Point to Point Network) Local Channel Systems (Includes first one-half air mile) (Cont'd)

(k) LightGate OC-3 service (a.k.a. BellSouth SPA Point to Point Network OC-3 Capacity) System (Cont'd)

Per System with Optical Serving Wire Center Termination (Cont'd)

| Zone 3 | Month to Month <u>Rates</u> | <u>USOC</u> | |
|----------------|--------------------------------|-------------|-----|
| <u>States</u> | | | |
| Alabama | \$2432.00 | HFSOW | (R) |
| Florida | \$2432.00 | HFSOW | (R) |
| Georgia | \$2432.00 | HFSOW | (R) |
| Kentucky | \$2432.00 | HFSOW | (R) |
| Louisiana | \$2432.00 | HFSOW | (R) |
| Mississippi | \$2432.00 | HFSOW | (R) |
| North Carolina | \$2432.00 | HFSOW | (R) |
| South Carolina | \$2432.00 | HFSOW | (R) |
| Tennessee | \$2432.00 | HFSOW | (R) |

(1) LightGate OC-12 service (a.k.a. BellSouth SPA Point to Point Network OC-12 Capacity) System

Per System

| All States Nonrecurring <u>Charge</u> | <u>USOC</u> |
|---|-------------|
| \$800.00 | HFS12 |

| Zone 1 | Month to Month <u>Rates</u> | <u>USOC</u> |
|----------------|--------------------------------|-------------|
| <u>States</u> | | |
| Alabama | \$5500.00 | HFS12 |
| Florida | \$5500.00 | HFS12 |
| Georgia | \$5500.00 | HFS12 |
| Kentucky | \$5500.00 | HFS12 |
| Louisiana | \$5500.00 | HFS12 |
| Mississippi | \$5500.00 | HFS12 |
| North Carolina | \$5500.00 | HFS12 |
| South Carolina | \$5500.00 | HFS12 |
| Tennessee | \$5500.00 | HFS12 |

BELLSOUTH TELECOMMUNICATIONS, INC.
BY: Operations Manager - Pricing
29G57, 675 W. Peachtree St., N.E.
Atlanta, Georgia 30375
ISSUED: JANUARY 22, 2001

TARIFF F.C.C. NO. 1
ORIGINAL PAGE 23-101

EFFECTIVE: JANUARY 23, 2001

ACCESS SERVICE (N)

23 – Metropolitan Statistical Area Access Services (Cont'd) (N)

23.5 Rates and Charges (Cont'd) (N)

23.5.2 BellSouth SPA Service (Cont'd) (N)

23.5.2.9 High Capacity (a.k.a. BellSouth SPA High Capacity) Service (Cont'd) (N)

(A) Local Channel (Per Local Channel) (Cont'd) (N)

(3) LightGate (a.k.a. BellSouth SPA Point to Point Network) Local Channel Systems (Includes first one-half air mile) (Cont'd) (N)

(1) LightGate OC-12 service (a.k.a. BellSouth SPA Point to Point Network OC-12 Capacity) System (Cont'd) (N)

Per System (Cont'd) (N)

| Zone 2 | Month to Month Rates | USOC | (N) |
|--------|-------------------------------|------|-----|
|--------|-------------------------------|------|-----|

| | | | |
|----------------|-----------|-------|-----|
| <u>States</u> | | | (N) |
| Alabama | \$5500.00 | HFS12 | (N) |
| Florida | \$5500.00 | HFS12 | (N) |
| Georgia | \$5500.00 | HFS12 | (N) |
| Kentucky | \$5500.00 | HFS12 | (N) |
| Louisiana | \$5500.00 | HFS12 | (N) |
| Mississippi | \$5500.00 | HFS12 | (N) |
| North Carolina | \$5500.00 | HFS12 | (N) |
| South Carolina | \$5500.00 | HFS12 | (N) |
| Tennessee | \$5500.00 | HFS12 | (N) |

| Zone 3 | Month to Month Rates | USOC | (N) |
|--------|-------------------------------|------|-----|
|--------|-------------------------------|------|-----|

| | | | |
|----------------|-----------|-------|-----|
| <u>States</u> | | | (N) |
| Alabama | \$5500.00 | HFS12 | (N) |
| Florida | \$5500.00 | HFS12 | (N) |
| Georgia | \$5500.00 | HFS12 | (N) |
| Kentucky | \$5500.00 | HFS12 | (N) |
| Louisiana | \$5500.00 | HFS12 | (N) |
| Mississippi | \$5500.00 | HFS12 | (N) |
| North Carolina | \$5500.00 | HFS12 | (N) |
| South Carolina | \$5500.00 | HFS12 | (N) |
| Tennessee | \$5500.00 | HFS12 | (N) |

EFFECTIVE: JANUARY 23, 2001

ACCESS SERVICE

| | | | |
|---|---------------|-------------|-----|
| | | | (N) |
| 23 - Metropolitan Statistical Area Access Services (Cont'd) | | | (N) |
| 23.5 <u>Rates and Charges</u> (Cont'd) | | | (N) |
| 23.5.2 <u>BellSouth SPA Service</u> (Cont'd) | | | (N) |
| 23.5.2.9 <u>High Capacity (a.k.a. BellSouth SPA High Capacity) Service</u> (Cont'd) | | | (N) |
| (A) Local Channel (Per Local Channel) (Cont'd) | | | (N) |
| (3) LightGate (a.k.a. BellSouth SPA Point to Point Network) Local Channel Systems (Includes first one-half air mile) (Cont'd) | | | (N) |
| (m) LightGate OC-12 service (a.k.a. BellSouth SPA Point to Point Network OC-12 Capacity) System | | | (N) |
| Per System with Optical Customer Termination | | | (N) |
| | All States | | (N) |
| | Nonrecurring | | (N) |
| | <u>Charge</u> | <u>USOC</u> | (N) |
| | \$800.00 | HFS1C | (N) |
| Zone 1 | Month | | (N) |
| | to | | (N) |
| | Month | | (N) |
| | <u>Rates</u> | <u>USOC</u> | (N) |
| <u>States</u> | | | (N) |
| Alabama | \$3840.00 | HFS1C | (N) |
| Florida | \$3840.00 | HFS1C | (N) |
| Georgia | \$3840.00 | HFS1C | (N) |
| Kentucky | \$3840.00 | HFS1C | (N) |
| Louisiana | \$3840.00 | HFS1C | (N) |
| Mississippi | \$3840.00 | HFS1C | (N) |
| North Carolina | \$3840.00 | HFS1C | (N) |
| South Carolina | \$3840.00 | HFS1C | (N) |
| Tennessee | \$3840.00 | HFS1C | (N) |
| Zone 2 | Month | | (N) |
| | to | | (N) |
| | Month | | (N) |
| | <u>Rates</u> | <u>USOC</u> | (N) |
| <u>States</u> | | | (N) |
| Alabama | \$3840.00 | HFS1C | (N) |
| Florida | \$3840.00 | HFS1C | (N) |
| Georgia | \$3840.00 | HFS1C | (N) |
| Kentucky | \$3840.00 | HFS1C | (N) |
| Louisiana | \$3840.00 | HFS1C | (N) |
| Mississippi | \$3840.00 | HFS1C | (N) |
| North Carolina | \$3840.00 | HFS1C | (N) |
| South Carolina | \$3840.00 | HFS1C | (N) |
| Tennessee | \$3840.00 | HFS1C | (N) |

BELLSOUTH TELECOMMUNICATIONS, INC.
BY: Operations Manager - Pricing
29G57, 675 W. Peachtree St., N.E.
Atlanta, Georgia 30375
ISSUED: OCTOBER 31, 2001

TARIFF F.C.C. NO. 1
1ST REVISED PAGE 23-103
CANCELS ORIGINAL PAGE 23-103

EFFECTIVE: NOVEMBER 1, 2001

ACCESS SERVICE

23 - Metropolitan Statistical Area Access Services (Cont'd)

23.5 Rates and Charges (Cont'd)

23.5.2 BellSouth SPA Service

23.5.2.9 High Capacity (a.k.a. BellSouth SPA High Capacity) Service (Cont'd)

(A) Local Channel (Per Local Channel) (Cont'd)

(3) LightGate (a.k.a. BellSouth SPA Point to Point Network) Local Channel Systems (Includes first one-half air mile) (Cont'd)

(m) LightGate OC-12 service (a.k.a. BellSouth SPA Point to Point Network OC-12 Capacity) System (Cont'd)

Per System with Optical Customer Termination (Cont'd)

| Zone 3 | Month to Month Rates | USOC |
|----------------|-------------------------|-------|
| <u>States</u> | | |
| Alabama | \$3840.00 | HFS1C |
| Florida | \$3840.00 | HFS1C |
| Georgia | \$3840.00 | HFS1C |
| Kentucky | \$3840.00 | HFS1C |
| Louisiana | \$3840.00 | HFS1C |
| Mississippi | \$3840.00 | HFS1C |
| North Carolina | \$3840.00 | HFS1C |
| South Carolina | \$3840.00 | HFS1C |
| Tennessee | \$3840.00 | HFS1C |

(n) LightGate OC-12 service (a.k.a. BellSouth SPA Point to Point Network OC-12 Capacity) System

Per System with Optical Serving Wire Center Termination

| | | | |
|----------------|--------------------------------------|-------|-----|
| | All States Nonrecurring Charge | USOC | |
| | \$800.00 | HFS1W | |
| Zone 1 | Month to Month Rates | USOC | |
| <u>States</u> | | | |
| Alabama | \$3840.00 | HFS1W | (R) |
| Florida | \$3840.00 | HFS1W | (R) |
| Georgia | \$3840.00 | HFS1W | (R) |
| Kentucky | \$3840.00 | HFS1W | (R) |
| Louisiana | \$3840.00 | HFS1W | (R) |
| Mississippi | \$3840.00 | HFS1W | (R) |
| North Carolina | \$3840.00 | HFS1W | (R) |
| South Carolina | \$3840.00 | HFS1W | (R) |
| Tennessee | \$3840.00 | HFS1W | (R) |

BELLSOUTH TELECOMMUNICATIONS, INC.
BY: Operations Manager - Pricing
29G57, 675 W. Peachtree St., N.E.
Atlanta, Georgia 30375
ISSUED: OCTOBER 31, 2001

TARIFF F.C.C. NO. 1
1ST REVISED PAGE 23-104
CANCELS ORIGINAL PAGE 23-104

EFFECTIVE: NOVEMBER 1, 2001

ACCESS SERVICE

23 - Metropolitan Statistical Area Access Services (Cont'd)

23.5 Rates and Charges (Cont'd)

23.5.2 BellSouth SPA Service (Cont'd)

23.5.2.9 High Capacity (a.k.a. BellSouth SPA High Capacity) Service (Cont'd)

(A) Local Channel (Per Local Channel) (Cont'd)

(3) LightGate (a.k.a. BellSouth SPA Point to Point Network) Local Channel
Systems (Includes first one-half air mile) (Cont'd)

(n) LightGate OC-12 service (a.k.a. BellSouth SPA Point to Point
Network OC-12 Capacity) System (Cont'd)

Per System with Optical Serving Wire Center Termination (Cont'd)

| Zone 2 | Month to Month Rates | USOC | |
|----------------|-------------------------------|-------|-----|
| <u>States</u> | | | |
| Alabama | \$3840.00 | HFS1W | (R) |
| Florida | \$3840.00 | HFS1W | (R) |
| Georgia | \$3840.00 | HFS1W | (R) |
| Kentucky | \$3840.00 | HFS1W | (R) |
| Louisiana | \$3840.00 | HFS1W | (R) |
| Mississippi | \$3840.00 | HFS1W | (R) |
| North Carolina | \$3840.00 | HFS1W | (R) |
| South Carolina | \$3840.00 | HFS1W | (R) |
| Tennessee | \$3840.00 | HFS1W | (R) |

| Zone 3 | Month to Month Rates | USOC | |
|----------------|-------------------------------|-------|-----|
| <u>States</u> | | | |
| Alabama | \$3840.00 | HFS1W | (R) |
| Florida | \$3840.00 | HFS1W | (R) |
| Georgia | \$3840.00 | HFS1W | (R) |
| Kentucky | \$3840.00 | HFS1W | (R) |
| Louisiana | \$3840.00 | HFS1W | (R) |
| Mississippi | \$3840.00 | HFS1W | (R) |
| North Carolina | \$3840.00 | HFS1W | (R) |
| South Carolina | \$3840.00 | HFS1W | (R) |
| Tennessee | \$3840.00 | HFS1W | (R) |

EFFECTIVE: JANUARY 23, 2001

| | | | |
|---|------------|----------------------|-----|
| ACCESS SERVICE | | | (N) |
| 23 – Metropolitan Statistical Area Access Services (Cont'd) | | | (N) |
| 23.5 <u>Rates and Charges</u> (Cont'd) | | | (N) |
| 23.5.2 <u>BellSouth SPA Service</u> (Cont'd) | | | (N) |
| 23.5.2.9 <u>High Capacity (a.k.a. BellSouth SPA High Capacity) Service</u> (Cont'd) | | | (N) |
| <u>ALL STATES</u> (Cont'd) | | | (N) |
| (A) Local Channel (Per Local Channel) (Cont'd) | | | (N) |
| (3) LightGate service (a.k.a. BellSouth SPA Point to Point Network) Local Systems (Includes first one-half air mile) (Cont'd) | | | (N) |
| (o) LightGate OC-48 service (a.k.a. BellSouth SPA Point to Point Network) OC-48 capacity) System | | | (N) |
| Per System | | | (N) |
| <u>ALL STATES</u> | | | (N) |
| Nonrecurring Charge | | <u>USOC</u> | (N) |
| \$800.00 | | HFS48 | (N) |
| Zone 1 | | Month to Month Rates | (N) |
| | | <u>USOC</u> | (N) |
| <u>States</u> | | | (N) |
| Alabama | \$13000.00 | HFS48 | (N) |
| Florida | \$13000.00 | HFS48 | (N) |
| Georgia | \$13000.00 | HFS48 | (N) |
| Kentucky | \$13000.00 | HFS48 | (N) |
| Louisiana | \$13000.00 | HFS48 | (N) |
| Mississippi | \$13000.00 | HFS48 | (N) |
| North Carolina | \$13000.00 | HFS48 | (N) |
| South Carolina | \$13000.00 | HFS48 | (N) |
| Tennessee | \$13000.00 | HFS48 | (N) |
| Zone 2 | | Month to Month Rates | (N) |
| | | <u>USOC</u> | (N) |
| <u>States</u> | | | (N) |
| Alabama | \$13000.00 | HFS48 | (N) |
| Florida | \$13000.00 | HFS48 | (N) |
| Georgia | \$13000.00 | HFS48 | (N) |
| Kentucky | \$13000.00 | HFS48 | (N) |
| Louisiana | \$13000.00 | HFS48 | (N) |
| Mississippi | \$13000.00 | HFS48 | (N) |
| North Carolina | \$13000.00 | HFS48 | (N) |
| South Carolina | \$13000.00 | HFS48 | (N) |
| Tennessee | \$13000.00 | HFS48 | (N) |

EFFECTIVE: JANUARY 23, 2001

ACCESS SERVICE

23 – Metropolitan Statistical Area Access Services (Cont'd)

23.5 Rates and Charges (Cont'd)

23.5.2 BellSouth SPA Service (Cont'd)

23.5.2.9 High Capacity (a.k.a. BellSouth SPA High Capacity) Service (Cont'd)

ALL STATES (Cont'd)

(A) Local Channel (Per Local Channel) (Cont'd)

(3) LightGate service (a.k.a. BellSouth SPA Point to Point Network) Local Systems (Includes first one-half air mile) (Cont'd)

(o) LightGate OC-48 service (a.k.a. BellSouth SPA Point to Point Network OC-48 capacity) System (Cont'd)

Per System (Cont'd)

| Zone 3 | Month to Month Rates | USOC |
|----------------|----------------------|-------|
| <u>States</u> | | |
| Alabama | \$13000.00 | HFS48 |
| Florida | \$13000.00 | HFS48 |
| Georgia | \$13000.00 | HFS48 |
| Kentucky | \$13000.00 | HFS48 |
| Louisiana | \$13000.00 | HFS48 |
| Mississippi | \$13000.00 | HFS48 |
| North Carolina | \$13000.00 | HFS48 |
| South Carolina | \$13000.00 | HFS48 |
| Tennessee | \$13000.00 | HFS48 |

(p) LightGate OC-48 service (a.k.a. BellSouth SPA Point to Point Network OC-48 capacity) System

Per System with Optical Customer Termination

ALL STATES

| Nonrecurring Charge | USOC |
|---------------------|-------|
| \$800.00 | HFS4C |

| Zone 1 | Month to Month Rates | USOC |
|----------------|----------------------|-------|
| <u>States</u> | | |
| Alabama | \$8000.00 | HFS4C |
| Florida | \$8000.00 | HFS4C |
| Georgia | \$8000.00 | HFS4C |
| Kentucky | \$8000.00 | HFS4C |
| Louisiana | \$8000.00 | HFS4C |
| Mississippi | \$8000.00 | HFS4C |
| North Carolina | \$8000.00 | HFS4C |
| South Carolina | \$8000.00 | HFS4C |
| Tennessee | \$8000.00 | HFS4C |

EFFECTIVE: JANUARY 23, 2001

ACCESS SERVICE

(N)

23 - Metropolitan Statistical Area Access Services (Cont'd)

(N)

23.5 Rates and Charges (Cont'd)

(N)

23.5.2 BellSouth SPA Service (Cont'd)

(N)

23.5.2.9 High Capacity (a.k.a. BellSouth SPA High Capacity) Service (Cont'd)

(N)

ALL STATES (Cont'd)

(N)

(A) Local Channel (Per Local Channel) (Cont'd)

(N)

(3) LightGate service (a.k.a. BellSouth SPA Point to Point Network) Local
Systems (Includes first one-half air mile) (Cont'd)

(N)

(N)

(p) LightGate OC-48 service (a.k.a. BellSouth SPA Point to Point Network
OC-48 capacity) System (Cont'd)

(N)

(N)

Per System with Optical Customer Termination (Cont'd)

(N)

| Zone 2 | Month to Month Rates | USOC | (N) |
|----------------|-------------------------------|-------|-----|
| <u>States</u> | | | (N) |
| Alabama | \$8000.00 | HFS4C | (N) |
| Florida | \$8000.00 | HFS4C | (N) |
| Georgia | \$8000.00 | HFS4C | (N) |
| Kentucky | \$8000.00 | HFS4C | (N) |
| Louisiana | \$8000.00 | HFS4C | (N) |
| Mississippi | \$8000.00 | HFS4C | (N) |
| North Carolina | \$8000.00 | HFS4C | (N) |
| South Carolina | \$8000.00 | HFS4C | (N) |
| Tennessee | \$8000.00 | HFS4C | (N) |

| Zone 3 | Month to Month Rates | USOC | (N) |
|----------------|-------------------------------|-------|-----|
| <u>States</u> | | | (N) |
| Alabama | \$8000.00 | HFS4C | (N) |
| Florida | \$8000.00 | HFS4C | (N) |
| Georgia | \$8000.00 | HFS4C | (N) |
| Kentucky | \$8000.00 | HFS4C | (N) |
| Louisiana | \$8000.00 | HFS4C | (N) |
| Mississippi | \$8000.00 | HFS4C | (N) |
| North Carolina | \$8000.00 | HFS4C | (N) |
| South Carolina | \$8000.00 | HFS4C | (N) |
| Tennessee | \$8000.00 | HFS4C | (N) |

BELLSOUTH TELECOMMUNICATIONS, INC.
 BY: Operations Manager - Pricing
 29G57, 675 W. Peachtree St., N.E.
 Atlanta, Georgia 30375
 ISSUED: OCTOBER 31, 2001

TARIFF F.C.C. NO. 1
 1ST REVISED PAGE 23-108
 CANCELS ORIGINAL PAGE 23-108
 EFFECTIVE: NOVEMBER 1, 2001

ACCESS SERVICE

23 - Metropolitan Statistical Area Access Services (Cont'd)

23.5 Rates and Charges (Cont'd)

23.5.2 BellSouth SPA Service (Cont'd)

23.5.2.9 High Capacity (a.k.a. BellSouth SPA High Capacity) Service (Cont'd)

ALL STATES (Cont'd)

(A) Local Channel (Per Local Channel) (Cont'd)

(3) LightGate service (a.k.a. BellSouth SPA Point to Point Network) Local Systems (Includes first one-half air mile) (Cont'd)

(q) LightGate OC-48 service (a.k.a. BellSouth SPA Point to Point Network OC-48 capacity) System

Per System with Optical Serving Wire Center Termination

| | <u>Nonrecurring Charge</u> | <u>USOC</u> | |
|----------------|----------------------------|-------------|-----|
| | \$800.00 | HFS4W | |
| Zone 1 | Month to Month Rates | <u>USOC</u> | |
| <u>States</u> | | | |
| Alabama | \$8000.00 | HFS4W | (R) |
| Florida | \$8000.00 | HFS4W | (R) |
| Georgia | \$8000.00 | HFS4W | (R) |
| Kentucky | \$8000.00 | HFS4W | (R) |
| Louisiana | \$8000.00 | HFS4W | (R) |
| Mississippi | \$8000.00 | HFS4W | (R) |
| North Carolina | \$8000.00 | HFS4W | (R) |
| South Carolina | \$8000.00 | HFS4W | (R) |
| Tennessee | \$8000.00 | HFS4W | (R) |
| Zone 2 | Month to Month Rates | <u>USOC</u> | |
| <u>States</u> | | | |
| Alabama | \$8000.00 | HFS4W | (R) |
| Florida | \$8000.00 | HFS4W | (R) |
| Georgia | \$8000.00 | HFS4W | (R) |
| Kentucky | \$8000.00 | HFS4W | (R) |
| Louisiana | \$8000.00 | HFS4W | (R) |
| Mississippi | \$8000.00 | HFS4W | (R) |
| North Carolina | \$8000.00 | HFS4W | (R) |
| South Carolina | \$8000.00 | HFS4W | (R) |
| Tennessee | \$8000.00 | HFS4W | (R) |

BELLSOUTH TELECOMMUNICATIONS, INC.
BY: Operations Manager - Pricing
29G57, 675 W. Peachtree St., N.E.
Atlanta, Georgia 30375
ISSUED: OCTOBER 31, 2001

TARIFF F.C.C. NO. 1
1ST REVISED PAGE 23-109
CANCELS ORIGINAL PAGE 23-109

EFFECTIVE: NOVEMBER 1, 2001

ACCESS SERVICE

23 - Metropolitan Statistical Area Access Services (Cont'd)

23.5 Rates and Charges (Cont'd)

23.5.2 BellSouth SPA Service (Cont'd)

23.5.2.9 High Capacity (a.k.a. BellSouth SPA High Capacity) Service (Cont'd)

ALL STATES (Cont'd)

(A) Local Channel (Per Local Channel) (Cont'd)

(3) LightGate service (a.k.a. BellSouth SPA Point to Point Network) Local Systems (Includes first one-half air mile) (Cont'd)

(q) LightGate OC-48 service (a.k.a. BellSouth SPA Point to Point Network OC-48 capacity) System (cont'd)

Per System with Optical Serving Wire Center Termination

| Zone 3 | Month to Month | | |
|----------------|----------------|-------------|-----|
| <u>States</u> | <u>Rates</u> | <u>USOC</u> | |
| Alabama | \$8000.00 | HFS4W | (R) |
| Florida | \$8000.00 | HFS4W | (R) |
| Georgia | \$8000.00 | HFS4W | (R) |
| Kentucky | \$8000.00 | HFS4W | (R) |
| Louisiana | \$8000.00 | HFS4W | (R) |
| Mississippi | \$8000.00 | HFS4W | (R) |
| North Carolina | \$8000.00 | HFS4W | (R) |
| South Carolina | \$8000.00 | HFS4W | (R) |
| Tennessee | \$8000.00 | HFS4W | (R) |

EFFECTIVE: JANUARY 23, 2001

ACCESS SERVICE

(N)

23 - Metropolitan Statistical Area Access Services (Cont'd)

(N)

23.5 Rates and Charges (Cont'd)

(N)

23.5.2 BellSouth SPA Service (Cont'd)

(N)

23.5.2.9 High Capacity (a.k.a. BellSouth SPA High Capacity) Service (Cont'd)

(N)

ALL STATES (Cont'd)

(N)

(A) Local Channel (Per Local Channel) (Cont'd)

(N)

(3) LightGate service (a.k.a. BellSouth SPA Point to Point Network) Local
Systems (Includes first one-half air mile) (Cont'd)

(N)

(N)

(r) LightGate OC-192 service (a.k.a. BellSouth SPA Point to Point
Network) OC-192 capacity) System

(N)

(N)

Per System

(N)

ALL STATES

(N)

Nonrecurring
Charge

USOC

(N)

(N)

\$800.00

HFST2

(N)

Zone 1

Month
to
Month
Rates

(N)

(N)

(N)

(N)

(N)

USOC

States

Alabama \$26000.00
Florida \$26000.00
Georgia \$26000.00
Kentucky \$26000.00
Louisiana \$26000.00
Mississippi \$26000.00
North Carolina \$26000.00
South Carolina \$26000.00
Tennessee \$26000.00

HFST2
HFST2
HFST2
HFST2
HFST2
HFST2
HFST2
HFST2
HFST2

(N)

(N)

(N)

(N)

(N)

(N)

(N)

(N)

(N)

Zone 2

Month
to
Month
Rates

(N)

(N)

(N)

(N)

(N)

USOC

States

Alabama \$26000.00
Florida \$26000.00
Georgia \$26000.00
Kentucky \$26000.00
Louisiana \$26000.00
Mississippi \$26000.00
North Carolina \$26000.00
South Carolina \$26000.00
Tennessee \$26000.00

HFST2
HFST2
HFST2
HFST2
HFST2
HFST2
HFST2
HFST2
HFST2

(N)

(N)

(N)

(N)

(N)

(N)

(N)

(N)

(N)

BELLSOUTH TELECOMMUNICATIONS, INC.
 BY: Operations Manager - Pricing
 29G57, 675 W. Peachtree St., N.E.
 Atlanta, Georgia 30375
 ISSUED: JANUARY 22, 2001

TARIFF F.C.C. NO. 1
 ORIGINAL PAGE 23-111

EFFECTIVE: JANUARY 23, 2001

ACCESS SERVICE (N)

23 - Metropolitan Statistical Area Access Services (Cont'd) (N)

23.5 Rates and Charges (Cont'd) (N)

23.5.2 BellSouth SPA Service (N)

23.5.2.9 High Capacity (a.k.a. BellSouth SPA High Capacity) Service (Cont'd) (N)

ALL STATES (Cont'd) (N)

(A) Local Channel (Per Local Channel) (Cont'd) (N)

(3) LightGate service (a.k.a. BellSouth SPA Point to Point Network) Local
 Systems (Includes first one-half air mile) (Cont'd) (N)

(r) LightGate OC-192 service (a.k.a. BellSouth SPA Point to Point Network)
 OC-192 capacity) System (Cont'd) (N)

Per System (Cont'd) (N)

| Zone 3 | Month to Month Rates | USOC | (N) |
|----------------|-------------------------------|-------|-----|
| <u>States</u> | | | (N) |
| Alabama | \$26000.00 | HFST2 | (N) |
| Florida | \$26000.00 | HFST2 | (N) |
| Georgia | \$26000.00 | HFST2 | (N) |
| Kentucky | \$26000.00 | HFST2 | (N) |
| Louisiana | \$26000.00 | HFST2 | (N) |
| Mississippi | \$26000.00 | HFST2 | (N) |
| North Carolina | \$26000.00 | HFST2 | (N) |
| South Carolina | \$26000.00 | HFST2 | (N) |
| Tennessee | \$26000.00 | HFST2 | (N) |

BELLSOUTH TELECOMMUNICATIONS, INC.
 BY: Operations Manager - Pricing
 29657, 675 W. Peachtree St., N.E.
 Atlanta, Georgia 30375
 ISSUED: OCTOBER 31, 2001

TARIFF F.C.C. NO. 1
 1ST REVISED PAGE 23-112
 CANCELS ORIGINAL PAGE 23-112

EFFECTIVE: NOVEMBER 1, 2001

ACCESS SERVICE

23 – Metropolitan Statistical Area Access Services (Cont'd)

23.5 Rates and Charges (Cont'd)

23.5.2 BellSouth SPA Service

23.5.2.9 High Capacity (a.k.a. BellSouth SPA High Capacity) Service (Cont'd)

ALL STATES (Cont'd)

(A) Local Channel (Per Local Channel)

(3) LightGate service (a.k.a. BellSouth SPA Point to Point Network) Local Channel Systems (Includes first one-half air mile) (Cont'd)

(s) LightGate (a.k.a. BellSouth SPA Point to Point Network) Synchronous System service Channel Interfaces

| | <u>Non- Recurring Charge</u> | <u>Month to Month Rates</u> | <u>USOC</u> |
|--|--------------------------------------|---|-------------|
| <u>Central Office Channel Interfaces</u> | | | |
| Per DS1 | \$ 170.00 | \$ 24.00 | 1PQE8 |
| Per DS3 | \$ 180.00 | \$ 115.00 | 1PQEC |
| Per STS-1 | \$ 200.00 | \$ 175.00 | 1PQE4 |
| Per OC-3 (2 Fiber) | \$ 200.00 | \$ 240.00 | 1PQE5 |
| (4 Fiber) | \$ 200.00 | \$ 425.00 | 1PQE6 |
| Per OC-12 (2 Fiber) | \$ 360.00 | \$ 640.00 | 1PQEE |
| (4 Fiber) | \$ 400.00 | \$1280.00 | 1PQED |
| Per OC-48 (2 Fiber) | \$ 500.00 | \$ 1600.00 | 1PQEO |
| (4 Fiber) | \$ 500.00 | \$ 3200.00 | 1PQEF |
| Per 28 DS1 Channel System | \$ 290.00 | \$ 600.00 (I) | MQ3C0 |
| Per DS1 | \$ 170.00 | \$ 15.00 (I) | 1PQEA |
| Per STS-1 Channel System | \$ 350.00 | \$ 600.00 (I) | 1PQE7 |
| Per OC-3 Channel System | \$ 290.00 | \$1325.00 | 1PQE9 |
| Per OC-12 Channel System | \$ 300.00 | \$2650.00 | 1PQ12 |
| Per OC-48 Channel System | \$ 300.00 | \$5490.00 | 1PQ48 |

EFFECTIVE: JANUARY 23, 2001

ACCESS SERVICE

(N)

23 - Metropolitan Statistical Area Access Services (Cont'd)

(N)

23.5 Rates and Charges (Cont'd)

(N)

23.5.2 BellSouth SPA Service

(N)

23.5.2.9 High Capacity (a.k.a. BellSouth SPA High Capacity) Service (Cont'd)

(N)

ALL STATES (Cont'd)

(N)

(A) Local Channel (Per Local Channel) (Cont'd)

(N)

(3) LightGate service (a.k.a. BellSouth SPA Point to Point Network) Local Channel Systems (Includes first one-half air mile) (Cont'd)

(N)

(s) LightGate service (a.k.a. BellSouth SPA Point to Point Network) Synchronous System service Channel Interfaces (Cont'd)

(N)

(N)

| <u>Customer Channel Interfaces</u> | <u>Non-Recurring Charge</u> | <u>Month to Month Rates</u> | <u>USOC</u> | (N) |
|------------------------------------|-----------------------------|-----------------------------|-------------|-----|
| Per DS1 | \$ 170.00 | \$ 30.00 | 1PQF1 | (N) |
| Per DS3 | \$ 235.00 | \$ 230.00 | 1PQF3 | (N) |
| Per STS-1 | \$ 260.00 | \$ 240.00 | 1PQF4 | (N) |
| Per OC-3 (2 Fiber) | \$ 235.00 | \$ 240.00 | 1PQF5 | (N) |
| (4 Fiber) | \$ 235.00 | \$ 475.00 | 1PQF6 | (N) |
| Per OC-12 (2 Fiber) | \$ 275.00 | \$ 715.00 | 1PQF8 | (N) |
| (4 Fiber) | \$ 275.00 | \$1430.00 | 1PQF7 | (N) |
| Per OC-48 (2 Fiber) | \$ 350.00 | \$1600.00 | 1PQF2 | (N) |
| (4 Fiber) | \$ 350.00 | \$3200.00 | 1PQF0 | (N) |

EFFECTIVE: JANUARY 23, 2001

ACCESS SERVICE

(N)

23 - Metropolitan Statistical Area Access Services (Cont'd)

(N)

23.5 Rates and Charges (Cont'd)

(N)

23.5.2 BellSouth SPA Service

(N)

23.5.2.9 High Capacity (a.k.a. BellSouth SPA High Capacity) Service (Cont'd)

(N)

ALL STATES (Cont'd)

(N)

(A) Local Channel (Per Local Channel) (Cont'd)

(N)

(3) LightGate service (a.k.a. BellSouth Point to Point Network) Local
Channel Systems (Includes first one-half air mile) (Cont'd)

(N)

(N)

(N)

(t) Local channel mileage rates (for all LightGate service a.k.a.
BellSouth SPA Point to Point Network local channel systems)

(N)

(N)

Each Additional system one-half air mile

(N)

Zone 1

Month
to
Month
Rates

(N)

(N)

(N)

(N)

USOC

States

(N)

Alabama

\$225.00

1LPEA

(N)

Florida

\$225.00

1LPEA

(N)

Georgia

\$225.00

1LPEA

(N)

Kentucky

\$225.00

1LPEA

(N)

Louisiana

\$225.00

1LPEA

(N)

Mississippi

\$225.00

1LPEA

(N)

North Carolina

\$225.00

1LPEA

(N)

South Carolina

\$225.00

1LPEA

(N)

Tennessee

\$225.00

1LPEA

(N)

Zone 2

Month
to
Month
Rates

(N)

(N)

(N)

(N)

USOC

States

(N)

Alabama

\$225.00

1LPEA

(N)

Florida

\$225.00

1LPEA

(N)

Georgia

\$225.00

1LPEA

(N)

Kentucky

\$225.00

1LPEA

(N)

Louisiana

\$225.00

1LPEA

(N)

Mississippi

\$225.00

1LPEA

(N)

North Carolina

\$225.00

1LPEA

(N)

South Carolina

\$225.00

1LPEA

(N)

Tennessee

\$225.00

1LPEA

(N)

BELLSOUTH TELECOMMUNICATIONS, INC.
BY: Operations Manager - Pricing
29G57, 675 W. Peachtree St., N.E.
Atlanta, Georgia 30375
ISSUED: JANUARY 22, 2001

TARIFF F.C.C. NO. 1
ORIGINAL PAGE 23-115

EFFECTIVE: JANUARY 23, 2001

ACCESS SERVICE

(N)

23 - Metropolitan Statistical Area Access Services (Cont'd)

(N)

23.5 Rates and Charges (Cont'd)

(N)

23.5.2 BellSouth SPA Service

(N)

23.5.2.9 High Capacity (a.k.a. BellSouth SPA High Capacity) Service (Cont'd)

(N)

ALL STATES (Cont'd)

(N)

(A) Local Channel (Per Local Channel) (Cont'd)

(N)

(3) LightGate service (a.k.a. BellSouth Point to Point Network) Local
Channel Systems (Includes first one-half air mile) (Cont'd)

(N)

(N)

(t) Local channel mileage rates (for all LightGate service a.k.a.
BellSouth SPA Point to Point Network local channel systems)

(N)

(N)

Each Additional system one-half air mile (Cont'd)

(N)

(N)

Zone 3

Month
to
Month
Rates

(N)

(N)

(N)

(N)

USOC

States

(N)

Alabama

\$225.00

1LPEA

(N)

Florida

\$225.00

1LPEA

(N)

Georgia

\$225.00

1LPEA

(N)

Kentucky

\$225.00

1LPEA

(N)

Louisiana

\$225.00

1LPEA

(N)

Mississippi

\$225.00

1LPEA

(N)

North Carolina

\$225.00

1LPEA

(N)

South Carolina

\$225.00

1LPEA

(N)

Tennessee

\$225.00

1LPEA

(N)

BELLSOUTH TELECOMMUNICATIONS, INC.
 BY: Operations Manager - Pricing
 29G57, 675 W. Peachtree St., N.E.
 Atlanta, Georgia 30375
 ISSUED: JANUARY 22, 2001

TARIFF F.C.C. NO. 1
 ORIGINAL PAGE 23-116

EFFECTIVE: JANUARY 23, 2001

ACCESS SERVICE

(N)

23 - Metropolitan Statistical Area Access Services (Cont'd)

(N)

23.5 Rates and Charges (Cont'd)

(N)

23.5.2 BellSouth SPA Service

(N)

23.5.2.9 High Capacity (a.k.a. BellSouth SPA High Capacity) Service (Cont'd)

(N)

ALL STATES (Cont'd)

(N)

(A) Local Channel (Per Local Channel) (Cont'd)

(N)

(3) LightGate service (a.k.a. BellSouth Point to Point Network) Local
 Channel Systems (Includes first one-half air mile) (Cont'd)

(N)

(N)

(u) Separate Alternate Facility Transport (SAFT) local channel
 protection mileage (for all LightGate service (a.k.a. BellSouth SPA
 Point to Point Network) local channel systems)

(N)

(N)

(N)

(N)

| | <u>Non- Recurring Charge</u> | <u>Month to Month Rates</u> | <u>USOC</u> |
|--|--------------------------------------|---|-------------|
|--|--------------------------------------|---|-------------|

(N)

(N)

(N)

(N)

- SAFT Level I
 Per system

\$ 770.00

1L8EA

(N)

(N)

Per system
 one-half
 air mile

\$ 175.00

1L8EA

(N)

(N)

(N)

(N)

- SAFT Level II
 Per system

\$ 770.00

1L8EP

(N)

(N)

Per system
 one-half
 air mile

\$2000.00

1L8EP

(N)

(N)

(N)

(N)

EFFECTIVE: JANUARY 23, 2001

ACCESS SERVICE

(N)

23 – Metropolitan Statistical Area Access Services (Cont'd)

(N)

23.5 Rates and Charges (Cont'd)

(N)

23.5.2 BellSouth SPA Service

(N)

23.5.2.9 High Capacity (a.k.a. BellSouth SPA High Capacity) Service (Cont'd)

(N)

ALL STATES (Cont'd)

(N)

(A) Local Channel (Per Local Channel) (Cont'd)

(N)

(3) LightGate services (a.k.a. BellSouth SPA Point to Point Network)
 Local channel Systems (Includes first one-half air mile) (Cont'd)

(N)

(N)

(v) LightGate 1 service (a.k.a. BellSouth SPA Point to Point
 Network 1 DS3 Capacity) System (Cont'd)

(N)

(N)

Per System

(N)

Zone 1

Transport Payment Plan Rates

(N)

Plan A Plan B Plan C

(N)

12 to 36 37 to 60 61 to 96

(N)

Months Months Months

(N)

USOC

Per Month Rates

(N)

States

(N)

Alabama

\$1590.00

\$1440.00

\$1290.00

HFSC7

(N)

Florida

\$1590.00

\$1440.00

\$1290.00

HFSC7

(N)

Georgia

\$1590.00

\$1440.00

\$1290.00

HFSC7

(N)

Kentucky

\$1590.00

\$1440.00

\$1290.00

HFSC7

(N)

Louisiana

\$1590.00

\$1440.00

\$1290.00

HFSC7

(N)

Mississippi

\$1590.00

\$1440.00

\$1290.00

HFSC7

(N)

North Carolina

\$1590.00

\$1440.00

\$1290.00

HFSC7

(N)

South Carolina

\$1590.00

\$1440.00

\$1290.00

HFSC7

(N)

Tennessee

\$1590.00

\$1440.00

\$1290.00

HFSC7

(N)

Zone 2

Transport Payment Plan Rates

(N)

Plan A Plan B Plan C

(N)

12 to 36 37 to 60 61 to 96

(N)

Months Months Months

(N)

USOC

Per Month Rates

(N)

States

(N)

Alabama

\$1590.00

\$1440.00

\$1290.00

HFSC7

(N)

Florida

\$1590.00

\$1440.00

\$1290.00

HFSC7

(N)

Georgia

\$1590.00

\$1440.00

\$1290.00

HFSC7

(N)

Kentucky

\$1590.00

\$1440.00

\$1290.00

HFSC7

(N)

Louisiana

\$1590.00

\$1440.00

\$1290.00

HFSC7

(N)

Mississippi

\$1590.00

\$1440.00

\$1290.00

HFSC7

(N)

North Carolina

\$1590.00

\$1440.00

\$1290.00

HFSC7

(N)

South Carolina

\$1590.00

\$1440.00

\$1290.00

HFSC7

(N)

Tennessee

\$1590.00

\$1440.00

\$1290.00

HFSC7

(N)

EFFECTIVE: JANUARY 23, 2001

ACCESS SERVICE

23 – Metropolitan Statistical Area Access Services (Cont'd)

23.5 Rates and Charges (Cont'd)

23.5.2 BellSouth SPA Service

23.5.2.9 High Capacity a.k.a. BellSouth SPA High Capacity) Service (Cont'd)

ALL STATES (Cont'd)

(A) Local Channel (Per Local Channel) (Cont'd)

(3) LightGate services (a.k.a. BellSouth SPA Point to Point Network)
 Local channel Systems (Includes first one-half air mile) (Cont'd)

(v) LightGate 1 service (a.k.a. BellSouth SPA Point to Point
 Network 1 DS3 Capacity) System (Cont'd)

Per System (Cont'd)

| Zone 3 | Transport Payment Plan Rates | | | USOC |
|----------------|------------------------------|-----------|-----------|-------|
| | Plan A | Plan B | Plan C | |
| | 12 to 36 | 37 to 60 | 61 to 96 | |
| | Months | Months | Months | |
| | Per Month Rates | | | |
| <u>States</u> | | | | |
| Alabama | \$1590.00 | \$1440.00 | \$1290.00 | HFSC7 |
| Florida | \$1590.00 | \$1440.00 | \$1290.00 | HFSC7 |
| Georgia | \$1590.00 | \$1440.00 | \$1290.00 | HFSC7 |
| Kentucky | \$1590.00 | \$1440.00 | \$1290.00 | HFSC7 |
| Louisiana | \$1590.00 | \$1440.00 | \$1290.00 | HFSC7 |
| Mississippi | \$1590.00 | \$1440.00 | \$1290.00 | HFSC7 |
| North Carolina | \$1590.00 | \$1440.00 | \$1290.00 | HFSC7 |
| South Carolina | \$1590.00 | \$1440.00 | \$1290.00 | HFSC7 |
| Tennessee | \$1590.00 | \$1440.00 | \$1290.00 | HFSC7 |

(w) LightGate 2 service (a.k.a. BellSouth SPA Point to Point
 Network 3 DS3 Capacity) System

Per System

| Zone 1 | Transport Payment Plan Rates | | | USOC |
|----------------|------------------------------|-----------|-----------|-------|
| | Plan A | Plan B | Plan C | |
| | 12 to 36 | 37 to 60 | 61 to 96 | |
| | Months | Months | Months | |
| | Per Month Rates | | | |
| <u>States</u> | | | | |
| Alabama | \$3190.00 | \$2890.00 | \$2590.00 | HFSCE |
| Florida | \$3190.00 | \$2890.00 | \$2590.00 | HFSCE |
| Georgia | \$3190.00 | \$2890.00 | \$2590.00 | HFSCE |
| Kentucky | \$3190.00 | \$2890.00 | \$2590.00 | HFSCE |
| Louisiana | \$3190.00 | \$2890.00 | \$2590.00 | HFSCE |
| Mississippi | \$3190.00 | \$2890.00 | \$2590.00 | HFSCE |
| North Carolina | \$3190.00 | \$2890.00 | \$2590.00 | HFSCE |
| South Carolina | \$3190.00 | \$2890.00 | \$2590.00 | HFSCE |
| Tennessee | \$3190.00 | \$2890.00 | \$2590.00 | HFSCE |

EFFECTIVE: JANUARY 23, 2001

ACCESS SERVICE

- 23 – Metropolitan Statistical Area Access Services (Cont'd) (N)
- 23.5 Rates and Charges (Cont'd) (N)
- 23.5.2 BellSouth SPA Service (N)
- 23.5.2.9 High Capacity (a.k.a. BellSouth SPA High Capacity) Service (Cont'd) (N)
- ALL STATES (Cont'd) (N)
- (A) Local Channel (Per Local Channel) (Cont'd) (N)
- (3) LightGate services (a.k.a. BellSouth SPA Point to Point Network)
 Local channel Systems (Includes first one-half air mile) (Cont'd) (N)
- (w) LightGate 2 service (a.k.a. BellSouth SPA Point to Point
 Network 3 DS3 Capacity) System (Cont'd) (N)
- Per System (Cont'd) (N)

Zone 2

| Transport Payment Plan Rates | | |
|------------------------------|----------|----------|
| Plan A | Plan B | Plan C |
| 12 to 36 | 37 to 60 | 61 to 96 |
| Months | Months | Months |
| Per Month Rates | | |

USOC

States

| | | | | |
|----------------|-----------|-----------|-----------|-------|
| Alabama | \$3190.00 | \$2890.00 | \$2590.00 | HFSCE |
| Florida | \$3190.00 | \$2890.00 | \$2590.00 | HFSCE |
| Georgia | \$3190.00 | \$2890.00 | \$2590.00 | HFSCE |
| Kentucky | \$3190.00 | \$2890.00 | \$2590.00 | HFSCE |
| Louisiana | \$3190.00 | \$2890.00 | \$2590.00 | HFSCE |
| Mississippi | \$3190.00 | \$2890.00 | \$2590.00 | HFSCE |
| North Carolina | \$3190.00 | \$2890.00 | \$2590.00 | HFSCE |
| South Carolina | \$3190.00 | \$2890.00 | \$2590.00 | HFSCE |
| Tennessee | \$3190.00 | \$2890.00 | \$2590.00 | HFSCE |

Zone 3

| Transport Payment Plan Rates | | |
|------------------------------|----------|----------|
| Plan A | Plan B | Plan C |
| 12 to 36 | 37 to 60 | 61 to 96 |
| Months | Months | Months |
| Per Month Rates | | |

USOC

States

| | | | | |
|----------------|-----------|-----------|-----------|-------|
| Alabama | \$3190.00 | \$2890.00 | \$2590.00 | HFSCE |
| Florida | \$3190.00 | \$2890.00 | \$2590.00 | HFSCE |
| Georgia | \$3190.00 | \$2890.00 | \$2590.00 | HFSCE |
| Kentucky | \$3190.00 | \$2890.00 | \$2590.00 | HFSCE |
| Louisiana | \$3190.00 | \$2890.00 | \$2590.00 | HFSCE |
| Mississippi | \$3190.00 | \$2890.00 | \$2590.00 | HFSCE |
| North Carolina | \$3190.00 | \$2890.00 | \$2590.00 | HFSCE |
| South Carolina | \$3190.00 | \$2890.00 | \$2590.00 | HFSCE |
| Tennessee | \$3190.00 | \$2890.00 | \$2590.00 | HFSCE |

EFFECTIVE: JANUARY 23, 2001

ACCESS SERVICE

- 23 - Metropolitan Statistical Area Access Services (Cont'd) (N)
- 23.5 Rates and Charges (Cont'd) (N)
- 23.5.2 BellSouth SPA Service (N)
- 23.5.2.9 High Capacity (a.k.a. BellSouth SPA High Capacity) Service (Cont'd) (N)
- ALL STATES (Cont'd) (N)
- (A) Local Channel (Per Local Channel) (Cont'd) (N)
- (3) LightGate services (a.k.a. BellSouth SPA Point to Point Network)
 Local channel Systems (Includes first one-half air mile) (Cont'd) (N)
- (x) LightGate 2 service (a.k.a. BellSouth SPA Point to Point
 Network 3 DS3 Capacity) System (Cont'd) (N)

Per System with Optical Customer Termination (N)

| Zone 1 | <u>Transport Payment Plan Rates</u> | | | <u>USOC</u> |
|--------|-------------------------------------|-----------------|-----------------|-------------|
| | <u>Plan A</u> | <u>Plan B</u> | <u>Plan C</u> | |
| | <u>12 to 36</u> | <u>37 to 60</u> | <u>61 to 96</u> | |
| | <u>Months</u> | <u>Months</u> | <u>Months</u> | |
| | <u>Per Month Rates</u> | | | |

| <u>States</u> | | | | | |
|----------------|-----------|-----------|-----------|-------|-----|
| Alabama | \$2720.00 | \$2480.00 | \$2240.00 | HFSL2 | (N) |
| Florida | \$2720.00 | \$2480.00 | \$2240.00 | HFSL2 | (N) |
| Georgia | \$2720.00 | \$2480.00 | \$2240.00 | HFSL2 | (N) |
| Kentucky | \$2720.00 | \$2480.00 | \$2240.00 | HFSL2 | (N) |
| Louisiana | \$2720.00 | \$2480.00 | \$2240.00 | HFSL2 | (N) |
| Mississippi | \$2720.00 | \$2480.00 | \$2240.00 | HFSL2 | (N) |
| North Carolina | \$2720.00 | \$2480.00 | \$2240.00 | HFSL2 | (N) |
| South Carolina | \$2720.00 | \$2480.00 | \$2240.00 | HFSL2 | (N) |
| Tennessee | \$2720.00 | \$2480.00 | \$2240.00 | HFSL2 | (N) |

| Zone 2 | <u>Transport Payment Plan Rates</u> | | | <u>USOC</u> |
|--------|-------------------------------------|-----------------|-----------------|-------------|
| | <u>Plan A</u> | <u>Plan B</u> | <u>Plan C</u> | |
| | <u>12 to 36</u> | <u>37 to 60</u> | <u>61 to 96</u> | |
| | <u>Months</u> | <u>Months</u> | <u>Months</u> | |
| | <u>Per Month Rates</u> | | | |

| <u>States</u> | | | | | |
|----------------|-----------|-----------|-----------|-------|-----|
| Alabama | \$2720.00 | \$2480.00 | \$2240.00 | HFSL2 | (N) |
| Florida | \$2720.00 | \$2480.00 | \$2240.00 | HFSL2 | (N) |
| Georgia | \$2720.00 | \$2480.00 | \$2240.00 | HFSL2 | (N) |
| Kentucky | \$2720.00 | \$2480.00 | \$2240.00 | HFSL2 | (N) |
| Louisiana | \$2720.00 | \$2480.00 | \$2240.00 | HFSL2 | (N) |
| Mississippi | \$2720.00 | \$2480.00 | \$2240.00 | HFSL2 | (N) |
| North Carolina | \$2720.00 | \$2480.00 | \$2240.00 | HFSL2 | (N) |
| South Carolina | \$2720.00 | \$2480.00 | \$2240.00 | HFSL2 | (N) |
| Tennessee | \$2720.00 | \$2480.00 | \$2240.00 | HFSL2 | (N) |

EFFECTIVE: JANUARY 23, 2001

ACCESS SERVICE

(N)

23 – Metropolitan Statistical Area Access Services (Cont'd)

(N)

23.5 Rates and Charges (Cont'd)

(N)

23.5.2 BellSouth SPA Service

(N)

23.5.2.9 High Capacity (a.k.a. BellSouth SPA High Capacity) Service (Cont'd)

(N)

ALL STATES (Cont'd)

(N)

(A) Local Channel (Per Local Channel) (Cont'd)

(N)

(3) LightGate services (a.k.a. BellSouth SPA Point to Point Network)
 Local channel Systems (Includes first one-half air mile) (Cont'd)

(N)

(N)

(x) LightGate 2 service (a.k.a. BellSouth SPA Point to Point
 Network 3 DS3 Capacity) System (Cont'd)

(N)

(N)

Per System with Optical Customer Termination (Cont'd)

(N)

Zone 3

| Transport Payment Plan Rates | | |
|------------------------------|----------|----------|
| Plan A | Plan B | Plan C |
| 12 to 36 | 37 to 60 | 61 to 96 |
| Months | Months | Months |
| Per Month Rates | | |

USOC

States

| | | | | |
|----------------|-----------|-----------|-----------|-------|
| Alabama | \$2720.00 | \$2480.00 | \$2240.00 | HFSL2 |
| Florida | \$2720.00 | \$2480.00 | \$2240.00 | HFSL2 |
| Georgia | \$2720.00 | \$2480.00 | \$2240.00 | HFSL2 |
| Kentucky | \$2720.00 | \$2480.00 | \$2240.00 | HFSL2 |
| Louisiana | \$2720.00 | \$2480.00 | \$2240.00 | HFSL2 |
| Mississippi | \$2720.00 | \$2480.00 | \$2240.00 | HFSL2 |
| North Carolina | \$2720.00 | \$2480.00 | \$2240.00 | HFSL2 |
| South Carolina | \$2720.00 | \$2480.00 | \$2240.00 | HFSL2 |
| Tennessee | \$2720.00 | \$2480.00 | \$2240.00 | HFSL2 |

(y) LightGate 3 service (a.k.a. BellSouth SPA Point to Point
 Network 12 DS3 Capacity) System

(N)

(N)

Per System

(N)

Zone 1

| Transport Payment Plan Rates | | |
|------------------------------|----------|----------|
| Plan A | Plan B | Plan C |
| 12 to 36 | 37 to 60 | 61 to 96 |
| Months | Months | Months |
| Per Month Rates | | |

USOC

States

| | | | | |
|----------------|-----------|-----------|-----------|-------|
| Alabama | \$5140.00 | \$4690.00 | \$4240.00 | HFSCG |
| Florida | \$5140.00 | \$4690.00 | \$4240.00 | HFSCG |
| Georgia | \$5140.00 | \$4690.00 | \$4240.00 | HFSCG |
| Kentucky | \$5140.00 | \$4690.00 | \$4240.00 | HFSCG |
| Louisiana | \$5140.00 | \$4690.00 | \$4240.00 | HFSCG |
| Mississippi | \$5140.00 | \$4690.00 | \$4240.00 | HFSCG |
| North Carolina | \$5140.00 | \$4690.00 | \$4240.00 | HFSCG |
| South Carolina | \$5140.00 | \$4690.00 | \$4240.00 | HFSCG |
| Tennessee | \$5140.00 | \$4690.00 | \$4240.00 | HFSCG |

EFFECTIVE: JANUARY 23, 2001

ACCESS SERVICE

23 – Metropolitan Statistical Area Access Services (Cont'd) (N)

23.5 Rates and Charges (Cont'd) (N)

23.5.2 BellSouth SPA Service (N)

23.5.2.9 High Capacity (a.k.a. BellSouth SPA High Capacity) Service (Cont'd) (N)

ALL STATES (Cont'd) (N)

(A) Local Channel (Per Local Channel) (Cont'd) (N)

(3) LightGate services (a.k.a. BellSouth SPA Point to Point Network)
 Local channel Systems (Includes first one-half air mile) (Cont'd) (N)

(y) LightGate 3 service (a.k.a. BellSouth SPA Point to Point
 Network 12 DS3 Capacity) System (Cont'd) (N)

Per System (Cont'd) (N)

Zone 2

| <u>Transport Payment Plan Rates</u> | | | <u>USOC</u> | (N) |
|-------------------------------------|---------------|---------------|-------------|-----|
| <u>Plan A</u> | <u>Plan B</u> | <u>Plan C</u> | | (N) |
| 12 to 36 | 37 to 60 | 61 to 96 | | (N) |
| <u>Months</u> | <u>Months</u> | <u>Months</u> | | (N) |
| <u>Per Month Rates</u> | | | | (N) |

States

| | | | | | |
|----------------|-----------|-----------|-----------|-------|-----|
| Alabama | \$5140.00 | \$4690.00 | \$4240.00 | HFSCG | (N) |
| Florida | \$5140.00 | \$4690.00 | \$4240.00 | HFSCG | (N) |
| Georgia | \$5140.00 | \$4690.00 | \$4240.00 | HFSCG | (N) |
| Kentucky | \$5140.00 | \$4690.00 | \$4240.00 | HFSCG | (N) |
| Louisiana | \$5140.00 | \$4690.00 | \$4240.00 | HFSCG | (N) |
| Mississippi | \$5140.00 | \$4690.00 | \$4240.00 | HFSCG | (N) |
| North Carolina | \$5140.00 | \$4690.00 | \$4240.00 | HFSCG | (N) |
| South Carolina | \$5140.00 | \$4690.00 | \$4240.00 | HFSCG | (N) |
| Tennessee | \$5140.00 | \$4690.00 | \$4240.00 | HFSCG | (N) |

Zone 3

| <u>Transport Payment Plan Rates</u> | | | <u>USOC</u> | (N) |
|-------------------------------------|---------------|---------------|-------------|-----|
| <u>Plan A</u> | <u>Plan B</u> | <u>Plan C</u> | | (N) |
| 12 to 36 | 37 to 60 | 61 to 96 | | (N) |
| <u>Months</u> | <u>Months</u> | <u>Months</u> | | (N) |
| <u>Per Month Rates</u> | | | | (N) |

States

| | | | | | |
|----------------|-----------|-----------|-----------|-------|-----|
| Alabama | \$5140.00 | \$4690.00 | \$4240.00 | HFSCG | (N) |
| Florida | \$5140.00 | \$4690.00 | \$4240.00 | HFSCG | (N) |
| Georgia | \$5140.00 | \$4690.00 | \$4240.00 | HFSCG | (N) |
| Kentucky | \$5140.00 | \$4690.00 | \$4240.00 | HFSCG | (N) |
| Louisiana | \$5140.00 | \$4690.00 | \$4240.00 | HFSCG | (N) |
| Mississippi | \$5140.00 | \$4690.00 | \$4240.00 | HFSCG | (N) |
| North Carolina | \$5140.00 | \$4690.00 | \$4240.00 | HFSCG | (N) |
| South Carolina | \$5140.00 | \$4690.00 | \$4240.00 | HFSCG | (N) |
| Tennessee | \$5140.00 | \$4690.00 | \$4240.00 | HFSCG | (N) |

EFFECTIVE: JANUARY 23, 2001

ACCESS SERVICE

(N)

23 - Metropolitan Statistical Area Access Services (Cont'd)

(N)

23.5 Rates and Charges (Cont'd)

(N)

23.5.2 BellSouth SPA Service

(N)

23.5.2.9 High Capacity (a.k.a. BellSouth SPA High Capacity) Service (Cont'd)

(N)

ALL STATES (Cont'd)

(N)

(A) Local Channel (Per Local Channel) (Cont'd)

(N)

(3) LightGate services (a.k.a. BellSouth SPA Point to Point Network)
 Local channel Systems (Includes first one-half air mile) (Cont'd)

(N)

(N)

(z) LightGate 3 service (a.k.a. BellSouth SPA Point to Point
 Network 12 DS3 Capacity) System (Cont'd)

(N)

(N)

Per System with Optical Customer Termination

(N)

Zone 1

Transport Payment Plan Rates

(N)

Plan A Plan B Plan C
 12 to 36 37 to 60 61 to 96

(N)

(N)

Months Months Months

USOC

(N)

Per Month Rates

(N)

States

(N)

| | | | | |
|----------------|-----------|-----------|-----------|-------|
| Alabama | \$4380.00 | \$4000.00 | \$3600.00 | HFSL3 |
| Florida | \$4380.00 | \$4000.00 | \$3600.00 | HFSL3 |
| Georgia | \$4380.00 | \$4000.00 | \$3600.00 | HFSL3 |
| Kentucky | \$4380.00 | \$4000.00 | \$3600.00 | HFSL3 |
| Louisiana | \$4380.00 | \$4000.00 | \$3600.00 | HFSL3 |
| Mississippi | \$4380.00 | \$4000.00 | \$3600.00 | HFSL3 |
| North Carolina | \$4380.00 | \$4000.00 | \$3600.00 | HFSL3 |
| South Carolina | \$4380.00 | \$4000.00 | \$3600.00 | HFSL3 |
| Tennessee | \$4380.00 | \$4000.00 | \$3600.00 | HFSL3 |

(N)

(N)

(N)

(N)

(N)

(N)

(N)

(N)

(N)

Zone 2

Transport Payment Plan Rates

(N)

Plan A Plan B Plan C
 12 to 36 37 to 60 61 to 96

(N)

(N)

Months Months Months

USOC

(N)

Per Month Rates

(N)

States

(N)

| | | | | |
|----------------|-----------|-----------|-----------|-------|
| Alabama | \$4380.00 | \$4000.00 | \$3600.00 | HFSL3 |
| Florida | \$4380.00 | \$4000.00 | \$3600.00 | HFSL3 |
| Georgia | \$4380.00 | \$4000.00 | \$3600.00 | HFSL3 |
| Kentucky | \$4380.00 | \$4000.00 | \$3600.00 | HFSL3 |
| Louisiana | \$4380.00 | \$4000.00 | \$3600.00 | HFSL3 |
| Mississippi | \$4380.00 | \$4000.00 | \$3600.00 | HFSL3 |
| North Carolina | \$4380.00 | \$4000.00 | \$3600.00 | HFSL3 |
| South Carolina | \$4380.00 | \$4000.00 | \$3600.00 | HFSL3 |
| Tennessee | \$4380.00 | \$4000.00 | \$3600.00 | HFSL3 |

(N)

(N)

(N)

(N)

(N)

(N)

(N)

(N)

(N)

EFFECTIVE: JANUARY 23, 2001

ACCESS SERVICE

(N)

23 – Metropolitan Statistical Area Access Services (Cont'd)

(N)

23.5 Rates and Charges (Cont'd)

23.5.2 BellSouth SPA Service

(N)

23.5.2.9 High Capacity (a.k.a. BellSouth SPA High Capacity) Service (Cont'd)

(N)

ALL STATES (Cont'd)

(N)

(A) Local Channel (Per Local Channel) (Cont'd)

(N)

(3) LightGate services (a.k.a. BellSouth SPA Point to Point Network)
 Local channel Systems (Includes first one-half air mile) (Cont'd)

(N)

(N)

(z) LightGate 3 service (a.k.a. BellSouth SPA Point to Point
 Network 12 DS3 Capacity) System (Cont'd)

(N)

(N)

Per System with Optical Customer Termination (Cont'd)

(N)

Zone 3

| Transport Payment Plan Rates | | |
|------------------------------|---------------|---------------|
| Plan A | Plan B | Plan C |
| 12 to 36 | 37 to 60 | 61 to 96 |
| <u>Months</u> | <u>Months</u> | <u>Months</u> |
| <u>Per Month Rates</u> | | |

(N)

(N)

(N)

(N)

(N)

States

| | | | | |
|----------------|-----------|-----------|-----------|-------|
| Alabama | \$4380.00 | \$4000.00 | \$3600.00 | HFSL3 |
| Florida | \$4380.00 | \$4000.00 | \$3600.00 | HFSL3 |
| Georgia | \$4380.00 | \$4000.00 | \$3600.00 | HFSL3 |
| Kentucky | \$4380.00 | \$4000.00 | \$3600.00 | HFSL3 |
| Louisiana | \$4380.00 | \$4000.00 | \$3600.00 | HFSL3 |
| Mississippi | \$4380.00 | \$4000.00 | \$3600.00 | HFSL3 |
| North Carolina | \$4380.00 | \$4000.00 | \$3600.00 | HFSL3 |
| South Carolina | \$4380.00 | \$4000.00 | \$3600.00 | HFSL3 |
| Tennessee | \$4380.00 | \$4000.00 | \$3600.00 | HFSL3 |

(N)

(N)

(N)

(N)

(N)

(N)

(N)

(N)

(N)

(aa) LightGate 4 service (a.k.a. BellSouth SPA Point to Point Network
 24 DS3 Capacity) System

(N)

(N)

Per System

(N)

Zone 1

| Transport Payment Plan Rates | | |
|------------------------------|---------------|---------------|
| Plan A | Plan B | Plan C |
| 12 to 36 | 37 to 60 | 61 to 96 |
| <u>Months</u> | <u>Months</u> | <u>Months</u> |
| Per Month Rates | | |

(N)

(N)

(N)

(N)

(N)

States

| | | | | |
|----------------|-----------|-----------|-----------|-------|
| Alabama | \$8790.00 | \$7990.00 | \$7190.00 | HFSCJ |
| Florida | \$8790.00 | \$7990.00 | \$7190.00 | HFSCJ |
| Georgia | \$8790.00 | \$7990.00 | \$7190.00 | HFSCJ |
| Kentucky | \$8790.00 | \$7990.00 | \$7190.00 | HFSCJ |
| Louisiana | \$8790.00 | \$7990.00 | \$7190.00 | HFSCJ |
| Mississippi | \$8790.00 | \$7990.00 | \$7190.00 | HFSCJ |
| North Carolina | \$8790.00 | \$7990.00 | \$7190.00 | HFSCJ |
| South Carolina | \$8790.00 | \$7990.00 | \$7190.00 | HFSCJ |
| Tennessee | \$8790.00 | \$7990.00 | \$7190.00 | HFSCJ |

(N)

(N)

(N)

(N)

(N)

(N)

(N)

(N)

(N)

EFFECTIVE: JANUARY 23, 2001

ACCESS SERVICE

(N)

23 – Metropolitan Statistical Area Access Services (Cont'd)

(N)

23.5 Rates and Charges (Cont'd)

(N)

23.5.2 BellSouth SPA Service

(N)

23.5.2.9 High Capacity (a.k.a. BellSouth SPA High Capacity) Service (Cont'd)

(N)

ALL STATES (Cont'd)

(N)

(A) Local Channel (Per Local Channel) (Cont'd)

(N)

(3) LightGate services (a.k.a. BellSouth SPA Point to Point Network)
 Local channel Systems (Includes first one-half air mile) (Cont'd)

(N)

(N)

(aa) LightGate 4 service (a.k.a. BellSouth SPA Point to Point
 Network 24 DS3 Capacity) System (Cont'd)

(N)

(N)

Per System (Cont'd)

(N)

Zone 2

Transport Payment Plan Rates

(N)

Plan A Plan B Plan C

(N)

12 to 36 37 to 60 61 to 96

(N)

Months Months Months

(N)

Per Month Rates

(N)

USOC

States

(N)

Alabama

\$8790.00

\$7990.00

\$7190.00

HFSCJ

(N)

Florida

\$8790.00

\$7990.00

\$7190.00

HFSCJ

(N)

Georgia

\$8790.00

\$7990.00

\$7190.00

HFSCJ

(N)

Kentucky

\$8790.00

\$7990.00

\$7190.00

HFSCJ

(N)

Louisiana

\$8790.00

\$7990.00

\$7190.00

HFSCJ

(N)

Mississippi

\$8790.00

\$7990.00

\$7190.00

HFSCJ

(N)

North Carolina

\$8790.00

\$7990.00

\$7190.00

HFSCJ

(N)

South Carolina

\$8790.00

\$7990.00

\$7190.00

HFSCJ

(N)

Tennessee

\$8790.00

\$7990.00

\$7190.00

HFSCJ

(N)

Zone 3

Transport Payment Plan Rates

(N)

Plan A Plan B Plan C

(N)

12 to 36 37 to 60 61 to 96

(N)

Months Months Months

(N)

Per Month Rates

(N)

USOC

States

(N)

Alabama

\$8790.00

\$7990.00

\$7190.00

HFSCJ

(N)

Florida

\$8790.00

\$7990.00

\$7190.00

HFSCJ

(N)

Georgia

\$8790.00

\$7990.00

\$7190.00

HFSCJ

(N)

Kentucky

\$8790.00

\$7990.00

\$7190.00

HFSCJ

(N)

Louisiana

\$8790.00

\$7990.00

\$7190.00

HFSCJ

(N)

Mississippi

\$8790.00

\$7990.00

\$7190.00

HFSCJ

(N)

North Carolina

\$8790.00

\$7990.00

\$7190.00

HFSCJ

(N)

South Carolina

\$8790.00

\$7990.00

\$7190.00

HFSCJ

(N)

Tennessee

\$8790.00

\$7990.00

\$7190.00

HFSCJ

(N)

EFFECTIVE: JANUARY 23, 2001

ACCESS SERVICE

(N)

23 - Metropolitan Statistical Area Access Services (Cont'd)

(N)

23.5 Rates and Charges (Cont'd)

(N)

23.5.2 BellSouth SPA Service

(N)

23.5.2.9 High Capacity (a.k.a. BellSouth SPA High Capacity) Service (Cont'd)

(N)

ALL STATES (Cont'd)

(N)

(A) Local Channel (Per Local Channel) (Cont'd)

(N)

(3) LightGate service (a.k.a. BellSouth SPA Point to Point Network)

(N)

Local Channel Systems (Cont'd)

(N)

(Includes first one-half air mile)

(N)

(ab) LightGate service (a.k.a. BellSouth SPA Point to Point Network)

(N)

Asynchronous System Channel Interfaces

(N)

Transport Payment Plan Rates

(N)

Non-
Recurring
Charge

Plan A
12 to 36
Months

Plan B
37 to 60
Months

Plan C
61 to 96
Months

USOC

Per Month Rates

(N)

(N)

(N)

(N)

Central Office Channel Interfaces

(N)

Per DS3 \$180.00 \$ 70.00 \$ 70.00 \$ 70.00 1PQEC

(N)

Per 28 DS1

(N)

Channel

(N)

System

(N)

Per DS1

(N)

N/A
\$170.00

\$490.00
\$ 8.00

\$465.00
\$ 7.00

\$450.00
\$ 6.00

MQ3CO
1PQE1

Customer Channel Interfaces

(N)

Per DS3 \$235.00 \$ 70.00 \$ 70.00 \$ 70.00 1PQEP

(N)

Per DS1 \$170.00 \$ 13.00 \$ 11.50 \$ 10.00 1PQE2

(N)

EFFECTIVE: JANUARY 23, 2001

ACCESS SERVICE

- 23 – Metropolitan Statistical Area Access Services (Cont'd) (N)
- 23.5 Rates and Charges (Cont'd) (N)
- 23.5.2 BellSouth SPA Service (N)
- 23.5.2.9 High Capacity (a.k.a. BellSouth SPA High Capacity) Service (Cont'd) (N)

ALL STATES (Cont'd) (N)

- (A) Local Channel (Per Local Channel) (Cont'd) (N)

- (3) LightGate service (a.k.a. BellSouth SPA Point to Point Network)
 Local Channel Systems Includes first one-half air mile) (Cont'd) (N)

- (ac) LightGate STS-1 service (a.k.a. BellSouth SPA Point to
 Point Network STS-1 capacity) System (N)

Per System (N)

Zone 1

| <u>Transport Payment Plan Rates</u> | | | <u>USOC</u> | (N) |
|-------------------------------------|-----------------|-----------------|-------------|-----|
| <u>Plan A</u> | <u>Plan B</u> | <u>Plan C</u> | | |
| <u>12 to 36</u> | <u>37 to 60</u> | <u>61 to 96</u> | | |
| <u>Months</u> | <u>Months</u> | <u>Months</u> | | |
| <u>Per Month Rates</u> | | | | (N) |

States

| | | | | | |
|----------------|-----------|-----------|-----------|-------|-----|
| Alabama | \$1590.00 | \$1440.00 | \$1290.00 | HFST1 | (N) |
| Florida | \$1590.00 | \$1440.00 | \$1290.00 | HFST1 | (N) |
| Georgia | \$1590.00 | \$1440.00 | \$1290.00 | HFST1 | (N) |
| Kentucky | \$1590.00 | \$1440.00 | \$1290.00 | HFST1 | (N) |
| Louisiana | \$1590.00 | \$1440.00 | \$1290.00 | HFST1 | (N) |
| Mississippi | \$1590.00 | \$1440.00 | \$1290.00 | HFST1 | (N) |
| North Carolina | \$1590.00 | \$1440.00 | \$1290.00 | HFST1 | (N) |
| South Carolina | \$1590.00 | \$1440.00 | \$1290.00 | HFST1 | (N) |
| Tennessee | \$1590.00 | \$1440.00 | \$1290.00 | HFST1 | (N) |

Zone 2

| <u>Transport Payment Plan Rates</u> | | | <u>USOC</u> | (N) |
|-------------------------------------|-----------------|-----------------|-------------|-----|
| <u>Plan A</u> | <u>Plan B</u> | <u>Plan C</u> | | |
| <u>12 to 36</u> | <u>37 to 60</u> | <u>61 to 96</u> | | |
| <u>Months</u> | <u>Months</u> | <u>Months</u> | | |
| <u>Per Month Rates</u> | | | | (N) |

States

| | | | | | |
|----------------|-----------|-----------|-----------|-------|-----|
| Alabama | \$1590.00 | \$1440.00 | \$1290.00 | HFST1 | (N) |
| Florida | \$1590.00 | \$1440.00 | \$1290.00 | HFST1 | (N) |
| Georgia | \$1590.00 | \$1440.00 | \$1290.00 | HFST1 | (N) |
| Kentucky | \$1590.00 | \$1440.00 | \$1290.00 | HFST1 | (N) |
| Louisiana | \$1590.00 | \$1440.00 | \$1290.00 | HFST1 | (N) |
| Mississippi | \$1590.00 | \$1440.00 | \$1290.00 | HFST1 | (N) |
| North Carolina | \$1590.00 | \$1440.00 | \$1290.00 | HFST1 | (N) |
| South Carolina | \$1590.00 | \$1440.00 | \$1290.00 | HFST1 | (N) |
| Tennessee | \$1590.00 | \$1440.00 | \$1290.00 | HFST1 | (N) |

BELLSOUTH TELECOMMUNICATIONS, INC.
 BY: Operations Manager - Pricing
 29G57, 675 W. Peachtree St., N.E.
 Atlanta, Georgia 30375
 ISSUED: JANUARY 22, 2001

TARIFF F.C.C. NO. 1
 ORIGINAL PAGE 23-128

EFFECTIVE: JANUARY 23, 2001

ACCESS SERVICE

(N)

23- Metropolitan Statistical Area Access Services (Cont'd)

(N)

23.5 Rates and Charges (Cont'd)

(N)

23.5.2 BellSouth SPA Service

(N)

23.5.2.9 High Capacity (a.k.a. BellSouth SPA High Capacity) Service (Cont'd)

(N)

ALL STATES (Cont'd)

(N)

(A) Local Channel (Per Local Channel) (Cont'd)

(N)

(3) LightGate service (a.k.a. BellSouth SPA Point to Point Network)
 Local Channel Systems Includes first one-half air mile) (Cont'd)

(N)

(N)

(ac) LightGate STS-1 service (a.k.a. BellSouth SPA Point to
 Point Network STS-1 capacity) System (Cont'd)

(N)

(N)

Per System (Cont'd)

(N)

Zone 3

Transport Payment Plan Rates

(N)

Plan A Plan B Plan C

(N)

12 to 36 37 to 60 61 to 96

(N)

Months Months Months

USOC

(N)

Per Month Rates

(N)

States

(N)

Alabama

\$1590.00

\$1440.00

\$1290.00

HFST1

(N)

Florida

\$1590.00

\$1440.00

\$1290.00

HFST1

(N)

Georgia

\$1590.00

\$1440.00

\$1290.00

HFST1

(N)

Kentucky

\$1590.00

\$1440.00

\$1290.00

HFST1

(N)

Louisiana

\$1590.00

\$1440.00

\$1290.00

HFST1

(N)

Mississippi

\$1590.00

\$1440.00

\$1290.00

HFST1

(N)

North Carolina

\$1590.00

\$1440.00

\$1290.00

HFST1

(N)

South Carolina

\$1590.00

\$1440.00

\$1290.00

HFST1

(N)

Tennessee

\$1590.00

\$1440.00

\$1290.00

HFST1

(N)

EFFECTIVE: JANUARY 23, 2001

ACCESS SERVICE

23 – Metropolitan Statistical Area Access Services (Cont'd) (N)

23.5 Rates and Charges (Cont'd) (N)

23.5.2 BellSouth SPA Service (N)

23.5.2.9 High Capacity (a.k.a. BellSouth SPA High Capacity) Service (Cont'd) (N)

ALL STATES (Cont'd) (N)

(A) Local Channel (Per Local Channel) (Cont'd) (N)

(3) LightGate service (a.k.a. BellSouth SPA Point to Point Network)
 Local Channel Systems Includes first one-half air mile) (Cont'd) (N)

(ad) LightGate OC-3 service (a.k.a. BellSouth SPA Point to
 Point Network OC-3 capacity) System (N)

Per System (N)

Zone 1

| <u>Transport Payment Plan Rates</u> | | | <u>USOC</u> | (N) |
|-------------------------------------|---------------|---------------|-------------|-----|
| <u>Plan A</u> | <u>Plan B</u> | <u>Plan C</u> | | (N) |
| 12 to 36 | 37 to 60 | 61 to 96 | | (N) |
| <u>Months</u> | <u>Months</u> | <u>Months</u> | | (N) |
| Per Month Rates | | | | (N) |

States

| | | | | | |
|----------------|-----------|-----------|-----------|-------|-----|
| Alabama | \$3100.00 | \$2800.00 | \$2500.00 | HFS03 | (N) |
| Florida | \$3100.00 | \$2800.00 | \$2500.00 | HFS03 | (N) |
| Georgia | \$3100.00 | \$2800.00 | \$2500.00 | HFS03 | (N) |
| Kentucky | \$3100.00 | \$2800.00 | \$2500.00 | HFS03 | (N) |
| Louisiana | \$3100.00 | \$2800.00 | \$2500.00 | HFS03 | (N) |
| Mississippi | \$3100.00 | \$2800.00 | \$2500.00 | HFS03 | (N) |
| North Carolina | \$3100.00 | \$2800.00 | \$2500.00 | HFS03 | (N) |
| South Carolina | \$3100.00 | \$2800.00 | \$2500.00 | HFS03 | (N) |
| Tennessee | \$3100.00 | \$2800.00 | \$2500.00 | HFS03 | (N) |

Zone 2

| <u>Transport Payment Plan Rates</u> | | | (N) |
|-------------------------------------|---------------|---------------|-------------|
| <u>Plan A</u> | <u>Plan B</u> | <u>Plan C</u> | (N) |
| 12 to 36 | 37 to 60 | 61 to 96 | (N) |
| <u>Months</u> | <u>Months</u> | <u>Months</u> | <u>USOC</u> |
| <u>Per Month Rates</u> | | | (N) |

States

| | | | | | |
|----------------|-----------|-----------|-----------|-------|-----|
| Alabama | \$3100.00 | \$2800.00 | \$2500.00 | HFS03 | (N) |
| Florida | \$3100.00 | \$2800.00 | \$2500.00 | HFS03 | (N) |
| Georgia | \$3100.00 | \$2800.00 | \$2500.00 | HFS03 | (N) |
| Kentucky | \$3100.00 | \$2800.00 | \$2500.00 | HFS03 | (N) |
| Louisiana | \$3100.00 | \$2800.00 | \$2500.00 | HFS03 | (N) |
| Mississippi | \$3100.00 | \$2800.00 | \$2500.00 | HFS03 | (N) |
| North Carolina | \$3100.00 | \$2800.00 | \$2500.00 | HFS03 | (N) |
| South Carolina | \$3100.00 | \$2800.00 | \$2500.00 | HFS03 | (N) |
| Tennessee | \$3100.00 | \$2800.00 | \$2500.00 | HFS03 | (N) |

BELLSOUTH TELECOMMUNICATIONS, INC.
 BY: Operations Manager - Pricing
 29657, 675 W. Peachtree St., N.E.
 Atlanta, Georgia 30375
 ISSUED: JULY 8, 2002

TARIFF F.C.C. NO. 1
 1ST REVISED PAGE 23-130
 CANCELS ORIGINAL PAGE 23-130

EFFECTIVE: JULY 9, 2002

ACCESS SERVICE

23 – Metropolitan Statistical Area Access Services (Cont'd) (T)

23.5 Rates and Charges (Cont'd)

23.5.2.9 High Capacity (a.k.a. BellSouth SPA High Capacity) Service (Cont'd)

ALL STATES (Cont'd)

(A) Local Channel (Per Local Channel) (Cont'd)

(3) LightGate service (a.k.a. BellSouth SPA Point to Point Network) Local Channel Systems Includes first one-half air mile) (Cont'd)

(ad) LightGate OC-3 service (a.k.a. BellSouth SPA Point to Point Network OC-3 capacity) System (Cont'd)

Per System (Cont'd)

| Zone 3 | <u>Transport Payment Plan Rates</u> | | | <u>USOC</u> |
|----------------|-------------------------------------|-----------------|-----------------|-------------|
| | <u>Plan A</u> | <u>Plan B</u> | <u>Plan C</u> | |
| | <u>12 to 36</u> | <u>37 to 60</u> | <u>61 to 96</u> | |
| | <u>Months</u> | <u>Months</u> | <u>Months</u> | |
| | <u>Per Month Rates</u> | | | |
| <u>States</u> | | | | |
| Alabama | \$3100.00 | \$2800.00 | \$2500.00 | HFS03 |
| Florida | \$3100.00 | \$2800.00 | \$2500.00 | HFS03 |
| Georgia | \$3100.00 | \$2800.00 | \$2500.00 | HFS03 |
| Kentucky | \$3100.00 | \$2800.00 | \$2500.00 | HFS03 |
| Louisiana | \$3100.00 | \$2800.00 | \$2500.00 | HFS03 |
| Mississippi | \$3100.00 | \$2800.00 | \$2500.00 | HFS03 |
| North Carolina | \$3100.00 | \$2800.00 | \$2500.00 | HFS03 |
| South Carolina | \$3100.00 | \$2800.00 | \$2500.00 | HFS03 |
| Tennessee | \$3100.00 | \$2800.00 | \$2500.00 | HFS03 |

(ae) LightGate OC-3 service (a.k.a. BellSouth SPA Point to Point Network OC-3 capacity) System

Per System with Optical Customer Termination

| Zone 1 | <u>Transport Payment Plan Rates</u> | | | <u>USOC</u> |
|----------------|-------------------------------------|-----------------|-----------------|-------------|
| | <u>Plan A</u> | <u>Plan B</u> | <u>Plan C</u> | |
| | <u>12 to 36</u> | <u>37 to 60</u> | <u>61 to 96</u> | |
| | <u>Months</u> | <u>Months</u> | <u>Months</u> | |
| | <u>Per Month Rates</u> | | | |
| <u>States</u> | | | | |
| Alabama | \$1968.00 | \$1776.00 | \$1584.00 | HFSOC |
| Florida | \$1968.00 | \$1776.00 | \$1584.00 | HFSOC |
| Georgia | \$1968.00 | \$1776.00 | \$1584.00 | HFSOC |
| Kentucky | \$1968.00 | \$1776.00 | \$1584.00 | HFSOC |
| Louisiana | \$1968.00 | \$1776.00 | \$1584.00 | HFSOC |
| Mississippi | \$1968.00 | \$1776.00 | \$1584.00 | HFSOC |
| North Carolina | \$1968.00 | \$1776.00 | \$1584.00 | HFSOC |
| South Carolina | \$1968.00 | \$1776.00 | \$1584.00 | HFSOC |
| Tennessee | \$1968.00 | \$1776.00 | \$1584.00 | HFSOC |

EFFECTIVE: JANUARY 23, 2001

ACCESS SERVICE

- 23 - Metropolitan Statistical Area Access Services (Cont'd) (N)
- 23.5 Rates and Charges (Cont'd) (N)
- 23.5.2 BellSouth SPA Service (N)
- 23.5.2.9 High Capacity (a.k.a. BellSouth SPA High Capacity) Service (Cont'd) (N)

ALL STATES (Cont'd) (N)

- (A) Local Channel (Per Local Channel) (Cont'd) (N)
- (3) LightGate service (a.k.a. BellSouth SPA Point to Point Network)
 Local Channel Systems Includes first one-half air mile) (Cont'd) (N)
- (ae) LightGate OC-3 service (a.k.a. BellSouth SPA Point to
 Point Network OC-3 capacity) System (Cont'd) (N)

Per System with Optical Customer Termination (Cont'd) (N)

| Zone 2 | <u>Transport Payment Plan Rates</u> | | | <u>USOC</u> |
|--------|-------------------------------------|-----------------|-----------------|-------------|
| | <u>Plan A</u> | <u>Plan B</u> | <u>Plan C</u> | |
| | <u>12 to 36</u> | <u>37 to 60</u> | <u>61 to 96</u> | |
| | <u>Months</u> | <u>Months</u> | <u>Months</u> | |
| | <u>Per Month Rates</u> | | | |

| <u>States</u> | | | | | |
|----------------|-----------|-----------|-----------|-------|-----|
| Alabama | \$1968.00 | \$1776.00 | \$1584.00 | HFSOC | (N) |
| Florida | \$1968.00 | \$1776.00 | \$1584.00 | HFSOC | (N) |
| Georgia | \$1968.00 | \$1776.00 | \$1584.00 | HFSOC | (N) |
| Kentucky | \$1968.00 | \$1776.00 | \$1584.00 | HFSOC | (N) |
| Louisiana | \$1968.00 | \$1776.00 | \$1584.00 | HFSOC | (N) |
| Mississippi | \$1968.00 | \$1776.00 | \$1584.00 | HFSOC | (N) |
| North Carolina | \$1968.00 | \$1776.00 | \$1584.00 | HFSOC | (N) |
| South Carolina | \$1968.00 | \$1776.00 | \$1584.00 | HFSOC | (N) |
| Tennessee | \$1968.00 | \$1776.00 | \$1584.00 | HFSOC | (N) |

| Zone 3 | <u>Transport Payment Plan Rates</u> | | | <u>USOC</u> |
|--------|-------------------------------------|-----------------|-----------------|-------------|
| | <u>Plan A</u> | <u>Plan B</u> | <u>Plan C</u> | |
| | <u>12 to 36</u> | <u>37 to 60</u> | <u>61 to 96</u> | |
| | <u>Months</u> | <u>Months</u> | <u>Months</u> | |
| | <u>Per Month Rates</u> | | | |

| <u>States</u> | | | | | |
|----------------|-----------|-----------|-----------|-------|-----|
| Alabama | \$1968.00 | \$1776.00 | \$1584.00 | HFSOC | (N) |
| Florida | \$1968.00 | \$1776.00 | \$1584.00 | HFSOC | (N) |
| Georgia | \$1968.00 | \$1776.00 | \$1584.00 | HFSOC | (N) |
| Kentucky | \$1968.00 | \$1776.00 | \$1584.00 | HFSOC | (N) |
| Louisiana | \$1968.00 | \$1776.00 | \$1584.00 | HFSOC | (N) |
| Mississippi | \$1968.00 | \$1776.00 | \$1584.00 | HFSOC | (N) |
| North Carolina | \$1968.00 | \$1776.00 | \$1584.00 | HFSOC | (N) |
| South Carolina | \$1968.00 | \$1776.00 | \$1584.00 | HFSOC | (N) |
| Tennessee | \$1968.00 | \$1776.00 | \$1584.00 | HFSOC | (N) |

BELLSOUTH TELECOMMUNICATIONS, INC.
 BY: Operations Manager - Pricing
 29657, 675 W. Peachtree St., N.E.
 Atlanta, Georgia 30375
 ISSUED: OCTOBER 31, 2001

TARIFF F.C.C. NO. 1
 1ST REVISED PAGE 23-132
 CANCELS ORIGINAL PAGE 23-132

EFFECTIVE: NOVEMBER 1, 2001

ACCESS SERVICE

23 - Metropolitan Statistical Area Access Services (Cont'd)

23.5 Rates and Charges (Cont'd)

23.5.2 BellSouth SPA Service

23.5.2.9 High Capacity (a.k.a. BellSouth SPA High Capacity) Service (Cont'd)

ALL STATES (Cont'd)

(A) Local Channel (Per Local Channel) (Cont'd)

(3) LightGate service (a.k.a. BellSouth SPA Point to Point Network) Local Channel Systems Includes first one-half air mile) (Cont'd)

(af) LightGate OC-3 service (a.k.a. BellSouth SPA Point to Point Network OC-3 capacity) System

Per System with Optical Serving Wire Center Termination

| Zone 1 | <u>Transport Payment Plan Rates</u> | | | <u>USOC</u> | |
|----------------|-------------------------------------|-----------------|-----------------|-------------|-----|
| | <u>Plan A</u> | <u>Plan B</u> | <u>Plan C</u> | | |
| | <u>12 to 36</u> | <u>37 to 60</u> | <u>61 to 96</u> | | |
| | <u>Months</u> | <u>Months</u> | <u>Months</u> | | |
| | <u>Per Month Rates</u> | | | | |
| <u>States</u> | | | | | |
| Alabama | \$1968.00 | \$1776.00 | \$1584.00 | HFSOW | (R) |
| Florida | \$1968.00 | \$1776.00 | \$1584.00 | HFSOW | (R) |
| Georgia | \$1968.00 | \$1776.00 | \$1584.00 | HFSOW | (R) |
| Kentucky | \$1968.00 | \$1776.00 | \$1584.00 | HFSOW | (R) |
| Louisiana | \$1968.00 | \$1776.00 | \$1584.00 | HFSOW | (R) |
| Mississippi | \$1968.00 | \$1776.00 | \$1584.00 | HFSOW | (R) |
| North Carolina | \$1968.00 | \$1776.00 | \$1584.00 | HFSOW | (R) |
| South Carolina | \$1968.00 | \$1776.00 | \$1584.00 | HFSOW | (R) |
| Tennessee | \$1968.00 | \$1776.00 | \$1584.00 | HFSOW | (R) |
| | | | | | |
| Zone 2 | <u>Transport Payment Plan Rates</u> | | | <u>USOC</u> | |
| | <u>Plan A</u> | <u>Plan B</u> | <u>Plan C</u> | | |
| | <u>12 to 36</u> | <u>37 to 60</u> | <u>61 to 96</u> | | |
| | <u>Months</u> | <u>Months</u> | <u>Months</u> | | |
| | <u>Per Month Rates</u> | | | | |
| <u>States</u> | | | | | |
| Alabama | \$1968.00 | \$1776.00 | \$1584.00 | HFSOW | (R) |
| Florida | \$1968.00 | \$1776.00 | \$1584.00 | HFSOW | (R) |
| Georgia | \$1968.00 | \$1776.00 | \$1584.00 | HFSOW | (R) |
| Kentucky | \$1968.00 | \$1776.00 | \$1584.00 | HFSOW | (R) |
| Louisiana | \$1968.00 | \$1776.00 | \$1584.00 | HFSOW | (R) |
| Mississippi | \$1968.00 | \$1776.00 | \$1584.00 | HFSOW | (R) |
| North Carolina | \$1968.00 | \$1776.00 | \$1584.00 | HFSOW | (R) |
| South Carolina | \$1968.00 | \$1776.00 | \$1584.00 | HFSOW | (R) |
| Tennessee | \$1968.00 | \$1776.00 | \$1584.00 | HFSOW | (R) |

BELLSOUTH TELECOMMUNICATIONS, INC.
 BY: Operations Manager - Pricing
 29657, 675 W. Peachtree St., N.E.
 Atlanta, Georgia 30375
 ISSUED: OCTOBER 31, 2001

TARIFF F.C.C. NO. 1
 1ST REVISED PAGE 23-133
 CANCELS ORIGINAL PAGE 23-133

EFFECTIVE: NOVEMBER 1, 2001

ACCESS SERVICE

23 – Metropolitan Statistical Area Access Services (Cont'd)

23.5 Rates and Charges (Cont'd)

23.5.2 BellSouth SPA Service

23.5.2.9 High Capacity (a.k.a. BellSouth SPA High Capacity) Service (Cont'd)

ALL STATES (Cont'd)

(A) Local Channel (Per Local Channel) (Cont'd)

(3) LightGate service (a.k.a. BellSouth SPA Point to Point Network) Local Channel Systems Includes first one-half air mile) (Cont'd)

(af) LightGate OC-3 service (a.k.a. BellSouth SPA Point to Point Network OC-3 capacity) System (Cont'd)

Per System with Optical Serving Wire Center Termination
 (Cont'd)

Zone 3

| | <u>Transport Payment Plan Rates</u> | | | <u>USOC</u> | |
|----------------|-------------------------------------|-----------------|-----------------|-------------|-----|
| | <u>Plan A</u> | <u>Plan B</u> | <u>Plan C</u> | | |
| | <u>12 to 36</u> | <u>37 to 60</u> | <u>61 to 96</u> | | |
| | <u>Months</u> | <u>Months</u> | <u>Months</u> | | |
| | <u>Per Month Rates</u> | | | | |
| <u>States</u> | | | | | |
| Alabama | \$1968.00 | \$1776.00 | \$1584.00 | HFSOW | (R) |
| Florida | \$1968.00 | \$1776.00 | \$1584.00 | HFSOW | (R) |
| Georgia | \$1968.00 | \$1776.00 | \$1584.00 | HFSOW | (R) |
| Kentucky | \$1968.00 | \$1776.00 | \$1584.00 | HFSOW | (R) |
| Louisiana | \$1968.00 | \$1776.00 | \$1584.00 | HFSOW | (R) |
| Mississippi | \$1968.00 | \$1776.00 | \$1584.00 | HFSOW | (R) |
| North Carolina | \$1968.00 | \$1776.00 | \$1584.00 | HFSOW | (R) |
| South Carolina | \$1968.00 | \$1776.00 | \$1584.00 | HFSOW | (R) |
| Tennessee | \$1968.00 | \$1776.00 | \$1584.00 | HFSOW | (R) |

(ag) LightGate OC-12 service (aka BellSouth SPA Point to Point Network OC-12 capacity) System

Per System

Zone 1

| | <u>Transport Payment Plan Rates</u> | | | <u>USOC</u> | |
|----------------|-------------------------------------|-----------------|-----------------|-------------|--|
| | <u>Plan A</u> | <u>Plan B</u> | <u>Plan C</u> | | |
| | <u>12 to 36</u> | <u>37 to 60</u> | <u>61 to 96</u> | | |
| | <u>Months</u> | <u>Months</u> | <u>Months</u> | | |
| | <u>Per Month Rates</u> | | | | |
| <u>States</u> | | | | | |
| Alabama | \$5100.00 | \$4600.00 | \$4150.00 | HFS12 | |
| Florida | \$5100.00 | \$4600.00 | \$4150.00 | HFS12 | |
| Georgia | \$5100.00 | \$4600.00 | \$4150.00 | HFS12 | |
| Kentucky | \$5100.00 | \$4600.00 | \$4150.00 | HFS12 | |
| Louisiana | \$5100.00 | \$4600.00 | \$4150.00 | HFS12 | |
| Mississippi | \$5100.00 | \$4600.00 | \$4150.00 | HFS12 | |
| North Carolina | \$5100.00 | \$4600.00 | \$4150.00 | HFS12 | |
| South Carolina | \$5100.00 | \$4600.00 | \$4150.00 | HFS12 | |
| Tennessee | \$5100.00 | \$4600.00 | \$4150.00 | HFS12 | |

EFFECTIVE: JANUARY 23, 2001

ACCESS SERVICE

- 23 – Metropolitan Statistical Area Access Services (Cont'd) (N)
- 23.5 Rates and Charges (Cont'd) (N)
- 23.5.2 BellSouth SPA Service (N)
- 23.5.2.9 High Capacity (a.k.a. BellSouth SPA High Capacity) Service (Cont'd) (N)

ALL STATES (Cont'd) (N)

- (A) Local Channel (Per Local Channel) (Cont'd) (N)

- (3) LightGate service (a.k.a. BellSouth SPA Point to Point Network)
 Local Channel Systems Includes first one-half air mile) (Cont'd) (N)

- (ag) LightGate OC-12 service (a.k.a. BellSouth SPA Point to
 Point Network OC-12 capacity) System (Cont'd) (N)

Per System (Cont'd) (N)

| Zone 2 | <u>Transport Payment Plan Rates</u> | | | <u>USOC</u> | (N) |
|--------|-------------------------------------|-----------------|-----------------|-------------|-----|
| | <u>Plan A</u> | <u>Plan B</u> | <u>Plan C</u> | | |
| | <u>12 to 36</u> | <u>37 to 60</u> | <u>61 to 96</u> | | |
| | <u>Months</u> | <u>Months</u> | <u>Months</u> | | |
| | <u>Per Month Rates</u> | | | | (N) |

| <u>States</u> | | | | | (N) |
|----------------|-----------|-----------|-----------|-------|-----|
| Alabama | \$5100.00 | \$4600.00 | \$4150.00 | HFS12 | (N) |
| Florida | \$5100.00 | \$4600.00 | \$4150.00 | HFS12 | (N) |
| Georgia | \$5100.00 | \$4600.00 | \$4150.00 | HFS12 | (N) |
| Kentucky | \$5100.00 | \$4600.00 | \$4150.00 | HFS12 | (N) |
| Louisiana | \$5100.00 | \$4600.00 | \$4150.00 | HFS12 | (N) |
| Mississippi | \$5100.00 | \$4600.00 | \$4150.00 | HFS12 | (N) |
| North Carolina | \$5100.00 | \$4600.00 | \$4150.00 | HFS12 | (N) |
| South Carolina | \$5100.00 | \$4600.00 | \$4150.00 | HFS12 | (N) |
| Tennessee | \$5100.00 | \$4600.00 | \$4150.00 | HFS12 | (N) |

| Zone 3 | <u>Transport Payment Plan Rates</u> | | | <u>USOC</u> | (N) |
|--------|-------------------------------------|-----------------|-----------------|-------------|-----|
| | <u>Plan A</u> | <u>Plan B</u> | <u>Plan C</u> | | |
| | <u>12 to 36</u> | <u>37 to 60</u> | <u>61 to 96</u> | | |
| | <u>Months</u> | <u>Months</u> | <u>Months</u> | | |
| | <u>Per Month Rates</u> | | | | (N) |

| <u>States</u> | | | | | (N) |
|----------------|-----------|-----------|-----------|-------|-----|
| Alabama | \$5100.00 | \$4600.00 | \$4150.00 | HFS12 | (N) |
| Florida | \$5100.00 | \$4600.00 | \$4150.00 | HFS12 | (N) |
| Georgia | \$5100.00 | \$4600.00 | \$4150.00 | HFS12 | (N) |
| Kentucky | \$5100.00 | \$4600.00 | \$4150.00 | HFS12 | (N) |
| Louisiana | \$5100.00 | \$4600.00 | \$4150.00 | HFS12 | (N) |
| Mississippi | \$5100.00 | \$4600.00 | \$4150.00 | HFS12 | (N) |
| North Carolina | \$5100.00 | \$4600.00 | \$4150.00 | HFS12 | (N) |
| South Carolina | \$5100.00 | \$4600.00 | \$4150.00 | HFS12 | (N) |
| Tennessee | \$5100.00 | \$4600.00 | \$4150.00 | HFS12 | (N) |

EFFECTIVE: JANUARY 23, 2001

ACCESS SERVICE

- 23 - Metropolitan Statistical Area Access Services (Cont'd) (N)
- 23.5 Rates and Charges (Cont'd) (N)
- 23.5.2 BellSouth SPA Service (N)
- 23.5.2.9 High Capacity (a.k.a. BellSouth SPA High Capacity) Service (Cont'd) (N)

ALL STATES (Cont'd) (N)

- (A) Local Channel (Per Local Channel) (Cont'd) (N)

- (3) LightGate service (a.k.a. BellSouth SPA Point to Point Network)
 Local Channel Systems Includes first one-half air mile) (Cont'd) (N)

- (ah) LightGate OC-12 service (a.k.a. BellSouth SPA Point to
 Point Network OC-12 capacity) System (N)

Per System with Optical Customer Termination (N)

| Zone 1 | <u>Transport Payment Plan Rates</u> | | | <u>USOC</u> |
|--------|-------------------------------------|-----------------|-----------------|-------------|
| | <u>Plan A</u> | <u>Plan B</u> | <u>Plan C</u> | |
| | <u>12 to 36</u> | <u>37 to 60</u> | <u>61 to 96</u> | |
| | <u>Months</u> | <u>Months</u> | <u>Months</u> | |
| | <u>Per Month Rates</u> | | | |

States

| | | | | | |
|----------------|-----------|-----------|-----------|-------|-----|
| Alabama | \$3504.00 | \$3200.00 | \$2880.00 | HFS1C | (N) |
| Florida | \$3504.00 | \$3200.00 | \$2880.00 | HFS1C | (N) |
| Georgia | \$3504.00 | \$3200.00 | \$2880.00 | HFS1C | (N) |
| Kentucky | \$3504.00 | \$3200.00 | \$2880.00 | HFS1C | (N) |
| Louisiana | \$3504.00 | \$3200.00 | \$2880.00 | HFS1C | (N) |
| Mississippi | \$3504.00 | \$3200.00 | \$2880.00 | HFS1C | (N) |
| North Carolina | \$3504.00 | \$3200.00 | \$2880.00 | HFS1C | (N) |
| South Carolina | \$3504.00 | \$3200.00 | \$2880.00 | HFS1C | (N) |
| Tennessee | \$3504.00 | \$3200.00 | \$2880.00 | HFS1C | (N) |

| Zone 2 | <u>Transport Payment Plan Rates</u> | | | <u>USOC</u> |
|--------|-------------------------------------|-----------------|-----------------|-------------|
| | <u>Plan A</u> | <u>Plan B</u> | <u>Plan C</u> | |
| | <u>12 to 36</u> | <u>37 to 60</u> | <u>61 to 96</u> | |
| | <u>Months</u> | <u>Months</u> | <u>Months</u> | |
| | <u>Per Month Rates</u> | | | |

States

| | | | | | |
|----------------|-----------|-----------|-----------|-------|-----|
| Alabama | \$3504.00 | \$3200.00 | \$2880.00 | HFS1C | (N) |
| Florida | \$3504.00 | \$3200.00 | \$2880.00 | HFS1C | (N) |
| Georgia | \$3504.00 | \$3200.00 | \$2880.00 | HFS1C | (N) |
| Kentucky | \$3504.00 | \$3200.00 | \$2880.00 | HFS1C | (N) |
| Louisiana | \$3504.00 | \$3200.00 | \$2880.00 | HFS1C | (N) |
| Mississippi | \$3504.00 | \$3200.00 | \$2880.00 | HFS1C | (N) |
| North Carolina | \$3504.00 | \$3200.00 | \$2880.00 | HFS1C | (N) |
| South Carolina | \$3504.00 | \$3200.00 | \$2880.00 | HFS1C | (N) |
| Tennessee | \$3504.00 | \$3200.00 | \$2880.00 | HFS1C | (N) |

EFFECTIVE: JANUARY 23, 2001

ACCESS SERVICE

(N)

23 - Metropolitan Statistical Area Access Services (Cont'd)

(N)

23.5 Rates and Charges (Cont'd)

(N)

23.5.2 BellSouth SPA Service

(N)

23.5.2.9 High Capacity (a.k.a. BellSouth SPA High Capacity) Service (Cont'd)

(N)

ALL STATES (Cont'd)

(N)

(A) Local Channel (Per Local Channel) (Cont'd)

(N)

(3) LightGate service (a.k.a. BellSouth SPA Point to Point Network)
 Local Channel Systems Includes first one-half air mile) (Cont'd)

(N)

(N)

(ah) LightGate OC-12 service (BellSouth SPA Point to
 Point Network OC-12 capacity) System (Cont'd)

(N)

(N)

Per System with Optical Customer Termination (Cont'd)

(N)

Zone 3

Transport Payment Plan Rates

(N)

Plan A Plan B Plan C

(N)

12 to 36 37 to 60 61 to 96

(N)

Months Months Months

(N)

Per Month Rates

(N)

USOC

States

(N)

Alabama

\$3504.00

\$3200.00

\$2880.00

HFS1C

(N)

Florida

\$3504.00

\$3200.00

\$2880.00

HFS1C

(N)

Georgia

\$3504.00

\$3200.00

\$2880.00

HFS1C

(N)

Kentucky

\$3504.00

\$3200.00

\$2880.00

HFS1C

(N)

Louisiana

\$3504.00

\$3200.00

\$2880.00

HFS1C

(N)

Mississippi

\$3504.00

\$3200.00

\$2880.00

HFS1C

(N)

North Carolina

\$3504.00

\$3200.00

\$2880.00

HFS1C

(N)

South Carolina

\$3504.00

\$3200.00

\$2880.00

HFS1C

(N)

Tennessee

\$3504.00

\$3200.00

\$2880.00

HFS1C

(N)

(ai) LightGate OC-12 service (a.k.a. BellSouth SPA Point to
 Point Network OC-12 capacity) System

(N)

(N)

Per System with Optical Serving Wire Center Termination

(N)

Zone 1

Transport Payment Plan Rates

(N)

Plan A Plan B Plan C

(N)

12 to 36 37 to 60 61 to 96

(N)

Months Months Months

(N)

Per Month Rates

(N)

USOC

States

(N)

Alabama

\$4380.00

\$4000.00

\$3600.00

HFS1W

(N)

Florida

\$4380.00

\$4000.00

\$3600.00

HFS1W

(N)

Georgia

\$4380.00

\$4000.00

\$3600.00

HFS1W

(N)

Kentucky

\$4380.00

\$4000.00

\$3600.00

HFS1W

(N)

Louisiana

\$4380.00

\$4000.00

\$3600.00

HFS1W

(N)

Mississippi

\$4380.00

\$4000.00

\$3600.00

HFS1W

(N)

North Carolina

\$4380.00

\$4000.00

\$3600.00

HFS1W

(N)

South Carolina

\$4380.00

\$4000.00

\$3600.00

HFS1W

(N)

Tennessee

\$4380.00

\$4000.00

\$3600.00

HFS1W

(N)

BELLSOUTH TELECOMMUNICATIONS, INC.
 BY: Operations Manager - Pricing
 29657, 675 W. Peachtree St., N.E.
 Atlanta, Georgia 30375
 ISSUED: OCTOBER 31, 2001

TARIFF F.C.C. NO. 1
 1ST REVISED PAGE 23-137
 CANCELS ORIGINAL PAGE 23-137

EFFECTIVE: NOVEMBER 1, 2001

ACCESS SERVICE

23 - Metropolitan Statistical Area Access Services (Cont'd)

23.5 Rates and Charges (Cont'd)

23.5.2 BellSouth SPA Service (Cont'd)

23.5.2.9 High Capacity (a.k.a. BellSouth SPA High Capacity) Service (Cont'd)

ALL STATES (Cont'd)

(A) Local Channel (Per Local Channel) (Cont'd)

(3) LightGate service (a.k.a. BellSouth SPA Point to Point Network) Local Channel Systems Includes first one-half air mile) (Cont'd)

(ai) LightGate OC-12 service (a.k.a. BellSouth SPA Point to Point Network OC-12 capacity) System (Cont'd)

Per System with Optical Serving Wire Center Termination
 (Cont'd)

Zone 2

| | <u>Transport Payment Plan Rates</u> | | | <u>USOC</u> | |
|----------------|-------------------------------------|-----------------|-----------------|-------------|-----|
| | <u>Plan A</u> | <u>Plan B</u> | <u>Plan C</u> | | |
| | <u>12 to 36</u> | <u>37 to 60</u> | <u>61 to 96</u> | | |
| | <u>Months</u> | <u>Months</u> | <u>Months</u> | | |
| | <u>Per Month Rates</u> | | | | |
| <u>States</u> | | | | | |
| Alabama | \$3504.00 | \$3200.00 | \$2880.00 | HFS1W | (R) |
| Florida | \$3504.00 | \$3200.00 | \$2880.00 | HFS1W | (R) |
| Georgia | \$3504.00 | \$3200.00 | \$2880.00 | HFS1W | (R) |
| Kentucky | \$3504.00 | \$3200.00 | \$2880.00 | HFS1W | (R) |
| Louisiana | \$3504.00 | \$3200.00 | \$2880.00 | HFS1W | (R) |
| Mississippi | \$3504.00 | \$3200.00 | \$2880.00 | HFS1W | (R) |
| North Carolina | \$3504.00 | \$3200.00 | \$2880.00 | HFS1W | (R) |
| South Carolina | \$3504.00 | \$3200.00 | \$2880.00 | HFS1W | (R) |
| Tennessee | \$3504.00 | \$3200.00 | \$2880.00 | HFS1W | (R) |

Zone 3

| | <u>Transport Payment Plan Rates</u> | | | <u>USOC</u> | |
|----------------|-------------------------------------|-----------------|-----------------|-------------|-----|
| | <u>Plan A</u> | <u>Plan B</u> | <u>Plan C</u> | | |
| | <u>12 to 36</u> | <u>37 to 60</u> | <u>61 to 96</u> | | |
| | <u>Months</u> | <u>Months</u> | <u>Months</u> | | |
| | <u>Per Month Rates</u> | | | | |
| <u>States</u> | | | | | |
| Alabama | \$3504.00 | \$3200.00 | \$2880.00 | HFS1W | (R) |
| Florida | \$3504.00 | \$3200.00 | \$2880.00 | HFS1W | (R) |
| Georgia | \$3504.00 | \$3200.00 | \$2880.00 | HFS1W | (R) |
| Kentucky | \$3504.00 | \$3200.00 | \$2880.00 | HFS1W | (R) |
| Louisiana | \$3504.00 | \$3200.00 | \$2880.00 | HFS1W | (R) |
| Mississippi | \$3504.00 | \$3200.00 | \$2880.00 | HFS1W | (R) |
| North Carolina | \$3504.00 | \$3200.00 | \$2880.00 | HFS1W | (R) |
| South Carolina | \$3504.00 | \$3200.00 | \$2880.00 | HFS1W | (R) |
| Tennessee | \$3504.00 | \$3200.00 | \$2880.00 | HFS1W | (R) |

EFFECTIVE: JANUARY 23, 2001

ACCESS SERVICE

(N)

23 – Metropolitan Statistical Area Access Services (Cont'd)

(N)

23.5 Rates and Charges (Cont'd)

(N)

23.5.2 BellSouth SPA Service

(N)

23.5.2.9 High Capacity (a.k.a. BellSouth SPA High Capacity) Service (Cont'd)

(N)

ALL STATES (Cont'd)

(N)

(A) Local Channel (Per Local Channel) (Cont'd)

(N)

(3) LightGate service (a.k.a. BellSouth Point to Point Network) Local Channel Systems (Includes first one-half air mile)

(N)

(N)

(aj) LightGate OC-48 service (a.k.a. BellSouth SPA Point to Point Network OC-48 capacity) System

(N)

(N)

Per System

(N)

Zone 1

Transport Payment Plan Rates

(N)

Plan A Plan B Plan C

(N)

12 to 36 37 to 60 61 to 96

(N)

Months Months Months

(N)

Per Month Rates

(N)

USOC

States

(N)

| | | | | |
|----------------|------------|------------|-----------|-------|
| Alabama | \$11000.00 | \$10000.00 | \$9000.00 | HFS48 |
| Florida | \$11000.00 | \$10000.00 | \$9000.00 | HFS48 |
| Georgia | \$11000.00 | \$10000.00 | \$9000.00 | HFS48 |
| Kentucky | \$11000.00 | \$10000.00 | \$9000.00 | HFS48 |
| Louisiana | \$11000.00 | \$10000.00 | \$9000.00 | HFS48 |
| Mississippi | \$11000.00 | \$10000.00 | \$9000.00 | HFS48 |
| North Carolina | \$11000.00 | \$10000.00 | \$9000.00 | HFS48 |
| South Carolina | \$11000.00 | \$10000.00 | \$9000.00 | HFS48 |
| Tennessee | \$11000.00 | \$10000.00 | \$9000.00 | HFS48 |

(N)

(N)

(N)

(N)

(N)

(N)

(N)

(N)

Zone 2

Transport Payment Plan Rates

(N)

Plan A Plan B Plan C

(N)

12 to 36 37 to 60 61 to 96

(N)

Months Months Months

(N)

Per Month Rates

(N)

USOC

States

(N)

| | | | | |
|----------------|------------|------------|-----------|-------|
| Alabama | \$11000.00 | \$10000.00 | \$9000.00 | HFS48 |
| Florida | \$11000.00 | \$10000.00 | \$9000.00 | HFS48 |
| Georgia | \$11000.00 | \$10000.00 | \$9000.00 | HFS48 |
| Kentucky | \$11000.00 | \$10000.00 | \$9000.00 | HFS48 |
| Louisiana | \$11000.00 | \$10000.00 | \$9000.00 | HFS48 |
| Mississippi | \$11000.00 | \$10000.00 | \$9000.00 | HFS48 |
| North Carolina | \$11000.00 | \$10000.00 | \$9000.00 | HFS48 |
| South Carolina | \$11000.00 | \$10000.00 | \$9000.00 | HFS48 |
| Tennessee | \$11000.00 | \$10000.00 | \$9000.00 | HFS48 |

(N)

(N)

(N)

(N)

(N)

(N)

(N)

(N)

EFFECTIVE: JANUARY 23, 2001

ACCESS SERVICE

(N)

23 – Metropolitan Statistical Area Access Services (Cont'd)

(N)

23.5 Rates and Charges (Cont'd)

(N)

23.5.2 BellSouth SPA Service

(N)

23.5.2.9 High Capacity (a.k.a. BellSouth SPA High Capacity) Service (Cont'd)

(N)

ALL STATES (Cont'd)

(N)

(A) Local Channel (Per Local Channel) (Cont'd)

(N)

(3) LightGate service (a.k.a. BellSouth Point to Point Network) Local Channel Systems (Includes first one-half air mile) (Cont'd)

(N)

(N)

(aj) LightGate OC-48 service (a.k.a. BellSouth SPA Point to Point Network OC-48 capacity) System

(N)

(N)

Per System (Cont'd)

(N)

Zone 3

Transport Payment Plan Rates

(N)

Plan A Plan B Plan C

(N)

12 to 36 37 to 60 61 to 96

(N)

Months Months Months

(N)

Per Month Rates

(N)

USOC

States

(N)

Alabama

\$11000.00

\$10000.00

\$9000.00

HFS48

(N)

Florida

\$11000.00

\$10000.00

\$9000.00

HFS48

(N)

Georgia

\$11000.00

\$10000.00

\$9000.00

HFS48

(N)

Kentucky

\$11000.00

\$10000.00

\$9000.00

HFS48

(N)

Louisiana

\$11000.00

\$10000.00

\$9000.00

HFS48

(N)

Mississippi

\$11000.00

\$10000.00

\$9000.00

HFS48

(N)

North Carolina

\$11000.00

\$10000.00

\$9000.00

HFS48

(N)

South Carolina

\$11000.00

\$10000.00

\$9000.00

HFS48

(N)

Tennessee

\$11000.00

\$10000.00

\$9000.00

HFS48

(N)

(ak) LightGate OC-48 service (a.k.a. BellSouth SPA Point to Point network OC-48 capacity) System

(N)

(N)

Per System with Optical Customer Termination

(N)

Zone 1

Transport Payment Plan Rates

(N)

Plan A Plan B Plan C

(N)

12 to 36 37 to 60 61 to 96

(N)

Months Months Months

(N)

Per Month Rates

(N)

USOC

States

(N)

Alabama

\$7040.00

\$6400.00

\$5760.00

HFS4C

(N)

Florida

\$7040.00

\$6400.00

\$5760.00

HFS4C

(N)

Georgia

\$7040.00

\$6400.00

\$5760.00

HFS4C

(N)

Kentucky

\$7040.00

\$6400.00

\$5760.00

HFS4C

(N)

Louisiana

\$7040.00

\$6400.00

\$5760.00

HFS4C

(N)

Mississippi

\$7040.00

\$6400.00

\$5760.00

HFS4C

(N)

North Carolina

\$7040.00

\$6400.00

\$5760.00

HFS4C

(N)

South Carolina

\$7040.00

\$6400.00

\$5760.00

HFS4C

(N)

Tennessee

\$7040.00

\$6400.00

\$5760.00

HFS4C

(N)

EFFECTIVE: JANUARY 23, 2001

ACCESS SERVICE

(N)

23 - Metropolitan Statistical Area Access Services (Cont'd)

(N)

23.5 Rates and Charges (Cont'd)

(N)

23.5.2 BellSouth SPA Service

(N)

23.5.2.9 High Capacity (a.k.a. BellSouth SPA High Capacity) Service (Cont'd)

(N)

ALL STATES (Cont'd)

(N)

(A) Local Channel (Per Local Channel) (Cont'd)

(N)

(3) LightGate service (a.k.a. BellSouth Point to Point Network) Local Channel Systems (Includes first one-half air mile) (Cont'd)

(N)

(N)

(ak) LightGate OC-48 service (a.k.a. BellSouth SPA Point to Point Network OC-48 capacity) System (Cont'd)

(N)

(N)

Per System with Optical Customer Termination (Cont'd)

(N)

Zone 2

| <u>Transport Payment Plan Rates</u> | | | |
|-------------------------------------|---------------|---------------|-------------|
| <u>Plan A</u> | <u>Plan B</u> | <u>Plan C</u> | |
| 12 to 36 | 37 to 60 | 61 to 96 | |
| <u>Months</u> | <u>Months</u> | <u>Months</u> | <u>USOC</u> |
| <u>Per Month Rates</u> | | | |

(N)

(N)

(N)

(N)

(N)

States

(N)

| | | | | |
|----------------|-----------|-----------|-----------|-------|
| Alabama | \$7040.00 | \$6400.00 | \$5760.00 | HFS4C |
| Florida | \$7040.00 | \$6400.00 | \$5760.00 | HFS4C |
| Georgia | \$7040.00 | \$6400.00 | \$5760.00 | HFS4C |
| Kentucky | \$7040.00 | \$6400.00 | \$5760.00 | HFS4C |
| Louisiana | \$7040.00 | \$6400.00 | \$5760.00 | HFS4C |
| Mississippi | \$7040.00 | \$6400.00 | \$5760.00 | HFS4C |
| North Carolina | \$7040.00 | \$6400.00 | \$5760.00 | HFS4C |
| South Carolina | \$7040.00 | \$6400.00 | \$5760.00 | HFS4C |
| Tennessee | \$7040.00 | \$6400.00 | \$5760.00 | HFS4C |

(N)

(N)

(N)

(N)

(N)

(N)

(N)

(N)

Zone 3

| <u>Transport Payment Plan Rates</u> | | | |
|-------------------------------------|---------------|---------------|-------------|
| <u>Plan A</u> | <u>Plan B</u> | <u>Plan C</u> | |
| 12 to 36 | 37 to 60 | 61 to 96 | |
| <u>Months</u> | <u>Months</u> | <u>Months</u> | <u>USOC</u> |
| <u>Per Month Rates</u> | | | |

(N)

(N)

(N)

(N)

(N)

States

(N)

| | | | | |
|----------------|-----------|-----------|-----------|-------|
| Alabama | \$7040.00 | \$6400.00 | \$5760.00 | HFS4C |
| Florida | \$7040.00 | \$6400.00 | \$5760.00 | HFS4C |
| Georgia | \$7040.00 | \$6400.00 | \$5760.00 | HFS4C |
| Kentucky | \$7040.00 | \$6400.00 | \$5760.00 | HFS4C |
| Louisiana | \$7040.00 | \$6400.00 | \$5760.00 | HFS4C |
| Mississippi | \$7040.00 | \$6400.00 | \$5760.00 | HFS4C |
| North Carolina | \$7040.00 | \$6400.00 | \$5760.00 | HFS4C |
| South Carolina | \$7040.00 | \$6400.00 | \$5760.00 | HFS4C |
| Tennessee | \$7040.00 | \$6400.00 | \$5760.00 | HFS4C |

(N)

(N)

(N)

(N)

(N)

(N)

(N)

(N)

BELLSOUTH TELECOMMUNICATIONS, INC.
 BY: Operations Manager - Pricing
 29657, 675 W. Peachtree St., N.E.
 Atlanta, Georgia 30375
 ISSUED: JULY 8, 2002

TARIFF F.C.C. NO. 1
 2ND REVISED PAGE 23-141
 CANCELS 1ST REVISED PAGE 23-141
 EFFECTIVE: JULY 9, 2002

ACCESS SERVICE

23 - Metropolitan Statistical Area Access Services (Cont'd) (T)

23.5 Rates and Charges (Cont'd)

23.5.2 BellSouth SPA Service

23.5.2.9 High Capacity (a.k.a. BellSouth SPA High Capacity) Service (Cont'd)

ALL STATES (Cont'd)

(A) Local Channel (Per Local Channel) (Cont'd)

(3) LightGate service (a.k.a. BellSouth Point to Point Network) Local Channel Systems (Includes first one-half air mile) (Cont'd)

(a1) LightGate OC-48 service (a.k.a. BellSouth SPA Point to Point Network OC-48 capacity) System

Per System with Optical Serving Wire Center Termination

Zone 1

| | <u>Transport Payment Plan Rates</u> | | | <u>USOC</u> |
|----------------|-------------------------------------|-----------------|-----------------|-------------|
| | <u>Plan A</u> | <u>Plan B</u> | <u>Plan C</u> | |
| | <u>12 to 36</u> | <u>37 to 60</u> | <u>61 to 96</u> | |
| | <u>Months</u> | <u>Months</u> | <u>Months</u> | |
| | <u>Per Month Rates</u> | | | |
| <u>States</u> | | | | |
| Alabama | \$7040.00 | \$6400.00 | \$5760.00 | HFS4W |
| Florida | \$7040.00 | \$6400.00 | \$5760.00 | HFS4W |
| Georgia | \$7040.00 | \$6400.00 | \$5760.00 | HFS4W |
| Kentucky | \$7040.00 | \$6400.00 | \$5760.00 | HFS4W |
| Louisiana | \$7040.00 | \$6400.00 | \$5760.00 | HFS4W |
| Mississippi | \$7040.00 | \$6400.00 | \$5760.00 | HFS4W |
| North Carolina | \$7040.00 | \$6400.00 | \$5760.00 | HFS4W |
| South Carolina | \$7040.00 | \$6400.00 | \$5760.00 | HFS4W |
| Tennessee | \$7040.00 | \$6400.00 | \$5760.00 | HFS4W |

Zone 2

| | <u>Transport Payment Plan Rates</u> | | | <u>USOC</u> |
|----------------|-------------------------------------|-----------------|-----------------|-------------|
| | <u>Plan A</u> | <u>Plan B</u> | <u>Plan C</u> | |
| | <u>12 to 36</u> | <u>37 to 60</u> | <u>61 to 96</u> | |
| | <u>Months</u> | <u>Months</u> | <u>Months</u> | |
| | <u>Per Month Rates</u> | | | |
| <u>States</u> | | | | |
| Alabama | \$7040.00 | \$6400.00 | \$5760.00 | HFS4W |
| Florida | \$7040.00 | \$6400.00 | \$5760.00 | HFS4W |
| Georgia | \$7040.00 | \$6400.00 | \$5760.00 | HFS4W |
| Kentucky | \$7040.00 | \$6400.00 | \$5760.00 | HFS4W |
| Louisiana | \$7040.00 | \$6400.00 | \$5760.00 | HFS4W |
| Mississippi | \$7040.00 | \$6400.00 | \$5760.00 | HFS4W |
| North Carolina | \$7040.00 | \$6400.00 | \$5760.00 | HFS4W |
| South Carolina | \$7040.00 | \$6400.00 | \$5760.00 | HFS4W |
| Tennessee | \$7040.00 | \$6400.00 | \$5760.00 | HFS4W |

BELLSOUTH TELECOMMUNICATIONS, INC.
 BY: Operations Manager - Pricing
 29G57, 675 W. Peachtree St., N.E.
 Atlanta, Georgia 30375
 ISSUED: OCTOBER 31, 2001

TARIFF F.C.C. NO. 1
 1ST REVISED PAGE 23-142
 CANCELS ORIGINAL PAGE 23-142
 EFFECTIVE: NOVEMBER 1, 2001

ACCESS SERVICE

23 - Metropolitan Statistical Area Access Services (Cont'd)

23.5 Rates and Charges (Cont'd)

23.5.2 BellSouth SPA Service

23.5.2.9 High Capacity (a.k.a. BellSouth SPA High Capacity) Service (Cont'd)

ALL STATES (Cont'd)

(A) Local Channel (Per Local Channel) (Cont'd)

(3) LightGate service (a.k.a. BellSouth Point to Point Network) Local Channel Systems (Includes first one-half air mile) (Cont'd)

(a1) LightGate OC-48 service (a.k.a. BellSouth SPA Point to Point Network OC-48 capacity) System (Cont'd)

Per System with Optical Serving Wire Center Termination (Cont'd)

Zone 3

| | <u>Transport Payment Plan Rates</u> | | | <u>USOC</u> | |
|----------------|-------------------------------------|-----------------|-----------------|-------------|-----|
| | <u>Plan A</u> | <u>Plan B</u> | <u>Plan C</u> | | |
| | <u>12 to 36</u> | <u>37 to 60</u> | <u>61 to 96</u> | | |
| | <u>Months</u> | <u>Months</u> | <u>Months</u> | | |
| | <u>Per Month Rates</u> | | | | |
| <u>States</u> | | | | | |
| Alabama | \$7040.00 | \$6400.00 | \$5760.00 | HFS4W | (R) |
| Florida | \$7040.00 | \$6400.00 | \$5760.00 | HFS4W | (R) |
| Georgia | \$7040.00 | \$6400.00 | \$5760.00 | HFS4W | (R) |
| Kentucky | \$7040.00 | \$6400.00 | \$5760.00 | HFS4W | (R) |
| Louisiana | \$7040.00 | \$6400.00 | \$5760.00 | HFS4W | (R) |
| Mississippi | \$7040.00 | \$6400.00 | \$5760.00 | HFS4W | (R) |
| North Carolina | \$7040.00 | \$6400.00 | \$5760.00 | HFS4W | (R) |
| South Carolina | \$7040.00 | \$6400.00 | \$5760.00 | HFS4W | (R) |
| Tennessee | \$7040.00 | \$6400.00 | \$5760.00 | HFS4W | (R) |

EFFECTIVE: JANUARY 23, 2001

ACCESS SERVICE

(N)

23 - Metropolitan Statistical Area Access Services (Cont'd)

(N)

23.5 Rates and Charges (Cont'd)

(N)

23.5.2 BellSouth SPA Service

(N)

23.5.2.9 High Capacity (a.k.a. BellSouth SPA High Capacity) Service (Cont'd)

(N)

ALL STATES (Cont'd)

(N)

(A) Local Channel (Per Local Channel) (Cont'd)

(N)

(3) LightGate service (a.k.a. BellSouth Point to Point Network) Local Channel Systems (Includes first one-half air mile) (Cont'd)

(N)

(N)

(am) LightGate OC-192 service (a.k.a. BellSouth SPA Point to Point Network OC-192 capacity) System

(N)

(N)

Per System

(N)

Zone 1

| Transport Payment Plan Rates | | | |
|------------------------------|----------|----------|------|
| Plan A | Plan B | Plan C | |
| 12 to 36 | 37 to 60 | 61 to 96 | |
| Months | Months | Months | USOC |
| Per Month Rates | | | |

(N)

(N)

(N)

(N)

(N)

States

(N)

| | | | | |
|----------------|------------|------------|------------|-------|
| Alabama | \$22000.00 | \$20000.00 | \$18000.00 | HFST2 |
| Florida | \$22000.00 | \$20000.00 | \$18000.00 | HFST2 |
| Georgia | \$22000.00 | \$20000.00 | \$18000.00 | HFST2 |
| Kentucky | \$22000.00 | \$20000.00 | \$18000.00 | HFST2 |
| Louisiana | \$22000.00 | \$20000.00 | \$18000.00 | HFST2 |
| Mississippi | \$22000.00 | \$20000.00 | \$18000.00 | HFST2 |
| North Carolina | \$22000.00 | \$20000.00 | \$18000.00 | HFST2 |
| South Carolina | \$22000.00 | \$20000.00 | \$18000.00 | HFST2 |
| Tennessee | \$22000.00 | \$20000.00 | \$18000.00 | HFST2 |

(N)

(N)

(N)

(N)

(N)

(N)

(N)

(N)

Zone 2

| Transport Payment Plan Rates | | | |
|------------------------------|----------|----------|------|
| Plan A | Plan B | Plan C | |
| 12 to 36 | 37 to 60 | 61 to 96 | |
| Months | Months | Months | USOC |
| Per Month Rates | | | |

(N)

(N)

(N)

(N)

(N)

States

(N)

| | | | | |
|----------------|------------|------------|------------|-------|
| Alabama | \$22000.00 | \$20000.00 | \$18000.00 | HFST2 |
| Florida | \$22000.00 | \$20000.00 | \$18000.00 | HFST2 |
| Georgia | \$22000.00 | \$20000.00 | \$18000.00 | HFST2 |
| Kentucky | \$22000.00 | \$20000.00 | \$18000.00 | HFST2 |
| Louisiana | \$22000.00 | \$20000.00 | \$18000.00 | HFST2 |
| Mississippi | \$22000.00 | \$20000.00 | \$18000.00 | HFST2 |
| North Carolina | \$22000.00 | \$20000.00 | \$18000.00 | HFST2 |
| South Carolina | \$22000.00 | \$20000.00 | \$18000.00 | HFST2 |
| Tennessee | \$22000.00 | \$20000.00 | \$18000.00 | HFST2 |

(N)

(N)

(N)

(N)

(N)

(N)

(N)

(N)

BELLSOUTH TELECOMMUNICATIONS, INC.
 BY: Operations Manager - Pricing
 29G57, 675 W. Peachtree St., N.E.
 Atlanta, Georgia 30375
 ISSUED: JANUARY 22, 2001

TARIFF F.C.C. NO. 1
 ORIGINAL PAGE 23-144

EFFECTIVE: JANUARY 23, 2001

ACCESS SERVICE

(N)

23 - Special Access (a.k.a. BellSouth SPA) Service (Cont'd)

(N)

23.5 Rates and Charges (Cont'd)

(N)

23.5.2 BellSouth SPA Service

(N)

23.5.2.9 High Capacity (a.k.a. BellSouth SPA High Capacity) Service (Cont'd)

(N)

ALL STATES (Cont'd)

(N)

(A) Local Channel (Per Local Channel) (Cont'd)

(N)

(3) LightGate service (a.k.a. BellSouth Point to Point Network) Local Channel Systems (Includes first one-half air mile) (Cont'd)

(N)

(N)

(am) LightGate OC-192 service (a.k.a. BellSouth SPA Point to Point Network OC-192 capacity) System (Cont'd)

(N)

(N)

Per System (Cont'd)

(N)

Zone 3

Transport Payment Plan Rates

(N)

| Plan A | Plan B | Plan C |
|------------------------|----------|----------|
| 12 to 36 | 37 to 60 | 61 to 96 |
| Months | Months | Months |
| <u>Per Month Rates</u> | | |

(N)

(N)

(N)

USOC

(N)

States

(N)

| | | | | |
|----------------|------------|------------|------------|-------|
| Alabama | \$22000.00 | \$20000.00 | \$18000.00 | HFST2 |
| Florida | \$22000.00 | \$20000.00 | \$18000.00 | HFST2 |
| Georgia | \$22000.00 | \$20000.00 | \$18000.00 | HFST2 |
| Kentucky | \$22000.00 | \$20000.00 | \$18000.00 | HFST2 |
| Louisiana | \$22000.00 | \$20000.00 | \$18000.00 | HFST2 |
| Mississippi | \$22000.00 | \$20000.00 | \$18000.00 | HFST2 |
| North Carolina | \$22000.00 | \$20000.00 | \$18000.00 | HFST2 |
| South Carolina | \$22000.00 | \$20000.00 | \$18000.00 | HFST2 |
| Tennessee | \$22000.00 | \$20000.00 | \$18000.00 | HFST2 |

(N)

(N)

(N)

(N)

(N)

(N)

(N)

(N)

EFFECTIVE: JANUARY 23, 2001

ACCESS SERVICE

(N)

23 – Metropolitan Statistical Area Access Services (Cont'd)

(N)

23.5 Rates and Charges (Cont'd)

(N)

23.5.2 BellSouth SPA Service

(N)

23.5.2.9 High Capacity (a.k.a. BellSouth SPA High Capacity) Service (Cont'd)

(N)

ALL STATES (Cont'd)

(N)

(A) Local Channel (Per Local Channel) (Cont'd)

(N)

(3) LightGate service (a.k.a. BellSouth SPA Point to Point Network)
 Local Channel Systems (Includes first one-half air mile) (Cont'd)

(N)

(N)

(an) LightGate service (a.k.a. BellSouth SPA Point to Point Networks)
 Synchronous service System Channel Interfaces

(N)

(N)

| | Transport | Payment | Plan Rates |
|----------------------|-----------------|---------------|---------------|
| Non-Recurring Charge | Plan A | Plan B | Plan C |
| | 12 to 36 | 37 to 60 | 61 to 96 |
| | <u>Months</u> | <u>Months</u> | <u>Months</u> |
| | Per Month Rates | | |

(N)

(N)

(N)

(N)

(N)

Central Office Channel Interfaces

(N)

Per DS1 \$170.00 \$ 20.00 \$ 17.00 \$ 15.00 1PQE8

(N)

Per DS3 \$180.00 \$ 95.00 \$ 90.00 \$ 85.00 1PQEC

(N)

Per STS-1 \$200.00 \$ 140.00 \$ 130.00 \$ 120.00 1PQE4

(N)

Per OC-3 (2 Fiber) \$200.00 \$ 190.00 \$ 175.00 \$ 160.00 1PQE5

(N)

(4 Fiber) \$200.00 \$ 330.00 \$ 300.00 \$ 270.00 1PQE6

(N)

Per OC-12 (2 Fiber) \$360.00 \$ 495.00 \$ 450.00 \$ 405.00 1PQEE

(N)

(4 Fiber) \$400.00 \$ 990.00 \$ 900.00 \$ 810.00 1PQED

(N)

Per OC-48 (2 Fiber) \$500.00 \$1325.00 \$1215.00 \$1050.00 1PQEO

(N)

(4 Fiber) \$500.00 \$2650.00 \$2430.00 \$2100.00 1PQEF

(N)

Per 28 DS1 Channel System N/A \$ 490.00 \$ 465.00 \$ 450.00 MQ3CO

(N)

Per DS1 \$170.00 \$ 8.00 \$ 7.00 \$ 6.00 1PQEA

(N)

Per STS-1 Channel System N/A \$ 490.00 \$ 465.00 \$ 450.00 1PQE7

(N)

Per OC-3 Channel System N/A \$1100.00 \$1000.00 \$ 900.00 1PQE9

(N)

Per OC-12 Channel System N/A \$2200.00 \$2000.00 \$ 1800.00 1PQ12

(N)

Per OC-48 Channel System N/A \$4410.00 \$4050.00 \$ 3510.00 1PQ48

(N)

(N)

EFFECTIVE: JANUARY 23, 2001

ACCESS SERVICE

(N)

23 - Metropolitan Statistical Area Access Services (Cont'd)

(N)

23.5 Rates and Charges (Cont'd)

(N)

23.5.2 BellSouth SPA Service

(N)

23.5.2.9 High Capacity (a.k.a. BellSouth SPA High Capacity) Service (Cont'd)

(N)

ALL STATES (Cont'd)

(N)

(A) Local Channel (Per Local Channel) (Cont'd)

(N)

(3) LightGate service (a.k.a. BellSouth SPA Point to Point Network)
 Local Channel Systems (Includes first one-half air mile) (Cont'd)

(N)

(N)

(an) LightGate service (a.k.a. BellSouth SPA Point to Point Networks)
 Synchronous service System Channel Interfaces (Cont'd)

(N)

(N)

| | | Transport Payment Plan Rates | | | | (N) | |
|-----------------------------|--------------------|------------------------------|-----------|-----------|-------|-----|-----|
| Non-Recurring Charge | | Plan A | Plan B | Plan C | | (N) | |
| | | 12 to 36 | 37 to 60 | 61 to 96 | | (N) | |
| | | Months | Months | Months | | (N) | |
| | | Per Month Rates | | | USOC | (N) | |
| Customer Channel Interfaces | | | | | | | (N) |
| Per DS1 | \$170.00 | \$ 24.00 | \$ 22.00 | \$ 20.00 | 1PQF1 | (N) | |
| Per DS3 | \$235.00 | \$ 185.00 | \$ 175.00 | \$ 165.00 | 1PQF3 | (N) | |
| Per STS-1 | \$260.00 | \$ 195.00 | \$ 185.00 | \$ 175.00 | 1PQF4 | (N) | |
| Per OC-3 (2 Fiber) | \$235.00 | \$ 190.00 | \$ 175.00 | \$ 160.00 | 1PQF5 | (N) | |
| | (4 Fiber) \$235.00 | \$ 380.00 | \$ 350.00 | \$ 320.00 | 1PQF6 | (N) | |
| Per OC-12(2 Fiber) | \$275.00 | \$ 570.00 | \$ 525.00 | \$ 480.00 | 1PQF8 | (N) | |
| | (4 Fiber) \$275.00 | \$1140.00 | \$1050.00 | \$ 960.00 | 1PQF7 | (N) | |
| Per OC-48 (2 Fiber) | \$350.00 | \$1325.00 | \$1215.00 | \$1050.00 | 1PQF2 | (N) | |
| | (4 Fiber) \$350.00 | \$2650.00 | \$2430.00 | \$2100.00 | 1PQF0 | (N) | |

EFFECTIVE: JANUARY 23, 2001

ACCESS SERVICE

23 - Metropolitan Statistical Area Access Services (Cont'd) (N)

23.5 Rates and Charges (Cont'd) (N)

23.5.2 BellSouth SPA Service (N)

23.5.2.9 High Capacity (a.k.a. BellSouth SPA High Capacity) Service (Cont'd) (N)

ALL STATES (Cont'd) (N)

(A) Local Channel (Per Local Channel) (Cont'd) (N)

(3) LightGate service (a.k.a. BellSouth SPA Point to Point Network) Local Channel Systems (Includes first one-half air mile) (Cont'd) (N)

(ao) Local channel mileage rates (for all LightGate service (a.k.a. BellSouth SPA Point to Point Network) local channel systems) (N)

Each additional system one-half air mile (N)

| Zone 1 | Transport Payment Plan Rates | | | <u>USOC</u> | (N) |
|--------|------------------------------|---------------|---------------|-------------|-----|
| | Plan A | Plan B | Plan C | | |
| | 12 to 36 | 37 to 60 | 61 to 96 | | |
| | <u>Months</u> | <u>Months</u> | <u>Months</u> | | |
| | <u>Per Month Rates</u> | | | | (N) |

| <u>States</u> | | | | | (N) |
|----------------|----------|----------|----------|-------|-----|
| Alabama | \$190.00 | \$170.00 | \$150.00 | 1LPEA | (N) |
| Florida | \$190.00 | \$170.00 | \$150.00 | 1LPEA | (N) |
| Georgia | \$190.00 | \$170.00 | \$150.00 | 1LPEA | (N) |
| Kentucky | \$190.00 | \$170.00 | \$150.00 | 1LPEA | (N) |
| Louisiana | \$190.00 | \$170.00 | \$150.00 | 1LPEA | (N) |
| Mississippi | \$190.00 | \$170.00 | \$150.00 | 1LPEA | (N) |
| North Carolina | \$190.00 | \$170.00 | \$150.00 | 1LPEA | (N) |
| South Carolina | \$190.00 | \$170.00 | \$150.00 | 1LPEA | (N) |
| Tennessee | \$190.00 | \$170.00 | \$150.00 | 1LPEA | (N) |

| Zone 2 | Transport Payment Plan Rates | | | <u>USOC</u> | (N) |
|--------|------------------------------|---------------|---------------|-------------|-----|
| | Plan A | Plan B | Plan C | | |
| | 12 to 36 | 37 to 60 | 61 to 96 | | |
| | <u>Months</u> | <u>Months</u> | <u>Months</u> | | |
| | <u>Per Month Rates</u> | | | | (N) |

| <u>States</u> | | | | | (N) |
|----------------|----------|----------|----------|-------|-----|
| Alabama | \$190.00 | \$170.00 | \$150.00 | 1LPEA | (N) |
| Florida | \$190.00 | \$170.00 | \$150.00 | 1LPEA | (N) |
| Georgia | \$190.00 | \$170.00 | \$150.00 | 1LPEA | (N) |
| Kentucky | \$190.00 | \$170.00 | \$150.00 | 1LPEA | (N) |
| Louisiana | \$190.00 | \$170.00 | \$150.00 | 1LPEA | (N) |
| Mississippi | \$190.00 | \$170.00 | \$150.00 | 1LPEA | (N) |
| North Carolina | \$190.00 | \$170.00 | \$150.00 | 1LPEA | (N) |
| South Carolina | \$190.00 | \$170.00 | \$150.00 | 1LPEA | (N) |
| Tennessee | \$190.00 | \$170.00 | \$150.00 | 1LPEA | (N) |

EFFECTIVE: JANUARY 23, 2001

ACCESS SERVICE

23 - Metropolitan Statistical Area Access Services (Cont'd)

23.5 Rates and Charges (Cont'd)

23.5.2 BellSouth SPA Service

23.5.2.9 High Capacity (a.k.a. BellSouth SPA High Capacity) Service (Cont'd)

ALL STATES (Cont'd)

(A) Local Channel (Per Local Channel) (Cont'd)

(3) LightGate service (a.k.a. BellSouth SPA Point to Point Network)
 Local Channel Systems (Includes first one-half air mile) (Cont'd)

(ap) Local channel mileage rates (for all LightGate service (a.k.a.
 BellSouth SPA Point to Point Network) local channel systems
 (Cont'd)

Each additional system one-half air mile (Cont'd)

Zone 3

| Transport Payment Plan Rates | | |
|------------------------------|---------------|---------------|
| Plan A | Plan B | Plan C |
| 12 to 36 | 37 to 60 | 61 to 96 |
| <u>Months</u> | <u>Months</u> | <u>Months</u> |
| <u>Per Month Rates</u> | | |

USOC

States

| | | | | |
|----------------|----------|----------|----------|-------|
| Alabama | \$190.00 | \$170.00 | \$150.00 | 1LPEA |
| Florida | \$190.00 | \$170.00 | \$150.00 | 1LPEA |
| Georgia | \$190.00 | \$170.00 | \$150.00 | 1LPEA |
| Kentucky | \$190.00 | \$170.00 | \$150.00 | 1LPEA |
| Louisiana | \$190.00 | \$170.00 | \$150.00 | 1LPEA |
| Mississippi | \$190.00 | \$170.00 | \$150.00 | 1LPEA |
| North Carolina | \$190.00 | \$170.00 | \$150.00 | 1LPEA |
| South Carolina | \$190.00 | \$170.00 | \$150.00 | 1LPEA |
| Tennessee | \$190.00 | \$170.00 | \$150.00 | 1LPEA |

(aq) Seperate Alternate Facility Transport (SAFT) local channel
 protection mileage (for all LightGate service (a.k.a. BellSouth SPA
 Point to Point Network) local channel systems

SAFT Level I
 Per System

Per system
 one-half
 air mile

\$ 145.00 \$ 120.00 \$ 110.00 1L8EA

SAFT Level II
 Per System

Per system
 one-half
 air mile

\$1000.00 \$800.00 \$ 650.00 1L8EP

EFFECTIVE: JANUARY 23, 2001

ACCESS SERVICE

(N)

23 - Metropolitan Statistical Area Access Services (Cont'd)

(N)

23.5 Rates and Charges (Cont'd)

(N)

23.5.2 BellSouth SPA Service

(N)

23.5.2.9 High Capacity (a.k.a. BellSouth SPA High Capacity) Service (Cont'd)

(N)

ALL STATES (Cont'd)

(N)

(A) Local Channel (Per Local Channel) (Cont'd)

(N)

(3) LightGate service (a.k.a. BellSouth SPA Point to Point Network) Local Channel Systems (Includes first one-half air mile) (Cont'd)

(N)

(ar) LightGate 1 service (a.k.a. BellSouth SPA Point to Point Network 1 DS3 Capacity) Local Channel Service System

(N)

(N)

| | | <u>Channel Services Payment Plan Rates</u> | | | |
|--|------------------------------------|--|-------------------------------------|-------------------------------------|-------------|
| | Non- Recurring <u>Charge</u> | Plan A 24 to 48 <u>Months</u> | Plan B 49 to 72 <u>Months</u> | Plan C 73 to 96 <u>Months</u> | <u>USOC</u> |
| | | <u>Per Month Rates</u> | | | |
| Per Electrical System | \$ 300.00 | \$1590.00 | \$1440.00 | \$1290.00 | HFSC |
| <u>Central Office Channel Interfaces</u> | | | | | |
| Per DS3 | \$ 180.00 | \$ 70.00 | \$ 70.00 | \$ 70.00 | 1PQE |
| Per DS1 | \$ 170.00 | \$ 8.00 | \$ 7.00 | \$ 6.00 | 1PQE |
| <u>Customer Channel Interfaces</u> | | | | | |
| Per DS3 | \$ 235.00 | \$ 70.00 | \$ 70.00 | \$ 70.00 | 1PQE |
| Per DS1 | \$ 170.00 | \$ 13.00 | \$ 11.50 | \$ 10.00 | 1PQE |

EFFECTIVE: JANUARY 23, 2001

ACCESS SERVICE

(N)

23 - Metropolitan Statistical Area Access Services (Cont'd)

(N)

23.5 Rates and Charges (Cont'd)

(N)

23.5.2 BellSouth SPA Service

(N)

23.5.2.9 High Capacity (a.k.a. BellSouth SPA High Capacity) Service (Cont'd)

(N)

ALL STATES (Cont'd)

(N)

(A) Local Channel (Per Local Channel) (Cont'd)

(N)

(3) LightGate service (a.k.a. BellSouth SPA Point to Point Network) Local Channel Systems (Includes first one-half air mile) (Cont'd)

(N)

(as) LightGate 2 service (a.k.a. BellSouth SPA Point to Point Network 3 DS3 Capacity) Local Channel Service System

(N)

(N)

| | | <u>Channel Services Payment Plan Rates</u> | | | |
|--|-----------------------------|--|--|--|-------------|
| | <u>Non-Recurring Charge</u> | <u>Plan A</u> 24 to 48 <u>Months</u> | <u>Plan B</u> 49 to 72 <u>Months</u> | <u>Plan C</u> 73 to 96 <u>Months</u> | <u>USOC</u> |
| | | <u>Per Month Rates</u> | | | |
| Per Electrical System | \$300.00 | \$3190.00 | \$2890.00 | \$2590.00 | HFSCE |
| Per System with Optical Customer Termination | \$300.00 | \$2720.00 | \$2480.00 | \$2240.00 | HFSL2 |
| <u>Central Office Channel Interfaces</u> | | | | | |
| Per DS3 | \$180.00 | \$ 70.00 | \$ 70.00 | \$ 70.00 | 1PQEC |
| Per DS1 | \$170.00 | \$ 8.00 | \$ 7.00 | \$ 6.00 | 1PQE1 |
| <u>Customer Channel Interfaces</u> | | | | | |
| Per DS3 | \$235.00 | \$ 70.00 | \$ 70.00 | \$ 70.00 | 1PQEP |
| Per DS1 | \$170.00 | \$ 13.00 | \$ 11.50 | \$ 10.00 | 1PQE2 |

EFFECTIVE: JANUARY 23, 2001

ACCESS SERVICE

(N)

23 - Metropolitan Statistical Area Access Services (Cont'd)

(N)

23.5 Rates and Charges (Cont'd)

(N)

23.5.2 BellSouth SPA Service

(N)

23.5.2.9 High Capacity (a.k.a. BellSouth SPA High Capacity) Service (Cont'd)

(N)

ALL STATES (Cont'd)

(N)

(A) Local Channel (Per Local Channel) (Cont'd)

(N)

(3) LightGate service (a.k.a. BellSouth SPA Point to Point Network)
 Local Channel Systems (Includes first one-half air mile) (Cont'd)

(N)

(N)

(at) LightGate 3 service (a.k.a. BellSouth SPA Point to Point Network
 12 DS3 Capacity) (Includes first one-half air mile) Local Channel
 Service System

(N)

(N)

(N)

| | <u>Channel Services Payment Plan Rates</u> | | | | <u>USOC</u> |
|--|--|------------------------|-----------------|-----------------|-------------|
| | <u>Non- Recurring Charge</u> | <u>Plan A</u> | <u>Plan B</u> | <u>Plan C</u> | |
| | | <u>24 to 48</u> | <u>49 to 72</u> | <u>73 to 96</u> | |
| | | <u>Months</u> | <u>Months</u> | <u>Months</u> | |
| | | <u>Per Month Rates</u> | | | |
| Per Electrical System | \$300.00 | \$5140.00 | \$4690.00 | \$4240.00 | HFSCG |
| Per System with Optical Customer Termination | \$300.00 | \$4380.00 | \$4000.00 | \$3600.00 | HFSL3 |
| <u>Central Office Channel Interfaces</u> | | | | | |
| Per DS3 | \$180.00 | \$ 70.00 | \$ 70.00 | \$ 70.00 | 1PQEC |
| Per 28 DS1 Channel System | \$290.00 | \$490.00 | \$465.00 | \$450.00 | MQ3C0 |
| Per DS1 | \$170.00 | \$ 8.00 | \$ 7.00 | \$ 6.00 | 1PQE1 |
| <u>Customer Channel Interfaces</u> | | | | | |
| Per DS3 | \$235.00 | \$ 70.00 | \$ 70.00 | \$ 70.00 | 1PQEP |

EFFECTIVE: JANUARY 23, 2001

ACCESS SERVICE

(N)

23 - Metropolitan Statistical Area Access Services (Cont'd)

(N)

23.5 Rates and Charges (Cont'd)

(N)

23.5.2 BellSouth SPA Service

(N)

23.5.2.9 High Capacity (a.k.a. BellSouth SPA High Capacity) Service (Cont'd)

(N)

ALL STATES (Cont'd)

(N)

(A) Local Channel (Per Local Channel) (Cont'd)

(N)

(3) LightGate service (a.k.a. BellSouth SPA Point to Point Network) Local Channel Systems (Includes first one-half air mile) (Cont'd)

(N)

(au) LightGate 4 service (a.k.a. BellSouth SPA Point to Point Network 24 DS3 Capacity) Local Channel Service System

(N)

(N)

| | <u>Channel Services Payment Plan Rates</u> | | |
|----------------------|--|---------------|---------------|
| Non-Recurring Charge | <u>Plan A</u> | <u>Plan B</u> | <u>Plan C</u> |
| | 24 to 48 | 49 to 72 | 73 to 96 |
| | <u>Months</u> | <u>Months</u> | <u>Months</u> |
| | <u>Per Month Rates</u> | | |

(N)

(N)

(N)

(N)

(N)

Per Electrical System

\$300.00

\$8790.00

\$7990.00

\$7190.00

HFSCJ

(N)

(N)

Central Office Channel Interfaces

(N)

Per DS3

\$180.00

\$ 70.00

\$ 70.00

\$ 70.00

1PQEC

(N)

Per 28 DS1 Channel System

\$290.00

\$ 490.00

\$ 465.00

\$ 450.00

MQ3CO

(N)

(N)

Per DS1

\$170.00

\$ 8.00

\$ 7.00

\$ 6.00

1PQE1

(N)

Customer Channel Interfaces

(N)

Per DS3

\$235.00

\$ 70.00

\$ 70.00

\$ 70.00

1PQEP

(N)

EFFECTIVE: JANUARY 23, 2001

ACCESS SERVICE

(N)

23 - Metropolitan Statistical Area Access Services (Cont'd)

(N)

23.5 Rates and Charges (Cont'd)

(N)

23.5.2 BellSouth SPA Service

(N)

23.5.2.9 High Capacity (a.k.a. BellSouth SPA High Capacity) Service (Cont'd)

(N)

ALL STATES (Cont'd)

(N)

(A) Local Channel (Per Local Channel) (Cont'd)

(N)

(3) LightGate service (a.k.a. BellSouth SPA Point to Point Network) Local Channel Systems (Includes first one-half air mile) (Cont'd)

(N)

(av) LightGate OC-3 service (a.k.a. BellSouth SPA Point to Point Network OC-3 Capacity) Local Channel Service System

(N)

(N)

| | | Channel Services Payment Plan Rates | | | | |
|---|----------------------|-------------------------------------|---------------------------|---------------------------|--|-------|
| | Non-Recurring Charge | Plan A 24 to 48 Months | Plan B 49 to 72 Months | Plan C 73 to 96 Months | | USOC |
| | | Per Month Rates | | | | |
| Per Electrical System | N/A | \$3100.00 | \$2800.00 | \$2500.00 | | HFS03 |
| Per System with Optical Customer Termination | N/A | \$1968.00 | \$1776.00 | \$1584.00 | | HFS0C |
| Per System with Optical Serving Wire Center Termination | N/A | \$2460.00 | \$2220.00 | \$1980.00 | | HFS0W |
| Central Office Channel Interfaces | | | | | | |
| Per DS1 | \$ 170.00 | \$ 20.00 | \$ 17.00 | \$ 15.00 | | 1PQE8 |
| Per DS3 | \$ 180.00 | \$ 95.00 | \$ 90.00 | \$ 85.00 | | 1PQEC |
| Per STS-1 | \$ 200.00 | \$ 140.00 | \$ 130.00 | \$ 120.00 | | 1PQE4 |
| Per 28 DS1 Channel System | N/A | \$ 490.00 | \$ 465.00 | \$ 450.00 | | MQ3C0 |
| Per DS1 | \$ 170.00 | \$ 8.00 | \$ 7.00 | \$ 6.00 | | 1PQEA |
| Per STS-1 Channel System | N/A | \$ 490.00 | \$ 465.00 | \$ 450.00 | | 1PQE7 |
| Per DS1 | \$ 170.00 | \$ 20.00 | \$ 17.00 | \$ 15.00 | | 1PQE8 |

EFFECTIVE: JANUARY 23, 2001

ACCESS SERVICE

(N)

23 - Metropolitan Statistical Area Access Services(Cont'd)

(N)

23.5 Rates and Charges (Cont'd)

(N)

23.5.2 BellSouth SPA Service

(N)

23.5.2.9 High Capacity (a.k.a. BellSouth SPA High Capacity) Service (Cont'd)

(N)

ALL STATES (Cont'd)

(N)

(A) Local Channel (Per Local Channel) (Cont'd)

(N)

(3) LightGate service (a.k.a. BellSouth SPA Point to Point Network) Local Channel Systems
 (Includes first one-half mile) (Cont'd)

(N)

(N)

(N)

(aw) LightGate OC-3 service (a.k.a. BellSouth SPA Point to Point Network OC-3 Capacity) Local Channel Service System

(N)

(N)

| Non-Recurring Charge | Channel Services Payment Plan Rates | | | USOC |
|----------------------|-------------------------------------|----------|----------|------|
| | Plan A | Plan B | Plan C | |
| | 24 to 48 | 49 to 72 | 73 to 96 | |
| | Months | Months | Months | |
| | Per Month Rates | | | |

(N)

(N)

(N)

(N)

(N)

Customer Channel Interfaces

(N)

Per DS1 \$170.00 \$ 24.00 \$ 22.00 \$ 20.00 1PQF1

(N)

Per DS3 \$235.00 \$185.00 \$175.00 \$165.00 1PQF3

(N)

Per STS-1 \$260.00 \$195.00 \$185.00 \$175.00 1PQF4

(N)

(ax) LightGate OC-12 service (a.k.a. BellSouth SPA Point to Point Network OC-12 Capacity) Local Channel Service System

(N)

(N)

Per Electrical System N/A \$5100.00 \$4600.00 \$4150.00 HFS12

(N)

(N)

Per System with Optical Customer Termination N/A \$3504.00 \$3200.00 \$2880.00 HFS1C

(N)

(N)

(N)

Per System with Optical Serving Wire Center Termination N/A \$4380.00 \$4000.00 \$3600.00 HFS1W

(N)

(N)

(N)

(N)

BELLSOUTH TELECOMMUNICATIONS, INC.
 BY: Operations Manager - Pricing
 29G57, 675 W. Peachtree St., N.E.
 Atlanta, Georgia 30375
 ISSUED: AUGUST 15, 2002

TARIFF F.C.C. NO. 1
 1ST REVISED PAGE 23-155
 CANCELS ORIGINAL PAGE 23-155

EFFECTIVE: AUGUST 30, 2002

ACCESS SERVICE

23 - Metropolitan Statistical Area Access Services(Cont'd)

23.5 Rates and Charges (Cont'd)

23.5.2 BellSouth SPA Service

23.5.2.9 High Capacity (a.k.a. BellSouth SPA High Capacity) Service(Cont'd)

ALL STATES (Cont'd)

(A) Local Channel (Per Local Channel) (Cont'd)

(3) LightGate service (a.k.a. BellSouth SPA Point to Point Network) Local Channel Systems (Includes first one-half air mile) (Cont'd)

(ay) LightGate OC-12 service (a.k.a. BellSouth SPA Point to Point Network OC-12 Capacity) Local Channel Service System

| | Channel Services Payment Plan Rates | | | | |
|--|-------------------------------------|---------------------------|---------------------------|---------------------------|-----------|
| | Non-Recurring Charge | Plan A 24 to 48 Months | Plan B 49 to 72 Months | Plan C 73 to 96 Months | USOC |
| | | Per Month Rates | | | |
| <u>Central Office Channel Interfaces</u> | | | | | |
| Per DS3 | \$ 180.00 | \$ 95.00 | \$ 90.00 | \$ 85.00 | 1PQEC |
| Per STS-1 | \$ 200.00 | \$ 140.00 | \$ 130.00 | \$ 120.00 | 1PQE4 |
| Per OC-3(2 Fiber) | \$ 200.00 | \$ 190.00 | \$ 175.00 | \$ 160.00 | 1PQE5 |
| | | | | | |
| Per 28 DS1 Channel System | N/A | \$ 490.00 | \$ 465.00 | \$ 450.00 | MQ3C0 |
| Per DS1 | \$ 170.00 | \$ 8.00 | \$ 7.00 | \$ 6.00 | 1PQEA |
| | | | | | |
| Per STS-1 Channel System | N/A | \$ 490.00 | \$ 465.00 | \$ 450.00 | 1PQE7 |
| Per DS1 | \$ 170.00 | \$ 20.00 | \$ 17.00 | \$ 15.00 | 1PQE8 |
| | | | | | |
| Per OC-3 Channel System | N/A | \$1100.00 | \$1000.00 | \$ 900.00 | 1PQE9 |
| Per DS1 | \$ 170.00 | \$ 20.00 | \$ 17.00 | \$ 15.00 | 1PQE8 |
| <u>Customer Channel Interfaces</u> | | | | | |
| Per DS3 | \$ 235.00 | \$ 185.00 | \$ 175.00 | \$ 165.00 | 1PQF3 (T) |
| Per STS-1 | \$ 260.00 | \$ 195.00 | \$ 185.00 | \$ 175.00 | 1PQF4 |
| Per OC-3 (2 Fiber) | \$ 235.00 | \$ 190.00 | \$ 175.00 | \$ 160.00 | 1PQF5 |

EFFECTIVE: JANUARY 23, 2001

ACCESS SERVICE

(N)

23 - Metropolitan Statistical Area Access Services (Cont'd)

(N)

23.5 Rates and Charges (Cont'd)

(N)

23.5.2 BellSouth SPA Service

(N)

23.5.2.9 High Capacity (a.k.a. BellSouth SPA High Capacity) Service (Cont'd)

(N)

ALL STATES (Cont'd)

(N)

(A) Local Channel (Per Local Channel) (Cont'd)

(N)

(3) LightGate service (a.k.a. BellSouth SPA Point to Point Network)

(N)

Local Channel Systems

(N)

(Includes first one-half air mile) (Cont'd)

(N)

(az) LightGate OC-48 service (a.k.a. BellSouth SPA Point to Point Network OC-48 Capacity) Local Channel Service System

(N)

(N)

| | | <u>Channel Services Payment Plan Rates</u> | | | |
|--|-----------------------------|--|---------------------------------------|---------------------------------------|-------------|
| | <u>Non-Recurring Charge</u> | <u>Plan A 24 to 48 Months</u> | <u>Plan B 49 to 72 Months</u> | <u>Plan C 73 to 96 Months</u> | <u>USOC</u> |
| | | <u>Per Month Rates</u> | | | |
| Per Electrical System | N/A | \$11000.00 | \$10000.00 | \$9000.00 | HFS48 |
| Per System with Optical Customer Termination | N/A | \$7040.00 | \$6400.00 | \$5760.00 | HFS4C |
| <u>Central Office Channel Interfaces</u> | | | | | |
| Per DS3 | \$ 180.00 | \$ 95.00 | \$ 90.00 | \$ 85.00 | 1PQEC |
| Per STS-1 | \$ 200.00 | \$ 140.00 | \$ 130.00 | \$ 120.00 | 1PQE4 |
| Per OC-3 (2 Fiber) | \$ 200.00 | \$ 190.00 | \$ 175.00 | \$ 160.00 | 1PQE5 |
| Per 28 DS1 Channel System | N/A | \$ 490.00 | \$ 465.00 | \$ 450.00 | MQ3CO |
| Per DS1 | \$ 170.00 | \$ 8.00 | \$ 7.00 | \$ 6.00 | 1PQEA |
| Per STS-1 Channel System | N/A | \$ 490.00 | \$ 465.00 | \$ 450.00 | 1PQE7 |
| Per DS1 | \$ 170.00 | \$ 20.00 | \$ 17.00 | \$ 15.00 | 1PQE8 |

BELLSOUTH TELECOMMUNICATIONS, INC.
 BY: Operations Manager - Pricing
 29G57, 675 W. Peachtree St., N.E.
 Atlanta, Georgia 30375
 ISSUED: AUGUST 15, 2002

TARIFF F.C.C. NO. 1
 1ST REVISED PAGE 23-157
 CANCELS ORIGINAL PAGE 23-157

EFFECTIVE: AUGUST 30, 2002

ACCESS SERVICE

23 - Metropolitan Statistical Area Access Services (Cont'd)

23.5 Rates and Charges (Cont'd)

23.5.2 BellSouth SPA Service

23.5.2.9 High Capacity (a.k.a. BellSouth SPA High Capacity) Service (Cont'd)

ALL STATES (Cont'd)

(A) Local Channel (Per Local Channel) (Cont'd)

(3) LightGate service (a.k.a. BellSouth SPA Point to Point Network) Local Channel Systems (Includes first one-half air mile) (Cont'd)

(ba) LightGate OC-48 service (a.k.a. BellSouth SPA Point to Point Network OC-48 Capacity) Local Channel Service System

| | | <u>Channel Services Payment Plan Rates</u> | | | |
|------------------------------------|-----------------------------|--|--|--|-------------|
| | <u>Non-Recurring Charge</u> | <u>Plan A</u> 24 to 48 <u>Months</u> | <u>Plan B</u> 49 to 72 <u>Months</u> | <u>Plan C</u> 73 to 96 <u>Months</u> | <u>USOC</u> |
| | | <u>Per Month Rates</u> | | | |
| Per OC-3 Channel System | N/A | \$1100.00 | \$1000.00 | \$ 900.00 | 1PQE9 |
| Per DS-1 | \$ 170.00 | \$ 20.00 | \$ 17.00 | \$ 15.00 | 1PQE8 |
| <u>Customer Channel Interfaces</u> | | | | | |
| Per DS3 | \$ 235.00 | \$ 185.00 | \$ 175.00 | \$ 165.00 | 1PQF3 |
| Per STS-1 | \$ 260.00 | \$ 195.00 | \$ 185.00 | \$ 175.00 | 1PQF4 |
| Per OC-3(2 Fiber) | \$ 235.00 | \$ 190.00 | \$ 175.00 | \$ 160.00 | 1PQF5 |

EFFECTIVE: JANUARY 23, 2001

ACCESS SERVICE

- 23 - Metropolitan Statistical Area Access Services (Cont'd) (N)
- 23.5 Rates and Charges (Cont'd) (N)
- 23.5.2 BellSouth SPA Service (Cont'd) (N)
- 23.5.2.9 High Capacity (a.k.a. BellSouth SPA High Capacity) Service (Cont'd) (N)

ALL STATES (Cont'd) (N)

- (A) Local Channel (Per Local Channel) (Cont'd) (N)
- (3) LightGate service (a.k.a. BellSouth SPA Point to Point Network) Local Channel Systems (N)
 (Includes first one-half air mile) (Cont'd) (N)
- (bb) Local channel mileage rates (for all LightGate service (a.k.a. BellSouth SPA Point to Point Network) local channel systems) (N)

| | <u>Channel Services Payment Plan Rates</u> | | | | <u>USOC</u> |
|--|--|------------------------------|------------------------------|------------------------------|-------------|
| | Non-Recurring Charge | Plan A 24 to 48 Months | Plan B 49 to 72 Months | Plan C 73 to 96 Months | |
| | | Per Month Rates | | | |
| | | | | | |

- Each additional system one-half air mile N/A \$ 190.00 \$ 170.00 \$ 150.00 1LPEA (N)
- (bc) Separate Alternate Facility Transport (SAFT) local channel protection mileage (for all LightGate service (a.k.a. BellSouth SPA Point to Point Network) local channel systems) (N)
- SAFT Level I Per system \$770.00 1L8EA (N)
- Per system one-half air mile N/A \$ 145.00 \$ 120.00 \$ 110.00 1L8EA (N)
- SAFT Level II Per system \$770.00 1L8EP (N)
- Per system one-half air mile N/A \$1000.00 \$ 800.00 \$ 650.00 1L8EP (N)

BELLSOUTH TELECOMMUNICATIONS, INC.
 BY: Operations Manager - Pricing
 29G57, 675 W. Peachtree St., N.E.
 Atlanta, Georgia 30375
 ISSUED: JANUARY 22, 2001

TARIFF F.C.C. NO. 1
 ORIGINAL PAGE 23-159

EFFECTIVE: JANUARY 23, 2001

| | | | | |
|---|----------|----------|-------|-----|
| ACCESS SERVICE | | | | (N) |
| 23 - Metropolitan Statistical Area Access Services (Cont'd) | | | | (N) |
| 23.5 <u>Rates and Charges</u> (Cont'd) | | | | (N) |
| 23.5.2 <u>BellSouth SPA Service</u> (Cont'd) | | | | (N) |
| 23.5.2.9 <u>High Capacity (a.k.a. BellSouth SPA High Capacity) Service</u> (Cont'd) | | | | (N) |
| <u>ALL STATES</u> (Cont'd) | | | | (N) |
| (A) Local Channel | | | | (N) |
| (Per Local Channel) (Cont'd) | | | | (N) |
| (4) DS1 Alternate Serving Wire Center | | | | (N) |
| | | | | (N) |
| <u>Nonrecurring Charges</u> | | | | (N) |
| First Additional | | | | (N) |
| Service Service | | | | (N) |
| <u>Installed</u> <u>Installed</u> <u>USOC</u> | | | | (N) |
| DS1 Alternate | | | | (N) |
| Serving Wire | | | | (N) |
| Center | | | | (N) |
| -Per DS1 | | | | (N) |
| Terminated | \$905.00 | \$385.00 | TMEAC | (N) |

BELLSOUTH TELECOMMUNICATIONS, INC.
 BY: Operations Manager - Pricing
 29G57, 675 W. Peachtree St., N.E.
 Atlanta, Georgia 30375
 ISSUED: OCTOBER 31, 2001

TARIFF F.C.C. NO. 1
 1ST REVISED PAGE 23-160
 CANCELS ORIGINAL PAGE 23-160

EFFECTIVE: NOVEMBER 1, 2001

ACCESS SERVICE

23 - Metropolitan Statistical Area Access Services (Cont'd)

23.5 Rates and Charges (Cont'd)

23.5.2 BellSouth SPA Service (Cont'd)

23.5.2.9 High Capacity (a.k.a. BellSouth SPA High Capacity) Service (Cont'd)

ALL STATES (Cont'd)

(A) Local Channel
 (Per Local Channel) (Cont'd)

(4) DS1 Alternate Serving Wire Center
 Per DS1 terminated

| <u>Per Month Rates</u> | | | | |
|------------------------|--------------|---------------|---------------|-------------|
| Zone 1 | Month | Plan A | Plan B | |
| | to | 24 to 48 | 49 to 72 | |
| <u>States</u> | <u>Month</u> | <u>Months</u> | <u>Months</u> | <u>USOC</u> |
| Alabama | \$352.00 (I) | \$275.00 | \$250.00 | TMEAC |
| Florida | \$352.00 (I) | \$275.00 | \$250.00 | TMEAC |
| Georgia | \$352.00 (I) | \$275.00 | \$250.00 | TMEAC |
| Kentucky | \$352.00 (I) | \$275.00 | \$250.00 | TMEAC |
| Louisiana | \$352.00 (I) | \$275.00 | \$250.00 | TMEAC |
| Mississippi | \$352.00 (I) | \$275.00 | \$250.00 | TMEAC |
| North Carolina | \$352.00 (I) | \$275.00 | \$250.00 | TMEAC |
| South Carolina | \$352.00 (I) | \$275.00 | \$250.00 | TMEAC |
| Tennessee | \$352.00 (I) | \$275.00 | \$250.00 | TMEAC |

BELLSOUTH TELECOMMUNICATIONS, INC.
 BY: Operations Manager - Pricing
 29G57, 675 W. Peachtree St., N.E.
 Atlanta, Georgia 30375
 ISSUED: OCTOBER 31, 2001

TARIFF F.C.C. NO. 1
 1ST REVISED PAGE 23-161
 CANCELS ORIGINAL PAGE 23-161

EFFECTIVE: NOVEMBER 1, 2001

ACCESS SERVICE

23 - Metropolitan Statistical Area Access Services (Cont'd)

23.5 Rates and Charges (Cont'd)

23.5.2 BellSouth SPA Service (Cont'd)

23.5.2.9 High Capacity (a.k.a. BellSouth SPA High Capacity) Service (Cont'd)

(A) Local Channel
 (Per Local Channel) (Cont'd)

(4) DS1 Alternate Serving Wire Center (Cont'd)

-Per DS1
 Terminated (Cont'd)

| <u>Per Month Rates</u> | | | | |
|------------------------|----------------------|------------------------------|------------------------------|-------|
| Zone 2 | Month to Month | Plan A 24 to 48 Months | Plan B 49 to 72 Months | USOC |
| <u>States</u> | | | | |
| Alabama | \$367.00 (I) | \$275.00 | \$250.00 | TMEAC |
| Florida | \$367.00 (I) | \$275.00 | \$250.00 | TMEAC |
| Georgia | \$367.00 (I) | \$275.00 | \$250.00 | TMEAC |
| Kentucky | \$367.00 (I) | \$275.00 | \$250.00 | TMEAC |
| Louisiana | \$367.00 (I) | \$275.00 | \$250.00 | TMEAC |
| Mississippi | \$367.00 (I) | \$275.00 | \$250.00 | TMEAC |
| North Carolina | \$367.00 (I) | \$275.00 | \$250.00 | TMEAC |
| South Carolina | \$367.00 (I) | \$275.00 | \$250.00 | TMEAC |
| Tennessee | \$367.00 (I) | \$275.00 | \$250.00 | TMEAC |

| <u>Per Month Rates</u> | | | | |
|------------------------|----------------------|------------------------------|------------------------------|-------|
| Zone 3 | Month to Month | Plan A 24 to 48 Months | Plan B 49 to 72 Months | USOC |
| <u>States</u> | | | | |
| Alabama | \$377.00 (I) | \$275.00 | \$250.00 | TMEAC |
| Florida | \$377.00 (I) | \$275.00 | \$250.00 | TMEAC |
| Georgia | \$377.00 (I) | \$275.00 | \$250.00 | TMEAC |
| Kentucky | \$377.00 (I) | \$275.00 | \$250.00 | TMEAC |
| Louisiana | \$377.00 (I) | \$275.00 | \$250.00 | TMEAC |
| Mississippi | \$377.00 (I) | \$275.00 | \$250.00 | TMEAC |
| North Carolina | \$377.00 (I) | \$275.00 | \$250.00 | TMEAC |
| South Carolina | \$377.00 (I) | \$275.00 | \$250.00 | TMEAC |
| Tennessee | \$377.00 (I) | \$275.00 | \$250.00 | TMEAC |

BELLSOUTH TELECOMMUNICATIONS, INC.
 BY: Operations Manager - Pricing
 29G57, 675 W. Peachtree St., N.E.
 Atlanta, Georgia 30375
 ISSUED: OCTOBER 31, 2001

TARIFF F.C.C. NO. 1
 1ST REVISED PAGE 23-162
 CANCELS ORIGINAL PAGE 23-162

EFFECTIVE: NOVEMBER 1, 2001

ACCESS SERVICE

23 - Metropolitan Statistical Area Access Services (Cont'd)

23.5 Rates and Charges (Cont'd)

23.5.2 BellSouth SPA Service (Cont'd)

23.5.2.9 High Capacity (a.k.a. BellSouth SPA High Capacity) Service (Cont'd)

| | | <u>ALL STATES</u> | |
|-----|-------------------------------|----------------------------|-------------------|
| | | <u>Nonrecurring Charge</u> | |
| | | <u>First</u> | <u>Additional</u> |
| | | <u>Service</u> | <u>Service</u> |
| | | <u>Installed</u> | <u>Installed</u> |
| (A) | Local Channel | | |
| | - Per Local Channel | | |
| (5) | BellSouth DS1 Diverse Service | | |
| | - Each | \$750.00 | \$300.00 |

| <u>Per Month Rates</u> | | | | | |
|------------------------|----------------------|---|---|---|-------|
| Zone 1 | Month To Month | Plan A ¹ 12 to 36 Months | Plan B ¹ 37 to 60 Months | Plan C ¹ 61 to 96 Months | USOC |
| <u>States</u> | | | | | |
| Alabama | \$253.00 (I) | \$190.00 | \$180.00 | \$175.00 | TMEDV |
| Florida | \$253.00 (I) | \$190.00 | \$180.00 | \$175.00 | TMEDV |
| Georgia | \$253.00 (I) | \$190.00 | \$180.00 | \$175.00 | TMEDV |
| Kentucky | \$253.00 (I) | \$190.00 | \$180.00 | \$175.00 | TMEDV |
| Louisiana | \$253.00 (I) | \$190.00 | \$180.00 | \$175.00 | TMEDV |
| Mississippi | \$253.00 (I) | \$190.00 | \$180.00 | \$175.00 | TMEDV |
| North Carolina | \$253.00 (I) | \$190.00 | \$180.00 | \$175.00 | TMEDV |
| South Carolina | \$253.00 (I) | \$190.00 | \$180.00 | \$175.00 | TMEDV |
| Tennessee | \$253.00 (I) | \$190.00 | \$180.00 | \$175.00 | TMEDV |
| Zone 2 | | | | | |
| Alabama | \$259.00 (I) | \$195.00 | \$185.00 | \$180.00 | TMEDV |
| Florida | \$259.00 (I) | \$195.00 | \$185.00 | \$180.00 | TMEDV |
| Georgia | \$259.00 (I) | \$195.00 | \$185.00 | \$180.00 | TMEDV |
| Kentucky | \$259.00 (I) | \$195.00 | \$185.00 | \$180.00 | TMEDV |
| Louisiana | \$259.00 (I) | \$195.00 | \$185.00 | \$180.00 | TMEDV |
| Mississippi | \$259.00 (I) | \$195.00 | \$185.00 | \$180.00 | TMEDV |
| North Carolina | \$259.00 (I) | \$195.00 | \$185.00 | \$180.00 | TMEDV |
| South Carolina | \$259.00 (I) | \$195.00 | \$185.00 | \$180.00 | TMEDV |
| Tennessee | \$259.00 (I) | \$195.00 | \$185.00 | \$180.00 | TMEDV |
| Zone 3 | | | | | |
| Alabama | \$264.00 (I) | \$200.00 | \$190.00 | \$185.00 | TMEDV |
| Florida | \$264.00 (I) | \$200.00 | \$190.00 | \$185.00 | TMEDV |
| Georgia | \$264.00 (I) | \$200.00 | \$190.00 | \$185.00 | TMEDV |
| Kentucky | \$264.00 (I) | \$200.00 | \$190.00 | \$185.00 | TMEDV |
| Louisiana | \$264.00 (I) | \$200.00 | \$190.00 | \$185.00 | TMEDV |
| Mississippi | \$264.00 (I) | \$200.00 | \$190.00 | \$185.00 | TMEDV |
| North Carolina | \$264.00 (I) | \$200.00 | \$190.00 | \$185.00 | TMEDV |
| South Carolina | \$264.00 (I) | \$200.00 | \$190.00 | \$185.00 | TMEDV |
| Tennessee | \$264.00 (I) | \$200.00 | \$190.00 | \$185.00 | TMEDV |

Note 1: Transport Payment Plan Rates

BELLSOUTH TELECOMMUNICATIONS, INC.
 BY: Operations Manager - Pricing
 29G57, 675 W. Peachtree St., N.E.
 Atlanta, Georgia 30375
 ISSUED: OCTOBER 31, 2001

TARIFF F.C.C. NO. 1
 1ST REVISED PAGE 23-163
 CANCELS ORIGINAL PAGE 23-163

EFFECTIVE: NOVEMBER 1, 2001

ACCESS SERVICE

23 - Metropolitan Statistical Area Access Services (Cont'd)

23.5 Rates and Charges (Cont'd)

23.5.2 BellSouth SPA Service (Cont'd)

23.5.2.9 High Capacity (a.k.a. BellSouth SPA High Capacity) Service (Cont'd)

ALL STATES

| | <u>Nonrecurring Charges</u> | <u>Monthly Rates</u> | | <u>USOC</u> |
|-------------------------|---------------------------------|------------------------|---------------------|-------------|
| | | <u>Fixed</u> | <u>Per Mile</u> | |
| (B) Interoffice Channel | | | | |
| (1) 64 Kbps | \$24.01 | \$40.00 | \$ 4.00 | 1L5XX |
| | <u>Nonrecurring Charges</u> | | | <u>USOC</u> |
| (2) 1.544 Mbps | | | | |
| Fixed | \$156.00 | | | 1L5XX |
| Per Mile | N/A | | | N/A |
| - Fixed | | <u>Per Month Rates</u> | | |
| Zone 1 | Month | Plan A ¹ | Plan B ¹ | |
| | To | 24 to 48 | 49 to 72 | |
| <u>States</u> | <u>Month</u> | <u>Months</u> | <u>Months</u> | <u>USOC</u> |
| Alabama | \$85.00 (I) | \$70.00 | \$65.00 | 1L5XX |
| Florida | \$85.00 (I) | \$70.00 | \$65.00 | 1L5XX |
| Georgia | \$85.00 (I) | \$70.00 | \$65.00 | 1L5XX |
| Kentucky | \$85.00 (I) | \$70.00 | \$65.00 | 1L5XX |
| Louisiana | \$85.00 (I) | \$70.00 | \$65.00 | 1L5XX |
| Mississippi | \$85.00 (I) | \$70.00 | \$65.00 | 1L5XX |
| North Carolina | \$85.00 (I) | \$70.00 | \$65.00 | 1L5XX |
| South Carolina | \$85.00 (I) | \$70.00 | \$65.00 | 1L5XX |
| Tennessee | \$85.00 (I) | \$70.00 | \$65.00 | 1L5XX |

Note 1: Channel Services Payment Plan and Area Commitment Plan rates.

BELLSOUTH TELECOMMUNICATIONS, INC.
 BY: Operations Manager - Pricing
 29G57, 675 W. Peachtree St., N.E.
 Atlanta, Georgia 30375
 ISSUED: OCTOBER 31, 2001

TARIFF F.C.C. NO. 1
 1ST REVISED PAGE 23-164
 CANCELS ORIGINAL PAGE 23-164

EFFECTIVE: NOVEMBER 1, 2001

ACCESS SERVICE

23 - Metropolitan Statistical Area Access Services (Cont'd)

23.5 Rates and Charges (Cont'd)

23.5.2 BellSouth SPA Service

23.5.2.9 High Capacity (a.k.a. BellSouth SPA High Capacity) Service (Cont'd)

(B) Interoffice Channel (Cont'd)

(2) 1.544 Mbps - Fixed (Cont'd)

| <u>Per Month Rates</u> | | | | |
|------------------------|--------------|---------------------------|---------------------------|-------------|
| <u>Zone 2</u> | <u>Month</u> | <u>Plan A¹</u> | <u>Plan B¹</u> | <u>USOC</u> |
| <u>States</u> | <u>to</u> | <u>24 to 48</u> | <u>49 to 72</u> | |
| | <u>Month</u> | <u>Months</u> | <u>Months</u> | |
| Alabama | \$90.00 (I) | \$75.00 | \$70.00 | 1L5XX |
| Florida | \$90.00 (I) | \$75.00 | \$70.00 | 1L5XX |
| Georgia | \$90.00 (I) | \$75.00 | \$70.00 | 1L5XX |
| Kentucky | \$90.00 (I) | \$75.00 | \$70.00 | 1L5XX |
| Louisiana | \$90.00 (I) | \$75.00 | \$70.00 | 1L5XX |
| Mississippi | \$90.00 (I) | \$75.00 | \$70.00 | 1L5XX |
| North Carolina | \$90.00 (I) | \$75.00 | \$70.00 | 1L5XX |
| South Carolina | \$90.00 (I) | \$75.00 | \$70.00 | 1L5XX |
| Tennessee | \$90.00 (I) | \$75.00 | \$70.00 | 1L5XX |

| <u>Per Month Rates</u> | | | | |
|------------------------|--------------|---------------------------|---------------------------|-------------|
| <u>Zone 3</u> | <u>Month</u> | <u>Plan A¹</u> | <u>Plan B¹</u> | <u>USOC</u> |
| <u>States</u> | <u>to</u> | <u>24 to 48</u> | <u>49 to 72</u> | |
| | <u>Month</u> | <u>Months</u> | <u>Months</u> | |
| Alabama | \$96.00 (I) | \$80.00 | \$75.00 | 1L5XX |
| Florida | \$96.00 (I) | \$80.00 | \$75.00 | 1L5XX |
| Georgia | \$96.00 (I) | \$80.00 | \$75.00 | 1L5XX |
| Kentucky | \$96.00 (I) | \$80.00 | \$75.00 | 1L5XX |
| Louisiana | \$96.00 (I) | \$80.00 | \$75.00 | 1L5XX |
| Mississippi | \$96.00 (I) | \$80.00 | \$75.00 | 1L5XX |
| North Carolina | \$96.00 (I) | \$80.00 | \$75.00 | 1L5XX |
| South Carolina | \$96.00 (I) | \$80.00 | \$75.00 | 1L5XX |
| Tennessee | \$96.00 (I) | \$80.00 | \$75.00 | 1L5XX |

Note 1: Channel Services Payment Plan and Area Commitment Plan Rates

EFFECTIVE: JANUARY 23, 2001

ACCESS SERVICE

(N)

23 - Metropolitan Statistical Area Access Services (Cont'd)

(N)

23.5 Rates and Charges (Cont'd)

(N)

23.5.2 BellSouth SPA Service (Cont'd)

(N)

23.5.2.9 High Capacity (a.k.a. BellSouth SPA High Capacity) Service (Cont'd)

(N)

(B) Interoffice Channel (Cont'd)

(N)

(2) 1.544 Mbps

(N)

- Per Mile (Cont'd)

(N)

Per Month Rates

(N)

| Zone 1 | Month | Plan A ¹ | Plan B ¹ | | |
|----------------|--------------|---------------------|---------------------|-------------|-----|
| | to | 24 to 48 | 49 to 72 | | |
| <u>States</u> | <u>Month</u> | <u>Months</u> | <u>Months</u> | <u>USOC</u> | |
| Alabama | \$18.00 | \$10.00 | \$ 8.00 | 1L5XX | (N) |
| Florida | \$18.00 | \$10.00 | \$ 8.00 | 1L5XX | (N) |
| Georgia | \$18.00 | \$10.00 | \$ 8.00 | 1L5XX | (N) |
| Kentucky | \$18.00 | \$10.00 | \$ 8.00 | 1L5XX | (N) |
| Louisiana | \$18.00 | \$10.00 | \$ 8.00 | 1L5XX | (N) |
| Mississippi | \$18.00 | \$10.00 | \$ 8.00 | 1L5XX | (N) |
| North Carolina | \$18.00 | \$10.00 | \$ 8.00 | 1L5XX | (N) |
| South Carolina | \$18.00 | \$10.00 | \$ 8.00 | 1L5XX | (N) |
| Tennessee | \$18.00 | \$10.00 | \$ 8.00 | 1L5XX | (N) |

Per Month Rates

(N)

| Zone 2 | Month | Plan A ¹ | Plan B ¹ | | |
|----------------|--------------|---------------------|---------------------|-------------|-----|
| | to | 24 to 48 | 49 to 72 | | |
| <u>States</u> | <u>Month</u> | <u>Months</u> | <u>Months</u> | <u>USOC</u> | |
| Alabama | \$21.00 | \$14.00 | \$12.00 | 1L5XX | (N) |
| Florida | \$21.00 | \$14.00 | \$12.00 | 1L5XX | (N) |
| Georgia | \$21.00 | \$14.00 | \$12.00 | 1L5XX | (N) |
| Kentucky | \$21.00 | \$14.00 | \$12.00 | 1L5XX | (N) |
| Louisiana | \$21.00 | \$14.00 | \$12.00 | 1L5XX | (N) |
| Mississippi | \$21.00 | \$14.00 | \$12.00 | 1L5XX | (N) |
| North Carolina | \$21.00 | \$14.00 | \$12.00 | 1L5XX | (N) |
| South Carolina | \$21.00 | \$14.00 | \$12.00 | 1L5XX | (N) |
| Tennessee | \$21.00 | \$14.00 | \$12.00 | 1L5XX | (N) |

Note 1: Channel Services Payment Plan and Area Commitment Plan Rates.

(N)

BELLSOUTH TELECOMMUNICATIONS, INC.
 BY: Operations Manager - Pricing
 29G57, 675 W. Peachtree St., N.E.
 Atlanta, Georgia 30375
 ISSUED: MAY 14, 2001

TARIFF F.C.C. NO. 1
 1ST REVISED PAGE 23-166
 CANCELS ORIGINAL PAGE 23-166

EFFECTIVE: MAY 29, 2001

ACCESS SERVICE

23 - Metropolitan Statistical Area Access Services (Cont'd)

23.5 Rates and Charges (Cont'd)

23.5.2 BellSouth SPA Service (Cont'd)

23.5.2.9 High Capacity (a.k.a. BellSouth SPA High Capacity) Service (Cont'd)

(B) Interoffice Channel (Cont'd)

(2) 1.544 Mbps - Per Mile (Cont'd)

| <u>Per Month Rates</u> | | | | |
|------------------------|--------------|---------------------|---------------------|-------------|
| Zone 3 | Month | Plan A ¹ | Plan B ¹ | |
| <u>States</u> | <u>to</u> | 24 to 48 | 49 to 72 | <u>USOC</u> |
| | <u>Month</u> | <u>Months</u> | <u>Months</u> | |
| Alabama | \$21.40 (R) | \$16.00 | \$15.00 | 1L5XX |
| Florida | \$21.40 (R) | \$16.00 | \$15.00 | 1L5XX |
| Georgia | \$21.40 (R) | \$16.00 | \$15.00 | 1L5XX |
| Kentucky | \$21.40 (R) | \$16.00 | \$15.00 | 1L5XX |
| Louisiana | \$21.40 (R) | \$16.00 | \$15.00 | 1L5XX |
| Mississippi | \$21.40 (R) | \$16.00 | \$15.00 | 1L5XX |
| North Carolina | \$21.40 (R) | \$16.00 | \$15.00 | 1L5XX |
| South Carolina | \$21.40 (R) | \$16.00 | \$15.00 | 1L5XX |
| Tennessee | \$21.40 (R) | \$16.00 | \$15.00 | 1L5XX |

ALL STATES

| | <u>Nonrecurring</u> | <u>Monthly Rates</u> | | <u>USOC</u> |
|------------------------------|---------------------|----------------------|-----------------|-------------|
| | <u>Charges</u> | <u>Fixed</u> | <u>Per Mile</u> | |
| (B) Interoffice Channel | | | | |
| (3) 3.152 Mbps | ICB | ICB | ICB | 1L5XX |
| (4) DS2 (6.312 Mbps) Service | ICB | ICB | ICB | 1L0++ |

Note 1: Channel Services Payment Plan and Area Commitment Plan Rates

BELLSOUTH TELECOMMUNICATIONS, INC.
 BY: Operations Manager - Pricing
 29G57, 675 W. Peachtree St., N.E.
 Atlanta, Georgia 30375
 ISSUED: OCTOBER 31, 2001

TARIFF F.C.C. NO. 1
 1ST REVISED PAGE 23-167
 CANCELS ORIGINAL PAGE 23-167
 EFFECTIVE: NOVEMBER 1, 2001

ACCESS SERVICE

23 - Metropolitan Statistical Area Access Services (Cont'd)

23.5 Rates and Charges (Cont'd)

23.5.2 BellSouth SPA Service (Cont'd)

23.5.2.9 High Capacity (a.k.a. BellSouth SPA High Capacity) service (Cont'd)

(B) Interoffice Channel (Cont'd)

(5) LightGate service (a.k.a. BellSouth SPA Point to Point Network) Interoffice Channel (Cont'd)

(a) LightGate 1 service (a.k.a. BellSouth SPA Point to Point Network) Interoffice Channel System (1 DS3 Capacity) (Cont'd)

Mileage Band 0-8
 Fixed, per System

ALL STATES

Nonrecurring
 Charge

USOC

\$ 190.00

1LPS8

Zone 1

Month
 to
 Month
Rates

USOC

States

Alabama \$1430.00
 Florida \$1430.00
 Georgia \$1430.00
 Kentucky \$1430.00
 Louisiana \$1430.00
 Mississippi \$1430.00
 North Carolina \$1430.00
 South Carolina \$1430.00
 Tennessee \$1430.00

1LPS8
 1LPS8
 1LPS8
 1LPS8
 1LPS8
 1LPS8
 1LPS8
 1LPS8
 1LPS8

(I)
 (I)
 (I)
 (I)
 (I)
 (I)
 (I)
 (I)
 (I)

Zone 2

Month
 to
 Month
Rates

USOC

States

Alabama \$1430.00
 Florida \$1430.00
 Georgia \$1430.00
 Kentucky \$1430.00
 Louisiana \$1430.00
 Mississippi \$1430.00
 North Carolina \$1430.00
 South Carolina \$1430.00
 Tennessee \$1430.00

1LPS8
 1LPS8
 1LPS8
 1LPS8
 1LPS8
 1LPS8
 1LPS8
 1LPS8
 1LPS8

(I)
 (I)
 (I)
 (I)
 (I)
 (I)
 (I)
 (I)
 (I)

BELLSOUTH TELECOMMUNICATIONS, INC.
BY: Operations Manager - Pricing
29G57, 675 W. Peachtree St., N.E.
Atlanta, Georgia 30375
ISSUED: OCTOBER 31, 2001

TARIFF F.C.C. NO. 1
1ST REVISED PAGE 23-168
CANCELS ORIGINAL PAGE 23-168

EFFECTIVE: NOVEMBER 1, 2001

ACCESS SERVICE

23 - Metropolitan Statistical Area Access Services (Cont'd)

23.5 Rates and Charges (Cont'd)

23.5.2 BellSouth SPA Service (Cont'd)

23.5.2.9 High Capacity (a.k.a. BellSouth SPA High Capacity) service (Cont'd)

(B) Interoffice Channel (Cont'd)

(5) LightGate service (a.k.a. BellSouth SPA Point to Point Network)
Interoffice Channel (Cont'd)

(a) LightGate 1 service (a.k.a. BellSouth SPA Point to Point Network)
Interoffice Channel System (1 DS3 Capacity) (Cont'd)

Mileage Band 0-8
Fixed, per System (Cont'd)

| Zone 3 | Month to Month Rates | USOC | |
|----------------|-------------------------------|-------|-----|
| <u>States</u> | | | |
| Alabama | \$1430.00 | 1LPS8 | (I) |
| Florida | \$1430.00 | 1LPS8 | (I) |
| Georgia | \$1430.00 | 1LPS8 | (I) |
| Kentucky | \$1430.00 | 1LPS8 | (I) |
| Louisiana | \$1430.00 | 1LPS8 | (I) |
| Mississippi | \$1430.00 | 1LPS8 | (I) |
| North Carolina | \$1430.00 | 1LPS8 | (I) |
| South Carolina | \$1430.00 | 1LPS8 | (I) |
| Tennessee | \$1430.00 | 1LPS8 | (I) |

Mileage Band 0-8
Per Mile

| Zone 1 | Month to Month Rates | USOC | |
|----------------|-------------------------------|-------|-----|
| <u>States</u> | | | |
| Alabama | \$130.00 | 1LPE8 | (I) |
| Florida | \$130.00 | 1LPE8 | (I) |
| Georgia | \$130.00 | 1LPE8 | (I) |
| Kentucky | \$130.00 | 1LPE8 | (I) |
| Louisiana | \$130.00 | 1LPE8 | (I) |
| Mississippi | \$130.00 | 1LPE8 | (I) |
| North Carolina | \$130.00 | 1LPE8 | (I) |
| South Carolina | \$130.00 | 1LPE8 | (I) |
| Tennessee | \$130.00 | 1LPE8 | (I) |

BELLSOUTH TELECOMMUNICATIONS, INC.
BY: Operations Manager - Pricing
29G57, 675 W. Peachtree St., N.E.
Atlanta, Georgia 30375
ISSUED: OCTOBER 31, 2001

TARIFF F.C.C. NO. 1
1ST REVISED PAGE 23-169
CANCELS ORIGINAL PAGE 23-169

EFFECTIVE: NOVEMBER 1, 2001

ACCESS SERVICE

23 - Metropolitan Statistical Area Access Services (Cont'd)

23.5 Rates and Charges (Cont'd)

23.5.2 BellSouth SPA Service (Cont'd)

23.5.2.9 High Capacity (a.k.a. BellSouth SPA High Capacity) Service (Cont'd)

(B) Interoffice Channel (Cont'd)

(5) LightGate service (a.k.a. BellSouth SPA Point to Point Network)
Interoffice Channel

(a) LightGate 1 service (a.k.a. BellSouth SPA Point to Point Network)
Interoffice Channel System (1 DS3 Capacity) (Cont'd)

Mileage Band 0-8
Fixed, per Mile (Cont'd)

| Zone 2 | Month to Month Rates | USOC | |
|----------------|-------------------------------|-------|-----|
| <u>States</u> | | | |
| Alabama | \$130.00 | 1LPE8 | (I) |
| Florida | \$130.00 | 1LPE8 | (I) |
| Georgia | \$130.00 | 1LPE8 | (I) |
| Kentucky | \$130.00 | 1LPE8 | (I) |
| Louisiana | \$130.00 | 1LPE8 | (I) |
| Mississippi | \$130.00 | 1LPE8 | (I) |
| North Carolina | \$130.00 | 1LPE8 | (I) |
| South Carolina | \$130.00 | 1LPE8 | (I) |
| Tennessee | \$130.00 | 1LPE8 | (I) |

Mileage Band 0-8
Per Mile

| Zone 3 | Month to Month Rates | USOC | |
|----------------|-------------------------------|-------|-----|
| <u>States</u> | | | |
| Alabama | \$130.00 | 1LPE8 | (I) |
| Florida | \$130.00 | 1LPE8 | (I) |
| Georgia | \$130.00 | 1LPE8 | (I) |
| Kentucky | \$130.00 | 1LPE8 | (I) |
| Louisiana | \$130.00 | 1LPE8 | (I) |
| Mississippi | \$130.00 | 1LPE8 | (I) |
| North Carolina | \$130.00 | 1LPE8 | (I) |
| South Carolina | \$130.00 | 1LPE8 | (I) |
| Tennessee | \$130.00 | 1LPE8 | (I) |

BELLSOUTH TELECOMMUNICATIONS, INC.
BY: Operations Manager - Pricing
29G57, 675 W. Peachtree St., N.E.
Atlanta, Georgia 30375
ISSUED: OCTOBER 31, 2001

TARIFF F.C.C. NO. 1
1ST REVISED PAGE 23-170
CANCELS ORIGINAL PAGE 23-170

EFFECTIVE: NOVEMBER 1, 2001

ACCESS SERVICE

23 - Metropolitan Statistical Area Access Services (Cont'd)

23.5 Rates and Charges (Cont'd)

23.5.2 BellSouth SPA Service (Cont'd)

23.5.2.9 High Capacity (a.k.a. BellSouth SPA High Capacity) Service (Cont'd)

(B) Interoffice Channel (Cont'd)

(5) LightGate service (a.k.a. BellSouth SPA Point to Point Network)
Interoffice Channel (Cont'd)

(a) LightGate 1 service (a.k.a. BellSouth SPA Point to Point Network)
Interoffice Channel System (1 DS3 Capacity) (Cont'd)

Mileage Band 9-25
Fixed, per System

| <u>ALL STATES</u> | | | |
|-------------------|--------------------------------------|-------------|-----|
| | <u>Nonrecurring Charge</u> | <u>USOC</u> | |
| | \$190.00 | 1LPS9 | |
| Zone 1 | Month to Month <u>Rates</u> | <u>USOC</u> | |
| <u>States</u> | | | |
| Alabama | \$1600.00 | 1LPS9 | (I) |
| Florida | \$1600.00 | 1LPS9 | (I) |
| Georgia | \$1600.00 | 1LPS9 | (I) |
| Kentucky | \$1600.00 | 1LPS9 | (I) |
| Louisiana | \$1600.00 | 1LPS9 | (I) |
| Mississippi | \$1600.00 | 1LPS9 | (I) |
| North Carolina | \$1600.00 | 1LPS9 | (I) |
| South Carolina | \$1600.00 | 1LPS9 | (I) |
| Tennessee | \$1600.00 | 1LPS9 | (I) |
| Zone 2 | Month to Month <u>Rates</u> | <u>USOC</u> | |
| Alabama | \$1600.00 | 1LPS9 | (I) |
| Florida | \$1600.00 | 1LPS9 | (I) |
| Georgia | \$1600.00 | 1LPS9 | (I) |
| Kentucky | \$1600.00 | 1LPS9 | (I) |
| Louisiana | \$1600.00 | 1LPS9 | (I) |
| Mississippi | \$1600.00 | 1LPS9 | (I) |
| North Carolina | \$1600.00 | 1LPS9 | (I) |
| South Carolina | \$1600.00 | 1LPS9 | (I) |
| Tennessee | \$1600.00 | 1LPS9 | (I) |

BELLSOUTH TELECOMMUNICATIONS, INC.
BY: Operations Manager - Pricing
29G57, 675 W. Peachtree St., N.E.
Atlanta, Georgia 30375
ISSUED: OCTOBER 31, 2001

TARIFF F.C.C. NO. 1
1ST REVISED PAGE 23-171
CANCELS ORIGINAL PAGE 23-171

EFFECTIVE: NOVEMBER 1, 2001

ACCESS SERVICE

23 - Metropolitan Statistical Area Access Services (Cont'd)

23.5 Rates and Charges (Cont'd)

23.5.2 BellSouth SPA Service (Cont'd)

23.5.2.9 High Capacity (a.k.a. BellSouth SPA High Capacity) service (Cont'd)

(B) Interoffice Channel (Cont'd)

(5) LightGate service (a.k.a. BellSouth SPA Point to Point Network)
Interoffice Channel (Cont'd)

(a) LightGate 1 service (a.k.a. BellSouth SPA Point to Point
Network) Interoffice Channel System (1 DS3 Capacity) (Cont'd)

Mileage Band 9-25
Fixed, per System (Cont'd)

| Zone 3 | Month to Month Rates | USOC | |
|----------------|-------------------------------|-------|-----|
| <u>States</u> | | | |
| Alabama | \$1600.00 | 1LPS9 | (I) |
| Florida | \$1600.00 | 1LPS9 | (I) |
| Georgia | \$1600.00 | 1LPS9 | (I) |
| Kentucky | \$1600.00 | 1LPS9 | (I) |
| Louisiana | \$1600.00 | 1LPS9 | (I) |
| Mississippi | \$1600.00 | 1LPS9 | (I) |
| North Carolina | \$1600.00 | 1LPS9 | (I) |
| South Carolina | \$1600.00 | 1LPS9 | (I) |
| Tennessee | \$1600.00 | 1LPS9 | (I) |

Mileage Band 9-25
Per Mile

| Zone 1 | Month to Month Rates | USOC | |
|----------------|-------------------------------|-------|-----|
| <u>States</u> | | | |
| Alabama | \$130.00 | 1LPE9 | (I) |
| Florida | \$130.00 | 1LPE9 | (I) |
| Georgia | \$130.00 | 1LPE9 | (I) |
| Kentucky | \$130.00 | 1LPE9 | (I) |
| Louisiana | \$130.00 | 1LPE9 | (I) |
| Mississippi | \$130.00 | 1LPE9 | (I) |
| North Carolina | \$130.00 | 1LPE9 | (I) |
| South Carolina | \$130.00 | 1LPE9 | (I) |
| Tennessee | \$130.00 | 1LPE9 | (I) |

BELLSOUTH TELECOMMUNICATIONS, INC.
BY: Operations Manager - Pricing
29G57, 675 W. Peachtree St., N.E.
Atlanta, Georgia 30375
ISSUED: OCTOBER 31, 2001

TARIFF F.C.C. NO. 1
1ST REVISED PAGE 23-172
CANCELS ORIGINAL PAGE 23-172

EFFECTIVE: NOVEMBER 1, 2001

ACCESS SERVICE

23 - Metropolitan Statistical Area Access Services (Cont'd)

23.5 Rates and Charges (Cont'd)

23.5.2 BellSouth SPA Service (Cont'd)

23.5.2.9 High Capacity (a.k.a. BellSouth SPA High Capacity) service (Cont'd)

(B) Interoffice Channel (Cont'd)

(5) LightGate service (a.k.a. BellSouth SPA Point to Point Network)
Interoffice Channel (Cont'd)

(a) LightGate 1 service (a.k.a. BellSouth SPA Point to Point Network)
Interoffice Channel System (1 DS3 Capacity) (Cont'd)

Mileage Band 9-25
Per Mile (Cont'd)

| Zone 2 | Month to Month <u>Rates</u> | <u>USOC</u> | |
|----------------|--------------------------------------|-------------|-----|
| <u>States</u> | | | |
| Alabama | \$130.00 | 1LPE9 | (I) |
| Florida | \$130.00 | 1LPE9 | (I) |
| Georgia | \$130.00 | 1LPE9 | (I) |
| Kentucky | \$130.00 | 1LPE9 | (I) |
| Louisiana | \$130.00 | 1LPE9 | (I) |
| Mississippi | \$130.00 | 1LPE9 | (I) |
| North Carolina | \$130.00 | 1LPE9 | (I) |
| South Carolina | \$130.00 | 1LPE9 | (I) |
| Tennessee | \$130.00 | 1LPE9 | (I) |

| Zone 3 | Month to Month <u>Rates</u> | <u>USOC</u> | |
|----------------|--------------------------------------|-------------|-----|
| <u>States</u> | | | |
| Alabama | \$130.00 | 1LPE9 | (I) |
| Florida | \$130.00 | 1LPE9 | (I) |
| Georgia | \$130.00 | 1LPE9 | (I) |
| Kentucky | \$130.00 | 1LPE9 | (I) |
| Louisiana | \$130.00 | 1LPE9 | (I) |
| Mississippi | \$130.00 | 1LPE9 | (I) |
| North Carolina | \$130.00 | 1LPE9 | (I) |
| South Carolina | \$130.00 | 1LPE9 | (I) |
| Tennessee | \$130.00 | 1LPE9 | (I) |

BELLSOUTH TELECOMMUNICATIONS, INC.
BY: Operations Manager - Pricing
29G57, 675 W. Peachtree St., N.E.
Atlanta, Georgia 30375
ISSUED: OCTOBER 31, 2001

TARIFF F.C.C. NO. 1
1ST REVISED PAGE 23-173
CANCELS ORIGINAL PAGE 23-173

EFFECTIVE: NOVEMBER 1, 2001

ACCESS SERVICE

23 - Metropolitan Statistical Area Access Services (Cont'd)

23.5 Rates and Charges (Cont'd)

23.5.2 BellSouth SPA Service (Cont'd)

23.5.2.9 High Capacity (a.k.a. BellSouth SPA High Capacity) service (Cont'd)

(B) Interoffice Channel (Cont'd)

(5) LightGate service (a.k.a. BellSouth SPA Point to Point Network)
Interoffice Channel (Cont'd)

(a) LightGate 1 service (a.k.a. BellSouth SPA Point to Point Network)
Interoffice Channel System (1 DS3 Capacity) (Cont'd)

Mileage Band 26+
Fixed, per System

| | <u>ALL STATES</u> | | |
|----------------|----------------------------|-------------|-----|
| | <u>Nonrecurring Charge</u> | <u>USOC</u> | |
| | \$190.00 | 1LPS6 | |
| Zone 1 | Month to Month Rates | <u>USOC</u> | |
| <u>States</u> | | | |
| Alabama | \$1870.00 | 1LPS6 | (I) |
| Florida | \$1870.00 | 1LPS6 | (I) |
| Georgia | \$1870.00 | 1LPS6 | (I) |
| Kentucky | \$1870.00 | 1LPS6 | (I) |
| Louisiana | \$1870.00 | 1LPS6 | (I) |
| Mississippi | \$1870.00 | 1LPS6 | (I) |
| North Carolina | \$1870.00 | 1LPS6 | (I) |
| South Carolina | \$1870.00 | 1LPS6 | (I) |
| Tennessee | \$1870.00 | 1LPS6 | (I) |
| Zone 2 | Month to Month Rates | <u>USOC</u> | |
| <u>States</u> | | | |
| Alabama | \$1870.00 | 1LPS6 | (I) |
| Florida | \$1870.00 | 1LPS6 | (I) |
| Georgia | \$1870.00 | 1LPS6 | (I) |
| Kentucky | \$1870.00 | 1LPS6 | (I) |
| Louisiana | \$1870.00 | 1LPS6 | (I) |
| Mississippi | \$1870.00 | 1LPS6 | (I) |
| North Carolina | \$1870.00 | 1LPS6 | (I) |
| South Carolina | \$1870.00 | 1LPS6 | (I) |
| Tennessee | \$1870.00 | 1LPS6 | (I) |

BELLSOUTH TELECOMMUNICATIONS, INC.
BY: Operations Manager - Pricing
29G57, 675 W. Peachtree St., N.E.
Atlanta, Georgia 30375
ISSUED: OCTOBER 31, 2001

TARIFF F.C.C. NO. 1
1ST REVISED PAGE 23-174
CANCELS ORIGINAL PAGE 23-174

EFFECTIVE: NOVEMBER 1, 2001

ACCESS SERVICE

23 - Metropolitan Statistical Area Access Services (Cont'd)

23.5 Rates and Charges (Cont'd)

23.5.2 BellSouth SPA Service (Cont'd)

23.5.2.9 High Capacity (a.k.a. BellSouth SPA High Capacity) service (Cont'd)

(B) Interoffice Channel (Cont'd)

(5) LightGate service (a.k.a. BellSouth SPA Point to Point Network)
Interoffice Channel (Cont'd)

(a) LightGate 1 service (a.k.a. BellSouth SPA Point to Point Network)
Interoffice Channel System (1 DS3 Capacity) (Cont'd)

Mileage Band 26+
Fixed, per System (Cont'd)

| Zone 3 | Month to Month <u>Rates</u> | <u>USOC</u> | |
|----------------|--------------------------------------|-------------|-----|
| <u>States</u> | | | |
| Alabama | \$1870.00 | 1LPS6 | (I) |
| Florida | \$1870.00 | 1LPS6 | (I) |
| Georgia | \$1870.00 | 1LPS6 | (I) |
| Kentucky | \$1870.00 | 1LPS6 | (I) |
| Louisiana | \$1870.00 | 1LPS6 | (I) |
| Mississippi | \$1870.00 | 1LPS6 | (I) |
| North Carolina | \$1870.00 | 1LPS6 | (I) |
| South Carolina | \$1870.00 | 1LPS6 | (I) |
| Tennessee | \$1870.00 | 1LPS6 | (I) |

Mileage Band 26+
Per Mile

| Zone 1 | Month to Month <u>Rates</u> | <u>USOC</u> | |
|----------------|--------------------------------------|-------------|-----|
| <u>States</u> | | | |
| Alabama | \$130.00 | 1LPE6 | (I) |
| Florida | \$130.00 | 1LPE6 | (I) |
| Georgia | \$130.00 | 1LPE6 | (I) |
| Kentucky | \$130.00 | 1LPE6 | (I) |
| Louisiana | \$130.00 | 1LPE6 | (I) |
| Mississippi | \$130.00 | 1LPE6 | (I) |
| North Carolina | \$130.00 | 1LPE6 | (I) |
| South Carolina | \$130.00 | 1LPE6 | (I) |
| Tennessee | \$130.00 | 1LPE6 | (I) |

BELLSOUTH TELECOMMUNICATIONS, INC.
BY: Operations Manager - Pricing
29G57, 675 W. Peachtree St., N.E.
Atlanta, Georgia 30375
ISSUED: OCTOBER 31, 2001

TARIFF F.C.C. NO. 1
1ST REVISED PAGE 23-175
CANCELS ORIGINAL PAGE 23-175

EFFECTIVE: NOVEMBER 1, 2001

ACCESS SERVICE

23 - Metropolitan Statistical Area Access Services (Cont'd)

23.5 Rates and Charges (Cont'd)

23.5.2 BellSouth SPA Service (Cont'd)

23.5.2.9 High Capacity (a.k.a. BellSouth SPA High Capacity) service (Cont'd)

(B) Interoffice Channel (Cont'd)

(5) LightGate service (a.k.a. BellSouth SPA Point to Point Network)
Interoffice Channel (Cont'd)

(a) LightGate 1 service (a.k.a. BellSouth SPA Point to Point Network)
Interoffice Channel System (1 DS3 Capacity) (Cont'd)

Mileage Band 26+
Per Mile (Cont'd)

| Zone 2 | Month to Month Rates | USOC | |
|----------------|-------------------------------|-------|-----|
| <u>States</u> | | | |
| Alabama | \$130.00 | 1LPE6 | (I) |
| Florida | \$130.00 | 1LPE6 | (I) |
| Georgia | \$130.00 | 1LPE6 | (I) |
| Kentucky | \$130.00 | 1LPE6 | (I) |
| Louisiana | \$130.00 | 1LPE6 | (I) |
| Mississippi | \$130.00 | 1LPE6 | (I) |
| North Carolina | \$130.00 | 1LPE6 | (I) |
| South Carolina | \$130.00 | 1LPE6 | (I) |
| Tennessee | \$130.00 | 1LPE6 | (I) |

| Zone 3 | Month to Month Rates | USOC | |
|----------------|-------------------------------|-------|-----|
| <u>States</u> | | | |
| Alabama | \$130.00 | 1LPE6 | (I) |
| Florida | \$130.00 | 1LPE6 | (I) |
| Georgia | \$130.00 | 1LPE6 | (I) |
| Kentucky | \$130.00 | 1LPE6 | (I) |
| Louisiana | \$130.00 | 1LPE6 | (I) |
| Mississippi | \$130.00 | 1LPE6 | (I) |
| North Carolina | \$130.00 | 1LPE6 | (I) |
| South Carolina | \$130.00 | 1LPE6 | (I) |
| Tennessee | \$130.00 | 1LPE6 | (I) |

BELLSOUTH TELECOMMUNICATIONS, INC.
BY: Operations Manager - Pricing
29G57, 675 W. Peachtree St., N.E.
Atlanta, Georgia 30375
ISSUED: OCTOBER 31, 2001

TARIFF F.C.C. NO. 1
1ST REVISED PAGE 23-176
CANCELS ORIGINAL PAGE 23-176

EFFECTIVE: NOVEMBER 1, 2001

ACCESS SERVICE

23 - Metropolitan Statistical Area Access Services (Cont'd)

23.5 Rates and Charges (Cont'd)

23.5.2 BellSouth SPA Service (Cont'd)

23.5.2.9 High Capacity (a.k.a. BellSouth SPA High Capacity) service (Cont'd)

(B) Interoffice Channel (Cont'd)

(5) LightGate service (a.k.a. BellSouth SPA Point to Point Network)
Interoffice Channel (Cont'd)

(a) LightGate 1 service (a.k.a. BellSouth SPA Point to Point Network)
Interoffice Channel System (1 DS3 Capacity) (Cont'd)

| | <u>Non Recurring Charges</u> | <u>Month to Month Rates</u> | <u>USOC</u> |
|---|--------------------------------------|---|----------------|
| Central Office Channel Interfaces, Per Termination Per DS3 | \$ 180.00 | \$ 115.00 | 1PQE3 |
| Per 28 DS1 Channel System Per DS1 | \$ 290.00 \$ 170.00 | \$ 600.00(I) \$ 15.00(I) | MQ3C1 1PQE1 |

BELLSOUTH TELECOMMUNICATIONS, INC.
BY: Operations Manager - Pricing
29G57, 675 W. Peachtree St., N.E.
Atlanta, Georgia 30375
ISSUED: OCTOBER 31, 2001

TARIFF F.C.C. NO. 1
1ST REVISED PAGE 23-177
CANCELS ORIGINAL PAGE 23-177

EFFECTIVE: NOVEMBER 1, 2001

ACCESS SERVICE

23 - Metropolitan Statistical Area Access Services (Cont'd)

23.5 Rates and Charges (Cont'd)

23.5.2 BellSouth SPA Service (Cont'd)

23.5.2.9 High Capacity (a.k.a. BellSouth SPA High Capacity) Service (Cont'd)

(B) Interoffice Channel (Cont'd)

(5) LightGate service (a.k.a. BellSouth SPA Point to Point Network)
Interoffice Channel (Cont'd)

(b) LightGate STS-1 service (a.k.a. BellSouth SPA Point to Point
Network) Interoffice Channel System (1 DS3 Capacity)

Mileage Band 0-8
Fixed, per System

ALL STATES

Nonrecurring
Charge

USOC

\$ 190.00

1LPSA

Zone 1

Month
to
Month
Rates

USOC

States

Alabama \$1430.00
Florida \$1430.00
Georgia \$1430.00
Kentucky \$1430.00
Louisiana \$1430.00
Mississippi \$1430.00
North Carolina \$1430.00
South Carolina \$1430.00
Tennessee \$1430.00

1LPSA
1LPSA
1LPSA
1LPSA
1LPSA
1LPSA
1LPSA
1LPSA
1LPSA

(I)
(I)
(I)
(I)
(I)
(I)
(I)
(I)
(I)

Zone 2

Month
to
Month
Rates

USOC

States

Alabama \$1430.00
Florida \$1430.00
Georgia \$1430.00
Kentucky \$1430.00
Louisiana \$1430.00
Mississippi \$1430.00
North Carolina \$1430.00
South Carolina \$1430.00
Tennessee \$1430.00

1LPSA
1LPSA
1LPSA
1LPSA
1LPSA
1LPSA
1LPSA
1LPSA
1LPSA

(I)
(I)
(I)
(I)
(I)
(I)
(I)
(I)
(I)

BELLSOUTH TELECOMMUNICATIONS, INC.
BY: Operations Manager - Pricing
29G57, 675 W. Peachtree St., N.E.
Atlanta, Georgia 30375
ISSUED: JANUARY 22, 2001

TARIFF F.C.C. NO. 1
ORIGINAL PAGE 23-178

EFFECTIVE: JANUARY 23, 2001

ACCESS SERVICE

(N)

23 - Metropolitan Statistical Area Access Services (Cont'd)

(N)

23.5 Rates and Charges (Cont'd)

(N)

23.5.2 BellSouth SPA Service (Cont'd)

(N)

23.5.2.9 High Capacity (a.k.a. BellSouth SPA High Capacity) Service (Cont'd)

(N)

(B) Interoffice Channel (Cont'd)

(N)

(5) LightGate service (a.k.a. BellSouth SPA Point to Point Network)
Interoffice Channel (Cont'd)

(N)

(N)

(b) LightGate STS-1 service (a.k.a. BellSouth SPA Point to Point
Network) Interoffice Channel System (1 DS3 Capacity) (Cont'd)

(N)

(N)

Mileage Band 0-8

(N)

Fixed, per System (Cont'd)

(N)

Zone 3

Month

(N)

to

(N)

Month

(N)

Rates

(N)

USOC

(N)

States

Alabama

\$1300.00

1LPSA

(N)

Florida

\$1300.00

1LPSA

(N)

Georgia

\$1300.00

1LPSA

(N)

Kentucky

\$1300.00

1LPSA

(N)

Louisiana

\$1300.00

1LPSA

(N)

Mississippi

\$1300.00

1LPSA

(N)

North Carolina

\$1300.00

1LPSA

(N)

South Carolina

\$1300.00

1LPSA

(N)

Tennessee

\$1300.00

1LPSA

(N)

Mileage Band 0-8

(N)

Per Mile

(N)

Zone 1

Month

(N)

to

(N)

Month

(N)

Rates

(N)

USOC

(N)

States

Alabama

\$120.00

1LPEB

(N)

Florida

\$120.00

1LPEB

(N)

Georgia

\$120.00

1LPEB

(N)

Kentucky

\$120.00

1LPEB

(N)

Louisiana

\$120.00

1LPEB

(N)

Mississippi

\$120.00

1LPEB

(N)

North Carolina

\$120.00

1LPEB

(N)

South Carolina

\$120.00

1LPEB

(N)

Tennessee

\$120.00

1LPEB

(N)

BELLSOUTH TELECOMMUNICATIONS, INC.
BY: Operations Manager - Pricing
29G57, 675 W. Peachtree St., N.E.
Atlanta, Georgia 30375
ISSUED: OCTOBER 31, 2001

TARIFF F.C.C. NO. 1
1ST REVISED PAGE 23-179
CANCELS ORIGINAL PAGE 23-179

EFFECTIVE: NOVEMBER 1, 2001

ACCESS SERVICE

23 - Metropolitan Statistical Area Access Services (Cont'd)

23.5 Rates and Charges (Cont'd)

23.5.2 BellSouth SPA Service (Cont'd)

23.5.2.9 High Capacity (a.k.a. BellSouth SPA High Capacity) Service (Cont'd)

(B) Interoffice Channel (Cont'd)

(5) LightGate service (a.k.a. BellSouth SPA Point to Point Network)
Interoffice Channel (Cont'd)

(b) LightGate STS-1 service (a.k.a. BellSouth SPA Point to Point
Network) Interoffice Channel System (1 DS3 Capacity) (Cont'd)

Mileage Band 0-8
Fixed, per Mile (Cont'd)

| Zone 2 | Month to Month Rates | USOC | |
|----------------|-------------------------------|-------|-----|
| <u>States</u> | | | |
| Alabama | \$130.00 | 1LPEB | (I) |
| Florida | \$130.00 | 1LPEB | (I) |
| Georgia | \$130.00 | 1LPEB | (I) |
| Kentucky | \$130.00 | 1LPEB | (I) |
| Louisiana | \$130.00 | 1LPEB | (I) |
| Mississippi | \$130.00 | 1LPEB | (I) |
| North Carolina | \$130.00 | 1LPEB | (I) |
| South Carolina | \$130.00 | 1LPEB | (I) |
| Tennessee | \$130.00 | 1LPEB | (I) |

Mileage Band 0-8
Per Mile

| Zone 3 | Month to Month Rates | USOC | |
|----------------|-------------------------------|-------|-----|
| <u>States</u> | | | |
| Alabama | \$130.00 | 1LPEB | (I) |
| Florida | \$130.00 | 1LPEB | (I) |
| Georgia | \$130.00 | 1LPEB | (I) |
| Kentucky | \$130.00 | 1LPEB | (I) |
| Louisiana | \$130.00 | 1LPEB | (I) |
| Mississippi | \$130.00 | 1LPEB | (I) |
| North Carolina | \$130.00 | 1LPEB | (I) |
| South Carolina | \$130.00 | 1LPEB | (I) |
| Tennessee | \$130.00 | 1LPEB | (I) |

BELLSOUTH TELECOMMUNICATIONS, INC.
BY: Operations Manager - Pricing
29G57, 675 W. Peachtree St., N.E.
Atlanta, Georgia 30375
ISSUED: OCTOBER 31, 2001

TARIFF F.C.C. NO. 1
1ST REVISED PAGE 23-180
CANCELS ORIGINAL PAGE 23-180

EFFECTIVE: NOVEMBER 1, 2001

ACCESS SERVICE

23 - Metropolitan Statistical Area Access Services(Cont'd)

23.5 Rates and Charges (Cont'd)

23.5.2 BellSouth SPA Service (Cont'd)

23.5.2.9 High Capacity (a.k.a. BellSouth SPA High Capacity) Service (Cont'd)

(B) Interoffice Channel (Cont'd)

(5) LightGate service (a.k.a. BellSouth SPA Point to Point Network)
Interoffice Channel (Cont'd)

(b) LightGate STS-1 service (a.k.a. BellSouth SPA Point to Point
Network) Interoffice Channel System (1 DS3 Capacity) (Cont'd)

Mileage Band 9-25
Fixed, per System

| | <u>ALL STATES</u> | | |
|----------------|--------------------------------------|-------------|-----|
| | <u>Nonrecurring Charge</u> | <u>USOC</u> | |
| | \$190.00 | 1LPSB | |
| Zone 1 | Month to Month <u>Rates</u> | <u>USOC</u> | |
| <u>States</u> | | | |
| Alabama | \$1600.00 | 1LPSB | (I) |
| Florida | \$1600.00 | 1LPSB | (I) |
| Georgia | \$1600.00 | 1LPSB | (I) |
| Kentucky | \$1600.00 | 1LPSB | (I) |
| Louisiana | \$1600.00 | 1LPSB | (I) |
| Mississippi | \$1600.00 | 1LPSB | (I) |
| North Carolina | \$1600.00 | 1LPSB | (I) |
| South Carolina | \$1600.00 | 1LPSB | (I) |
| Tennessee | \$1600.00 | 1LPSB | (I) |
| Zone 2 | Month to Month <u>Rates</u> | <u>USOC</u> | |
| <u>States</u> | | | |
| Alabama | \$1600.00 | 1LPSB | (I) |
| Florida | \$1600.00 | 1LPSB | (I) |
| Georgia | \$1600.00 | 1LPSB | (I) |
| Kentucky | \$1600.00 | 1LPSB | (I) |
| Louisiana | \$1600.00 | 1LPSB | (I) |
| Mississippi | \$1600.00 | 1LPSB | (I) |
| North Carolina | \$1600.00 | 1LPSB | (I) |
| South Carolina | \$1600.00 | 1LPSB | (I) |
| Tennessee | \$1600.00 | 1LPSB | (I) |

BELLSOUTH TELECOMMUNICATIONS, INC.
BY: Operations Manager - Pricing
29G57, 675 W. Peachtree St., N.E.
Atlanta, Georgia 30375
ISSUED: JANUARY 22, 2001

TARIFF F.C.C. NO. 1
ORIGINAL PAGE 23-181

EFFECTIVE: JANUARY 23, 2001

ACCESS SERVICE

(N)

23 - Metropolitan Statistical Area Access Services (Cont'd)

(N)

23.5 Rates and Charges (Cont'd)

(N)

23.5.2 BellSouth SPA Service (Cont'd)

(N)

23.5.2.9 High Capacity (a.k.a. BellSouth SPA High Capacity) Service (Cont'd)

(N)

(B) Interoffice Channel (Cont'd)

(N)

(5) LightGate service (a.k.a. BellSouth SPA Point to Point Network)
Interoffice Channel (Cont'd)

(N)

(N)

(b) LightGate STS-1 service (a.k.a. BellSouth SPA Point to Point
Network) Interoffice Channel System (1 DS3 Capacity) (Cont'd)

(N)

(N)

Mileage Band 9-25

(N)

Fixed, per System (Cont'd)

(N)

| Zone 3 | Month to Month Rates | USOC |
|--------|-------------------------------|------|
|--------|-------------------------------|------|

(N)

(N)

(N)

(N)

States

(N)

| | | |
|----------------|-----------|-------|
| Alabama | \$1450.00 | 1LPSB |
| Florida | \$1450.00 | 1LPSB |
| Georgia | \$1450.00 | 1LPSB |
| Kentucky | \$1450.00 | 1LPSB |
| Louisiana | \$1450.00 | 1LPSB |
| Mississippi | \$1450.00 | 1LPSB |
| North Carolina | \$1450.00 | 1LPSB |
| South Carolina | \$1450.00 | 1LPSB |
| Tennessee | \$1450.00 | 1LPSB |

(N)

(N)

(N)

(N)

(N)

(N)

(N)

(N)

Mileage Band 9-25
Per Mile

(N)

(N)

| Zone 1 | Month to Month Rates | USOC |
|--------|-------------------------------|------|
|--------|-------------------------------|------|

(N)

(N)

(N)

(N)

States

(N)

| | | |
|----------------|----------|-------|
| Alabama | \$120.00 | 1LPEC |
| Florida | \$120.00 | 1LPEC |
| Georgia | \$120.00 | 1LPEC |
| Kentucky | \$120.00 | 1LPEC |
| Louisiana | \$120.00 | 1LPEC |
| Mississippi | \$120.00 | 1LPEC |
| North Carolina | \$120.00 | 1LPEC |
| South Carolina | \$120.00 | 1LPEC |
| Tennessee | \$120.00 | 1LPEC |

(N)

(N)

(N)

(N)

(N)

(N)

(N)

(N)

BELLSOUTH TELECOMMUNICATIONS, INC.
BY: Operations Manager - Pricing
29G57, 675 W. Peachtree St., N.E.
Atlanta, Georgia 30375
ISSUED: OCTOBER 31, 2001

TARIFF F.C.C. NO. 1
1ST REVISED PAGE 23-182
CANCELS ORIGINAL PAGE 23-182

EFFECTIVE: NOVEMBER 1, 2001

ACCESS SERVICE

23 - Metropolitan Statistical Area Access Services (Cont'd)

23.5 Rates and Charges (Cont'd)

23.5.2 BellSouth SPA Service (Cont'd)

23.5.2.9 High Capacity (a.k.a. BellSouth SPA High Capacity) Service (Cont'd)

(B) Interoffice Channel (Cont'd)

(5) LightGate service (a.k.a. BellSouth SPA Point to Point Network)
Interoffice Channel (Cont'd)

(b) LightGate STS-1 service (a.k.a. BellSouth SPA Point to Point
Network) Interoffice Channel System (1 DS3 Capacity) (Cont'd)

Mileage Band 9-25
Per Mile (Cont'd)

| Zone 2 | Month to Month Rates | USOC | |
|----------------|-------------------------------|-------|-----|
| <u>States</u> | | | |
| Alabama | \$130.00 | 1LPEC | (I) |
| Florida | \$130.00 | 1LPEC | (I) |
| Georgia | \$130.00 | 1LPEC | (I) |
| Kentucky | \$130.00 | 1LPEC | (I) |
| Louisiana | \$130.00 | 1LPEC | (I) |
| Mississippi | \$130.00 | 1LPEC | (I) |
| North Carolina | \$130.00 | 1LPEC | (I) |
| South Carolina | \$130.00 | 1LPEC | (I) |
| Tennessee | \$130.00 | 1LPEC | (I) |

| Zone 3 | Month to Month Rates | USOC | |
|----------------|-------------------------------|-------|-----|
| <u>States</u> | | | |
| Alabama | \$130.00 | 1LPEC | (I) |
| Florida | \$130.00 | 1LPEC | (I) |
| Georgia | \$130.00 | 1LPEC | (I) |
| Kentucky | \$130.00 | 1LPEC | (I) |
| Louisiana | \$130.00 | 1LPEC | (I) |
| Mississippi | \$130.00 | 1LPEC | (I) |
| North Carolina | \$130.00 | 1LPEC | (I) |
| South Carolina | \$130.00 | 1LPEC | (I) |
| Tennessee | \$130.00 | 1LPEC | (I) |

BELLSOUTH TELECOMMUNICATIONS, INC.
 BY: Operations Manager - Pricing
 29G57, 675 W. Peachtree St., N.E.
 Atlanta, Georgia 30375
 ISSUED: OCTOBER 31, 2001

TARIFF F.C.C. NO. 1
 1ST REVISED PAGE 23-183
 CANCELS ORIGINAL PAGE 23-183

EFFECTIVE: NOVEMBER 1, 2001

ACCESS SERVICE

23 - Metropolitan Statistical Area Access Services (Cont'd)

23.5 Rates and Charges (Cont'd)

23.5.2 BellSouth SPA Service (Cont'd)

23.5.2.9 High Capacity (a.k.a. BellSouth SPA High Capacity) Service (Cont'd)

(B) Interoffice Channel (Cont'd)

(5) LightGate service (a.k.a. BellSouth SPA Point to Point Network)
 Interoffice Channel (Cont'd)

(b) LightGate STS-1 service (a.k.a. BellSouth SPA Point to Point
 Network) Interoffice Channel System (1 DS3 Capacity) (Cont'd)

Mileage Band 26+
 Fixed, per System

| | <u>ALL STATES</u> | | |
|----------------|--------------------------------------|-------------|-----|
| | <u>Nonrecurring Charge</u> | <u>USOC</u> | |
| | \$190.00 | 1LPSC | |
| Zone 1 | Month to Month <u>Rates</u> | <u>USOC</u> | |
| <u>States</u> | | | |
| Alabama | \$1870.00 | 1LPSC | (I) |
| Florida | \$1870.00 | 1LPSC | (I) |
| Georgia | \$1870.00 | 1LPSC | (I) |
| Kentucky | \$1870.00 | 1LPSC | (I) |
| Louisiana | \$1870.00 | 1LPSC | (I) |
| Mississippi | \$1870.00 | 1LPSC | (I) |
| North Carolina | \$1870.00 | 1LPSC | (I) |
| South Carolina | \$1870.00 | 1LPSC | (I) |
| Tennessee | \$1870.00 | 1LPSC | (I) |
| Zone 2 | Month to Month <u>Rates</u> | <u>USOC</u> | |
| <u>States</u> | | | |
| Alabama | \$1870.00 | 1LPSC | (I) |
| Florida | \$1870.00 | 1LPSC | (I) |
| Georgia | \$1870.00 | 1LPSC | (I) |
| Kentucky | \$1870.00 | 1LPSC | (I) |
| Louisiana | \$1870.00 | 1LPSC | (I) |
| Mississippi | \$1870.00 | 1LPSC | (I) |
| North Carolina | \$1870.00 | 1LPSC | (I) |
| South Carolina | \$1870.00 | 1LPSC | (I) |
| Tennessee | \$1870.00 | 1LPSC | (I) |

BELLSOUTH TELECOMMUNICATIONS, INC.
BY: Operations Manager - Pricing
29G57, 675 W. Peachtree St., N.E.
Atlanta, Georgia 30375
ISSUED: OCTOBER 31, 2001

TARIFF F.C.C. NO. 1
1ST REVISED PAGE 23-184
CANCELS ORIGINAL PAGE 23-184

EFFECTIVE: NOVEMBER 1, 2001

ACCESS SERVICE

23 - Metropolitan Statistical Area Access Services (Cont'd)

23.5 Rates and Charges (Cont'd)

23.5.2 BellSouth SPA Service (Cont'd)

23.5.2.9 High Capacity (a.k.a. BellSouth SPA High Capacity) Service (Cont'd)

(B) Interoffice Channel (Cont'd)

(5) LightGate service (a.k.a. BellSouth SPA Point to Point Network)
Interoffice Channel (Cont'd)

(b) LightGate STS-1 service (a.k.a. BellSouth SPA Point to Point
Network) Interoffice Channel System (1 DS3 Capacity) (Cont'd)

Mileage Band 26+
Fixed, per System (Cont'd)

| Zone 3 | Month to Month Rates | USOC | |
|----------------|-------------------------------|-------|-----|
| <u>States</u> | | | |
| Alabama | \$1870.00 | 1LPSC | (I) |
| Florida | \$1870.00 | 1LPSC | (I) |
| Georgia | \$1870.00 | 1LPSC | (I) |
| Kentucky | \$1870.00 | 1LPSC | (I) |
| Louisiana | \$1870.00 | 1LPSC | (I) |
| Mississippi | \$1870.00 | 1LPSC | (I) |
| North Carolina | \$1870.00 | 1LPSC | (I) |
| South Carolina | \$1870.00 | 1LPSC | (I) |
| Tennessee | \$1870.00 | 1LPSC | (I) |

Mileage Band 26+
Per Mile

| Zone 1 | Month to Month Rates | USOC | |
|----------------|-------------------------------|-------|-----|
| <u>States</u> | | | |
| Alabama | \$130.00 | 1LPED | (I) |
| Florida | \$130.00 | 1LPED | (I) |
| Georgia | \$130.00 | 1LPED | (I) |
| Kentucky | \$130.00 | 1LPED | (I) |
| Louisiana | \$130.00 | 1LPED | (I) |
| Mississippi | \$130.00 | 1LPED | (I) |
| North Carolina | \$130.00 | 1LPED | (I) |
| South Carolina | \$130.00 | 1LPED | (I) |
| Tennessee | \$130.00 | 1LPED | (I) |

BELLSOUTH TELECOMMUNICATIONS, INC.
BY: Operations Manager - Pricing
29G57, 675 W. Peachtree St., N.E.
Atlanta, Georgia 30375
ISSUED: OCTOBER 31, 2001

TARIFF F.C.C. NO. 1
1ST REVISED PAGE 23-185
CANCELS ORIGINAL PAGE 23-185

EFFECTIVE: NOVEMBER 1, 2001

ACCESS SERVICE

23 - Metropolitan Statistical Area Access Services (Cont'd)

23.5 Rates and Charges (Cont'd)

23.5.2 BellSouth SPA Service (Cont'd)

23.5.2.9 High Capacity (a.k.a. BellSouth SPA High Capacity) Service (Cont'd)

(B) Interoffice Channel (Cont'd)

(5) LightGate service (a.k.a. BellSouth SPA Point to Point Network)
Interoffice Channel (Cont'd)

(b) LightGate STS-1 service (a.k.a. BellSouth SPA Point to Point
Network) Interoffice Channel System (1 DS3 Capacity) (Cont'd)

Mileage Band 26+
Per Mile (Cont'd)

| Zone 2 | Month to Month <u>Rates</u> | <u>USOC</u> | |
|----------------|--------------------------------------|-------------|-----|
| <u>States</u> | | | |
| Alabama | \$130.00 | 1LPED | (I) |
| Florida | \$130.00 | 1LPED | (I) |
| Georgia | \$130.00 | 1LPED | (I) |
| Kentucky | \$130.00 | 1LPED | (I) |
| Louisiana | \$130.00 | 1LPED | (I) |
| Mississippi | \$130.00 | 1LPED | (I) |
| North Carolina | \$130.00 | 1LPED | (I) |
| South Carolina | \$130.00 | 1LPED | (I) |
| Tennessee | \$130.00 | 1LPED | (I) |
| Zone 3 | Month to Month <u>Rates</u> | <u>USOC</u> | |
| <u>States</u> | | | |
| Alabama | \$130.00 | 1LPED | (I) |
| Florida | \$130.00 | 1LPED | (I) |
| Georgia | \$130.00 | 1LPED | (I) |
| Kentucky | \$130.00 | 1LPED | (I) |
| Louisiana | \$130.00 | 1LPED | (I) |
| Mississippi | \$130.00 | 1LPED | (I) |
| North Carolina | \$130.00 | 1LPED | (I) |
| South Carolina | \$130.00 | 1LPED | (I) |
| Tennessee | \$130.00 | 1LPED | (I) |

EFFECTIVE: JANUARY 23, 2001

ACCESS SERVICE

| | | | |
|--|---------------------|-------------|-----|
| | | | (N) |
| 23 - Metropolitan Statistical Area Access Services(Cont'd) | | | (N) |
| 23.5 <u>Rates and Charges</u> (Cont'd) | | | (N) |
| 23.5.2 <u>BellSouth SPA Service</u> (Cont'd) | | | (N) |
| 23.5.2.9 <u>High Capacity (a.k.a. BellSouth SPA High Capacity) Service</u> (Cont'd) | | | (N) |
| (B) Interoffice Channel (Cont'd) | | | (N) |
| (5) LightGate service (a.k.a. BellSouth SPA Point to Point Network) Interoffice Channel (Cont'd) | | | (N) |
| (c) LightGate OC-3 service (a.k.a. BellSouth SPA Point to Point Network OC-3 capacity) System | | | (N) |
| Mileage Band 0-8 | | | (N) |
| Fixed, per System | | | (N) |
| | ALL STATES | | (N) |
| | Nonrecurring Charge | <u>USOC</u> | (N) |
| | \$190.00 | 1LPS4 | (N) |
| <u>Zone 1</u> | Month to Month | <u>USOC</u> | (N) |
| <u>States</u> | | | (N) |
| Alabama | \$2100.00 | 1LPS4 | (N) |
| Florida | \$2100.00 | 1LPS4 | (N) |
| Georgia | \$2100.00 | 1LPS4 | (N) |
| Kentucky | \$2100.00 | 1LPS4 | (N) |
| Louisiana | \$2100.00 | 1LPS4 | (N) |
| Mississippi | \$2100.00 | 1LPS4 | (N) |
| North Carolina | \$2100.00 | 1LPS4 | (N) |
| South Carolina | \$2100.00 | 1LPS4 | (N) |
| Tennessee | \$2100.00 | 1LPS4 | (N) |
| <u>Zone 2</u> | Month to Month | <u>USOC</u> | (N) |
| <u>States</u> | | | (N) |
| Alabama | \$2100.00 | 1LPS4 | (N) |
| Florida | \$2100.00 | 1LPS4 | (N) |
| Georgia | \$2100.00 | 1LPS4 | (N) |
| Kentucky | \$2100.00 | 1LPS4 | (N) |
| Louisiana | \$2100.00 | 1LPS4 | (N) |
| Mississippi | \$2100.00 | 1LPS4 | (N) |
| North Carolina | \$2100.00 | 1LPS4 | (N) |
| South Carolina | \$2100.00 | 1LPS4 | (N) |
| Tennessee | \$2100.00 | 1LPS4 | (N) |

BELLSOUTH TELECOMMUNICATIONS, INC.
 BY: Operations Manager - Pricing
 29G57, 675 W. Peachtree St., N.E.
 Atlanta, Georgia 30375
 ISSUED: JANUARY 22, 2001

TARIFF F.C.C. NO. 1
 ORIGINAL PAGE 23-187

EFFECTIVE: JANUARY 23, 2001

ACCESS SERVICE

- 23 - Metropolitan Statistical Area Access Services (Cont'd) (N)
- 23.5 Rates and Charges (Cont'd) (N)
- 23.5.2 BellSouth SPA Service (Cont'd) (N)
- 23.5.2.9 High Capacity (a.k.a. BellSouth SPA High Capacity) Service (Cont'd) (N)
- (B) Interoffice Channel (Cont'd) (N)
- (5) LightGate service (a.k.a. BellSouth SPA Point to Point Network) Interoffice Channel (Cont'd) (N)
- (c) LightGate OC-3 service (a.k.a. BellSouth SPA Point to Point Network OC-3 capacity) System (N)
- Mileage Band 0-8 (N)
- Fixed, per System (Cont'd) (N)

Month
to
Month
Rates

USOC

Zone 3

| | | |
|----------------|-----------|-------|
| Alabama | \$2100.00 | 1LPS4 |
| Florida | \$2100.00 | 1LPS4 |
| Georgia | \$2100.00 | 1LPS4 |
| Kentucky | \$2100.00 | 1LPS4 |
| Louisiana | \$2100.00 | 1LPS4 |
| Mississippi | \$2100.00 | 1LPS4 |
| North Carolina | \$2100.00 | 1LPS4 |
| South Carolina | \$2100.00 | 1LPS4 |
| Tennessee | \$2100.00 | 1LPS4 |

Mileage Band 0-8
Per Mile

Month
to
Month
Rates

USOC

Zone 1

States

| | | |
|----------------|-----------|-------|
| Alabama | \$ 225.00 | 1LPE4 |
| Florida | \$ 225.00 | 1LPE4 |
| Georgia | \$ 225.00 | 1LPE4 |
| Kentucky | \$ 225.00 | 1LPE4 |
| Louisiana | \$ 225.00 | 1LPE4 |
| Mississippi | \$ 225.00 | 1LPE4 |
| North Carolina | \$ 225.00 | 1LPE4 |
| South Carolina | \$ 225.00 | 1LPE4 |
| Tennessee | \$ 225.00 | 1LPE4 |

EFFECTIVE: JANUARY 23, 2001

ACCESS SERVICE

- 23 - Metropolitan Statistical Area Access Services (Cont'd) (N)
- 23.5 Rates and Charges (Cont'd) (N)
- 23.5.2 BellSouth SPA Service (Cont'd) (N)
- 23.5.2.9 High Capacity (a.k.a. BellSouth SPA High Capacity) Service (Cont'd) (N)
- (B) Interoffice Channel (Cont'd) (N)
- (5) LightGate service (a.k.a. BellSouth SPA Point to Point Network) Interoffice Channel(Cont'd) (N)
- (c) LightGate OC-3 service (a.k.a. BellSouth SPA Point to Point Network OC-3 capacity) System (Cont'd) (N)
- Mileage Band 0-8
 Per Mile (Cont'd) (N)

| <u>Zone 2</u> | Month to Month Rates | USOC | (N) |
|----------------|-------------------------------|-------|-----|
| Alabama | \$ 225.00 | 1LPE4 | (N) |
| Florida | \$ 225.00 | 1LPE4 | (N) |
| Georgia | \$ 225.00 | 1LPE4 | (N) |
| Kentucky | \$ 225.00 | 1LPE4 | (N) |
| Louisiana | \$ 225.00 | 1LPE4 | (N) |
| Mississippi | \$ 225.00 | 1LPE4 | (N) |
| North Carolina | \$ 225.00 | 1LPE4 | (N) |
| South Carolina | \$ 225.00 | 1LPE4 | (N) |
| Tennessee | \$ 225.00 | 1LPE4 | (N) |

| <u>Zone 3</u> | Month to Month Rates | USOC | (N) |
|----------------|-------------------------------|-------|-----|
| <u>States</u> | | | (N) |
| Alabama | \$ 225.00 | 1LPE4 | (N) |
| Florida | \$ 225.00 | 1LPE4 | (N) |
| Georgia | \$ 225.00 | 1LPE4 | (N) |
| Kentucky | \$ 225.00 | 1LPE4 | (N) |
| Louisiana | \$ 225.00 | 1LPE4 | (N) |
| Mississippi | \$ 225.00 | 1LPE4 | (N) |
| North Carolina | \$ 225.00 | 1LPE4 | (N) |
| South Carolina | \$ 225.00 | 1LPE4 | (N) |
| Tennessee | \$ 225.00 | 1LPE4 | (N) |

EFFECTIVE: JANUARY 23, 2001

ACCESS SERVICE

| | |
|---|------------|
| | (N) |
| 23 - Metropolitan Statistical Area Access Services(Cont'd) | (N) |
| 23.5 <u>Rates and Charges</u> (Cont'd) | (N) |
| 23.5.2 <u>BellSouth SPA Service</u> (Cont'd) | (N) |
| 23.5.5.9 <u>High Capacity (a.k.a. BellSouth SPA High Capacity) Service</u> (Cont'd) | (N) |
| (B) Interoffice Channel (Cont'd) | (N) |
| (5) LightGate service (a.k.a. BellSouth SPA Point to Point Network) Interoffice Channel (Cont'd) | (N) (N) |
| (c) LightGate OC-3 service (a.k.a. BellSouth SPA Point to Point Network OC-3 capacity) System (Cont'd) | (N) (N) |
| Mileage Band 9-25 | (N) |
| Fixed, per System | (N) |

ALL STATES

| | | |
|---------------|-------------|-----|
| Nonrecurring | <u>USOC</u> | (N) |
| <u>Charge</u> | | (N) |
| \$190.00 | 1LPS5 | (N) |
| Month | | (N) |
| to | | (N) |
| Month | | (N) |
| <u>Rates</u> | <u>USOC</u> | (N) |

Zone 1

| | | |
|----------------|-----------|-----------|
| <u>States</u> | | (N) |
| Alabama | \$2600.00 | 1LPS5 (N) |
| Florida | \$2600.00 | 1LPS5 (N) |
| Georgia | \$2600.00 | 1LPS5 (N) |
| Kentucky | \$2600.00 | 1LPS5 (N) |
| Louisiana | \$2600.00 | 1LPS5 (N) |
| Mississippi | \$2600.00 | 1LPS5 (N) |
| North Carolina | \$2600.00 | 1LPS5 (N) |
| South Carolina | \$2600.00 | 1LPS5 (N) |
| Tennessee | \$2600.00 | 1LPS5 (N) |

| | | |
|--------------|-------------|-----|
| Month | | (N) |
| to | | (N) |
| Month | | (N) |
| <u>Rates</u> | <u>USOC</u> | (N) |

Zone 2

| | | |
|----------------|-----------|-----------|
| <u>States</u> | | (N) |
| Alabama | \$2600.00 | 1LPS5 (N) |
| Florida | \$2600.00 | 1LPS5 (N) |
| Georgia | \$2600.00 | 1LPS5 (N) |
| Kentucky | \$2600.00 | 1LPS5 (N) |
| Louisiana | \$2600.00 | 1LPS5 (N) |
| Mississippi | \$2600.00 | 1LPS5 (N) |
| North Carolina | \$2600.00 | 1LPS5 (N) |
| South Carolina | \$2600.00 | 1LPS5 (N) |
| Tennessee | \$2600.00 | 1LPS5 (N) |

EFFECTIVE: JANUARY 23, 2001

ACCESS SERVICE

- 23 - Metropolitan Statistical Area Access Services(Cont'd) (N)
- 23.5 Rates and Charges (Cont'd) (N)
- 23.5.2 BellSouth SPA Service (Cont'd) (N)
- 23.5.2.9 High Capacity (a.k.a. BellSouth SPA High Capacity) Service (Cont'd) (N)
- (B) Interoffice Channel (Cont'd) (N)
- (5) LightGate service (a.k.a. BellSouth SPA Point to Point Network) Interoffice Channel (Cont'd) (N)
- (c) LightGate service (a.k.a. BellSouth SPA Point to Point Network OC-3 capacity) System (Cont'd) (N)
- Mileage Band 9-25
 Fixed, per System (Cont'd) (N)

| | Month to Month | | |
|----------------|----------------------|-------------|-----|
| <u>Rates</u> | | <u>USOC</u> | |
| <u>Zone 3</u> | | | (N) |
| <u>States</u> | | | (N) |
| Alabama | \$2600.00 | 1LPS5 | (N) |
| Florida | \$2600.00 | 1LPS5 | (N) |
| Georgia | \$2600.00 | 1LPS5 | (N) |
| Kentucky | \$2600.00 | 1LPS5 | (N) |
| Louisiana | \$2600.00 | 1LPS5 | (N) |
| Mississippi | \$2600.00 | 1LPS5 | (N) |
| North Carolina | \$2600.00 | 1LPS5 | (N) |
| South Carolina | \$2600.00 | 1LPS5 | (N) |
| Tennessee | \$2600.00 | 1LPS5 | (N) |

Mileage Band 9-25
 Per Mile (N)

| | Month to Month <u>Rates</u> | <u>USOC</u> | |
|----------------|--------------------------------------|-------------|-----|
| <u>Zone 1</u> | | | (N) |
| <u>States</u> | | | (N) |
| Alabama | \$ 225.00 | 1LPE5 | (N) |
| Florida | \$ 225.00 | 1LPE5 | (N) |
| Georgia | \$ 225.00 | 1LPE5 | (N) |
| Kentucky | \$ 225.00 | 1LPE5 | (N) |
| Louisiana | \$ 225.00 | 1LPE5 | (N) |
| Mississippi | \$ 225.00 | 1LPE5 | (N) |
| North Carolina | \$ 225.00 | 1LPE5 | (N) |
| South Carolina | \$ 225.00 | 1LPE5 | (N) |
| Tennessee | \$ 225.00 | 1LPE5 | (N) |

BELLSOUTH TELECOMMUNICATIONS, INC.
BY: Operations Manager - Pricing
29G57, 675 W. Peachtree St., N.E.
Atlanta, Georgia 30375
ISSUED: JANUARY 22, 2001

TARIFF F.C.C. NO. 1
ORIGINAL PAGE 23-191

EFFECTIVE: JANUARY 23, 2001

ACCESS SERVICE

- 23 - Metropolitan Statistical Area Access Services (Cont'd) (N)
- 23.5 Rates and Charges (Cont'd) (N)
- 23.5.2 BellSouth SPA Service (Cont'd) (N)
- 23.5.2.9 High Capacity (a.k.a. BellSouth SPA High Capacity) Service (Cont'd) (N)
- (B) Interoffice Channel(Cont'd) (N)
- (5) LightGate service (a.k.a. BellSouth SPA Point to Point Network) Interoffice Channel(Cont'd) (N)
- (c) LightGate OC-3 service (a.k.a. BellSouth SPA Point to Point Network OC-3 capacity) System (Cont'd) (N)
- Mileage Band 9-25 (Cont'd) (N)
- Per Mile (N)

| | Month to Month Rates | USOC | (N) |
|----------------|-------------------------------|-------|-----|
| <u>Zone 2</u> | | | |
| <u>States</u> | | | (N) |
| Alabama | \$ 225.00 | 1LPE5 | (N) |
| Florida | \$ 225.00 | 1LPE5 | (N) |
| Georgia | \$ 225.00 | 1LPE5 | (N) |
| Kentucky | \$ 225.00 | 1LPE5 | (N) |
| Louisiana | \$ 225.00 | 1LPE5 | (N) |
| Mississippi | \$ 225.00 | 1LPE5 | (N) |
| North Carolina | \$ 225.00 | 1LPE5 | (N) |
| South Carolina | \$ 225.00 | 1LPE5 | (N) |
| Tennessee | \$ 225.00 | 1LPE5 | (N) |
| | | | (N) |
| | Month to Month Rates | | (N) |
| <u>Zone 3</u> | | USOC | (N) |
| <u>States</u> | | | (N) |
| Alabama | \$ 225.00 | 1LPE5 | (N) |
| Florida | \$ 225.00 | 1LPE5 | (N) |
| Georgia | \$ 225.00 | 1LPE5 | (N) |
| Kentucky | \$ 225.00 | 1LPE5 | (N) |
| Louisiana | \$ 225.00 | 1LPE5 | (N) |
| Mississippi | \$ 225.00 | 1LPE5 | (N) |
| North Carolina | \$ 225.00 | 1LPE5 | (N) |
| South Carolina | \$ 225.00 | 1LPE5 | (N) |
| Tennessee | \$ 225.00 | 1LPE5 | (N) |

EFFECTIVE: JANUARY 23, 2001

ACCESS SERVICE

| | |
|--|-----|
| | (N) |
| 23 - Metropolitan Statistical Area Access Services (Cont'd) | (N) |
| 23.5 <u>Rates and Charges</u> (Cont'd) | (N) |
| 23.5.2 <u>BellSouth SPA Service</u> (Cont'd) | (N) |
| 23.5.2.9 <u>High Capacity (a.k.a. BellSouth SPA High Capacity) Service</u> (Cont'd) | (N) |
| (B) Interoffice Channel (Cont'd) | (N) |
| (5) LightGate service (a.k.a. BellSouth SPA Point to Point Network) Interoffice Channel (Cont'd) | (N) |
| (c) LightGate OC-3 service (a.k.a. BellSouth SPA Point to Point Network OC-3 capacity) System (Cont'd) | (N) |
| Mileage Band 26+ | (N) |
| Fixed, per System | (N) |

| | | | |
|--------------|--|-------|-----|
| ALL STATES | | | (N) |
| Nonrecurring | | USOC | (N) |
| Charge | | | (N) |
| \$190.00 | | 1LPS7 | (N) |

| | | | |
|-------|--|------|-----|
| Month | | | (N) |
| to | | | (N) |
| Month | | | (N) |
| Rates | | USOC | (N) |

Zone 1 (N)

| | | | |
|----------------|-----------|-------|-----|
| <u>States</u> | | | (N) |
| Alabama | \$3600.00 | 1LPS7 | (N) |
| Florida | \$3600.00 | 1LPS7 | (N) |
| Georgia | \$3600.00 | 1LPS7 | (N) |
| Kentucky | \$3600.00 | 1LPS7 | (N) |
| Louisiana | \$3600.00 | 1LPS7 | (N) |
| Mississippi | \$3600.00 | 1LPS7 | (N) |
| North Carolina | \$3600.00 | 1LPS7 | (N) |
| South Carolina | \$3600.00 | 1LPS7 | (N) |
| Tennessee | \$3600.00 | 1LPS7 | (N) |

| | | | |
|-------|--|------|-----|
| Month | | | (N) |
| to | | | (N) |
| Month | | | (N) |
| Rates | | USOC | (N) |

Zone 2 (N)

| | | | |
|----------------|-----------|-------|-----|
| <u>States</u> | | | (N) |
| Alabama | \$3600.00 | 1LPS7 | (N) |
| Florida | \$3600.00 | 1LPS7 | (N) |
| Georgia | \$3600.00 | 1LPS7 | (N) |
| Kentucky | \$3600.00 | 1LPS7 | (N) |
| Louisiana | \$3600.00 | 1LPS7 | (N) |
| Mississippi | \$3600.00 | 1LPS7 | (N) |
| North Carolina | \$3600.00 | 1LPS7 | (N) |
| South Carolina | \$3600.00 | 1LPS7 | (N) |
| Tennessee | \$3600.00 | 1LPS7 | (N) |

BELLSOUTH TELECOMMUNICATIONS, INC.
 BY: Operations Manager - Pricing
 29G57, 675 W. Peachtree St., N.E.
 Atlanta, Georgia 30375
 ISSUED: JANUARY 22, 2001

TARIFF F.C.C. NO. 1
 ORIGINAL PAGE 23-193

EFFECTIVE: JANUARY 23, 2001

ACCESS SERVICE

- 23 - Metropolitan Statistical Area Access Services (Cont'd) (N)
- 23.5 Rates and Charges (Cont'd) (N)
- 23.5.2 BellSouth SPA Service (Cont'd) (N)
- 23.5.2.9 High Capacity (a.k.a. BellSouth SPA High Capacity) Service (Cont'd) (N)
- (B) Interoffice Channel(Cont'd) (N)
- (5) LightGate service (Cont'd) (N)
- (c) LightGate OC-3 service (a.k.a. BellSouth SPA Point to Point
 Network OC-3 capacity) System (Cont'd) (N)
- Mileage Band 26+ (N)
 Fixed, per System (Cont'd) (N)

| <u>Zone 3</u> | Month to Month <u>Rates</u> | <u>USOC</u> | (N) |
|------------------------------|--------------------------------------|-------------|-----|
| <u>States</u> | | | (N) |
| Alabama | \$3600.00 | 1LPS7 | (N) |
| Florida | \$3600.00 | 1LPS7 | (N) |
| Georgia | \$3600.00 | 1LPS7 | (N) |
| Kentucky | \$3600.00 | 1LPS7 | (N) |
| Louisiana | \$3600.00 | 1LPS7 | (N) |
| Mississippi | \$3600.00 | 1LPS7 | (N) |
| North Carolina | \$3600.00 | 1LPS7 | (N) |
| South Carolina | \$3600.00 | 1LPS7 | (N) |
| Tennessee | \$3600.00 | 1LPS7 | (N) |
| Mileage Band 26+ Per Mile | | | (N) |
| | Month to Month <u>Rates</u> | | (N) |
| <u>Zone 1</u> | | <u>USOC</u> | (N) |
| <u>States</u> | | | (N) |
| Alabama | \$225.00 | 1LPE7 | (N) |
| Florida | \$225.00 | 1LPE7 | (N) |
| Georgia | \$225.00 | 1LPE7 | (N) |
| Kentucky | \$225.00 | 1LPE7 | (N) |
| Louisiana | \$225.00 | 1LPE7 | (N) |
| Mississippi | \$225.00 | 1LPE7 | (N) |
| North Carolina | \$225.00 | 1LPE7 | (N) |
| South Carolina | \$225.00 | 1LPE7 | (N) |
| Tennessee | \$225.00 | 1LPE7 | (N) |

BELLSOUTH TELECOMMUNICATIONS, INC.
BY: Operations Manager - Pricing
29G57, 675 W. Peachtree St., N.E.
Atlanta, Georgia 30375
ISSUED: JANUARY 22, 2001

TARIFF F.C.C. NO. 1
ORIGINAL PAGE 23-194

EFFECTIVE: JANUARY 23, 2001

ACCESS SERVICE

- (N)
- 23 - Metropolitan Statistical Area Access Services (Cont'd) (N)
- 23.5 Rates and Charges (Cont'd) (N)
- 23.5.2 BellSouth SPA Service (Cont'd) (N)
- 23.5.2.9 High Capacity (a.k.a. BellSouth SPA High Capacity) Service (Cont'd) (N)
- (B) Interoffice Channel(Cont'd) (N)
- (5) LightGate service (a.k.a. BellSouth SPA Point to Point Network) Interoffice Channel (N)
- (c) LightGate OC-3 service (a.k.a. BellSouth SPA Point to Point Network OC-3 capacity) System (Cont'd) (N)
- Mileage Band 26+ (N)
- Per Mile (Cont'd) (N)

| | Month to Month Rates | USOC | (N) |
|----------------|-------------------------------|-------|-----|
| <u>Zone 2</u> | | | (N) |
| <u>States</u> | | | (N) |
| Alabama | \$225.00 | 1LPE7 | (N) |
| Florida | \$225.00 | 1LPE7 | (N) |
| Georgia | \$225.00 | 1LPE7 | (N) |
| Kentucky | \$225.00 | 1LPE7 | (N) |
| Louisiana | \$225.00 | 1LPE7 | (N) |
| Mississippi | \$225.00 | 1LPE7 | (N) |
| North Carolina | \$225.00 | 1LPE7 | (N) |
| South Carolina | \$225.00 | 1LPE7 | (N) |
| Tennessee | \$225.00 | 1LPE7 | (N) |

| | Month to Month Rates | USOC | (N) |
|----------------|-------------------------------|-------|-----|
| <u>Zone 3</u> | | | (N) |
| <u>States</u> | | | (N) |
| Alabama | \$225.00 | 1LPE7 | (N) |
| Florida | \$225.00 | 1LPE7 | (N) |
| Georgia | \$225.00 | 1LPE7 | (N) |
| Kentucky | \$225.00 | 1LPE7 | (N) |
| Louisiana | \$225.00 | 1LPE7 | (N) |
| Mississippi | \$225.00 | 1LPE7 | (N) |
| North Carolina | \$225.00 | 1LPE7 | (N) |
| South Carolina | \$225.00 | 1LPE7 | (N) |
| Tennessee | \$225.00 | 1LPE7 | (N) |

BELLSOUTH TELECOMMUNICATIONS, INC.
BY: Operations Manager - Pricing
29G57, 675 W. Peachtree St., N.E.
Atlanta, Georgia 30375
ISSUED: JANUARY 22, 2001

TARIFF F.C.C. NO. 1
ORIGINAL PAGE 23-195

EFFECTIVE: JANUARY 23, 2001

ACCESS SERVICE

| | | | |
|--|----------------------|-------------|-----|
| | | | (N) |
| 23 - Metropolitan Statistical Area Access Services (Cont'd) | | | (N) |
| 23.5 <u>Rates and Charges</u> (Cont'd) | | | (N) |
| 23.5.2 <u>BellSouth SPA Service</u> (Cont'd) | | | (N) |
| 23.5.2.9 <u>High Capacity (a.k.a. BellSouth SPA High Capacity) Service</u> (Cont'd) | | | (N) |
| (B) Interoffice Channel (Cont'd) | | | (N) |
| (5) LightGate service (a.k.a. BellSouth SPA Point to Point Network) Interoffice Channel (Cont'd) | | | (N) |
| (d) LightGate OC-12 service (a.k.a. BellSouth SPA Point to Point Network OC-12 capacity) System | | | (N) |
| Mileage Band 0-8 | | | (N) |
| Fixed, per System | | | (N) |
| | ALL STATES | | (N) |
| | Nonrecurring Charge | <u>USOC</u> | (N) |
| | \$190.00 | 1LPSD | (N) |
| <u>Zone 1</u> | Month to Month Rates | <u>USOC</u> | (N) |
| <u>States</u> | | | (N) |
| Alabama | \$ 4000.00 | 1LPSD | (N) |
| Florida | \$ 4000.00 | 1LPSD | (N) |
| Georgia | \$ 4000.00 | 1LPSD | (N) |
| Kentucky | \$ 4000.00 | 1LPSD | (N) |
| Louisiana | \$ 4000.00 | 1LPSD | (N) |
| Mississippi | \$ 4000.00 | 1LPSD | (N) |
| North Carolina | \$ 4000.00 | 1LPSD | (N) |
| South Carolina | \$ 4000.00 | 1LPSD | (N) |
| Tennessee | \$ 4000.00 | 1LPSD | (N) |
| <u>Zone 2</u> | Month to Month Rates | <u>USOC</u> | (N) |
| <u>States</u> | | | (N) |
| Alabama | \$ 4000.00 | 1LPSD | (N) |
| Florida | \$ 4000.00 | 1LPSD | (N) |
| Georgia | \$ 4000.00 | 1LPSD | (N) |
| Kentucky | \$ 4000.00 | 1LPSD | (N) |
| Louisiana | \$ 4000.00 | 1LPSD | (N) |
| Mississippi | \$ 4000.00 | 1LPSD | (N) |
| North Carolina | \$ 4000.00 | 1LPSD | (N) |
| South Carolina | \$ 4000.00 | 1LPSD | (N) |
| Tennessee | \$ 4000.00 | 1LPSD | (N) |

BELLSOUTH TELECOMMUNICATIONS, INC.
BY: Operations Manager - Pricing
29G57, 675 W. Peachtree St., N.E.
Atlanta, Georgia 30375
ISSUED: JANUARY 22, 2001

TARIFF F.C.C. NO. 1
ORIGINAL PAGE 23-196

EFFECTIVE: JANUARY 23, 2001

ACCESS SERVICE

- 23 - Metropolitan Statistical Area Access Services (Cont'd)
- 23.5 Rates and Charges (Cont'd)
- 23.5.2 BellSouth SPA Service (Cont'd)
- 23.5.9 High Capacity (a.k.a. BellSouth SPA High Capacity) Service (Cont'd)
- (B) Interoffice Channel (Cont'd)
- (5) LightGate service (a.k.a. BellSouth SPA Point to Point Network) Interoffice Channel (Cont'd)
- (d) LightGate OC-12 service (a.k.a. BellSouth SPA Point to Point Network OC-12 capacity) System (Cont'd)
- Mileage Band 0-8
Fixed, per System (Cont'd)

Month
to
Month
Rates

USOC

Zone 3

States

| | | |
|----------------|------------|-------|
| Alabama | \$ 4000.00 | 1LPSD |
| Florida | \$ 4000.00 | 1LPSD |
| Georgia | \$ 4000.00 | 1LPSD |
| Kentucky | \$ 4000.00 | 1LPSD |
| Louisiana | \$ 4000.00 | 1LPSD |
| Mississippi | \$ 4000.00 | 1LPSD |
| North Carolina | \$ 4000.00 | 1LPSD |
| South Carolina | \$ 4000.00 | 1LPSD |
| Tennessee | \$ 4000.00 | 1LPSD |

Mileage Band 0-8
Per Mile

Month
to
Month
Rates

USOC

Zone 1

States

| | | |
|----------------|-----------|-------|
| Alabama | \$ 400.00 | 1LPEE |
| Florida | \$ 400.00 | 1LPEE |
| Georgia | \$ 400.00 | 1LPEE |
| Kentucky | \$ 400.00 | 1LPEE |
| Louisiana | \$ 400.00 | 1LPEE |
| Mississippi | \$ 400.00 | 1LPEE |
| North Carolina | \$ 400.00 | 1LPEE |
| South Carolina | \$ 400.00 | 1LPEE |
| Tennessee | \$ 400.00 | 1LPEE |

BELLSOUTH TELECOMMUNICATIONS, INC.
BY: Operations Manager - Pricing
29G57, 675 W. Peachtree St., N.E.
Atlanta, Georgia 30375
ISSUED: JANUARY 22, 2001

TARIFF F.C.C. NO. 1
ORIGINAL PAGE 23-197

EFFECTIVE: JANUARY 23, 2001

ACCESS SERVICE

- 23 - Metropolitan Statistical Area Access Services (Cont'd) (N)
- 23.5 Rates and Charges (Cont'd) (N)
- 23.5.2 BellSouth SPA Service (Cont'd) (N)
- 23.5.2.9 High Capacity (a.k.a. BellSouth SPA High Capacity) Service (Cont'd) (N)
- (B) Interoffice Channel(Cont'd) (N)
- (5) LightGate service (a.k.a. BellSouth SPA Point to Point Network) Interoffice Channel(Cont'd) (N)
- (d) LightGate OC-12 service (a.k.a. BellSouth SPA Point to Point Network OC-12 capacity) System (Cont'd) (N)
- Mileage Band 0-8
Per Mile (Cont'd) (N)

| | Month to Month Rates | USOC | (N) |
|----------------|-------------------------------|-------|-----|
| <u>Zone 2</u> | | | |
| <u>States</u> | | | (N) |
| Alabama | \$ 400.00 | 1LPEE | (N) |
| Florida | \$ 400.00 | 1LPEE | (N) |
| Georgia | \$ 400.00 | 1LPEE | (N) |
| Kentucky | \$ 400.00 | 1LPEE | (N) |
| Louisiana | \$ 400.00 | 1LPEE | (N) |
| Mississippi | \$ 400.00 | 1LPEE | (N) |
| North Carolina | \$ 400.00 | 1LPEE | (N) |
| South Carolina | \$ 400.00 | 1LPEE | (N) |
| Tennessee | \$ 400.00 | 1LPEE | (N) |
| | Month to Month Rates | | (N) |
| <u>Zone 3</u> | | | |
| <u>States</u> | | | (N) |
| Alabama | \$ 400.00 | 1LPEE | (N) |
| Florida | \$ 400.00 | 1LPEE | (N) |
| Georgia | \$ 400.00 | 1LPEE | (N) |
| Kentucky | \$ 400.00 | 1LPEE | (N) |
| Louisiana | \$ 400.00 | 1LPEE | (N) |
| Mississippi | \$ 400.00 | 1LPEE | (N) |
| North Carolina | \$ 400.00 | 1LPEE | (N) |
| South Carolina | \$ 400.00 | 1LPEE | (N) |
| Tennessee | \$ 400.00 | 1LPEE | (N) |

BELLSOUTH TELECOMMUNICATIONS, INC.
BY: Operations Manager - Pricing
29G57, 675 W. Peachtree St., N.E.
Atlanta, Georgia 30375
ISSUED: JANUARY 22, 2001

TARIFF F.C.C. NO. 1
ORIGINAL PAGE 23-198

EFFECTIVE: JANUARY 23, 2001

ACCESS SERVICE

| | | | |
|--|----------------------|-------------|-----|
| | | | (N) |
| 23 - Metropolitan Statistical Area Access Services (Cont'd) | | | (N) |
| 23.5 <u>Rates and Charges</u> (Cont'd) | | | (N) |
| 23.5.2 <u>BellSouth SPA Service</u> (Cont'd) | | | (N) |
| 23.5.2.9 <u>High Capacity (a.k.a. BellSouth SPA High Capacity) Service</u> (Cont'd) | | | (N) |
| (B) Interoffice Channel (Cont'd) | | | (N) |
| (5) LightGate service (a.k.a. BellSouth SPA Point to Point Network) Interoffice Channel (Cont'd) | | | (N) |
| (d) LightGate OC-12 service (a.k.a. BellSouth SPA Point to Point Network OC-12 capacity) System (Cont'd) | | | (N) |
| Mileage Band 9-25 | | | (N) |
| Fixed, per System | | | (N) |
| | ALL STATES | | (N) |
| | Nonrecurring Charge | <u>USOC</u> | (N) |
| | \$190.00 | 1LPSE | (N) |
| | Month to Month Rates | <u>USOC</u> | (N) |
| <u>Zone 1</u> | | | (N) |
| <u>States</u> | | | (N) |
| Alabama | \$ 5500.00 | 1LPSE | (N) |
| Florida | \$ 5500.00 | 1LPSE | (N) |
| Georgia | \$ 5500.00 | 1LPSE | (N) |
| Kentucky | \$ 5500.00 | 1LPSE | (N) |
| Louisiana | \$ 5500.00 | 1LPSE | (N) |
| Mississippi | \$ 5500.00 | 1LPSE | (N) |
| North Carolina | \$ 5500.00 | 1LPSE | (N) |
| South Carolina | \$ 5500.00 | 1LPSE | (N) |
| Tennessee | \$ 5500.00 | 1LPSE | (N) |
| | Month to Month Rates | <u>USOC</u> | (N) |
| <u>Zone 2</u> | | | (N) |
| <u>States</u> | | | (N) |
| Alabama | \$ 5500.00 | 1LPSE | (N) |
| Florida | \$ 5500.00 | 1LPSE | (N) |
| Georgia | \$ 5500.00 | 1LPSE | (N) |
| Kentucky | \$ 5500.00 | 1LPSE | (N) |
| Louisiana | \$ 5500.00 | 1LPSE | (N) |
| Mississippi | \$ 5500.00 | 1LPSE | (N) |
| North Carolina | \$ 5500.00 | 1LPSE | (N) |
| South Carolina | \$ 5500.00 | 1LPSE | (N) |
| Tennessee | \$ 5500.00 | 1LPSE | (N) |

BELLSOUTH TELECOMMUNICATIONS, INC.
BY: Operations Manager - Pricing
29G57, 675 W. Peachtree St., N.E.
Atlanta, Georgia 30375
ISSUED: JANUARY 22, 2001

TARIFF F.C.C. NO. 1
ORIGINAL PAGE 23-199

EFFECTIVE: JANUARY 23, 2001

ACCESS SERVICE

- 23 - Metropolitan Statistical Area Access Services(Cont'd) (N)
- 23.5 Rates and Charges (Cont'd) (N)
- 23.5.2 BellSouth SPA Service (Cont'd) (N)
- 23.5.2.9 High Capacity (a.k.a. BellSouth SPA High Capacity) Service (Cont'd) (N)
- (B) Interoffice Channel (Cont'd) (N)
- (5) LightGate service (a.k.a. BellSouth SPA Point to Point Network) Interoffice Channel (Cont'd) (N)
- (d) LightGate OC-12 service (a.k.a. BellSouth SPA Point to Point Network OC-12 capacity) System (Cont'd) (N)
- Mileage Band 9-25 (N)
Fixed, per System (Cont'd) (N)

| | Month to Month Rates | USOC | |
|-------------------|-------------------------------|-------|-----|
| <u>Zone 3</u> | | | (N) |
| <u>States</u> | | | (N) |
| Alabama | \$ 5500.00 | 1LPSE | (N) |
| Florida | \$ 5500.00 | 1LPSE | (N) |
| Georgia | \$ 5500.00 | 1LPSE | (N) |
| Kentucky | \$ 5500.00 | 1LPSE | (N) |
| Louisiana | \$ 5500.00 | 1LPSE | (N) |
| Mississippi | \$ 5500.00 | 1LPSE | (N) |
| North Carolina | \$ 5500.00 | 1LPSE | (N) |
| South Carolina | \$ 5500.00 | 1LPSE | (N) |
| Tennessee | \$ 5500.00 | 1LPSE | (N) |
| Mileage Band 9-25 | | | (N) |
| Per Mile | | | (N) |

| | Month to Month Rates | USOC | |
|----------------|-------------------------------|-------|-----|
| <u>Zone 1</u> | | | (N) |
| <u>States</u> | | | (N) |
| Alabama | \$ 400.00 | 1LPEF | (N) |
| Florida | \$ 400.00 | 1LPEF | (N) |
| Georgia | \$ 400.00 | 1LPEF | (N) |
| Kentucky | \$ 400.00 | 1LPEF | (N) |
| Louisiana | \$ 400.00 | 1LPEF | (N) |
| Mississippi | \$ 400.00 | 1LPEF | (N) |
| North Carolina | \$ 400.00 | 1LPEF | (N) |
| South Carolina | \$ 400.00 | 1LPEF | (N) |
| Tennessee | \$ 400.00 | 1LPEF | (N) |
