

NOTICE: NOT FOR USE OR DISCLOSURE OUTSIDE OF VERIZON EXCEPT UNDER WRITTEN AGREEMENT**VERIZON - TRANSMITTAL No. 327****APPENDIX B-2: 2003 Annual Filing (GSTCAN03.WK4)****USAC Receipt**

		Zone 1	
Sourcing		Residence & Single Line Business	Multi-line Business
(A)		(B)	(C)
<u>Citizens COAZ</u>			
100	Access USF Support per Line	Master File 6	\$2.600700 \$0.393700
105	Percentage of ILEC Lines by Zone	Master File 6	
110	Percentage of ILEC Res/Bus Lines by Zone	(b=105b/(105b+d+f+h), c=105c/(105c+e+g+l))	
115	Res. & Single Line Bus Access Lines	(J):CAP-1 r100+110a,(B-I):Ln110*Ln120J	
120	Multi-line Business Access Lines	(J):CAP-1 r120a,(B-I):Ln110*Ln120J	
130	Explicit USF Receipts	Res = Ln 100 * Ln 115, Bus = Ln 100 * Ln 120	\$65,751 \$8,062
140	Explicit Per Line Subsidy from USAC (at t)	(J):Ln 130J / Ln 120J= RTE1 r185d	
<u>COCA (Formerly COCA and Citizens CCA)</u>			
100	Access USF Support per Line	Master File 6	\$1.517200 \$0.000000
105	Percentage of ILEC Lines by Zone	Master File 6	
110	Percentage of ILEC Res/Bus Lines by Zone	(b=105b/(105b+d+f+h), c=105c/(105c+e+g+l))	
115	Res. & Single Line Bus Access Lines	(J):CAP-1 r100+110a,(B-I):Ln110*Ln120J	
120	Multi-line Business Access Lines	(J):CAP-1 r120a,(B-I):Ln110*Ln120J	
130	Explicit USF Receipts	Res = Ln 100 * Ln 115, Bus = Ln 100 * Ln 120	\$1,744,462 \$0
140	Explicit Per Line Subsidy from USAC (at t)	(J):Ln 130J / Ln 120J= RTE1 r185d	
<u>COIL</u>			
100	Access USF Support per Line	Master File 6	\$2.962100 \$0.756700
105	Percentage of ILEC Lines by Zone	Master File 6	
110	Percentage of ILEC Res/Bus Lines by Zone	(b=105b/(105b+d+f+h), c=105c/(105c+e+g+l))	

115	Res. & Single Line Bus Access Lines	(J):CAP-1 r100+110a,(B-I):Ln110*Ln120J		
120	Multi-line Business Access Lines	(J):CAP-1 r120a,(B-I):Ln110*Ln120J		
130	Explicit USF Receipts	Res = Ln 100 * Ln 115, Bus = Ln 100 * Ln 120	\$594,825	\$60,212
140	Explicit Per Line Subsidy from USAC (at t)	(J):Ln 130J / Ln 120J= RTE1 r185d		

COIN

100	Access USF Support per Line	Master File 6	\$0.000000	\$0.000000
105	Percentage of ILEC Lines by Zone	Master File 6		
110	Percentage of ILEC Res/Bus Lines by Zone	(b=105b/(105b+d+f+h), c=105c/(105c+e+g+l))		
115	Res. & Single Line Bus Access Lines	(J):CAP-1 r100+110a,(B-I):Ln110*Ln120J		
120	Multi-line Business Access Lines	(J):CAP-1 r120a,(B-I):Ln110*Ln120J		
130	Explicit USF Receipts	Res = Ln 100 * Ln 115, Bus = Ln 100 * Ln 120	\$0	\$0
140	Explicit Per Line Subsidy from USAC (at t)	(J):Ln 130J / Ln 120J= RTE1 r185d		


CONV

100	Access USF Support per Line	Master File 6	\$6.698900	\$4.492000
105	Percentage of ILEC Lines by Zone	Master File 6		
110	Percentage of ILEC Res/Bus Lines by Zone	(b=105b/(105b+d+f+h), c=105c/(105c+e+g+l))		
115	Res. & Single Line Bus Access Lines	(J):CAP-1 r100+110a,(B-I):Ln110*Ln120J		
120	Multi-line Business Access Lines	(J):CAP-1 r120a,(B-I):Ln110*Ln120J		
130	Explicit USF Receipts	Res = Ln 100 * Ln 115, Bus = Ln 100 * Ln 120	\$450,593	\$159,283
140	Explicit Per Line Subsidy from USAC (at t)	(J):Ln 130J / Ln 120J= RTE1 r185d		


CONC

100	Access USF Support per Line	Master File 6	\$0.000000	\$0.000000
105	Percentage of ILEC Lines by Zone	Master File 6		
110	Percentage of ILEC Res/Bus Lines by Zone	(b=105b/(105b+d+f+h), c=105c/(105c+e+g+l))		
115	Res. & Single Line Bus Access Lines	(J):CAP-1 r100+110a,(B-I):Ln110*Ln120J		
120	Multi-line Business Access Lines	(J):CAP-1 r120a,(B-I):Ln110*Ln120J		
130	Explicit USF Receipts	Res = Ln 100 * Ln 115, Bus = Ln 100 * Ln 120	\$0	\$0
140	Explicit Per Line Subsidy from USAC (at t)	(J):Ln 130J / Ln 120J= RTE1 r185d		


COPA

100	Access USF Support per Line	Master File 6	\$0.000000	\$0.000000
105	Percentage of ILEC Lines by Zone	Master File 6		
110	Percentage of ILEC Res/Bus Lines by Zone	(b=105b/(105b+d+f+h), c=105c/(105c+e+g+l))		
115	Res. & Single Line Bus Access Lines	(J):CAP-1 r100+110a,(B-I):Ln110*Ln120J		
120	Multi-line Business Access Lines	(J):CAP-1 r120a,(B-I):Ln110*Ln120J		
130	Explicit USF Receipts	Res = Ln 100 * Ln 115, Bus = Ln 100 * Ln 120	\$0	\$0
140	Explicit Per Line Subsidy from USAC (at t)	(J):Ln 130J / Ln 120J= RTE1 r185d		


COQS

100	Access USF Support per Line	Master File 6	\$0.000000	\$0.000000
105	Percentage of ILEC Lines by Zone	Master File 6		
110	Percentage of ILEC Res/Bus Lines by Zone	(b=105b/(105b+d+f+h), c=105c/(105c+e+g+l))		
115	Res. & Single Line Bus Access Lines	(J):CAP-1 r100+110a,(B-I):Ln110*Ln120J		
120	Multi-line Business Access Lines	(J):CAP-1 r120a,(B-I):Ln110*Ln120J		
130	Explicit USF Receipts	Res = Ln 100 * Ln 115, Bus = Ln 100 * Ln 120	\$0	\$0
140	Explicit Per Line Subsidy from USAC (at t)	(J):Ln 130J / Ln 120J= RTE1 r185d		

COPT (TOTAL OF COPA AND COQS)

100	Access USF Support per Line	Master File 6	N/A	N/A
105	Percentage of ILEC Lines by Zone	Master File 6		
110	Percentage of ILEC Res/Bus Lines by Zone	(b=105b/(105b+d+f+h), c=105c/(105c+e+g+l))		
115	Res. & Single Line Bus Access Lines	(J):CAP-1 r100+110a,(B-I):Ln110*Ln120J		
120	Multi-line Business Access Lines	(J):CAP-1 r120a,(B-I):Ln110*Ln120J		
130	Explicit USF Receipts	Res = Ln 100 * Ln 115, Bus = Ln 100 * Ln 120	\$0	\$0
140	Explicit Per Line Subsidy from USAC (at t)	(J):Ln 130J / Ln 120J= RTE1 r185d		

COTX

100	Access USF Support per Line	Master File 6	\$0.000000	\$0.000000
105	Percentage of ILEC Lines by Zone	Master File 6		
110	Percentage of ILEC Res/Bus Lines by Zone	(b=105b/(105b+d+f+h), c=105c/(105c+e+g+l))		

115	Res. & Single Line Bus Access Lines	(J):CAP-1 r100+110a,(B-I):Ln110*Ln120J		
120	Multi-line Business Access Lines	(J):CAP-1 r120a,(B-I):Ln110*Ln120J		
130	Explicit USF Receipts	Res = Ln 100 * Ln 115, Bus = Ln 100 * Ln 120	\$0	\$0
140	Explicit Per Line Subsidy from USAC (at t)	(J):Ln 130J / Ln 120J= RTE1 r185d		

COVA

100	Access USF Support per Line	Master File 6	\$4.760900	\$2.551200
105	Percentage of ILEC Lines by Zone	Master File 6		
110	Percentage of ILEC Res/Bus Lines by Zone	(b=105b/(105b+d+f+h), c=105c/(105c+e+g+l))		
115	Res. & Single Line Bus Access Lines	(J):CAP-1 r100+110a,(B-I):Ln110*Ln120J		
120	Multi-line Business Access Lines	(J):CAP-1 r120a,(B-I):Ln110*Ln120J		
130	Explicit USF Receipts	Res = Ln 100 * Ln 115, Bus = Ln 100 * Ln 120	\$8,228,441	\$1,147,447
140	Explicit Per Line Subsidy from USAC (at t)	(J):Ln 130J / Ln 120J= RTE1 r185d		

COWA

100	Access USF Support per Line	Master File 6	\$0.315900	\$0.000000
105	Percentage of ILEC Lines by Zone	Master File 6		
110	Percentage of ILEC Res/Bus Lines by Zone	(b=105b/(105b+d+f+h), c=105c/(105c+e+g+l))		
115	Res. & Single Line Bus Access Lines	(J):CAP-1 r100+110a,(B-I):Ln110*Ln120J		
120	Multi-line Business Access Lines	(J):CAP-1 r120a,(B-I):Ln110*Ln120J		
130	Explicit USF Receipts	Res = Ln 100 * Ln 115, Bus = Ln 100 * Ln 120	\$44,551	\$0
140	Explicit Per Line Subsidy from USAC (at t)	(J):Ln 130J / Ln 120J= RTE1 r185d		

Workpaper USAC Receipts

its

Zone 2		Zone 3		Zone 4		Total
Residence & Single Line Business	Multi-line Business	Residence & Single Line Business	Multi-line Business	Residence & Single Line Business	Multi-line Business	
(D)	(E)	(F)	(G)	(H)	(I)	(J)
\$2.600700	\$0.393700	\$2.600700	\$0.393700	\$2.600700	\$0.393700	
						100.0000%
						200.0000%
						74,672
						27,088
\$94,115	\$2,023	\$34,333	\$580	\$0	\$0	\$204,864
						\$2.0132
\$1.517200	\$0.000000	\$1.517200	\$0.000000	\$1.517200	\$0.000000	
						100.0000%
						200.0000%
						3,749,092
						1,060,737
\$1,902,819	\$0	\$2,040,842	\$0	\$0	\$0	\$5,688,122
						\$1.1826
\$2.962100	\$0.756700	\$2.962100	\$0.756700	\$2.962100	\$0.756700	
						100.0000%
						200.0000%

--	--	--	--	--	--

\$1,772,651 \$134,657 \$1,424,169 \$63,107 \$0 \$0

1,280,053
340,922
\$4,049,621
\$2.4983

\$1.493200 \$0.000000 \$3.141500 \$0.994400 \$0.000000 \$0.000000

--	--	--	--	--	--

\$801,159 \$0 \$4,396,324 \$267,564 \$0 \$0

100.0000%
200.0000%
1,935,973
430,086
\$5,465,047
\$2.3098

\$6.698900 \$4.492000 \$6.698900 \$4.492000 \$6.698900 \$4.492000

--	--	--	--	--	--

\$518,406 \$188,215 \$1,466,574 \$133,855 \$0 \$0

100.0000%
200.0000%
363,578
107,158
\$2,916,926
\$6.1965

\$2.662100 \$0.904000 \$5.434300 \$3.676200 \$0.000000 \$0.000000

--	--	--	--	--	--

\$2,128,096 \$101,148 \$2,495,638 \$233,027 \$0 \$0

100.0000%
200.0000%
1,507,352
215,336
\$4,957,909
\$2.8780

\$0.000000	\$0.000000	\$3.017400	\$0.813600	\$3.710400	\$1.506600	
						100.0000%
						200.0000%
						640,017
						152,613
\$0	\$0	\$333,675	\$36,158	\$1,964,410	\$162,970	\$2,497,213
						\$3.1505

\$0.000000	\$0.000000	\$0.000000	\$0.000000	\$3.575700	\$1.366000	
						100.0000%
						200.0000%
						526,151
						75,108
\$0	\$0	\$0	\$0	\$1,881,358	\$102,598	\$1,983,956
						\$3.2997

N/A	N/A	N/A	N/A	N/A	N/A	
						N/A
						N/A
						1,166,168
						227,721
\$0	\$0	\$333,675	\$36,158	\$3,845,768	\$265,568	\$4,481,169
						\$3.2149

\$0.000000	\$0.000000	\$6.195500	\$6.195500	\$0.000000	\$0.000000	
						100.0000%
						200.0000%

\$0	\$0	\$2,915,532	\$295,449	\$0	\$0

1,224,872
167,088
\$3,210,980
\$2.3068

\$5.494200	\$3.284500	\$7.131400	\$4.921700	\$0.000000	\$0.000000
\$11,820,828	\$1,891,510	\$13,639,754	\$1,825,751	\$0	\$0

100.0000%
200.0000%
5,792,481
1,396,617
\$38,553,731
\$5.3628

\$0.920100	\$0.000000	\$2.480900	\$0.271200	\$9.140200	\$6.930500
\$60,144	\$0	\$608,969	\$14,150	\$3,797,271	\$488,823

100.0000%
200.0000%
867,305
188,636
\$5,013,907
\$4.7483