

ACCESS SERVICE

Regulations, Rates and Charges applying to the provision of Access Service within a Local Access Transport Area (LATA) or equivalent Market Area for connection to interstate communications facilities for Interstate Customers within the operating territories of ALLTEL Issuing Carriers listed on Title Page 2.

All material contained herein is new.

The name, title and street address of this tariff's Issuing Officer are located on the bottom of the title pages and the check sheets.

Access Services are provided by means of wire, fiber optics, radio or any other suitable technology or combination thereof.

\*This entire Tariff cancels the Aliant Communications Co. Tariff F.C.C. No. 1 and removes the Kentucky property listed in Verizon Telephone Companies F.C.C. No. 14, No. 16 and No. 20.

This tariff is issued under authority of Special Permission No. 02-116 of the Federal Communications Commission.

(TR110)

Issued: August 30, 2002

Effective: September 14, 2002

V.P. - Access and Interconnection  
ALLTEL Communications, Inc.  
One Allied Drive  
Little Rock, AR 72203

ACCESS SERVICE

ISSUING CARRIERS

ALLTEL Nebraska, Inc.  
1440 M Street  
Lincoln, NE 68508

Kentucky ALLTEL, Inc.  
230 Lexington Green Circle  
Suite 605  
Lexington, Kentucky 40588

(T)

(TR118)

Issued: January 27, 2003

Effective: February 11, 2003

V.P. - Access and Interconnection  
ALLTEL Communications, Inc.  
One Allied Drive  
Little Rock, AR 72203

ACCESS SERVICE  
CHECK SHEET

Title Pages 1 and 2 and Pages 1 to 16-203 inclusive of this tariff are effective as of the date shown.

<u>Page</u>	Number of Revision Except as <u>Indicated</u>	<u>Page</u>	Number of Revision Except as <u>Indicated</u>	<u>Page</u>	Number of Revision Except as <u>Indicated</u>
Title 2	1st Revised				
<b>1*</b>	<b>5th Revised</b>				
<b>10*</b>	<b>1st Revised</b>				
15	1st Revised				
18	1st Revised				
<b>4-7*</b>	<b>1st Revised</b>				
<b>4-8*</b>	<b>1st Revised</b>				
7-117.1	Original				
7-117.2	Original				
7-117.3	Original				
7-117.4	Original				
8-52	1st Revised				
13-43	1st Revised				
9-5	2nd Revised				
9-7	1st Revised				
9-8	2nd Revised				
16-1	1st Revised				

\* = New or Revised Page

(TR120)

Issued: March 17, 2003

Effective: April 1, 2003

V.P. - Access and Interconnection  
ALLTEL Communications, Inc.  
One Allied Drive  
Little Rock, AR 72203

## ACCESS SERVICE

<u>TABLE OF CONTENTS</u>	<u>Page No.</u>
	Title 1
<u>CHECK SHEET</u>	1
<u>TARIFF INFORMATION AND USE</u>	21
<u>CONCURRING CARRIERS</u>	25
<u>CONNECTING CARRIERS</u>	25
<u>OTHER PARTICIPATING CARRIERS</u>	25
<u>REGISTERED SERVICE MARKS REGISTERED TRADEMARKS</u>	25
<u>EXPLANATION OF SYMBOLS</u>	26
<u>EXPLANATION OF ABBREVIATIONS</u>	26
<u>REFERENCE TO OTHER TARIFFS</u>	28
<u>REFERENCE TO TECHNICAL PUBLICATIONS</u>	28
1. <u>APPLICATION OF TARIFF</u>	1-1
2. <u>GENERAL REGULATIONS</u>	2-1
2.1 <u>Undertaking of the Telephone Company</u>	2-1
2.1.1 Scope	2-1
2.1.2 Limitations	2-1
2.1.3 Liability	2-3
2.1.4 Provision of Services	2-6
2.1.5 Installation and Termination of Services Other Than Interconnection	2-7
2.1.6 Maintenance of Services	2-9
2.1.7 Changes and Substitutions	2-10
2.1.8 Refusal and Discontinuance of Service	2-11
2.1.9 Limitation of Use of Metallic Facilities	2-14
2.1.10 Notification of Service-Affecting Activities	2-14
2.1.11 Coordination with Respect to Network Contingencies	2-14
2.1.12 Provision and Ownership of Telephone Numbers	2-14
2.1.13 Preemption of Service	2-15
2.2 <u>Use</u>	2-15
2.2.1 Interference or Impairment	2-15
2.2.2 Unlawful and Abusive Use	2-16

(TR110)

## ACCESS SERVICE

TABLE OF CONTENTS (Cont'd)Page No.2. GENERAL REGULATIONS (Cont'd)

2.3	<u>Obligations of the Customer</u>	2-18
2.3.1	Damages	2-18
2.3.2	Ownership of Facilities and Theft	2-18
2.3.3	Equipment Space and Power	2-18
2.3.4	Availability for Testing	2-19
2.3.5	Balance	2-19
2.3.6	Design of Customer Services	2-19
2.3.7	References to the Telephone Company	2-20
2.3.8	Claims and Demands for Damages	2-20
2.3.9	Coordination with Respect to Network Contingencies	2-22
2.3.10	Jurisdictional Report Requirements	2-22
2.3.11	Determination of Interstate Charges for Mixed Interstate and Intrastate Access Service	2-40
2.3.12	Media Stimulated Mass Calling Notification	2-40
2.3.13	Certification of Special Access Services (Lines) as Interstate	2-41
2.4	<u>Payment Arrangements and Credit Allowances</u>	2-43
2.4.1	Payment of Rates, Charges and Deposits	2-43
2.4.2	Minimum Periods	2-50
2.4.3	Cancellation of an Order for Service	2-51
2.4.4	Credit Allowance for Service Interruptions	2-51
2.4.5	Re-establishment of Service Following Fire, Flood or Other Occurrence	2-60
2.4.6	Title or Ownership Rights	2-61
2.4.7	Access Service Provided by More Than One Telephone Company	2-61
2.5	<u>Connections</u>	2-67
2.5.1	General	2-67
2.5.2	Standard Access Service Connections	2-67
2.5.3	Expanded Interconnection	2-67

(TR110)

## ACCESS SERVICE

TABLE OF CONTENTS (Cont'd)Page No.2. GENERAL REGULATIONS (Cont'd)

2.6	<u>Definitions</u>	2-68
	Access Code	2-68
	Access Minutes	2-68
	Access Tandem	2-68
	Add/Drop Multiplexing	2-68
	Advance Intelligent Network (AIN)	2-68
	Alternate Tandem Switching Provider (ATSP)	2-68
	Answer/Disconnect Supervision	2-69
	Attenuation Distortion	2-69
	Authorized Billing Agent	2-69
	Balance (100 Type) Test Line	2-69
	Billing Name and Address	2-69
	Bit	2-69
	Business Day	2-70
	Busy Hour Minutes of Capacity (BHMC)	2-70
	Cable Space	2-70
	Call	2-70
	Carrier Identification Code (CIC)	2-71
	Carrier or Common Carrier	2-71
	CCS	2-71
	Central Office	2-71
	Central Office Equipment Technician	2-71
	Central Office Prefix	2-71
	Channel(s)	2-72
	Channel Service Unit	2-72
	Channelize	2-72
	Clear Channel Capability	2-72
	C-Message Noise	2-72
	C-Notched Noise	2-73
	Coin Station	2-73
	Collect Call	2-73
	Collocation Space	2-73
	Common Channel Signaling	2-73
	Common Line	2-74
	Communications System	2-74
	Conduit Space	2-74
	Cross-connect	2-74
	Customer(s)	2-74
	Customer Designated Premises	2-74

(TR110)

## ACCESS SERVICE

TABLE OF CONTENTS (Cont'd)Page No.2. GENERAL REGULATIONS (Cont'd)2.6 Definitions (Cont'd)

Customer Message	2-75
Customer Node	2-75
Customer of Record	2-76
Data Transmission (107 Type) Test Line	2-76
Decibel 107	
Decibel Reference Noise C-Message Weighting	2-77
Decibel Reference Noise C-Message Referenced to 0	2-77
Density Pricing Zone	2-77
Detail Billing	2-77
Digital Switched 56 Service	2-77
Directory Assistance (Interstate)	2-77
Directory Assistance Location (Interstate)	2-78
Direct-Trunked Transport	2-78
Dual Tone Multifrequency Address Signaling	2-78
Echo Control	2-78
Echo Path Loss	2-78
Echo Return Loss	2-78
Effective 2-Wire	2-79
Effective 4-Wire	2-79
8XX	2-79
End Office Switch	2-80
End User	2-80
Entrance Facilities	2-80
Entry Switch	2-80
Envelope Delay Distortion	2-81
Equal Level Echo Path Loss	2-81
Exchange	2-81
Expanded Interconnection Service	2-82
Expanded Interconnection Service Interconnection Point	2-82
Expected Measured Loss	2-82
Extended Area Service	2-82
Exit Message	2-82
Field Identifier	2-83
First Point of Switching	2-83
Floor Space	2-83
Frequency Shift	2-83
Grandfathered	2-83
Host Central Office	2-83
Host Office	2-83
Hub Location	2-84

(TR110)

## ACCESS SERVICE

TABLE OF CONTENTS (Cont'd)Page No.2. GENERAL REGULATIONS (Cont'd)2.6 Definitions (Cont'd)

Hunt Group Arrangement	2-84
Immediately Available Funds	2-84
Impedance Balance	2-84
Impulse Noise	2-85
Individual Case Basis	2-85
Initial Address Message	2-85
Inserted Connection Loss	2-85
Installation and Repair Technician	2-85
Interconnection Point	2-85
Interconnector	2-86
Interconnector's Facilities	2-86
Interexchange Carrier (IC) or Interexchange Common Carrier	2-86
Intermodulation Distortion	2-86
Interstate Communications	2-86
Intrastate Communications	2-86
Line Side Connection	2-87
Local Access and Transport Area	2-87
Local Number Portability (LNP)	2-87
Location Routing Number (LRN)	2-87
Local Tandem Switch	2-87
Loop Around Test Line	2-87
Loss Deviation	2-88
Manhole	2-88
Media Stimulated Mass Calling Event	2-88
Meet Point	2-88
Message	2-88
Milliwatt (102 Type) Test Line	2-89
Multifrequency (MF) Address Signaling	2-89
Multiple Company Interconnection Point	2-89
Multiplexing Node	2-89
N-1 Carrier	2-90
National Security Emergency Preparedness (NSEP) Services	2-90
Network Control Signaling	2-90
Non-Primary Residential Line	2-90
Nonsynchronous Test Line	2-90
North American Numbering Plan	2-90
NSEP Treatment	2-90

(TR110)



## ACCESS SERVICE

TABLE OF CONTENTS (Cont'd)Page No.2. GENERAL REGULATIONS (Cont'd)2.6 Definitions (Cont'd)

Off-hook	2-91
On-hook 122	
Open Circuit Test Line	2-91
Optical Carrier Channel	2-91
Optical Carrier Rate	2-91
Optical Line Termination (OLT)	2-91
Originating Direction	2-91
OZZ Digits	2-91
Pay Telephone	2-91
Phase Jitter	2-91
Physical Collocation	2-91
Point of Termination	2-92
Premises	2-92
Primary Residential Line	2-92
Query	2-92
Rate Zone	2-92
Release Message	2-92
Remote Switching Modules	2-92
Return Loss	2-92
Registered Equipment	2-92
Service Access Code	2-93
Service Switching Point (SSP)	2-93
Serving Wire Center	2-93
Seven Digit Manual Test Line	2-93
Shortage of Facilities or Equipment	2-93
Short Circuit Test Line	2-93
Signal-To-C-Notched Noise Ratio	2-93
Signaling Point (SP)	2-94
Signaling System 7 (SS7)	2-94
Signal Transfer Point (STP)	2-94
Signal Transfer Point (STP) Port	2-94
Singing Return Loss	2-95
Subtending End Office of an Access Tandem	2-95
Synchronous Optical Network (SONET)	2-95
Synchronous Test Line	2-95
Synchronous Transport Signal (STS)	2-95
Tandem-Switched Transport	2-95
Telecommunications Service Priority (TSP) System	2-95
Telecommunications Service Provider	2-96
Terminating Direction	2-96
Third Party Call	2-96
Transmission Measuring (105 Type) Test Line/Responder	2-97
Transmission Path	2-97
Trunk	2-97
Trunk Group	2-97
Trunk Side Connection	2-97
Two-Wire to Four-Wire Conversion	2-98

(TR110)

## ACCESS SERVICE

	<u>Page No.</u>
<u>TABLE OF CONTENTS</u> (Cont'd)	
2. <u>GENERAL REGULATIONS</u> (Cont'd)	
2.6 <u>Definitions</u> (Cont'd)	
Uniform Service Order Code	2-98
V and H Coordinates Method	2-98
Virtual Collocation	2-98
WATS Serving Office	2-98
Wire Center	2-98
3. <u>CARRIER COMMON LINE ACCESS SERVICE</u>	3-1
3.1 <u>General Description</u>	3-1
3.2 <u>Limitations</u>	3-2
3.2.1 Exclusions	3-2
3.2.2 Access Groups	3-2
3.2.3 WATS Access Lines	3-2
3.3 <u>Undertaking of the Telephone Company</u>	3-3
3.3.1 Provision of Service	3-3
3.3.2 Interstate and Intrastate Use	3-3
3.4 <u>Obligations of the Customer</u>	3-3
3.4.1 Switched Access Service Requirement	3-3
3.4.2 Supervision	3-3
3.5 <u>Determination of Usage Subject to Carrier Common Line Access Charges</u>	3-4
3.5.1 Determination of Jurisdiction	3-4
3.5.2 Cases Involving Usage Recording By the Customer	3-4
3.5.3 Local Exchange Access and Enhanced Service Exemption	3-5
3.6 <u>Resold Services</u>	3-5
3.6.1 Scope	3-5
3.6.2 Customer Obligations Concerning the Resale of MTS and MTS-type Services	3-6
3.6.3 Resale Documentation Provided by the Customer	3-7
3.6.4 Rate Regulations Concerning the Resale of MTS and MTS-type Services	3-8

(TR110)

## ACCESS SERVICE

	<u>TABLE OF CONTENTS (Cont'd)</u>	<u>Page No.</u>
3.	<u>CARRIER COMMON LINE ACCESS SERVICE (Cont'd)</u>	
3.7	<u>Coin Services</u>	3-16
3.7.1	Collection and Remittance of Coin Station Monies	3-16
3.7.2	Provision of Message Call Detail Concerning Coin Station Monies	3-16
3.7.3	Payment of Coin Sent-Paid Monies	3-17
3.8	<u>Rate Regulations</u>	3-20
3.8.1	Billing of Charges	3-20
3.8.2	Measuring and Recording of Call Detail	3-20
3.8.3	Unmeasured Feature Group A and B Usage	3-21
3.8.4	Percent Interstate Use (PIU)	3-21
3.8.5	Determination of Premium and Non-Premium Charges	3-22
3.8.6	Presubscribed Interexchange Carrier Charge (PICC)	3-24
3.9	<u>Rates and Charges</u>	3-25
3.9.1	Carrier Common Line Access Service	3-25
3.9.2	Presubscribed Interexchange Carrier Charge (PICC)	3-25

(TR110)

## ACCESS SERVICE

	<u>TABLE OF CONTENTS</u> (Cont'd)	<u>Page No.</u>
4.	<u>END USER ACCESS SERVICE</u>	4-1
4.1	<u>General Description</u>	4-1
4.2	<u>Limitations</u>	4-1
4.3	<u>Undertaking of the Telephone Company</u>	4-1
4.4	<u>Obligations of Radio Common Carriers</u>	4-2
4.5	<u>Payment Arrangements and Credit Allowances</u>	4-2
4.5.1	Minimum Period	4-2
4.5.2	Cancellation of Order	4-2
4.5.3	Changes to Order	4-2
4.5.4	Allowance for Interruptions	4-2
4.5.5	Temporary Suspension of Service	4-2
4.6	<u>Rate Regulations</u>	4-3
4.6.1	Who is Billed	4-3
4.6.2	Pay Telephone Service	4-3
4.6.3	Business Services	4-3
4.6.4	Radio Common Carriers	4-6
4.6.5	Remote Call Forwarding	4-6
4.6.6	Residence Services	4-7
4.6.7	Federal Universal Service Fee (FUSF)	4-7 (N)
4.7	<u>Rates and Charges</u>	4-7
5.	<u>ORDERING OPTIONS FOR SWITCHED AND SPECIAL ACCESS SERVICE</u>	5-1
5.1	<u>General</u>	5-1
5.1.1	Ordering Conditions	5-1
5.1.2	Provision of Other Services	5-3
5.1.3	Special Construction	5-4
5.2	<u>Access Order</u>	5-4
5.2.1	Access Order Service Date	5-8
5.2.2	Access Order Modifications	5-10
5.2.3	Cancellation of an Access Order	5-15
5.2.4	Selection of Facilities For Access Orders	5-19
5.2.5	Minimum Period	5-19
5.2.6	Minimum Period Charges	5-20
5.2.7	Mixed Use Facilities	5-20
5.2.8	Access Orders for Services Provided by More Than One Exchange Telephone Company	5-21

(TR120)

## ACCESS SERVICE

TABLE OF CONTENTS (Cont'd)Page No.

6.	<u>SWITCHED ACCESS SERVICE</u>	6-1
6.1	<u>General</u>	6-1
6.1.1	Feature Group Arrangements and Manner of Provision	6-2
6.1.2	Rate Categories	6-7
6.1.3	Special Facilities Routing	6-37
6.1.4	Design Layout Report	6-37
6.1.5	Testing	6-37
6.1.6	Ordering Options and Conditions	6-38
6.2	<u>Provision and Description of Switched Access Service Feature Groups</u>	6-39
6.2.1	Feature Group A	6-40
6.2.2	Feature Group B	6-46
6.2.3	Feature Group C	6-50
6.2.4	Feature Group D	6-58
6.3	<u>Chargeable and Nonchargeable Optional Features</u>	6-68
6.3.1	Common Switching Nonchargeable Optional Features	6-68
6.3.2	Transport Termination Nonchargeable Optional Features	6-81
6.3.3	Chargeable Optional Features	6-85
6.4	<u>Transmission Specifications</u>	6-93
6.5	<u>Obligations of the Telephone Company</u>	6-94
6.5.1	Network Management	6-94
6.5.2	Design and Traffic Routing of Switched Access Service	6-95
6.5.3	Provision of Service Performance Data	6-98
6.5.4	Trunk Group Measurement Reports	6-98
6.5.5	Determination of Number of Transmission Paths	6-99
6.5.6	Determination of Number of End Office Transport Terminations	6-99
6.5.7	Design Blocking Probability	6-100

(TR110)

## ACCESS SERVICE

	<u>TABLE OF CONTENTS</u> (Cont'd)	<u>Page No.</u>
6.	<u>SWITCHED ACCESS SERVICE</u> (Cont'd)	
6.6	<u>Obligations of the Customer</u>	6-102
6.6.1	Report Requirements	6-102
6.6.2	Supervisory Signaling	6-103
6.6.3	Trunk Group Measurement Reports	6-103
6.7	<u>Rate Regulations</u>	6-104
6.7.1	Description and Application of Rates and Charges	6-104
6.7.5	Change of Feature Group Type	6-119
6.7.6	Moves	6-119
6.7.7	Measuring Access Minutes	6-120
6.7.8	Network Blocking Charge for Feature Group D	6-131
6.7.9	Application of Rates for Extension Service	6-132
6.7.10	Message Unit Credit	6-132
6.7.11	Local Information Delivery Services	6-132
6.7.12	Mileage Measurement	6-133
6.7.13	Shared Use	6-136
6.7.14	Density Pricing Zones	6-137
6.8	<u>Rates and Charges</u>	6-138
6.8.1	Local Transport	6-138
6.8.2	End Office	6-166
6.8.3	500 and 900 NXX Access Service Translation Optional Feature	6-176
6.8.4	8XX Data Base Access Service	6-176
6.8.5	Billing Name and Address	6-177
6.8.6	Operator Transfer Service	6-177
6.8.7	Marketing Expense	6-177
7.	<u>SPECIAL ACCESS SERVICE</u>	7-1
7.1	<u>General</u>	7-1
7.1.1	Channel Types	7-1

(TR110)

## ACCESS SERVICE

	<u>TABLE OF CONTENTS</u> (Cont'd)	<u>Page No.</u>
7.	<u>SPECIAL ACCESS SERVICE</u> (Cont'd)	
7.1	<u>General</u> (Cont'd)	
7.1.2	Service Descriptions	7-4
7.1.3	Service Configurations	7-6
7.1.4	Alternate Use	7-13
7.1.5	Special Facilities Routing	7-13
7.1.6	Design Layout Report	7-13
7.1.7	Acceptance Testing	7-14
7.1.8	Ordering Options and Conditions	7-14
7.2	<u>Rate Regulations</u>	7-15
7.2.1	Rate Categories	7-15
7.2.2	Types of Rates and Charges	7-18
7.2.3	Moves	7-22
7.2.4	Minimum Periods	7-22
7.2.5	Mileage Measurement	7-23
7.2.6	Facility Hubs	7-24
7.2.7	Mixed Use	7-26
7.2.8	Service Discount Plans	7-28
7.2.9	Density Pricing Zones	7-41
7.3	<u>Surcharge For Special Access Service</u>	7-42
7.3.1	General	7-42
7.3.2	Application	7-42
7.3.3	Exemption of Special Access Surcharge	7-44
7.3.4	Rate Regulations	7-45
7.3.5	Rate	7-46
7.5	<u>Metallic Service</u>	7-47
7.5.1	Basic Channel Description	7-47
7.5.2	Technical Specifications Packages	7-47
7.5.3	Channel Interfaces	7-48
7.5.4	Optional Features and Functions	7-48
7.5.5	Rates and Charges	7-49

(TR110)

## ACCESS SERVICE

<u>TABLE OF CONTENTS</u> (Cont'd)		<u>Page No.</u>
7.	<u>SPECIAL ACCESS SERVICE</u> (Cont'd)	
7.6	<u>Telegraph Grade Service</u>	7-50
7.6.1	Basic Channel Description	7-50
7.6.2	Technical Specifications Packages	7-50
7.6.3	Channel Interfaces	7-50
7.6.4	Optional Features and Functions	7-50
7.6.5	Rates and Charges	7-51
7.7	<u>Voice Grade Services</u>	7-52
7.7.1	Basic Channel Description	7-52
7.7.2	Technical Specifications Package	7-52
7.7.3	Channel Interfaces	7-53
7.7.4	Optional Features and Functions	7-53
7.7.5	Rates and Charges	7-62
7.8	<u>Program Audio Service</u>	7-67
7.8.1	Basic Channel Description	7-67
7.8.2	Technical Specifications Packages	7-67
7.8.3	Channel Interfaces	7-67
7.8.4	Optional Features and Functions	7-68
7.8.5	Rates and Charges	7-69
7.9	<u>Video Service</u>	7-70
7.9.1	Basic Channel Description	7-70
7.9.2	Technical Specifications Packages	7-70
7.9.3	Channel Interfaces	7-71
7.9.4	Rates and Charges	7-73
7.10	<u>Digital Data Service</u>	7-74
7.10.1	Basic Channel Description	7-74
7.10.2	Technical Specifications Packages	7-74
7.10.3	Channel Interfaces	7-74
7.10.4	Optional Features and Functions	7-75
7.10.5	Rates and Charges	7-76

(TR110)



## ACCESS SERVICE

	<u>TABLE OF CONTENTS</u> (Cont'd)	<u>Page No.</u>
7.	<u>SPECIAL ACCESS SERVICE</u> (Cont'd)	
7.11	<u>High Capacity Service</u>	7-79
7.11.1	Basic Channel Description	7-80
7.11.2	Technical Specifications Packages	7-80
7.11.3	Channel Interfaces	7-81
7.11.4	Optional Features and Functions	7-81
7.11.5	Rates and Charges - DS1	7-85
7.11.6	Rates and Charges - DS3	7-88
7.11.7	Rates and Charges - Digital FT1	7-117.1 (N)
7.12	<u>Synchronous Optical Channel Service</u>	7-118 (C)
7.12.1	Basic Channel Description	7-118
7.12.2	Network Channel Interfaces	7-118
7.12.3	Optional Features and Functions	7-119
7.12.4	Rates and Charges	7-122 (C)
8.	<u>Expanded Interconnection Service</u>	8-1
8.1	<u>Service Description</u>	8-1
8.1.1	General	8-1
8.1.2	Availability	8-3
8.2	<u>Regulations</u>	8-5
8.2.1	Minimum Period for Expanded Interconnection Service	8-5
8.2.2	Termination of Physical Collocation EIS	8-6
8.2.3	Limitations	8-7
8.2.4	Insurance Requirements	8-8
8.2.5	Liability	8-11
8.2.6	Multiplexing Node	8-16
8.2.7	Access, Safety and Security	8-24
8.2.8	Fiber Optic Cable Provisioning and Placement	8-29
8.2.9	Point of Termination	8-34
8.2.10	Manhole and Conduit Facilities	8-35
8.2.11	Initiating Service	8-37
8.2.12	Confidential Information	8-47
8.4	<u>Rate Structure and Rates</u>	8-48
8.4.1	Rate Structure	8-48
8.4.2	Physical Collocation - Serving Wire Center Specific Rates	8-50
8.4.4	Supervision	8-51
8.4.5	Cross-connect Rate	8-52

(TR118)

## ACCESS SERVICE

	<u>TABLE OF CONTENTS</u> (Cont'd)	<u>Page No.</u>
9.	<u>ADVANCED COMMUNICATIONS NETWORKS</u>	9-1
9.1	<u>Digital Subscriber Line Service</u>	9-1
9.2	<u>ADSL Service</u>	9-1
9.3	<u>Service Provisioning</u>	9-2
9.4	<u>Rate Regulations</u>	9-5
9.5	<u>Rates and Charges</u>	9-8
10.	<u>SPECIAL FEDERAL GOVERNMENT ACCESS SERVICES</u>	10-1
10.1	<u>General</u>	10-1
10.2	<u>Emergency Conditions</u>	10-1

(TR110)

Issued: August 30, 2002

Effective: September 14, 2002

One Allied Drive  
Little Rock, AR 72203

## ACCESS SERVICE

	<u>TABLE OF CONTENTS</u> (Cont'd)	<u>Page No.</u>
10.	<u>SPECIAL FEDERAL GOVERNMENT ACCESS SERVICES</u> (Cont'd)	
10.3	<u>Safeguarding of Service</u>	10-3
10.3.1	Facility Availability	10-3
10.4	<u>Federal Government Regulations</u>	10-3
10.5	<u>Service Offerings to the Federal Government</u>	10-4
10.5.1	Type and Description	10-4
10.5.2	Mileage Application	10-7
10.5.3	Rates and Charges	10-8
11.	<u>SPECIAL FACILITIES ROUTING OF ACCESS SERVICES</u>	11-1
11.1	<u>Description of Special Facilities Routing of Access Services</u>	11-1
11.1.1	Diversity	11-1
11.1.2	Avoidance	11-1
11.1.3	Cable-Only Facilities	11-1
11.2	<u>Rates and Charges for Special Facilities Routing of Access Service</u>	11-2
11.2.1	Diversity	11-2
11.2.2	Avoidance	11-2
11.2.3	Diversity and Avoidance Combined	11-3
11.2.4	Cable-Only Facilities	11-3
12.	<u>SPECIALIZED SERVICE OR ARRANGEMENTS</u>	12-1
12.1	General	12-1
12.2	Rates and Charges	12-1

(TR110)

## ACCESS SERVICE

TABLE OF CONTENTS (Cont'd)Page No.

13.	<u>ADDITIONAL ENGINEERING, ADDITIONAL LABOR AND MISCELLANEOUS SERVICES</u>	13-1	
13.1	<u>Additional Engineering</u>	13-1	
13.2	<u>Additional Labor</u>	13-2	
13.2.1	Overtime Installation	13-2	
13.2.2	Overtime Repair	13-2	
13.2.3	Stand by	13-2	
13.2.4	Testing and Maintenance with Other Telephone Companies	13-3	
13.2.5	Other Labor	13-3	
13.3	<u>Miscellaneous Services</u>	13-3	
13.3.1	Maintenance of Service	13-3	
13.3.2	Testing Services	13-4	
13.3.3	Provision of Access Service Billing Information	13-9	
13.4	<u>Rates and Charges</u>	13-10	
13.4.1	Charges for Additional Engineering	13-10	
13.4.2	Charges for Additional Labor and Miscellaneous Services	13-10	
13.5	<u>Other Miscellaneous Services</u>	13-13	
13.5.2	Presubscription	13-13	
13.5.3	Miscellaneous Equipment	13-19	
13.5.4	Charges for Miscellaneous Service	13-20	
13.5.5	Telecommunications Service Priority (TSP) System	13-26	
13.5.6	International Blocking Service	13-27	
13.5.7	900 Blocking Service	13-28	
13.5.8	Verification of Orders for Telecommunications Service	13-29	
13.5.9	Letter of Agency Form and Content	13-31	
13.5.10	Changes in Subscriber Carrier Selections	13-35	
13.5.11	Reimbursement Procedures	13-37	
13.5.12	Investigation Procedures	13-38	
13.5.13	Preferred Carrier Freezes	13-42	
13.5.14	Unauthorized PIC Change	13-43	
13.5.15	Originating Line Number Screening (OINS)	13-43	
13.5.16	Nonchargeable Confirmation Services	13-43	
13.5.17	Reserved for Future Use	13-43	(C)
13.5.18	Carrier Identification Parameter (CIP)	13-43	(N)
13.6	<u>Local Number Portability Services</u>	13-44	
13.6.1	Local Number Portability End User Service	13-44	
13.6.2	Local Number Portability Query Service	13-45	
13.6.3	Rates and Charges	13-47	
14.	<u>EXCEPTIONS TO ACCESS SERVICE OFFERINGS</u>	14-1	
15.	<u>INTERFACE GROUPS, TRANSMISSION SPECIFICATIONS AND CHANNEL INTERFACES</u>	15-1	
15.1	<u>Local Transport Interface Groups</u>	15-1	
15.1.1	Interface Group 1	15-1	
15.1.2	Interface Group 2	15-2	
15.1.3	Interface Group 3	15-2	
15.1.4	Interface Group 4	15-3	
15.1.5	Interface Group 5	15-3	

(TR118)

## ACCESS SERVICE

TABLE OF CONTENTS (Cont'd)Page No.

15.	<u>INTERFACE GROUPS, TRANSMISSION SPECIFICATIONS AND CHANNEL INTERFACES (Cont'd)</u>	
15.1	<u>Local Transport Interface Groups (Cont'd)</u>	
15.1.6	Interface Group 6	15-3
15.1.7	Interface Group 7	15-4
15.1.8	Interface Group 8	15-4
15.1.9	Interface Group 9	15-5
15.1.10	Interface Group 10	15-6
15.1.11	Available Premises Interface Codes	15-6
15.1.12	Supervisory Signaling	15-9
15.2	<u>Transmission Specifications Switched Access Service</u>	15-10
15.2.1	Standard Transmission Specifications	15-10
15.2.2	Data Transmission Parameters	15-17
15.3	<u>Special Access Channel Interface and Network Channel Codes</u>	15-19
15.3.1	Glossary of Channel Interface Codes and Options	15-19
15.3.2	Impedance	15-23
15.3.3	Digital Hierarchy Channel Interface Codes (4DS)	15-24
15.3.4	Service Designator/Network Channel Code Conversion Table	15-24
15.3.5	Compatible Channel Interfaces	15-26
16.	<u>Broadband Services</u>	16-1
16.1	Definition of Terms	16-2
16.2	Regulations	16-4
16.3	General	16-19
16.4	Connection Charges	16-21
16.5	Description of Data Services and Rates	16-23
16.6	Promotions	16-203

(TR110)

## ACCESS SERVICE

TARIFF INFORMATION AND USEGENERAL

- This tariff contains rates and regulations applicable to Access Services.

Tariff Page Format

- Page Numbering. Page numbers are located in the upper right corner of each tariff page. Pages are numbered sequentially. When a new page must be added between existing pages, a decimal and number is added to the previous page number, to sequentially number the new page. For example a new page between existing pages 20 and 21 would be numbered 20.1. A new page added between pages 18.1 and 18.2 would be numbered 18.1.1.
- Page Revision Numbering. Page Revision Numbers are located in the upper right corner of each tariff page. This number is the most recent page revision on file with the FCC. Due to Notice Periods, and changed Effective Dates, the most recent page on file with the FCC may not be in effect. Consult the Effective Date on a specific page and Tariff Supplements to determine if that page is in effect (see Tariff Supplements following).
- Issue Date. The Issue Date in the lower left corner of each tariff page is the date that page was filed with the FCC.
- Effective Date. The Effective Date in the lower right corner is the date the page is scheduled to go into effect (at 12:01 AM on that date). This date may be changed by either reissuing the page, or by issuing a tariff supplement to change the effective date without reissuing the page. A Tariff Supplement is usually used when many tariff pages are involved to avoid the necessity to reprint and reissue many pages solely to change the effective date.

(TR110)

Issued: August 30, 2002

Effective: September 14, 2002

One Allied Drive  
Little Rock, AR 72203

## ACCESS SERVICE

TARIFF INFORMATION AND USEGENERAL (Cont'd)Tariff Section Numbering

- An alpha-numeric numbering plan is used to number tariff regulations and rates. Each level is subordinate to and dependent on its next higher level. An example of the numbering sequence follows:

6  
6.2  
6.2.1  
6.2.1(B)  
6.2.1(B)(2)  
6.2.1(B)(2)(a)

Tariff Revision Coding

- Revisions to this tariff are coded through the use of symbols. These symbols appear in the right margin of the page. The symbols and their meanings are:
  - N - to signify new rate or regulation.
  - R - to signify reduction to a rate or charge.
  - I - to signify increase to a rate or charge.
  - D - to signify discontinued rate or regulation.
  - C - to signify changed regulation.
  - T - to signify a change in text but no change in rate or regulation.
  - S - to signify matter reissued without change.
  - M - to signify matter relocated without change.
  - Z - to signify a correction.
- Other marginal codes are used to direct the reader to a footnote for specific information. Codes used for this purpose are lower case letters of the alphabet, e.g., x, y and z. These codes may appear beside the page revision number or in the right margin opposite specific text.

(TR110)

## ACCESS SERVICE

TARIFF INFORMATION AND USETARIFF STRUCTURE AND ORGANIZATIONTariff Supplements

- A Supplement may be filed with the FCC to cancel or suspend a tariff, or under Special Authority, to change the effective date of tariff pages or tariff material without reissuing or refiling the affected tariff pages.
- A Supplement will briefly describe the action taken (e.g., suspension, deferral, effective date change, etc.) as well as indicate what tariff material, sections or pages are affected.
- The Supplements in effect are listed by number on the first Check Sheet, in the text at the top of that Check Sheet. When a Supplement is no longer needed, it will be deleted from the Check Sheet.
- It is recommended that Supplements be placed in the front of the tariff, preceding the Title Page.

Title Page (Page 1)

- Title Page 1 provides information regarding the FCC number of the tariff, the class of service provided, the geographical application of the tariff, and the type of facilities used to provide service. This page also provides information related to the origination of the tariff.

Check Sheet (Page 1)

- When new or revised tariff pages are filed with the FCC, revised and updated Check Sheets are also filed with the FCC.
- The Check Sheets list all pages in the tariff as well as the most recent revision number of each page. When pages are changed, or added, the Check Sheets are changed to reflect the change or addition. An asterisk (\*) is placed next to revised or added pages to highlight the pages changed.
- The Check Sheets list the most recent page revision filed with the FCC. It does not indicate that the latest revision is effective. The effective date on the page itself and Tariff Supplements must be examined to determine page effectiveness.

(TR110)

Issued: August 30, 2002

Effective: September 14, 2002

One Allied Drive  
Little Rock, AR 72203



ACCESS SERVICE

TARIFF INFORMATION AND USE

TARIFF STRUCTURE AND ORGANIZATION (Cont'd)

Table of Contents (Pages 2 through 19)

- The Table of Contents lists the Sections and paragraphs of the Tariff and provides a page number at which that Section or paragraph begins.

Other Carriers (Page 25)

- In addition to the Issuing Carrier, all Concurring Carriers are listed in the tariff.

Symbols and Abbreviations (Page 26 through 28)

- A listing and explanation of tariff coding symbols and abbreviations used in the tariff is provided.

Technical Publications (Pages 28 through 30)

- The status and availability of technical publications required for the provision of Access Service is provided.

Section 1 - Application of Tariff

- States the application and scope of the Access Service tariff.

Section 2 - General Regulations

- States the general regulations that apply to the access services offered by this tariff.

(TR110)

Issued: August 30, 2002

Effective: September 14, 2002

One Allied Drive  
Little Rock, AR 72203

ACCESS SERVICE

TARIFF INFORMATION AND USE

TARIFF STRUCTURE AND ORGANIZATION (Cont'd)

Section 3 - Carrier Common Line Access Service

Section 5 - Ordering Options

- States the rates and regulations for the Ordering Options available for the ordering of switched and special access services.

Section 6, 7, 8, 10, 11, 12 and 13

- State the specific rates and regulations for the following Access Services:

- 6 - Switched Access Service
- 7 - Special Access Service
- 8 - Expanded Interconnection

- 10 - Special Federal Government Access Services
- 11 - Special Federal Routing of Access Services
- 12 - Specialized Service or Arrangements
- 13 - Additional Engineering, Additional Labor and Miscellaneous Services

Section 14 - Exceptions to Access Service Offerings

- This section is provided to identify those Issuing Carriers who do not provide certain categories of Access Service offered by this tariff.

Section 15 - Technical Specifications

- Provides the technical specifications and service parameters of Access Services.

(TR110)

Issued: August 30, 2002

Effective: September 14, 2002

One Allied Drive  
Little Rock, AR 72203

ACCESS SERVICE

CONCURRING CARRIERS

No Concurring Carriers

CONNECTING CARRIERS

NO CONNECTING CARRIERS

OTHER PARTICIPATING CARRIERS

NO OTHER PARTICIPATING CARRIERS

REGISTERED SERVICE MARKS    REGISTERED TRADEMARKS

NONE

NONE

(TR110)

Issued: August 30, 2002

Effective: September 14, 2002

One Allied Drive  
Little Rock, AR 72203

## ACCESS SERVICE

EXPLANATION OF SYMBOLS

(C)	-	To signify changed regulation
(D)	-	To signify discontinued rate or regulation
(I)	-	To signify increase
(M)	-	To signify matter relocated without change
(N)	-	To signify new rate or regulation
(R)	-	To signify reduction
(S)	-	To signify reissued matter
(T)	-	To signify a change in text but no change in rate or regulation
(Z)	-	To signify a correction

EXPLANATION OF ABBREVIATIONS

ac	-	Alternating current
ADM	-	Add/Drop Multiplexing
AIN	-	Advanced Intelligent Network
AML	-	Actual Measured Loss
ANI	-	Automatic Number Identification
AP	-	Program Audio
ATSP	-	Alternate Tandem Switching Provider
AT&T	-	American Telephone and Telegraph Company
BD	-	Business Day
BHMC	-	Busy Hour Minutes of Capacity
CCS	-	Common Channel Signaling
CCSNC	-	Common Channel Signaling Network Connection
CI	-	Changes Interface
CIC	-	Carrier Identification Code
CNP	-	Charge Number Parameter
CO	-	Central Office
COCTX	-	Central Office Centrex
Cont'd	-	Continued
COR	-	Customer of Record
CPE	-	Customer Provided Equipment
CPN	-	Calling Party Number
CSP	-	Carrier Selection Parameter
Ctx	-	Centrex
DA	-	Directory Assistance
dB	-	decibel
dBrnC	-	Decibel Reference Noise C-Message Weighting
dBrnC0	-	Decibel Reference Noise C-Message Weighted 0
dBv	-	Decibel(s) Relative to 1 Volt (Reference)
dBv1	-	Decibel(s) Relating to 1 Volt (Reference)
dc	-	direct current
DDD	-	Direct Distance Dialing
EDD	-	Envelope Delay Distortion
ELEPL	-	Equal Level Echo Path Loss
EML	-	Expected Measured Loss
EPL	-	Echo Path Loss
ERL	-	Echo Return Loss
ESS	-	Electronic Switching System
ESSX	-	Electronic Switching System Exchange

(TR110)

## ACCESS SERVICE

EXPLANATION OF ABBREVIATIONS (Cont'd)

f	-	frequency
F.C.C.	-	Federal Communications Commission
FID	-	Field Identifier
HC	-	High Capacity
Hz	-	Hertz
IC	-	Interexchange Carrier
ICB	-	Individual Case Basis
ICL	-	Inserted Connection Loss
kbps	-	kilobits per second
kHz	-	kilohertz
LATA	-	Local Access and Transport Area
LNP	-	Local Number Portability
LRN	-	Location Number Routing
Ma	-	milliamperes
Mbps	-	Megabits per second
MF	-	Multifrequency Address Signaling
MHz	-	Megahertz
MRC	-	Monthly Recurring Charge
MT	-	Metallic
MTS	-	Message Telecommunications Service(s)
NPA	-	Numbering Plan Area
NRC	-	Nonrecurring Charge
NTS	-	Non-Traffic Sensitive
NXX	-	Three-Digit Central Office Code
OC	-	Optical Carrier
OLT	-	Optical Line Termination
OTPL	-	Zero Transmission Level Point
PBX	-	Private Branch Exchange
PCM	-	Pulse Code Modulation
PICC	-	Presubscribed Interexchange Carrier Charge
PLR	-	Private Line Ringdown
POT	-	Point of Termination
rms	-	root-mean-square
RSM	-	Remote Switching Modules
RSS	-	Remote Switching Systems
SAC	-	Service Access Code
SNAL	-	Signaling Network Access Line
SONET	-	Synchronous Optical Access Line
SP	-	Signaling Point
SPOI	-	Signaling Point of Interface
SRL	-	Singing Return Loss
SSN	-	Switched Service Network
SSP	-	Service Switching Point
SS7	-	Signaling System 7
STP	-	Signal Transfer Point
STS	-	Synchronous Transport Signal
SWC	-	Serving Wire Center
TES	-	Telephone Exchange Service(s)
TG	-	Telegraph Grade
TLP	-	Transmission Level Point
TSPS	-	Traffic Service Position System
TV	-	Television

(TR110)

## ACCESS SERVICE

EXPLANATION OF ABBREVIATIONS (Cont'd)

USOC	-	Uniform Service Order Code
VG	-	Voice Grade
V & H	-	Vertical & Horizontal
WATS	-	Wide Area Telecommunications Service(s)
WD	-	Wideband Digital

REFERENCE TO OTHER TARIFFS

Whenever reference is made in this tariff to other tariffs of the Telephone Company, the reference is to the tariffs in force as of the effective date of this tariff, and to amendments thereto and successive issues thereof.

The following tariffs are referenced in this tariff and may be obtained from the Federal Communications Commission's commercial contractor.

NATIONAL EXCHANGE CARRIER ASSOCIATION, INC.  
ACCESS SERVICE  
TARIFF F.C.C. NO. 5

NATIONAL EXCHANGE CARRIER ASSOCIATION, INC.  
WIRE CENTER AND INTERCONNECTION INFORMATION  
TARIFF F.C.C. NO. 4

ALIAN T COMMUNICATIONS CO.  
SPECIAL CONSTRUCTION  
TARIFF F.C.C. NO. 2

REFERENCE TO TECHNICAL PUBLICATIONS

The following technical publications are referenced in this tariff and may be obtained from Bell Communications Research, Inc., Distribution Storage Center, 60 New England Ave., Piscataway, NJ 08854.

## Technical Reference:

Bellcore Practice BR 010-200-010 CRIS Exchange Message Record  
Issued: August 30, 1996

Multiple Exchange Carrier Access Billing (MECAB) Guidelines  
Issued: June, 1994

Multiple Exchange Carrier Ordering and Design (MECOD) Guidelines  
Issued: May, 1994

(TR110)

Issued: August 30, 2002

Effective: September 14, 2002

One Allied Drive  
Little Rock, AR 72203

## ACCESS SERVICE

REFERENCE TO TECHNICAL PUBLICATIONS (Cont'd)

PUB 41451 High Capacity Terrestrial Digital Service

Issued: August 30, 1996

Available: May 17, 1983

PUB 41004 Data Communications Using Voiceband Private Line Channels

Issued: October, 1973

Available: October, 1973

TR-62310 Digital Data System Channel Interface Specification

Issued: November, 1987

Available: January, 1988

PUB 62411 High Capacity Digital Service Channel Interface Specification

Issued: September, 1983

Available: October, 1983

TR-NPL-000054 High Capacity Digital Service (1.544 Mbs) Interface

Generic Requirements for End Users

Issued: April 1989

TR-NPL-000334 Voice Grade Switched Access Service

Issued: June, 1986

TR-NPL-000335 Voice Grade Special Access Service

Issued: June, 1986

TR-NPL-000336 Metallic and Telegraph Grade Special Access Service

Issued: October, 1987

TR-NPL-000337 Program Audio Special Access and Local Channel Services

Issued: July, 1987

TR-NPL-000338 Television Special Access and Local Channel Services

Issued: December, 1986

PUB 62507 Digital Data Special Access Service

Issued: December, 1983

Available: March 15, 1984

PUB 62508 High Capacity Digital Special Access Service

Issued: December, 1983

Available: January, 1984

TR-NWT-000063 Network Equipment Building System (NEBS) Generic

Equipment Requirements

Issued: July, 1991

TR-TSV-000905 Common Channel Signaling Network Interface

Specification Supplement 1

Available: August 1989

GR-2936-CORE Issue 3 Local Number Portability (LNP) Capability Specification Service

Provider Portability

Issued: November 1997

(TR110)

Issued: August 30, 2002

Effective: September 14, 2002

One Allied Drive  
Little Rock, AR 72203

## ACCESS SERVICE

REFERENCE TO TECHNICAL PUBLICATIONS (Cont'd)

The following technical publication is referenced in this tariff and may be obtained from the Bell Communications Technical Education Center, Room B02, 6200 Route 53, Lisle, IL 60532.

Telecommunications Transmission Engineering  
Volume 3 - Networks and Services (Chapter 6 and 7)  
Second Edition, 1980  
Issued: August 30, 1996 Available: June, 1980

The following Technical Publication is referenced in this tariff and may be obtained from the National Exchange Carrier Association, Inc., Director - Tariff and Regulatory Matters, 100 So. Jefferson Road, Whippany, NJ 07981 and the Federal Communications Commission's commercial contractor.

PUB AS No. 1, Issue II Access Service  
Issued: May, 1984 Available: May, 1984

The following technical publications are referenced in this tariff and may be obtained from the Government Printing Office, Superintendent of Documents, Document Control Branch, 940 No. Capital Street NE, Washington DC 20401.

- (1) Telecommunication Service Priority (TSP) system for National Security Emergency Preparedness (NSEP) Service Handbook.
- (2) National Communications System (NCS) Handbook 3-12, issued July 11, 1989, available August 1990.

The following publication is referenced in this tariff and may be obtained from Director-Sales Operations. Integrated Network Corporation, P.O. Box 6875, Bridgewater, N.J. 08807.

Integrated Network Corporation  
Document CB-INC-100  
Available: June, 1990

The following publication is referenced in this tariff and may be obtained from AT&T, 26 Parsippany Road, Whippany, N.J. 07981.

AT&T PUB 62310  
(and its Addendum 2 and Addendum 3)  
Available: October, 1989

(TR110)



## ACCESS SERVICE

1. Application of Tariff

- 1.1 This tariff contains, or refers to other documents which contain, regulations, rates and charges applicable to the provision of Carrier Common Line, End User Access, Switched Access and Special Access Services, Expanded Interconnection Service, Lifeline Assistance and Universal Service Fund, and other miscellaneous services, hereinafter referred to collectively as service(s), provided by the Issuing and Concurring Carriers of this tariff, hereinafter referred to as the Telephone Company, to customers.

Pursuant to the Commission's Rules at Section 69.4(c), 69.5(d), 69.104(1), 69.116, 69.117, 69.603(c), and 69.603(d), regulations concerning administration and billing of Lifeline Assistance and Universal Service Fund, rates and charges for these carrier's carrier elements are contained in Section 8 of the National Exchange Carrier Association, Inc., Tariff F.C.C. No. 5. The National Exchange Carrier Association, Inc., will bill and collect all Lifeline Assistance and Universal Service Fund charges on behalf of the Telephone Company.

- 1.2 The provision of such services by the Telephone Company as set forth in this tariff does not constitute a joint undertaking with the customer for the furnishing of any service.

(TR110)

## ACCESS SERVICE

2. General Regulations2.1 Undertaking of the Telephone Company2.1.1 Scope

- (A) The Telephone Company does not undertake to transmit messages under this tariff.
- (B) The Telephone Company shall be responsible only for the installation, operation and maintenance of the services it provides.
- (C) The Telephone Company will, for maintenance purposes, test its services only to the extent necessary to detect and/or clear troubles.
- (D) Services are provided 24 hours daily, seven days per week, except as set forth in other applicable sections of this tariff.
- (E) The Telephone Company does not warrant that its facilities and services meet standards other than those set forth in this tariff.

2.1.2 Limitations

- (A) The customer may not assign or transfer the use of services provided under this tariff; however, where there is no interruption of use or relocation of the services, such assignment or transfer may be made to:
  - (1) another customer, whether an individual, partnership, association or corporation, provided the assignee or transferee assumes all outstanding indebtedness for such services, and the unexpired portion of the minimum period and the termination liability applicable to such services, if any; or

(TR110)

## ACCESS SERVICE

2. General Regulations (Cont'd)2.1 Undertaking of the Telephone Company (Cont'd)2.1.2 Limitations (Cont'd)

## (A) (Cont'd)

- (2) a court-appointed receiver, trustee or other person acting pursuant to law in bankruptcy, receivership, reorganization, insolvency, liquidation or other similar proceedings, provided the assignee or transferee assumes the unexpired portion of the minimum period and the termination liability applicable to such services, if any.

In all cases of assignment or transfer, the written acknowledgment of the Telephone Company is required prior to such assignment or transfer which acknowledgement shall be made within 15 days from the receipt of notification. All regulations and conditions contained in this tariff shall apply to such assignee or transferee.

The assignment or transfer of services does not relieve or discharge the assignor or transferor from remaining jointly or severally liable with the assignee or transferee for any obligations existing at the time of the assignment or transfer.

- (B) The provisioning, use, and restoration of services shall be in accordance with Part 64, Subpart D, paragraph 64.401 of the Federal Communications Commission's Rules and Regulations, which specifies the priority system for such activities.
- (C) Subject to compliance with the rules mentioned in (B) preceding, the services offered herein will be provided to customers on a first-come, first-served basis.

(TR110)

## ACCESS SERVICE

2. General Regulations (Cont'd)2.1 Undertaking of the Telephone Company (Cont'd)2.1.2 Limitations (Cont'd)

(C) Cont'd)

First-come first-served shall be based upon the received time and date stamped by the Telephone Company on customer orders which contain the information as required for each respective service as delineated in other sections of this tariff. Customer orders shall not be deemed to have been received until such information is provided. Should questions arise which preclude order issuance due to missing information or the need for clarification, the Telephone Company will attempt to seek such missing information or clarification on a verbal basis.

2.1.3 Liability

- (A) The Telephone Company's liability, if any, for its willful misconduct is not limited by this tariff. With respect to any other claim or suit, by a customer or by any others, for damages associated with the installation, provision, termination, maintenance, repair or restoration of service, and subject to the provisions of (B) through (H) following, the Telephone Company's liability, if any, shall not exceed an amount equal to the proportionate charge for the service for the period during which the service was affected. This liability for damages shall be in addition to any amounts that may otherwise be due the customer under this tariff as a Credit Allowance for a Service Interruption.
- (B) The Telephone Company shall not be liable for any act or omission of any other carrier or customer providing a portion of a service, nor shall the Telephone Company for its own act or omission hold liable any other carrier or customer providing a portion of a service.
- (C) The Telephone Company is not liable for damages to the customer premises resulting from the furnishing of a service, including the installation and removal of equipment and associated wiring, unless the damage is caused by the Telephone Company's negligence.

(TR110)

## ACCESS SERVICE

2. General Regulations (Cont'd)2.1 Undertaking of the Telephone Company (Cont'd)2.1.3 Liability (Cont'd)

- (D) The Telephone Company shall be indemnified, defended and held harmless by the end user against any claim, loss or damage arising from the end user's use of services offered under this tariff, involving:
- (1) Claims for libel, slander, invasion of privacy, or infringement of copyright arising from the end user's own communications;
  - (2) Claims for patent infringement arising from the end user's acts combining or using the service furnished by the Telephone Company in connection with facilities or equipment furnished by the end users or customer or;
  - (3) All other claims arising out of any act or omission of the end user in the course of using services provided pursuant to this tariff.
- (E) The Telephone Company shall be indemnified, defended and held harmless by the customer against any claim, loss or damage arising from the customer's use of services offered under this tariff involving:
- (1) Claims for libel, slander, invasion of privacy, or infringement of copyright arising from the customer's own communications;
  - (2) Claims for patent infringement arising from the customer's acts combining or using the service furnished by the Telephone Company in connection with facilities or equipment furnished by the end user or customer or;

(TR110)

## ACCESS SERVICE

2. General Regulations (Cont'd)2.1 Undertaking of the Telephone Company (Cont'd)2.1.3 Liability (Cont'd)

(E) (Cont'd)

(3) All other claims arising out of any act or omission of the customer in the course of using services provided pursuant to this tariff.

(F) The Telephone Company does not guarantee or make any warranty with respect to its services when used in an explosive atmosphere. The Telephone Company shall be indemnified, defended and held harmless by the customer from any and all claims by any person relating to such customer's use of services so provided.

(G) No license under patents (other than the limited license to use) is granted by the Telephone Company or shall be implied or arise by estoppel, with respect to any service offered under this tariff. The Telephone Company will defend the customer against claims of patent infringement arising solely from the use by the customer of services offered under this tariff and will indemnify such customer for any damages awarded based solely on such claims.

(H) The Telephone Company's failure to provide or maintain services under this tariff shall be excused by labor difficulties, governmental orders, civil commotions, criminal actions taken against the Telephone Company, acts of God and other circumstances beyond the Telephone Company's reasonable control, subject to the Credit Allowance for a Service Interruption as set forth in 2.4.4 following.

(TR110)

ACCESS SERVICE

2. General Regulations (Cont'd)

2.1 Undertaking of the Telephone Company (Cont'd)

2.1.4 Provision of Services

The Telephone Company, to the extent that such services are or can be made available with reasonable effort, and after provision has been made for NSEP Services and the Telephone Company's telephone exchange services, will provide to the customer upon reasonable notice services offered in other applicable sections of this tariff at rates and charges specified therein.

(TR110)

## ACCESS SERVICE

2. General Regulations (Cont'd)2.1 Undertaking of the Telephone Company (Cont'd)2.1.5 Installation and Termination of Services Other Than Interconnection

The services provided under this tariff (A) will include any entrance cable or drop wiring to that point where provision is made for termination of the Telephone Company's outside distribution network facilities at a mutually acceptable suitable location at a mutually agreeable customer-designated premises and (B) will be installed by the Telephone Company to such point of termination. Each Access Service has only one point of termination per customer premises. Any additional terminations beyond such point of termination are the sole responsibility of the customer. Moves of the point of termination at the customer's premises will be as set forth in 6.7.6 and 7.2.3 following.

For single unit premises the point of termination shall be a point within twelve inches of the protector or, where there is no protector, within twelve inches of where the telephone wire enters the customer's premises.

For multiunit premises existing as of August 13, 1990, the point of termination shall be determined in accordance with the Company's reasonable and nondiscriminatory standard operating practices. Where there are multiple points of termination within the multiunit premises, the point of termination for a customer shall not be further inside the customer's premises than a point twelve inches from where the wiring enters the customer's premises.

(TR110)



## ACCESS SERVICE

2. General Regulations (Cont'd)2.1 Undertaking of the Telephone Company (Cont'd)2.1.5 Installation and Termination of Services Other Than Interconnection (Cont'd)

For multiunit premises in which wiring is installed after August 13, 1990, including additions, modifications and rearrangements of wiring existing prior to that date, the point of termination shall be placed at the minimum point of entry as determined in accordance with the Company's reasonable and nondiscriminatory standard operating practices. The minimum point of entry shall be either the closest practicable point to where the wiring crosses a property line or the closest practicable point to where the wiring enters the multiunit building or buildings. If the Company did not elect to place the point of termination at the minimum point of entry, the multiunit premises owner shall determine the location of the point or points of termination. The multiunit premises owner shall determine whether there shall be a single point of termination for all customers or separate such locations for each customer, provided however, that where there are multiple points of termination within the multiunit premises, the point of termination for a customer shall not be further inside the customer's premises than a point twelve inches from where the wiring enters the customer's premises.

(TR110)

## ACCESS SERVICE

2. General Regulations (Cont'd)2.1 Undertaking of the Telephone Company (Cont'd)2.1.6 Maintenance of Services

The services provided under this tariff shall be maintained by the Telephone Company. The customer or others may not rearrange, move, disconnect, remove or attempt to repair any facilities provided by the Telephone Company, other than by connection or disconnection to any interface means used, except with the written consent of the Telephone Company.

(TR110)

## ACCESS SERVICE

2. General Regulations (Cont'd)2.1 Undertaking of the Telephone Company (Cont'd)2.1.7 Changes and Substitutions

Except as provided for equipment and systems subject to FCC Part 68 Regulations at 47 C.F.R. Section 68.110(b), the Telephone Company may, where such action is reasonably required in the operation of its business, (A) substitute, change or rearrange any facilities used providing service under this tariff, including but not limited to, (1) substitution of different metallic facilities, (2) substitution of carrier or derived facilities for metallic facilities used to provide other than metallic facilities and (3) substitution of metallic facilities for carrier or derived facilities used to provide other than metallic facilities, (B) change minimum protection criteria, (C) change operating or maintenance characteristics of facilities or (D) change operations or procedures of the Telephone Company. In case of any such substitution, change or rearrangement, the transmission parameters will be within the range as set forth in 6. and 7. following. The Telephone Company shall not be responsible if any such substitution, change or rearrangement renders any customer furnished services obsolete or requires modification or alteration thereof or otherwise affects their use or performance. If such substitution, change or rearrangement materially affects the operating characteristics of the facility, the Telephone Company will provide reasonable notification to the customer in writing. Reasonable time will be allowed for any redesign and implementation required by the change in operating characteristics. The Telephone Company will work cooperatively with the customer to determine reasonable notification procedures.

(TR110)

## ACCESS SERVICE

2. General Regulations (Cont'd)2.1 Undertaking of the Telephone Company (Cont'd)2.1.8 Refusal and Discontinuance of Service

- (A) Unless the provisions of 2.2.1(B) or 2.5 following apply, if a customer fails to comply with 2.1.6 preceding or 2.2.2, 2.3.1, 2.3.4, 2.3.5 or 2.4 following, including any payments to be made by it on the dates and times herein specified, the Telephone Company may, on thirty (30) days written notice by Certified U.S. Mail to the person designated by that customer to receive such notices of noncompliance, refuse additional applications for service and/or refuse to complete any pending orders for service by the non-complying customer at any time thereafter.

(TR110)

## ACCESS SERVICE

2. General Regulations (Cont'd)2.1 Undertaking of the Telephone Company (Cont'd)2.1.8 Refusal and Discontinuance of Service (Cont'd)

## (A) (Cont'd)

If the Telephone Company does not refuse additional applications for service on the date specified in the thirty (30) days notice, and the customer's noncompliance continues, nothing contained herein shall preclude the Telephone Company's right to refuse additional applications for service to the non-complying customer without further notice.

- (B) Unless the provisions of 2.2.1(B) or 2.5 following apply, if a customer fails to comply with 2.1.6 preceding or 2.2.2, 2.3.1, 2.3.4, 2.3.5 or 2.4 following, including any payments to be made by it on the dates and times herein specified, the Telephone Company may, on thirty (30) days written notice by Certified U.S. Mail to the person designated by that customer to receive such notices of noncompliance, discontinue the provision of the services to the non-complying customer at any time thereafter. In the case of such discontinuance, all applicable charges, including termination charges shall become due. If the Telephone Company does not discontinue the provision of the services involved on the date specified in the thirty (30) days notice, and the customer's noncompliance continues, nothing contained herein shall preclude the Telephone Company's right to discontinue the provision of the services to the non-complying customer without further notice.

(TR110)

## ACCESS SERVICE

2. General Regulations (Cont'd)2.1 Undertaking of the Telephone Company (Cont'd)2.1.8 Refusal and Discontinuance of Service (Cont'd)

- (C) If the National Exchange Carrier Association, Inc., notifies the Telephone Company that the Customer has failed to comply with Section 8 of the National Exchange Carrier Association, Inc., Tariff F.C.C. No. 5 (Lifeline Assistance and Universal Service Fund charges) including any Customer's failure to make payments on the date and times specified therein, the Telephone Company, may, on thirty days' written notice to the Customer by Certified U.S. Mail, take any of the following actions: - (1) refuse additional applications for service and/or (2) refuse to complete any pending orders for service, (3) discontinue the provision of service to the Customer. In the case of discontinuance, all applicable charges including termination charges, shall become due.
- (D) When access service is provided by more than one Telephone Company, the companies involved in providing the joint service may individually or collectively deny service to a customer for nonpayment. Where the Telephone Company(s) affected by the nonpayment is incapable of effecting discontinuance of service without cooperation from the other joint providers of Switched Access Service, such other Telephone Company(s) will, if technically feasible, assist in denying the joint service to the customer. Service denial for such joint service will only include calls originating or terminating within, or transiting, the operating territory of the Telephone Companies initiating the service denial for nonpayment. When more than one of the joint providers must deny service to effectuate termination for nonpayment, in cases where a conflict exists in the applicable tariff provisions, the tariff regulations of the end office Telephone Company shall apply for joint service discontinuance.

(TR110)

## ACCESS SERVICE

2. General Regulations (Cont'd)2.1 Undertaking of the Telephone Company (Cont'd)2.1.9 Limitation of Use of Metallic Facilities

Signals applied to a metallic facility shall conform to the limitations set forth in Technical Reference Publication AS No. 1. In the case of application of dc telegraph signaling systems, the customer shall be responsible, at its expense, for the provision of current limiting devices to protect the Telephone Company facilities from excessive current due to abnormal conditions and for the provision of noise mitigation networks when required to reduce excessive noise.

2.1.10 Notification of Service-Affecting Activities

The Telephone Company will provide the customer reasonable notification of service-affecting activities that may occur in normal operation of its business. Such activities may include, but are not limited to, equipment or facilities additions, removals or rearrangements, routine preventative maintenance and major switching machine change-out. Generally, such activities are not individual customer service specific, they affect many customer services. No specific advance notification period is applicable to all service activities. The Telephone Company will work cooperatively with the customer to determine the notification requirements.

2.1.11 Coordination with Respect to Network Contingencies

The Telephone Company intends to work cooperatively with the customer to develop network contingency plans in order to maintain maximum network capability following natural or man-made disasters which affect telecommunications services. All contingency plans will be in accordance with 2.1.2(B) preceding.

2.1.12 Provision and Ownership of Telephone Numbers

The Telephone Company reserves the reasonable right to assign, designate or change telephone numbers, any other call number designations associated with Access Services, or the Telephone Company serving central office prefixes associated with such numbers, when necessary in the conduct of its business. Should it become necessary to make a change in such number(s), the Telephone Company will furnish to the customer 6 months notice, by Certified U.S. Mail, of the effective date and an explanation of the reason(s) for such change(s).

(TR110)

## ACCESS SERVICE

2. General Regulations (Cont'd)2.1 Undertaking of the Telephone Company (Cont'd)2.1.13 Preemption of Service

In certain instances, i.e., no spare services are available, it may be necessary to preempt existing services to provision or restore NSEP Services. If, in its best judgement, the Telephone Company deems it necessary to preempt, then the Telephone Company will ensure that:

- (A) A sufficient number of public switched services are available for public use if preemption of such services is necessary to provision NSEP TSP Service.
- (B) The services preempted have a lower or no assigned TSP priority.
- (C) A reasonable effort is made to notify the preempted service customer of the action to be taken.
- (D) A credit allowance for any preempted service shall be made in accordance with the provisions set forth in Section 2.4.4(A).

2.2 Use2.2.1 Interference or Impairment

- (A) The characteristics and methods of operation of any circuits, facilities or equipment provided by other than the Telephone Company and associated with the facilities utilized to provide services under this tariff shall not interfere with or impair service over any facilities of the Telephone Company, its affiliated companies, or its connecting and concurring carriers involved in its services, cause damage to their plant, impair the privacy of any communications carried over their facilities or create hazards to the employees of any of them or the public.

(TR110)



## ACCESS SERVICE

2. General Regulations (Cont'd)2.2 Use (Cont'd)2.2.1 Interference or Impairment (Cont'd)

- (B) Except as provided for equipment or systems subject to the FCC Part 68 Rules in 47 C.F.R. Section 68.108, if such characteristics or methods of operation are not in accordance with (A) preceding, the Telephone Company will, where practicable, notify the customer that temporary discontinuance of the use of a service may be required; however, where prior notice is not practicable, nothing contained herein shall be deemed to preclude the Telephone Company's right to temporarily discontinue forthwith the use of a service if such action is reasonable under the circumstances. In case of such temporary discontinuance, the customer will be promptly notified and afforded the opportunity to correct the condition which gave rise to the temporary discontinuance. During such period of temporary discontinuance, credit allowance for service interruptions as set forth in 2.4.4 following is not applicable.

2.2.2 Unlawful and Abusive Use

- (A) The service provided under this tariff shall not be used for an unlawful purpose or used in an abusive manner.

Abusive use includes:

- (1) The use of the service of the Telephone Company for a call or calls, anonymous or otherwise, in a manner reasonably expected to frighten, abuse, torment, or harass another;
- (2) The use of the service in such a manner as to interfere unreasonably with the use of the service by one or more other customers.

(TR110)

## ACCESS SERVICE

2. General Regulations (Cont'd)2.2 Use (Cont'd)2.2.2 Unlawful and Abuse Use (Cont'd)

- (B) The Telephone Company may, upon written request from a customer, or another exchange carrier, terminate service to any subscriber or customer identified as having utilized service provided under this tariff in the completion of abusive or unlawful telephone calls. Service shall be terminated by the Telephone Company as provided for in its general and/or local exchange service tariffs.
- (C) In such instances when termination occurs, as in (B) preceding, the Telephone Company shall be indemnified, defended and held harmless by any customer or Exchange Carrier requesting termination of service against any claim, loss or damage arising from the Telephone Company's actions in terminating such service, unless caused by the Telephone Company's negligence.

(TR110)

## ACCESS SERVICE

2. General Regulations (Cont'd)2.3 Obligations of the Customer2.3.1 Damages

The customer shall reimburse the Telephone Company for damages to Telephone Company facilities utilized to provide services under this tariff caused by the negligence or willful act of the customer or resulting from the customer's improper use of the Telephone Company facilities, or due to malfunction of any facilities or equipment provided by other than the Telephone Company. Nothing in the foregoing provision shall be interpreted to hold one customer liable for another customer's actions. The Telephone Company will, upon reimbursement for damages, cooperate with the customer in prosecuting a claim against the person causing such damage and the customer shall be subrogated to the right of recovery by the Telephone Company for the damages to the extent of such payment.

2.3.2 Ownership of Facilities and Theft

Facilities utilized by the Telephone Company to provide service under the provisions of this tariff shall remain the property of the Telephone Company. Such facilities shall be returned to the Telephone Company by the customer, whenever requested, within a reasonable period following the request in as good condition as reasonable wear will permit.

2.3.3 Equipment Space and Power

The customer shall furnish or arrange to have furnished to the Telephone Company, at no charge, equipment space and electrical power required by the Telephone Company to provide services, other than Expanded Interconnection, under this tariff at the points of termination of such services. The selection of ac or dc power shall be mutually agreed to by the customer and the Telephone Company. The customer shall also make necessary arrangements in order that the Telephone Company will have access to such spaces at reasonable times for installing, testing, repairing or removing Telephone Company services.

Space and power for service involving Expanded Interconnection shall be governed by the terms and conditions relating specifically to Expanded Interconnection. See Section 8.

(TR110)

## ACCESS SERVICE

2. General Regulations (Cont'd)2.3 Obligations of the Customer (Cont'd)2.3.4 Availability for Testing

The services provided under this tariff shall be available to the Telephone Company at times mutually agreed upon in order to permit the Telephone Company to make tests and adjustments appropriate for maintaining the services in satisfactory operating condition. Such tests and adjustments shall be completed within a reasonable time. No credit will be allowed for any interruptions involved during such tests and adjustments.

2.3.5 Balance

All signals for transmission over the services provided under this tariff shall be delivered by the customer balanced to ground except for ground start, duplex (DX) and McCulloh-Loop (Alarm System) type signaling and dc telegraph transmission at speeds of 75 baud or less.

2.3.6 Design of Customer Services

Subject to the provisions of 2.1.7 preceding, the customer shall be solely responsible, at its own expense, for the overall design of its services and for any redesigning or rearrangement of its services which may be required because of changes in facilities, operations or procedures of the Telephone Company, minimum protection criteria or operating or maintenance characteristics of the facilities.

(TR110)

## ACCESS SERVICE

2. General Regulations (Cont'd)2.3 Obligations of the Customer (Cont'd)2.3.7 References to the Telephone Company

The customer may advise End Users that certain services are provided by the Telephone Company in connection with the service the customer furnishes to End Users; however, the customer shall not represent that the Telephone Company jointly participates in the customer's services.

2.3.8 Claims and Demands for Damages

- (A) With respect to claims of patent infringement made by third persons, the customer shall defend, indemnify, protect and save harmless the Telephone Company from and against all claims arising out of the combining with, or use in connection with, the services provided under this tariff, any circuit, apparatus, system or method provided by the customer.
- (B) The customer shall defend, indemnify and save harmless the Telephone Company from and against any suits, claims, losses or damages, including punitive damages, attorney fees and court costs by third persons arising out of the construction, installation, operation, maintenance, or removal of the customer's circuits, facilities, or equipment connected to the Telephone Company's services provided under this tariff, including, without limitation, Workmen's Compensation claims, actions for infringement of copyright and/or unauthorized use of program material, libel and slander actions based on the content of communications transmitted over the customer's circuits, facilities or equipment, and proceedings to recover taxes, fines, or penalties for failure of the customer to obtain or maintain in effect any necessary certificates, permits, licenses, or other authority to acquire or operate the

(TR110)

## ACCESS SERVICE

2. General Regulations (Cont'd)2.3 Obligations of the Customer (Cont'd)2.3.8 Claims and Demands for Damages (Cont'd)

## (B) (Cont'd)

services provided under this tariff; provided, however, the foregoing indemnification shall not apply to suits, claims, and demands to recover damages for damage to property, death, or personal injury unless such suits, claims or demands are based on the tortuous conduct of the customer, its officers, agents or employees.

- (C) The customer shall defend, indemnify and save harmless the Telephone Company from and against any suits, claims, losses or damages, including punitive damages, attorney fees and court costs by the customer or third parties arising out of any act or omission of the customer in the course of using services provided under this tariff.

(TR110)

## ACCESS SERVICE

2. General Regulations (Cont'd)2.3 Obligations of the Customer (Cont'd)2.3.9 Coordination with Respect to Network Contingencies

The customer shall, in cooperation with the Telephone Company, coordinate in planning the actions to be taken to maintain maximum network capability following natural or man-made disasters which affect telecommunications services. This will be done in accordance with 2.1.2(B) preceding.

2.3.10 Jurisdictional Report Requirements(A) Jurisdictional Reports

The Percent of Interstate Use (PIU) factors described in (1) through (5) following are applied to usage-rated Carrier Common Line, Information Surcharge, Local Switching, Tandem-Switched Transport, and Residual Interconnection charges. Separate PIUs are required for flat-rated Entrance Facilities, Direct-Trunked Transport, and Multiplexers. A letter on file provided by the customer for reporting PIUs will be accepted by the Telephone Company. A consolidated PIU provided by the customer for all rate elements will also be accepted by the Telephone Company if the consolidated PIU is representative of the actual interstate use of the service. The customer reported PIU will be provided in a whole number (a number 0-100) to the Telephone Company.

- (1) (a) When a customer orders Feature Group A and/or Feature Group B Switched Access Service, the customer shall, in its order, state the projected interstate percentage for interstate usage for each Feature Group A and/or Feature Group B Switched Access Service group ordered. If the customer discontinues some but not all of the Feature Group A and/or Feature Group B Switched Access Services in a group, it shall provide the projected interstate percentage for such services which are discontinued.

(TR110)

## ACCESS SERVICE

2. General Regulations (Cont'd)2.3 Obligations of the Customer (Cont'd)2.3.10 Jurisdictional Report Requirements (Cont'd)(A) Jurisdictional Reports (Cont'd)

## (1) (Cont'd)

- (b) Pursuant to Federal Communications Commission Order FCC 85-145 adopted April 16, 1985, interstate usage is to be developed as though every call that enters a customer network at a point within the same state as that in which the called station (as designated by the called station telephone number) is situated is an intrastate communication and every call for which the point of entry is in a state other than that where the called station (as designated by the called station telephone number) is situated is an interstate communication.
- (c) The projected interstate percentages will be used by the Telephone Company to apportion the usage between interstate and intrastate until a revised report is received as set forth in (6) following.

(TR110)



## ACCESS SERVICE

2. General Regulations (Cont'd)2.3 Obligations of the Customer (Cont'd)2.3.10 Jurisdictional Report Requirements (Cont'd)(A) Jurisdictional Reports (Cont'd)

- (2) All single Feature Group A and B Switched Access Service usage and charges will be apportioned by the telephone Company between interstate and intrastate. The projected interstate percentage reported as set forth in 1(a) and 1(b) preceding will be used to make such apportionment.
- (3) For multiple hunt group or trunk group arrangements where either the interstate or the intrastate charges are based on measured usage, the interstate Feature Group A and/or Feature Group B Switched Access Service(s) information reported as set forth in (1) preceding will be used to determine the charges as follows:

For all groups the number of access minutes (either measured or assumed) for a group will be multiplied by the projected interstate percentage to develop the interstate access minutes. The number of access minutes for the group minus the developed interstate access minutes for the group will be the developed intrastate access minutes.

(TR110)

## ACCESS SERVICE

2. General Regulations (Cont'd)2.3 Obligations of the Customer (Cont'd)2.3.10 Jurisdictional Report Requirements (Cont'd)(A) Jurisdictional Reports (Cont'd)

- (4) When a customer orders Feature Group C or Feature Group D Switched Access Service(s), unless the Telephone Company can determine the jurisdiction from the call detail, the customer will provide the projected interstate percentage for interstate usage for each end office group in its order. In the event the Telephone Company needs to project the interstate percentage, it will be determined as follows. For originating access minutes, the projected interstate percentage will be developed on a monthly basis by end office when the Feature Group C or Feature Group D Switched Access Service access minutes are measured by dividing the measured interstate originating access minutes (the access minutes where the calling number is in one state and the called number is in another state) by the total originating access minutes, when the call detail is adequate to determine the appropriate jurisdiction. For terminating access minutes, the data used by the Telephone Company to develop the projected interstate percentage for originating access minutes will be used to develop projected interstate percentage for such terminating access minutes.

(TR110)

## ACCESS SERVICE

2. General Regulations (Cont'd)2.3 Obligations of the Customer (Cont'd)2.3.10 Jurisdictional Report Requirements (Cont'd)(A) Jurisdictional Reports (Cont'd)

## (4) (Cont'd)

When originating call details are insufficient to determine the jurisdiction for the call, the customer shall supply the projected interstate percentage or authorize the Telephone Company to use the Telephone Company developed percentage. This percentage shall be used by the Telephone Company as the interstate percentage for such call detail. The Telephone Company will designate the number obtained by subtracting the projected interstate percentage for originating and terminating access minutes calculated by the Telephone Company from 100 (100 - Telephone Company calculated projected interstate percentage = intrastate percentage) as the projected intrastate percentage of use.

(TR110)

## ACCESS SERVICE

2. General Regulations (Cont'd)2.3 Obligations of the Customer (Cont'd)2.3.10 Jurisdictional Report Requirements (Cont'd)(A) Jurisdictional Reports (Cont'd)

- (5) Except where Telephone Company measured access minutes are used as set forth in (4) preceding, the customer reported interstate percentage of use as set forth in (1) or (4) preceding will be used until the customer reports a different projected interstate percentage for an in service end office group. When the customer adds BHMC lines or trunks to an existing end office group, the customer shall furnish a projected interstate percentage that applies to the added BHMC, lines or trunks. When the customer discontinues BHMC, lines or trunks from an existing group, the customer shall furnish a projected interstate percentage for the discontinued BHMC, lines or trunks in the end office group. The revised report will serve as the basis for future billing and will be effective on the next bill date. No prorating or back billing will be done based on the report.

The customer shall update the interstate and intrastate jurisdictional report on a quarterly basis. The customer shall forward to the Company a revised report, to be received no later than fifteen (15) days after the first of January, April, July and October. The revised report shall show the interstate percentage for the most current data available for each service arranged for interstate use. This data shall consist of at least three (3) and no more than twelve (12) consecutive months of data, ending no more than 75 days earlier than the date the report is due (e.g., for the report due January 15, the last month of data should be no earlier than October 31). The updated interstate percentage shall be based on call detail records. The interstate percentage can be based on a statistically valid sample. The percent interstate use reported in January, April, July and October will be effective on the bill date of each such month and will serve as the basis for the next three months billing beginning in February, May, August and November, respectively.

(TR110)

## ACCESS SERVICE

2. General Regulations (Cont'd)2.3 Obligations of the Customer (Cont'd)2.3.10 Jurisdictional Report Requirements (Cont'd)(A) Jurisdictional Reports (Cont'd)

## (5) (Cont'd)

Additionally, where the customer utilizes FGA Switched Access Service for calls between a Primary Exchange Carrier and a Secondary Exchange Carrier within the same Extended Area Service calling area, and/or Feature Group B Switched Access Service for calls between a Primary Exchange Carrier's access tandem and a subtending Secondary Exchange Carrier, where the Primary and Secondary Exchange Carriers are not the same Telephone Company and do not provide service under the same access service tariff, a copy of the revised report will be provided by the customer to each Secondary Exchange Carrier. The revised report will serve as the basis for the next three months' billing and will be effective on the bill date for that service.

The customer is required to provide quarterly updates to the jurisdictional reports. Upon receipt by the Company, the updated report will serve as the basis for future billing and will be effective on the next bill date for that service. No prorating or back billing will be done based on the report. However, delayed charges will be billed utilizing the interstate percentage that was in effect at the time the charges were incurred.

When the quarterly reports are not supplied by the customer, the following steps, as set forth in (a) through (e) following, will be taken by the Company.

- (a) If the customer does not supply the reports, the Company will assume the percentages to be the same as those provided in the last quarterly report. For those cases in which a quarterly report has never been received from the customer, the Company will assume the percentages to be the same as those provided in the order for service as set forth in (1) through (4) preceding.

(TR110)

## ACCESS SERVICE

2. General Regulations (Cont'd)2.3 Obligations of the Customer (Cont'd)2.3.10 Jurisdictional Report Requirements (Cont'd)(A) Jurisdictional Reports (Cont'd)

## (5) (Cont'd)

- (b) If no report is received by the date specified, the Company will send a letter to the customer (by certified U.S. Mail, return receipt requested) requesting an updated interstate percentage within thirty (30) days and reminding them that if no report is received, the procedures set forth in (c), following, will begin.
- (c) If no report is received within thirty (30) days, the Company will designate a fifty percent (50%) interstate percentage beginning with the next billing period. This interstate percentage will be applied until an updated PIU report is submitted or until the provisions set forth in (d) or (e) following are met. The Company will send a letter to the customer (by certified U.S. Mail, return receipt requested) requesting the work papers and summary, as described in 2.3.10(B)(1)(i), following, used by the customer to substantiate the most recent interstate percentage. The requested information must be submitted by the customer to the Company within thirty (30) days after receipt of the certified letter.

(TR110)

## ACCESS SERVICE

2. General Regulations (Cont'd)2.3 Obligations of the Customer (Cont'd)2.3.10 Jurisdictional Report Requirements (Cont'd)(A) Jurisdictional Reports (Cont'd)

## (5) (Cont'd)

- (d) Upon receipt of the customer's work papers and summary, the Company will begin using the interstate percentage derived from the work papers and summary with the next billing period and will review the work papers and summary submitted within thirty (30) days from receipt of the information.
- (e) If after review of the information, it is determined that a billing dispute exists, the Company will continue to use the derived interstate percentage and begin audit procedures as set forth in 2.3.10(B)(1), following.

(TR110)

## ACCESS SERVICE

2. General Regulations (Cont'd)2.3 Obligations of the Customer (Cont'd)2.3.10 Jurisdictional Report Requirements (Cont'd)(B) Jurisdictional Report Dispute and Auditing Procedures

If a billing dispute arises concerning the projected interstate percentage the Company will ask the customer to provide the data the customer uses to determine the projected interstate percentage as described in (1) and (2), following.

(1) Switched Access Services

- (a) If the Company questions the information provided by the customer in 2.3.10(A)(5), preceding, the Company will send a letter to the customer (by certified U.S. Mail, return receipt requested) requesting that the customer contact the Company to discuss and explain their report within thirty (30) days of the Company's request.
- (b) If no response is received from the customer, the Company will send a letter to the customer (by certified U.S. Mail, return receipt requested) requesting the work papers and summary as described in (i), following, used by the customer to substantiate the most recent interstate percentage. The requested information must be submitted by the customer to the Company within thirty (30) days after receipt of the certified letter.
- (c) If the customer submits the work papers and summary as requested in (b), the Company will review this information within thirty (30) days after receipt of the customer's information.

(TR110)



## ACCESS SERVICE

2. General Regulations (Cont'd)2.3 Obligations of the Customer (Cont'd)2.3.10 Jurisdictional Report Requirements (Cont'd)(B) Jurisdictional Report Dispute and Auditing Procedures  
(Cont'd)(1) Switched Access (Cont'd)

- (d) If after review of the documentation, the Company and the customer establish a revised interstate percentage, the Company will begin using the percentage with the next billing period.
- (e) If the Company and the customer do not establish a revised interstate percentage, the Company will begin the procedures as set forth in (g), following.
- (f) If no response is received from the customer, the Company will begin the auditing procedures as set forth in (g), following, and notify the Commission.

(TR110)

## ACCESS SERVICE

2. General Regulations (Cont'd)2.3 Obligations of the Customer (Cont'd)2.3.10 Jurisdictional Report Requirements (Cont'd)(B) Jurisdictional Report Dispute and Auditing Procedures  
(Cont'd)(1) Switched Access (Cont'd)

(g) When jurisdictional reports are not provided by the customer or a billing dispute arises, the Company may request an audit. The audit procedures and responsible party(ies) for payment of audit expenses will be determined as follows:

- If the Company and the customer mutually agree upon an independent Certified Public Accountant (CPA) auditing firm and the party(ies) agree to equally share in the payment of audit expenses, both the Company and the customer will be bound by such agreement; or
- The customer may select an independent CPA auditing firm and pay all audit expenses.
- If the audit is not conducted as set forth preceding, the Company may select an independent CPA auditing firm and pay all audit expenses.

(h) The Company will adjust the customer's PIU based upon the audit results. The PIU resulting from the audit shall be applied to the usage for the quarter the audit is completed, the usage for the quarter prior to completion of the audit and the usage for the two (2) quarters following the completion of the audit. After that time, the customer may report a revised PIU pursuant to 2.3.10(A)(5), preceding. The Company will implement the revised interstate percentage to the next billing period or quarterly report date, whichever is first.

(TR110)

## ACCESS SERVICE

2. General Regulations (Cont'd)2.3 Obligations of the Customer (Cont'd)2.3.10 Jurisdictional Report Requirements (Cont'd)(B) Jurisdictional Report Dispute and Auditing Procedures (Cont'd)(1) Switched Access (Cont'd)

- (i) The customer shall maintain and retain the work papers that show how the interstate percentage was determined and a summary derived from the actual call detail records for a minimum twelve month period which statistically substantiates each interstate percentage provided to the Company as set forth in 2.3.10(A)(5), preceding. This summary at a minimum shall include month, year, state, traffic type (e.g., originating, terminating, 500, 800, 900, etc.) and service type.
- (j) If the customer does not provide the work papers and/or summary in accordance with the provisions set forth in this tariff or if a billing dispute is not resolved from the submission of such work papers, the Company shall request the actual call detail records or a statistically valid sample of such records, as set forth in 2.3.10(A)(5), preceding, on a prospective basis, not to exceed a consecutive three (3) month period. The actual call detail records will be used to statistically substantiate the interstate percentage provided to the Company and the process by which it is developed. Such call detail records shall consist of call information, including call terminating address (i.e., called number), call duration, the trunk group number(s), or access line number(s) over which the call is routed and the point at which the call enters the customer's network. The Company will not request such data more than once a year.

(TR110)

## ACCESS SERVICE

2. General Regulations (Cont'd)2.3 Obligations of the Customer (Cont'd)2.3.10 Jurisdictional Report Requirements (Cont'd)(Cont'd) (B) Jurisdictional Report Dispute and Auditing Procedures(2) Special Access

For Special Access Service and Access Service Billing (as described in 13.3.3), the Company will ask the customer to provide the data the customer uses to determine the projected interstate percentage if a billing dispute arises or a regulatory commission questions the customer-provided interstate percentage. The customer shall supply the data within thirty (30) days of the Company request. The Company will not request such data more than once a year. The customer shall keep records of system design and functions from which the percentage of interstate and intrastate use can be ascertained and, upon request of the Company, make the records available for inspection as reasonably necessary for purposes of verification of the percentages.

(3) Jurisdictional Report Proprietary Information

The data the customer provides to the Company to support their interstate percentage is considered proprietary to the customer. The Company agrees to use and protect such information by exercising the same degree of care normally used to protect its own proprietary information.

(TR110)

## ACCESS SERVICE

2. General Regulations (Cont'd)2.3 Obligations of the Customer (Cont'd)2.3.10 Jurisdictional Report Requirements (Cont'd)(B) Jurisdictional Report Dispute and Auditing Procedures  
(Cont'd)(4) Contested Audits (Cont'd)

When a jurisdictional audit is conducted by the Company or an independent Certified Public Accountant (CPA) auditing firm selected by the Company, the audit results will be furnished to the customer by certified U.S. Mail (return receipt requested). The customer may contest the audit results by providing written notification (by certified U.S. Mail, return receipt requested), to the Company within fifteen (15) calendar days from the date the audit report is furnished to the customer by certified U.S. Mail (return receipt requested). When a jurisdictional audit is conducted by an independent Certified Public Accountant (CPA) auditing firm selected by the customer, the audit results will be furnished to the Company by certified U.S. Mail (return receipt requested). The Company may contest the audit results by providing written notification (by certified U.S. Mail, return receipt requested) to the customer within fifteen (15) calendar days from the date the audit report is furnished to the Company by certified U.S. Mail (return receipt requested).

Contested audits will be resolved by the Company and the customer within thirty (30) days of written notification, or a neutral arbitrator will be mutually agreed upon by the Company and the customer. During the initial thirty (30) day resolution period, the company and the customer will review the audit process and the data used to calculate the PIU percentage in an attempt to resolve the dispute. Should the Company and the customer resolve the dispute on the PIU percentage, a neutral arbitrator would not be warranted.

(TR110)

## ACCESS SERVICE

2. General Regulations (Cont'd)2.3 Obligations of the Customer (Cont'd)2.3.10 Jurisdictional Report Requirements (Cont'd)(B) Jurisdictional Report Dispute and Auditing Procedures  
(Cont'd)(4) Contested Audits (Cont'd)

Contested audits will be resolved by a neutral arbitrator mutually agreed upon by the Company and the customer. The arbitration hearing will be conducted in Lincoln, Nebraska or a location within the Company operating territory that is mutually agreed upon by both parties. The arbitration proceeding, including the decision rendered, shall be governed by the law (both statutory and case) of the state in which the arbitration hearing is held, including, but not limited to the Uniform Arbitration Act, as adopted in that state.

Prior to the arbitration hearing, each party shall notify the arbitrator of the PIU percentage which that party believes to be correct. The arbitrator, in deciding, may adopt the PIU percentage of either party or may adopt a PIU percentage different from those proposed by the parties.

(TR110)

## ACCESS SERVICE

2. General Regulations (Cont'd)2.3 Obligations of the Customer (Cont'd)2.3.10 Jurisdictional Report Requirements (Cont'd)(Cont'd) (B) Jurisdictional Report Dispute and Auditing Procedures(4) Contested Audits (Cont'd)

If the arbitrator adopts a PIU percentage proposed by one of the parties, the other party (whose PIU percentage was not adopted) shall pay all costs of the arbitration. If the arbitrator adopts a PIU percentage higher than the PIU percentages proposed by both parties, then the party proposing the lower PIU percentage shall pay all costs of the arbitration. If the arbitrator adopts a PIU percentage lower than the PIU percentage proposed by both parties, then the party proposing the higher PIU percentage shall pay all costs of the arbitration. If the arbitrator adopts a PIU percentage which falls between the two percentages proposed by the parties, then the parties shall each pay one-half of the arbitration costs.

Absent written notification, within the timeframe as set forth preceding, audit results cannot be contested and the Company will adjust the customer's PIU percentage based upon the audit results as set forth in 2.3.10(B)(1)(h), preceding.

(TR110)

## ACCESS SERVICE

2. General Regulations (Cont'd)2.3 Obligations of the Customer (Cont'd)2.3.10 Jurisdictional Report Requirements (Cont'd)

- (C) When an 8XX Data Base query, as described in 6.1.2(C)(2) following, is performed to determine carrier selection, and the associated Switched Access service is provided in whole or in part by the Company, the Percentage for Interstate Use (PIU) for the query will be the same as that of the Switched Access service, as described in (4) preceding.

When a customer's 8XX Data Base queries include one or more vertical service features, as described in 6.1.2(C)(2) following, the customer shall provide the Company with the proportion of the vertical service queries which is to be provided for interstate use. A PIU should be provided for each Service Switching Point (SSP) from which 8XX vertical service queries may originate.

(TR110)



## ACCESS SERVICE

2. General Regulations (Cont'd)2.3 Obligations of the Customer (Cont'd)2.3.11 Determination of Interstate Charges for Mixed Interstate and Intrastate Access Service

When mixed interstate and intrastate Access Service is provided, all charges (i.e., nonrecurring, monthly and/or usage) including optional features charges, will be prorated between interstate and intrastate. The percentage provided in the reports as set forth in 2.3.10 (A) preceding will serve as the basis for prorating the charges. The percentage of an Access Service to be charged as interstate is applied in the following manner:

- (A) For monthly and nonrecurring chargeable rate elements, multiply the percent interstate use times the quantity of chargeable elements times the stated tariff rate per element.
- (B) For usage sensitive (i.e., access minutes and calls) chargeable rate elements, multiply the percent interstate use times actual use (i.e., measured or Telephone Company assumed average use) times the stated tariff rate.

The interstate percentage will change as revised usage reports are submitted as set forth in 2.3.10 preceding

2.3.12 Media Stimulated Mass Calling Notification

When Switched Access Service is used to provide Media Stimulated Mass Calling, notification shall be sent to the Telephone Company as prescribed in 6.6.1(C) following.

(TR110)

## ACCESS SERVICE

2. General Regulations (Cont'd)2.3 Obligations of the Customer (Cont'd)2.3.13 Certification of Special Access Services (Lines) As Interstate(A) Interstate Classification Requirement

Pursuant to Federal Communications Commission Order FCC 89-224 adopted June 29, 1989, and released July 20, 1989, Special Access Lines are to be classified as interstate when the services carry more than a de minimis amount of interstate traffic. Interstate traffic is deemed de minimis when the interstate traffic amounts to ten percent (10%) or less of the total traffic on a Special Access Line.

(B) Certification Requirement

When a customer orders a Special Access Line, the customer shall certify, in its order, that the Special Access Line carries interstate traffic and the interstate traffic is more than ten percent (10%) of the total traffic carried on the Special Access Line.

(C) Verification Information

If a billing dispute arises or a regulatory commission questions the interstate certification for a Special Access Line, the Telephone Company will ask the customer to provide the general information on system design and functionality it uses to determine that the Special Access Line interstate traffic is more than ten percent (10%) of the total traffic carried on the Special Access Line. If the customer has usage information or usage studies which it uses to verify the interstate traffic, the customer shall supply the studies when requested by the Telephone Company. The customer shall supply the data within 30 days of the Telephone Company request.

(TR110)

## ACCESS SERVICE

2. General Regulations (Cont'd)2.3 Obligations of the Customer (Cont'd)2.3.13 Certification of Special Access Services (Lines) As  
Interstate(D) Certification of Existing Lines

Special Access Lines classified as interstate prior to May 1, 1990, will be certified. Users of interstate Special Access Lines will be instructed to inform the Telephone Company no later than 90 days from May 1, 1990, which special access lines classified as interstate do not carry a de minimis amount of interstate traffic and to certify that all other Special Access Lines carry a de minimis amount of interstate traffic.

(TR110)

## ACCESS SERVICE

2. General Regulations (Cont'd)2.4 Payment Arrangements and Credit Allowances2.4.1 Payment of Rates, Charges and Deposits

- (A) The Telephone Company will, in order to safeguard its interests, only require a customer which has a proven history of late payments to the Telephone Company or does not have established credit, to make a deposit prior to or at any time after the provision of a service to the customer to be held by the Telephone Company as a guarantee of the payment of rates and charges. No such deposit will be required of a customer which is a successor of a company which has established credit and has no history of late payments to the Telephone Company. Such deposit may not exceed the actual or estimated rates and charges for the service for a two month period. The fact that a deposit has been made in no way relieves the customer from complying with the Telephone Company's regulations as to the prompt payment of bills. At such time as the provision of the service to the customer is terminated, the amount of the deposit will be credited to the customer's account and any credit balance which may remain will be refunded.

(TR110)

## ACCESS SERVICE

2. General Regulations (Cont'd)2.4 Payment Arrangements and Credit Allowances (Cont'd)2.4.1 Payment of Rates, Charges and Deposits (Cont'd)

## (A) (Cont'd)

Such a deposit will be refunded or credited to the account when the customer has established credit or, in any event, after the customer has established a one-year prompt payment record at any time prior to the termination of the provision of the service to the customer. In case of a cash deposit, for the period the deposit is held by the Telephone Company, the customer will receive interest at the same percentage rate as that set forth in (B)(3)(b)(i) or in (B)(3)(b)(ii), whichever is lower. The rate will be compounded daily for the number of days from the date the customer deposit is received by the Telephone Company to and including the date such deposit is credited to the customer's account or the date the deposit is refunded by the Telephone Company. Should a deposit be credited to the customer's account, as indicated above, no interest will accrue on the deposit from the date such deposit is credited to the customer's account.

- (B) The Telephone Company shall bill on a current basis all charges incurred by and credits due to the customer under this tariff attributable to services established or discontinued during the preceding billing period. In addition, the Telephone Company shall bill in advance charges for all services to be provided during the ensuing billing period except for charges associated with service usage, additional bill copies, and for the Federal Government which will be billed in arrears. The bill day (i.e., the billing date of a bill for a customer for Access Service under this tariff), the period of service each bill covers and the payment date will be as follows:

(TR110)

## ACCESS SERVICE

2. General Regulations (Cont'd)2.4 Payment Arrangements and Credit Allowances (Cont'd)2.4.1 Payment of Rates, Charges and Deposits (Cont'd)

## (B) (Cont'd)

- (1) For End User Access Service and Presubscription Service, the Telephone Company will establish a bill day each month for each end user account or advise the customer in writing of an alternate billing schedule. Alternate billing schedules shall not be established on less than 60 days notice or initiated by the Telephone Company more than twice in any consecutive 12 month period. The bill will cover End User Access Service charges for the ensuing billing period except for End User Access Service for the Federal Government which will be billed in arrears. Any applicable Presubscription Charges, any known unbilled charges for prior periods and any known unbilled adjustments for prior periods for End User Access Service and Presubscription Service will be applied to this bill. Such bills are due when rendered.
- (2) For Service other than End User Access Service and Presubscription Service, the Telephone Company will establish a bill day each month for each customer account or advise the customer in writing of an alternate billing schedule. Alternate billing schedules shall not be established on less than 60 days notice or initiated by the Telephone Company more than twice in any consecutive 12 month period. The bill will cover nonusage sensitive service charges for the ensuing billing period for which the bill is rendered, any known unbilled nonusage sensitive charges for prior periods and unbilled usage charges for the period after the last bill day through the current bill day. Any known unbilled usage charges for prior periods and any known unbilled adjustments will be applied to this

(TR110)

## ACCESS SERVICE

2. General Regulations (Cont'd)2.4 Payment Arrangements and Credit Allowances (Cont'd)2.4.1 Payment of Rates, Charges and Deposits (Cont'd)

(B) (Cont'd)

(2) (Cont'd)

bill. Payment for such bills is due as set forth in (3) following. If payment is not received by the payment date, as set forth in (3) following in immediately available funds, a late payment penalty will apply as set forth in (3) following.

- (3) (a) All bills dated as set forth in (2) preceding for service, other than End User Service and Presubscription Service, provided to the customer by the Telephone Company are due 31 days (payment date) after the bill day or by the next bill date (i.e., same date in the following month as the bill date), whichever is the shortest interval, except as provided herein, and are payable in immediately available funds. If such payment date would cause payment to be due on a Saturday, Sunday or Holiday (i.e., New Year's Day, Martin Luther King, Jr. Day, Independence Day, Labor Day, Thanksgiving Day, Christmas Day, the second Tuesday in November and a day when Washington's Birthday, Memorial Day or Columbus Day is legally observed), payment for such bills will be due from the customer as follows:

If such payment date falls on a Sunday or on a Holiday which is observed on a Monday, the payment date shall be the first non-Holiday day following such Sunday or Holiday. If such payment date falls on a Saturday or on a Holiday which is observed on Tuesday, Wednesday, Thursday or Friday, the payment date shall be the last non-Holiday day preceding such Saturday or Holiday.

(TR110)

## ACCESS SERVICE

2. General Regulations (Cont'd)2.4 Payment Arrangements and Credit Allowances (Cont'd)2.4.1 Payment of Rates, Charges and Deposits (Cont'd)

(B) (Cont'd)

(3) (Cont'd)

(b) Further, if any portion of the payment is received by the Telephone Company after the payment date as set forth in (a) preceding, or if any portion of the payment is received by the Telephone Company in funds which are not immediately available to the Telephone Company, then a late payment penalty shall be due to the Telephone Company. The late payment penalty shall be the portion of the payment not received by the payment date times a late factor. The late factor shall be the lesser of:

(i) the highest interest rate (in decimal value) which may be levied by law for commercial transactions, compounded daily for the number of days from the payment date to and including the date that the IC actually makes the payment to the Telephone Company, or

(ii) 0.000590 per day, compounded daily for the number of days from the payment date to and including the date that the customer actually makes the payment to the Telephone Company.

(TR110)



## ACCESS SERVICE

2. General Regulations (Cont'd)2.4 Payment Arrangements and Credit Allowances (Cont'd)2.4.1 Payment of Rates, Charges and Deposits (Cont'd)

(B) (Cont'd)

(3) (Cont'd)

(c) Billing Disputes Resolved in Favor of the Telephone Company

Late payment charges will apply to amounts withheld pending settlement of the dispute. Late payment charges are calculated as set forth in (b) preceding except that when the customer disputes the bill on or before the payment date and pays the undisputed amount on or before the payment date, the penalty interest period shall not begin until 10 days following the payment date.

(d) Billing Disputes Resolved in Favor of the Customer

If the customer pays the total billed amount and disputes all or part of the amount, the Telephone Company will refund the overpayment. In addition, the Telephone Company will pay penalty interest to the customer. When a claim is filed within 90 days of the due date, the penalty interest period shall begin on the payment date. When a claim is filed more than 90 days after the due date, the penalty interest period shall begin from the date of the claim or the date of overpayment, which ever is later. The penalty interest period shall end on the date that the Telephone Company actually refunds the overpayment to the customer. The penalty interest rate shall be the lesser of:

- (i) the highest interest rate (in decimal value) which may be levied by law for commercial transactions, compounded daily for the number of days from the first date to and including the last date of the period involved, or

(TR110)

## ACCESS SERVICE

2. General Regulations (Cont'd)2.4 Payment Arrangements and Credit Allowances (Cont'd)2.4.1 Payment of Rates, Charges and Deposits (Cont'd)

(B) (Cont'd)

(3)(d)(Cont'd)

(ii) 0.000590 per day, compounded daily for the number of days from the first date to and including the last date of the period involved.

(C) When a payment for Access Service charges billed under this tariff is due to the Telephone Company from the customer as set forth in (B)(3)(a) preceding on the same payment date that a Purchase of Accounts Receivable net purchase amount is due to the customer from the Telephone Company, the Telephone Company may, with at least 31 days notice to the customer, net the payment for customer Access Service Charges with the net purchase amount. The Telephone Company will pay the net amount to the customer in funds which are immediately available on the payment date when such net amount is due to the customer or require the customer to pay to the Telephone Company in funds which are immediately available the net amount when such net amount is due to the Telephone Company. If either party does not make the payment on the payment date, a late payment penalty as set forth in (B)(3)(b) preceding applies.

(D) Adjustments for the quantities of services established or discontinued in any billing period beyond the minimum period set forth for services in other sections of this tariff will be prorated to the number of days or major fraction of days based on a 30 day month. The Telephone Company will, upon request, furnish such detailed information as may reasonably be required for verification of any bill. When a customer requires information related and necessary to verify bills for any and all services, such information will be available upon request without charge and within a reasonable period, in any event no later than the number of days in a normal billing period.

(TR110)

## ACCESS SERVICE

2. General Regulations (Cont'd)2.4 Payment Arrangements and Credit Allowances (Cont'd)2.4.1 Payment of Rates, Charges and Deposits (Cont'd)

- (E) When a rate as set forth in this tariff is shown to more than two decimal places, the charges will be determined using the rate shown. The resulting amount will then be rounded to the nearest penny (i.e., rounded to two decimal places).
- (F) When more than one copy of a customer bill for services provided under the provisions of this tariff is furnished to the customer, an additional charge applies for each copy of the bill as set forth in 13.3.3 following.

2.4.2 Minimum Periods

The minimum period for which services are provided and for which rates and charges are applicable is one month except for those services set forth in 5.2.5(B), 8. and 13.4.2 following and those usage-rated services set forth in Section 6 following.

The minimum period for which service is provided and for which rates and charges are applicable for a Specialized Service or Arrangement provided on an individual case basis as set forth in 12. following, is one month unless a different minimum period is established with the individual case filing.

When a service is discontinued prior to the expiration of the minimum period, charges are applicable, whether the service is used or not, as follows:

- (A) When a service with a one month minimum period is discontinued prior to the expiration of the minimum period, a one month charge will apply at the rate level in effect at the time service is discontinued.
- (B) When a service with a minimum period greater than one month is discontinued prior to the expiration of the minimum period, the applicable charge will be the lesser of (1) the Telephone Company's total nonrecoverable costs less the net salvage value for the discontinued service or (2) the total monthly charges, at the rate level in effect at the time service is discontinued, for the remainder of the minimum period.

(TR110)

## ACCESS SERVICE

2. General Regulations (Cont'd)2.4 Payment Arrangements and Credit Allowances (Cont'd)2.4.3 Cancellation of an Order for Service

Provisions for the cancellation of an order for service are set forth in other applicable sections of this tariff.

2.4.4 Credit Allowance for Service Interruptions(A) General

A service is interrupted when it becomes unusable to the customer because of a failure of a facility component used to furnish service under this tariff, when the service is preempted as a result of invoking NSEP treatment, or in the event that the protective controls applied by the Telephone Company result in the complete loss of service by the customer as set forth in 6.5.1 following. An interruption period starts when an inoperative service is reported to the Telephone Company, and ends when the service is operative.

For purposes of administering the following regulations a major fraction shall mean more than half of the incremental credit period using the unit of time in which the service interruption is measured, i.e., 30 seconds, 1 minute, 1 hour. For example a major fraction for a 30 minute period equals 16 minutes for a 24 hour period equals 12 hours and one minute and for a 5 minute period equals 2 minutes and 31 seconds.

(TR110)

## ACCESS SERVICE

2. General Regulations (Cont'd)2.4 Payment Arrangements and Credit Allowances (Cont'd)2.4.4 Credit Allowance for Service Interruptions (Cont'd)(B) When a Credit Allowance Applies

In case of an interruption to any service, allowance for the period of interruption, if not due to the negligence of the customer, shall be as follows:

- (1) For Special Access Services other than Program Audio and Video Services and for flat-rated Switched Access Service rate elements, no credit shall be allowed for an interruption of less than 30 minutes. The customer shall be credited for an interruption of 30 minutes or more at the rate of 1/1440 of the monthly charges for the facility or service for each period of 30 minutes or major fraction thereof that the interruption continues.

The monthly charges used to determine the credit shall be as follows:

- (a) For two-point services, the monthly charge shall be the total of all the monthly rate element charges associated with the service (i.e., two channel terminations, channel mileage and optional features and functions).

(TR110)

## ACCESS SERVICE

2. General Regulations (Cont'd)2.4 Payment Arrangements and Credit Allowances (Cont'd)2.4.4 Credit Allowance for Service Interruptions (Cont'd)(B) When a Credit Allowance Applies (Cont'd)

## (1) (Cont'd)

(b) For multipoint services, the monthly charge shall be only the total of all the monthly rate element charges associated with that portion of the service that is inoperative (i.e., a channel termination per customer premises, channel mileage and optional features and functions).

(c) For multiplexed services, the monthly charge shall be the total of all the monthly rate element charges associated with that portion of the service that is inoperative. When the facility which is multiplexed or the multiplexer itself is inoperative, the monthly charge shall be the total of all the monthly rate element charges associated with the service and any individual services from the hub. For Special Access, those charges include Channel Termination, Channel Mileage, and Optional Features and Functions. For Switched Access, those Charges include Entrance Facility, Direct Trunked Transport, Multiplexing and Optional Features and Functions such as Add/Drop Multiplexing, Customer Node, and Customer Premises Port.

When the service which rides a channel of the multiplexed facility is inoperative, the monthly charge shall be the total of all the monthly rate element charges associated with that portion of the service from the hub to a customer premises (i.e., channel termination, channel mileage, direct-trunked transport, and optional features and functions).

(TR110)

ACCESS SERVICE

2. General Regulations (Cont'd)

2.4 Payment Arrangements and Credit Allowances (Cont'd)

2.4.4 Credit Allowance for Service Interruptions (Cont'd)

(B) When a Credit Allowance Applies (Cont'd)

(1) (Cont'd)

- (d) For flat-rated Switched Access Service rate elements, the monthly charge shall be the total of all the monthly rate element charges associated with the service (i.e., Entrance Facility, Direct-Trunked Transport and Multiplexing).

(TR110)

## ACCESS SERVICE

2. General Regulations (Cont'd)2.4 Payment Arrangements and Credit Allowances (Cont'd)2.4.4 Credit Allowance for Service Interruptions (Cont'd)(B) When a Credit Allowance Applies (Cont'd)

- (2) For Program Audio and Video Special Access Services, no credit shall be allowed for an interruption of less than 30 seconds. The customer shall be credited for an interruption of 30 seconds or more as follows:
- (a) For two-point services, when monthly rates are applicable, the credit shall be at the rate of 1/8640 of the monthly charges for the service for each period of 5 minutes or major fraction thereof that the interruption continues.
  - (b) For two-point services, when daily rates are applicable, the credit shall be at the rate of 1/288 of the daily charges for the service for each period of 5 minutes or major fraction thereof that the interruption continues.
  - (c) For multipoint services, when monthly rates are applicable, the credit shall be at the rate of 1/8640 of the monthly charges for each channel termination, channel mileage and optional features and functions that are inoperative for each period of 5 minutes or major fraction thereof that the interruption continues.
  - (d) For multipoint services, when daily rates are applicable, the credit shall be at the daily rate of 1/288 of the daily charges for channel termination, channel mileage and optional features and functions that are inoperative for each period of 5 minutes or major fraction thereof that the interruption continues.

(TR110)



ACCESS SERVICE

2. General Regulations (Cont'd)

2.4 Payment Arrangements and Credit Allowances (Cont'd)

2.4.4 Credit Allowance for Service Interruptions (Cont'd)

(B) When a Credit Allowance Applies (Cont'd)

(2) (Cont'd)

- (e) For multipoint services, the credit for the monthly or daily charges includes the charges for the distribution amplifier only when the distribution amplifier is inoperative.
- (f) When two or more interruptions occur during a period of 5 consecutive minutes, such multiple interruptions shall be considered as one interruption.

(TR110)

## ACCESS SERVICE

2. General Regulations (Cont'd)2.4 Payment Arrangements and Credit Allowances (Cont'd)2.4.4 Credit Allowance for Service Interruptions (Cont'd)(B) When a Credit Allowance Applies (Cont'd)

- (3) For Switched Access Service usage-rated elements and Directory Assistance Service, no credit shall be allowed for an interruption of less than 24 hours. The customer shall be credited for an interruption of 24 hours or more at the rate of 1/30 of the monthly rates, or the assumed minutes of use charge, whichever is applicable to the service involved, for each period of 24 hours or major fraction, as specified in 2.4.4 (A) preceding, that the interruption continues.
- (4) The credit allowance(s) for an interruption or for a series of interruptions shall not exceed any monthly rate or assumed minutes of use whichever is applicable for the service interrupted in any one monthly billing period.
- (5) For certain Special Access services (Digital Data Access, D1-D6, and High Capacity, HC1), any period during which the error performance is below that specified for the service will be considered as an interruption.
- (6) Service interruptions for Specialized Services or Arrangements provided under the provisions of 12. following shall be administered in the same manner as those set forth in this section (2.4.4) unless other regulations are specified with the individual case filing.

(TR110)

## ACCESS SERVICE

2. General Regulations (Cont'd)2.4 Payment Arrangements and Credit Allowances (Cont'd)2.4.4 Credit Allowance for Service Interruptions (Cont'd)(C) When a Credit Allowance Does Not Apply

No credit allowance will be made for:

- (1) Interruptions caused by the negligence of the customer.
- (2) Interruptions of a service due to the failure of equipment or systems provided by the customer or others.
- (3) Interruptions of a service during any period in which the Telephone Company is not afforded access to the premises where the service is terminated.
- (4) Interruptions of a service when the customer has released that service to the Telephone Company for maintenance purposes, to make rearrangements, or for the implementation of an order for a change in the service during the time that was negotiated with the customer prior to the release of that service. Thereafter, a credit allowance as set forth in (B) preceding applies.
- (5) Interruptions of a service which continue because of the failure of the customer to authorize replacement of any element of special construction, as set forth in ALLTEL TELEPHONE SYSTEM TARIFF F.C.C. No. 3 for SPECIAL CONSTRUCTION. The period for which no credit allowance is made begins on the seventh day after the customer receives the Telephone Company's written notification of the need for such replacement and ends on the day after receipt by the Telephone Company of the customer's written authorization for such replacement.

(TR110)

## ACCESS SERVICE

2. General Regulations (Cont'd)2.4 Payment Arrangements and Credit Allowances (Cont'd)2.4.4 Credit Allowance for Service Interruptions (Cont'd)(C) When a Credit Allowance Does Not Apply (Cont'd)

(6) Periods when the customer elects not to release the service for testing and/or repair and continues to use it on an impaired basis.

(7) An interruption or a group of interruptions, resulting from a common cause, for amounts less than one dollar.

(D) Use of an Alternative Service Provided by the Telephone Company

Should the customer elect to use an alternative service provided by the Telephone Company during the period that a service is interrupted, the customer must pay the tariffed rates and charges for the alternative service used.

(E) Temporary Surrender of a Service

In certain instances, the customer may be requested by the Telephone Company to surrender a service for purposes other than maintenance, testing or activity relating to a service order. If the customer consents or in the instance of preemption under NSEP treatment as set forth in 2.1.13 preceding, a credit allowance will be granted. The credit allowance will be 1/1440 of the monthly rate for each period of 30 minutes or fraction thereof that the service is surrendered.

In no case will the credit allowance exceed the monthly rate for the service surrendered in any one monthly billing period.

(TR110)

## ACCESS SERVICE

2. General Regulations (Cont'd)2.4 Payment Arrangements and Credit Allowances (Cont'd)2.4.5 Re-establishment of Service Following Fire, Flood or Other Occurrence(A) Nonrecurring Charges Do Not Apply

Charges do not apply for the re-establishment of service following a fire, flood or other occurrence attributed to an Act of God provided that:

- (1) The service is of the same type as was provided prior to the fire, flood or other occurrence.
- (2) The service is for the same customer.
- (3) The service is at the same location on the same premises.
- (4) The re-establishment of service begins within 60 days after Telephone Company service is available. (The 60 day period may be extended a reasonable period if the renovation of the original location on the premises affected is not practical within the allotted time period).

(B) Nonrecurring Charges Apply

Nonrecurring Charges apply for establishing service at a different location on the same premises or at a different premises pending re-establishment of service at the original location.

(TR110)

## ACCESS SERVICE

2. General Regulations (Cont'd)2.4 Payment Arrangements and Credit Allowances (Cont'd)2.4.6 Title or Ownership Rights

- (A) The payment of rates and charges by customers for the services offered under the provisions of this tariff does not assign, confer or transfer title or ownership rights to proposals or facilities developed or utilized, respectively, by the Telephone Company in the provision of such services.

2.4.7 Access Services Provided By More Than One Telephone Company

- (A) When an Access Service is provided by more than one Telephone Company, the Telephone Companies involved will mutually agree upon one of the billing methods as set forth in (1) and (2) following based upon the interconnection arrangements between the Telephone Companies, the availability of measurement capability and the type of service provided. The Telephone Company shall provide notice in writing 30 days in advance of any changes to these billing methods. For Feature Group A the single company billing method would apply and for Feature Groups B, C, and D and Special Access Service, the multiple company billing method applies.

The billing methods for FGA, FGB, FGC, FGD, and Special Access will be in accordance with the MECAB and MECOD standards accepted by the Commission in the FCC Order in CC Docket No. 87-579, Phase II, dated September 28, 1988.

The customer will place the order for the service as set forth in 5.2.8 dependent upon the billing method. The Telephone Company receiving the order or copy of the order from the customer will be responsible for billing the customer.

(TR110)

## ACCESS SERVICE

2. General Regulations (Cont'd)2.4 Payment Arrangements and Credit Allowances (Cont'd)2.4.7 Access Services Provided By More Than One Telephone Company (Cont'd)

## (A) (Cont'd)

## (1) Single Company Billing:

- (a) The Telephone Company receiving the order from the customer, as specified in 5.2.8(A)(1), will arrange to provide the service, determine the applicable charges and bill the customer for the entire service in accordance with its Access Services tariff. All other telephone companies are precluded from billing for the service.

## (2) Multiple Company (Interconnection Point) Billing:

- (a) Each Telephone Company receiving an order or copy of the order from the customer, as specified in 5.2.8(A)(2) following will determine the applicable charges for the portion of the service it provides and bill in accordance with its Access Services tariff as follows:
  - (i) Determine the appropriate Local Transport or Channel Mileage by computing the number of airline miles between the Telephone Company premises (end office, access tandem or serving wire centers for Switched Access or serving wire centers for Special Access) using the V & H method set forth in 6.7.12 and 7.2.4.
  - (ii) Determine the billing percentage (BP), as set forth in EXCHANGE CARRIER ASSOCIATION TARIFF F.C.C. NO. 4, which represents the portion of the service provided by each Telephone Company;

(TR110)

## ACCESS SERVICE

2. General Regulations (Cont'd)2.4 Payment Arrangements and Credit Allowances (Cont'd)2.4.7 Access Services Provided by More Than One Telephone Company (Cont'd)

(A) (Cont'd)

(2) (Cont'd)

(a) (Cont'd)

(iii) For Feature Groups B, C and D Tandem-Switched Transport:

- multiply the number of originating and terminating access minutes of use routed over the facility times the number of airline miles, as set forth in (i) preceding, times the BP for each Telephone Company, as set forth in (ii) preceding, times the Tandem-Switched Facility rate.
- multiply the Tandem-Switched Termination rate times the number of originating and terminating access minutes routed over the facility, then divide by 2.
- multiply the Tandem-Switching Charge rate times the number of originating and terminating access minutes that are switched at the tandem.

(TR110)



## ACCESS SERVICE

2. General Regulations (Cont'd)2.4 Payment Arrangements and Credit Allowances (Cont'd)2.4.7 Access Services Provided by More Than One Telephone Company (Cont'd)

(A) (Cont'd)

(2) (Cont'd)

(a) (Cont'd)

(iv) For Feature Groups B, C and D Direct-Trunked  
Transport:

- multiply the number of airline miles, as set forth in (i) preceding, times the BP for each Telephone Company, as set forth in (ii) preceding, times the Direct-Trunked Facility rate.
- The Direct-Trunked Termination rate is applied as set forth in 6.8.1 following. (Note: The BP is not applied to the Switched Access Direct-Trunked Termination rate.)

(TR110)

## ACCESS SERVICE

2. General Regulations (Cont'd)2.4 Payment Arrangements and Credit Allowances (Cont'd)2.4.7 Access Services Provided by More Than One Telephone Company (Cont'd)

(A) (Cont'd)

(2) (Cont'd)

(a) (Cont'd)

(v) For Feature Groups B, C and D:

- multiply the Residual Interconnection Charge (RIC) rate times the number of originating and terminating access minutes that are switched at the end office. The company that owns the end office is the only company that bills the RIC.
- The Entrance Facility rate and the Multiplexing rate are applied as set forth in 6.8.1 following.
- The Billing Percentage (BP) is not applicable to the Residual Interconnection Charge, Entrance Facility or Multiplexing.

(TR110)

## ACCESS SERVICE

2. General Regulations (Cont'd)2.4 Payment Arrangements and Credit Allowances (Cont'd)2.4.7 Access Services Provided by More Than One Telephone Company  
(Cont'd)

(A) (Cont'd)

(2) (Cont'd)

(a) (Cont'd)

(vi) For Special Access using BP method, multiply the number of airline miles, as set forth in (i) preceding, times the BP for each Telephone Company, as set forth in (ii) preceding, times the Channel Mileage Facility rate. Add the Channel Mileage Termination rate.

(vii) If in any instance three or more Telephone Companies are involved in providing an Access Service, the intermediate Telephone Company(s) will determine the charges as set forth in (iii) through (vi) preceding, except the Channel Mileage Termination rate does not apply at the intermediate Telephone Company(s) offices.

(b) Nonrecurring charges associated with rate elements subject to billing percentages, or to any other methods of division to reflect meet point billing, will be divided among the Telephone Company(s) involved in an analogous manner.

All other appropriate recurring and nonrecurring charges in each Telephone Company's tariff are applicable.

(TR110)

## ACCESS SERVICE

2. General Regulations (Cont'd)2.5 Connections2.5.1 General

Equipment and Systems (i.e., terminal equipment, multiline terminating systems and communications systems) may be connected with Switched and Special Access Service furnished by the Telephone Company where such connection is made in accordance with the provisions specified in Technical Reference Publication AS No. 1 and in 2.1 preceding.

2.5.2 Standard Access Service Connections

Access Services are provided by means of wire, fiber optics, radio or any other suitable technology or a combination thereof. Special Access Service connections are made directly or through a Telephone Company Hub where bridging, multiplexing or Network Reconfiguration Service functions are performed. These connections can either be analog or digital.

2.5.3 Expanded Interconnection

The term "Expanded Interconnection" denotes the provision, to a customer, of space and associated requirements such as power and environmental conditioning within a Telephone Company serving wire center to locate certain basic transmission facilities and equipment. These facilities and equipment may be fiber optic or (where feasible) microwave based. Expanded Interconnection also provides a connection (the Cross-connect) to certain Telephone Company provided services.

Expanded Interconnection will be provided subject to the regulations, rates and charges set forth in Section 8, following.

(TR110)

## ACCESS SERVICE

2. General Regulations2.6 Definitions

Certain terms used herein are defined as follows:

Access Code

The term "Access Code" denotes a uniform seven digit code assigned by the Telephone Company to an individual customer. The seven digit code has the form 950-0XXX, 950-1XXX, or 101XXXX.

Access Minutes

The term "Access Minutes" denotes that usage of exchange facilities in interstate or foreign service for the purpose of calculating chargeable usage.

On the originating end of an interstate or foreign call, usage is measured from the time the originating end user's call is delivered by the Telephone Company to and acknowledged as received by the customer's facilities connected with the originating exchange. On the terminating end of an interstate or foreign call, usage is measured from the time the call is received by the end user in the terminating exchange. Timing of usage at both originating and terminating ends of an interstate or foreign call shall terminate when the calling or called party disconnects, whichever event is recognized first in the originating and terminating exchanges, as applicable.

Access Tandem

The term "Access Tandem" denotes a Telephone Company switching system that provides a concentration and distribution function for originating or terminating traffic between end offices and a customer's premises.

Add/Drop Multiplexing

The term "Add/Drop Multiplexing" denotes a multiplexing function offered in connection with SONET that allows lower level signals to be added or dropped from a high speed optical carrier channel in a wire center. The connection to the add/drop multiplexer is via a channel to a Central Office Port at a specific digital speed (i.e., DS3, DS1, etc.)

Advanced Intelligent Network (AIN)

The term "Advanced Intelligent Network (AIN)" denotes a telecommunications network architecture that uses databases to facilitate call processing, call routing, and network management, allowing carriers to change the routing of both inbound and outbound calls from moment to moment.

Alternate Tandem Switching Provider (ATSP)

The term "Alternate Tandem Switching Provider (ATSP)" denotes any interested third party opting to receive CIC and OZZ Signaling Information from the Telephone Company equal access end office(s) so that this third party can offer tandem switching functions.

(TR110)

## ACCESS SERVICE

2. General Regulations (Cont'd)2.6 Definitions (Cont'd)Answer/Disconnect Supervision

The term "Answer/Disconnect Supervision" denotes the transmission of the switch trunk equipment supervisory signal (off-hook or on-hook) to the customer's point of termination as an indication that the called party has answered or disconnected.

Asymmetrical Digital Subscriber Line (ADSL)

The term "Asymmetrical Digital Subscriber Line" denotes a service that is designed to provide high bandwidth services over the existing copper distribution network.

Attenuation Distortion

The term "Attenuation Distortion" denotes the difference in loss at specified frequencies relative to the loss at 1004 Hz, unless otherwise specified.

Authorized Billing Agent

The term "Authorized Billing Agent" denotes the third party hired by a telecommunications service provider to perform billing and collection services for the telecommunications service provider.

Balance (100 Type) Test Line

The term "Balance (100 Type) Test Line" denotes an arrangement in an end office which provides for balance and noise testing.

Billing Name and Address

The term "Billing Name and Address" denotes the name and address provided to a local exchange company by each of its local exchange customers to which the local exchange company directs bills for its services.

Bit

The term "Bit" denotes the smallest unit of information in the binary system of notation.

(TR110)

## ACCESS SERVICE

2. General Regulations (Cont'd)2.6 Definitions (Cont'd)Business Day

The term "Business Day" denotes the times of day that a company is open for business. Generally, in the business community, these are 8:00 or 9:00 A.M. to 5:00 or 6:00 P.M., respectively, with an hour for lunch, Monday through Friday, resulting in a standard forty (40) hour work week. However, Business Day hours for the Telephone Company may vary based on company policy, union contract and location. To determine such hours for an individual company, or company location, that company should be contacted at the address shown under the Issuing Carrier's name listed on Title Pages 2 through 66 preceding.

Busy Hour Minutes of Capacity (BHMC)

The term "Busy Hour Minutes of Capacity (BHMC)" denotes the customer specified maximum amount of Switched Access Service and/or Directory Assistance Service access minutes the customer expects to be handled in an end office switch during any hour in an 8:00 A.M. to 11:00 P.M. period for the Feature Group and/or Directory Assistance Service ordered. This customer furnished BHMC quantity is the input data the Telephone Company uses to determine the number of transmission paths for the Feature Group and/or Directory Assistance Service ordered.

Cable Space

The term "Cable Space" denotes any passage or opening in, on, under, over or through the serving wire center cable support structure (e.g., electrical metallic tubing, cable vault or alternate splicing chamber, riser support structure, cable runway, etc.) required to bring fiber optic cable to a multiplexing node under Expanded Interconnection.

Call

The term "Call" denotes a customer attempt for which the complete address code (e.g., 0-, 911, or 10 digits) is provided to the serving dial tone office.

(TR110)

## ACCESS SERVICE

2. General Regulations (Cont'd)2.6 Definitions (Cont'd)Carrier Identification Code (CIC)

The term "Carrier Identification Code (CIC)" denotes the caller's interexchange carrier to which the traffic should be directed.

Carrier or Common Carrier

See Interexchange Carrier

CCS

The term "CCS" denotes a hundred call seconds, which is a standard unit of traffic load that is equal to 100 seconds of usage or capacity of a group of servers (e.g., trunks).

Central Office

The term "Central Office" denotes a local Telephone Company switching system where Telephone Exchange Service customer station loops are terminated for purposes of interconnection to each other and to trunks.

Central Office Equipment Technician

The term "Central Office Equipment Technician" denotes a Telephone Company employee who performs installation and/or repair work including testing and trouble isolation, within the Telephone Company Central Office. Included in this category would be Toll Radio Technician, Test Technician, and Toll Terminal Technician.

Central Office Prefix

The term "Central Office Prefix" denotes the first three digits (NXX) of the seven digit telephone number assigned to a customer's Telephone Exchange Service when dialed on a local basis.

(TR110)



## ACCESS SERVICE

2. General Regulations (Cont'd)2.6 Definitions (Cont'd)Channel(s)

The term "Channel(s)" denotes an electrical or photonic, in the case of fiber optic-based transmission systems, communications path between two or more points of termination.

Channel Service Unit

The term "Channel Service Unit" denotes equipment which performs one or more of the following functions: termination of a digital facility, regeneration of digital signals, detection and/or correction of signal format error, and remote loop back.

Channelize

The term "Channelize" denotes the process of multiplexing- demultiplexing wider bandwidth or higher speed channels into narrower band-width or lower speed channels.

Clear Channel Capability

The term "Clear Channel Capability" denotes the ability to transport twenty-four 64 Kbps over a DS1 Mbps High Capacity service via a B8ZS line code format.

C-Message Noise

The term "C-Message Noise" denotes the frequency weighted average noise within an idle voice channel. The frequency weighting, called C-message, is used to simulate the frequency characteristic of the 500-type telephone set and the hearing of the average subscriber.

(TR110)

## ACCESS SERVICE

2. General Regulations (Cont'd)2.6 Definitions (Cont'd)C-Notched Noise

The term "C-Notched Noise" denotes the C-message frequency weighted noise on a voice channel with a holding tone, which is removed at the measuring end through a notch (very narrow band) filter.

Coin Station

The term "Coin Station" denotes a location where Telephone Company equipment is provided in a public or semipublic place where Telephone Company customers can originate telephonic communications and pay the applicable charges by inserting coins into the equipment.

Collect Call

The term "Collect Call" denotes a call for which the calling party requests the interexchange carrier to bill the call to the called party's line number.

Collocation Space

The term "Collocation Space" describes the area in a Telephone Company serving wire center set aside for the exclusive use of an Interconnector purchasing Expanded Interconnection. This space may be enclosed by a wall or cage. Only multiplexing or transmission equipment shall be placed in this space. See Multiplexing Node.

Common Channel Signaling

The term "Common Channel Signaling" (CCS) denotes a high speed packet switched communications network which is separate (out of band) from the public packet switched and message networks. Its purpose is to carry addressed signaling messages for individual trunk circuits and/or database related services between Signaling Points in the CCS network.

(TR110)

## ACCESS SERVICE

2. General Regulations (Cont'd)2.6 Definitions (Cont'd)Common Line

The term "Common Line" denotes a line, trunk, pay telephone line or other facility provided under the general and/or local exchange service tariffs of the Telephone Company, terminated on a central office switch. A common line-residence is a line or trunk provided under the residence regulations of the general and/or local exchange service tariffs. A common line-business is a line provided under the business regulations of the general and/or local exchange service tariffs.

Communications System

The term "Communications System" denotes channels and other facilities which are capable of communications between terminal equipment provided by other than the Telephone Company.

Conduit Space

The term "Conduit Space" denotes any reinforced passage or opening in, on, under, over or through the ground between the feeder route conduit system (interconnection point, e.g., a manhole) and cable vault location capable of containing communications facilities, and includes: cable entrance facilities; main conduit; ducts; inner ducts; sub-duct; gas traps; underground dips such as short sections of conduit under roadway, driveways, parking lots and similar conduit installations; required to bring the Interconnector provided fiber optic cable into the Telephone Company serving wire center under Expanded Interconnection.

Cross-connect

The term "Cross-connect" denotes the connection between the Interconnector's multiplexing node and other tariffed access services of the Telephone Company.

Customer(s)

The term "Customer(s)" denotes any individual, partnership, association, joint-stock company, trust, corporation, or governmental entity or other entity which subscribes to the services offered under this tariff, including both Interexchange Carriers (ICs) and End Users. See "Interconnector."

Customer Designated Premises

The term "Customer Designated Premises" denotes the premises specified by the customer for the provision of Access Service.

(TR110)

## ACCESS SERVICE

2. General Regulations (Cont'd)2.6 Definitions (Cont'd)Customer Message

The term "Customer Message" used herein for Feature Group A Switched Access Service denotes a completed call over an interstate Feature Group A Switched Access Service. A completed call includes both completed calls originated to and terminated from a Feature Group A Switched Access Service. A customer message begins in the originating direction when the off-hook supervision provided by the premise of the ordering customer is received by Telephone Company recording equipment. A customer message begins in the terminating direction when answer supervision is received by Telephone Company recording equipment indicating the called party has answered. A customer message ends in the originating direction when disconnect supervision is received by Telephone Company recording equipment from the premise of the ordering customer. A customer message ends in the terminating direction when disconnect supervision is received by Telephone Company recording equipment from either the premise of the ordering customer or the called party.

The term "Customer Message" used herein for Feature Group C and D Switched Access Service denotes a completed interstate call originated by a customer's end user. A customer message begins when answer supervision from the premise of the ordering customer is received by Telephone Company recording equipment indicating that the called party has answered. A message ends when disconnect supervision is received by Telephone Company recording equipment from either the premise of the ordering customer or the customer's end user premise from which the call originated.

Customer Node

The Term "Customer Node" denotes the equipment located at the customer designated premises that terminates a high speed optical channel.

(TR110)

## ACCESS SERVICE

2. General Regulations (Cont'd)2.6 Definitions (Cont'd)Customer of Record

The term "Customer of Record" denotes the entity who is ultimately responsible for all aspects of the service.

Data Transmission (107 Type) Test Line

The term "Data Transmission (107 Type) Test Line" denotes an arrangement which provides for a connection to a signal source which provides test signals for one-way testing of data and voice transmission parameters.

Decibel

The term "Decibel" denotes a unit used to express relative difference in power, usually between acoustic or electric signals, equal to ten (10) times the common logarithm of the ratio of two signal powers.

(TR110)

## ACCESS SERVICE

2. General Regulations (Cont'd)2.6 Definitions (Cont'd)Decibel Reference Noise C-Message Weighting

The term "Decibel Reference Noise C-Message Weighting" denotes noise power measurements with C-Message Weighting in decibels relative to a reference 1000 Hz tone of 90 dB below 1 milliwatt.

Decibel Reference Noise C-Message Referenced to 0

The term "Decibel Reference Noise C-Message Referenced to 0" denotes noise power in "Decibel Reference Noise C-Message Weighting" referred to or measured at a zero transmission level point.

Density Pricing Zone

The term "Density Pricing Zone" denotes the group of serving wire centers to which a serving wire center has been assigned for traffic density-related pricing of specific access services. Serving wire centers are assigned to a zone based upon traffic density. The rate for a specific service may differ between zones.

Detail Billing

The term "Detail Billing" denotes the listing of each message and/or rate element for which charges to a customer are due on a bill prepared by the Telephone Company.

Digital Switched 56 Service

A switched access optional feature available with Feature Group D Access, which provides for data transmission at up to 56 Kilobits per second.

Directory Assistance (Interstate)

The term "Directory Assistance" denotes the provision of telephone numbers by a Telephone Company operator when the operator location is accessed by a customer by dialing NPA + 555-1212 or 555-1212.

(TR110)

## ACCESS SERVICE

2. General Regulations (Cont'd)2.6 Definitions (Cont'd)Directory Assistance Location (Interstate)

The term "Directory Assistance Location" denotes a Telephone Company office where telephone company equipment first receives the Directory Assistance call from the customer's end user and selects the first operator position to respond to the Directory Assistance call.

Direct-Trunked Transport

The term "Direct-Trunked Transport" denotes transport from the serving wire center (SWC) to the end office (EO) or from the SWC to the access tandem on circuits dedicated to the use of a single customer without switching at the tandem.

Dual Tone Multifrequency Address Signaling

The term "Dual Tone Multifrequency Address Signaling" denotes a type of signaling that is an optional feature of Switched Access Feature Group A. It may be utilized when Feature Group A is being used in the terminating direction (from the point of termination with the customer to the local exchange end office). An office arranged for Dual Tone Multifrequency Signaling would expect to receive address signals from the customer in the form of Dual Tone Multifrequency signals.

Echo Control

The term "Echo Control" denotes the control of reflected signals in a telephone transmission path.

Echo Path Loss

The term "Echo Path Loss" denotes the measure of reflected signal at a 4-wire point of interface without regard to the send and receive Transmission Level Point.

Echo Return Loss

The term "Echo Return Loss" denotes a frequency weighted measure of return loss over the middle of the voiceband (approximately 500 to 2500 Hz), where talker echo is most annoying.

(TR110)

## ACCESS SERVICE

2. General Regulations (Cont'd)2.6 Definitions (Cont'd)Effective 2-Wire

The term "Effective 2-Wire" denotes a condition which permits the simultaneous transmission in both directions over a channel, but it is not possible to insure independent information transmission in both directions. Effective 2-wire channels may be terminated with 2-wire or 4-wire interfaces.

Effective 4-Wire

The term "Effective 4-Wire" denotes a condition which permits the simultaneous independent transmission of information in both directions over a channel. The method of implementing effective 4-wire transmission is at the discretion of the Telephone Company (physical, time domain, frequency-domain separation or echo cancellation techniques). Effective 4-wire channels may be terminated with a 2-wire interface at the customer's premises. However, when terminated 2-wire, simultaneous independent transmission cannot be supported because the two wire interface combines the transmission paths into a single path.

8XX

The term "8XX" denotes the toll free Service Access Codes (SAC). Along with the current toll free 800 and 888 SAC, 822, 833, 844, 855, 866 and 877 SACs have been reserved by the telecommunications industry for the expansion of toll free access service.

(TR110)



## ACCESS SERVICE

2. General Regulations (Cont'd)2.6 Definitions (Cont'd)End Office Switch

The term "End Office Switch" denotes a local Telephone Company switching system where Telephone Exchange Service customer station loops are terminated for purposes of interconnection to trunks. Included are Remote Switching Modules and Remote Switching Systems served by a Host Central Office in a different wire center.

End User

The term "End User" means any customer of an interstate or foreign telecommunications service that is not a carrier, except that a carrier other than a telephone company shall be deemed to be an "end user" when such carrier uses a telecommunications service for administrative purposes, and a person or entity that offers telecommunications service exclusively as a reseller shall be deemed to be an "end user" if all resale transmissions offered by such reseller originate on the premises of such reseller.

Entrance Facilities

The term "Entrance Facilities" denotes Switched Access Service dedicated transport from the customer's point of demarcation to the serving wire center.

Entry Switch

See First Point of Switching

(TR110)

## ACCESS SERVICE

2. General Regulations (Cont'd)2.6 Definitions (Cont'd)Envelope Delay Distortion

The term "Envelope Delay Distortion" denotes a measure of the linearity of the phase versus frequency of a channel.

Equal Level Echo Path Loss

The term "Equal Level Echo Path Loss" (ELEPL) denotes the measure of Echo Path Loss (EPL) at a 4-wire interface which is corrected by the difference between the send and receive Transmission Level Point (TLP). [ELEPL = EPL - TLP (send) + TLP (receive)]

Exchange

The term "Exchange" denotes a unit generally smaller than a local access and transport area, established by the Telephone Company for the administration of communications service in a specified area which usually embraces a city, town or village and its environs. It consists of one or more central offices together with the associated facilities used in furnishing communications service within that area. The exchange includes any Extended Area Service area that is an enlargement of a Telephone Company's exchange area to include nearby exchanges. One or more designated exchanges comprise a given local access and transport area.

(TR110)

## ACCESS SERVICE

2. General Regulations (Cont'd)2.6 Definitions (Cont'd)Exit Message

The term "Exit Message" denotes an SS7 message sent to an end office by the Telephone Company's tandem switch to mark the Carrier Connect Time when the Telephone Company's tandem switch sends an Initial Address Message to an interexchange customer.

Expanded Interconnection Service

The term "Expanded Interconnection Service" denotes the provision of space in Telephone Company manholes, conduits, cable vault, risers, cable runways, and serving wire centers to an interconnector for the express purpose of providing a fiber optic or microwave (where feasible) connection within the Telephone Company serving wire center between Telephone Company provided Access Services and Interconnector provided facilities and equipment.

Expanded Interconnection Service Interconnection Point

The term "Expanded Interconnection Service Interconnection Point" denotes the point at which an Interconnector's facilities enter the Telephone Company's facilities. For underground conduit this would be the manhole nearest the office. For microwave facilities (if feasible) this would be the point at which an antenna would be mounted along with the associated waveguide equipment. For all other facilities to serving wire centers, this shall be a point immediately adjacent to the serving wire center determined by the Telephone Company.

Expected Measured Loss

The term "Expected Measured Loss" denotes a calculated loss which specifies the end-to-end 1004-Hz loss on a terminated test connection between two readily accessible manual or remote test points. It is the sum of the inserted connection loss and test access loss including any test pads.

Extended Area Service

(See Definition of Exchange.)

(TR110)

## ACCESS SERVICE

2. General Regulations (Cont'd)2.6 Definitions (Cont'd)Field Identifier

The term "Field Identifier" denotes two to four characters that are used on service orders to convey specific instructions. Field Identifiers may or may not have associated data. Selected Field Identifiers are used in Telephone Company billing systems to generate nonrecurring charges.

First Point of Switching

The term "First Point of Switching" denotes the first Telephone Company location at which switching occurs on the terminating path of a call proceeding from the customer premises to the terminating end office and, at the same time, the last Telephone Company location at which switching occurs on the originating path of a call proceeding from the originating end office to the customer premises.

Floor Space

The term "Floor Space" denotes an area in a Telephone Company serving wire center set aside for the exclusive use of an Interconnector purchasing Expanded Interconnection. See "Multiplexing Node."

Frequency Shift

The term "Frequency Shift" denotes the change in the frequency of a tone as it is transmitted over a channel.

Grandfathered

The term "Grandfathered" denotes Terminal Equipment, Multiline Terminating Systems and Protective Circuitry directly connected to the facilities utilized to provide services under the provisions of this tariff, and which are considered grandfathered under Part 68 of the F.C.C.'s Rules and Regulations.

Host Central Office

The term "Host Central Office" denotes an electronic switching unit containing the central call processing functions which service the Host Central Office and its Remote Switching Systems or Remote Switching Modules.

Host Office

The term "Host Office" denotes an electronic switching system which provides call processing capabilities for one or more Remote Switching Modules or Remote Switching Systems.

(TR110)

## ACCESS SERVICE

2. General Regulations (Cont'd)2.6 Definitions (Cont'd)Hub Location

The term "Hub Location" denotes a Telephone Company designated serving Wire Center at which bridging or multiplexing functions are performed.

Hunt Group Arrangement

The term "Hunt Group Arrangement" denotes the ability to sequentially access one of two or more line side connections in the originating direction, when the access code of the line group is dialed.

Immediately Available Funds

The term "Immediately Available Funds" denotes a corporate or personal check drawn on a bank account and funds which are available for use by the receiving party on the same day on which they are received and include U.S. Federal Reserve bank wire transfers, U.S. Federal Reserve notes (paper cash), U.S. coins, U.S. Postal Money Orders and New York Certificates of Deposit.

Impedance Balance

The term "Impedance Balance" denotes the method of expressing Echo Return Loss and Singing Return Loss at a 4-wire interface whereby the gains and/or loss of the 4-wire portion of the transmission path, including the hybrid, are not included in the specification.

(TR110)

## ACCESS SERVICE

2. General Regulations (Cont'd)2.6 Definitions (Cont'd)Impulse Noise

The term "Impulse Noise" denotes any momentary occurrence of the noise on a channel over a specified level threshold. It is evaluated by counting the number of occurrences which exceed the threshold.

Individual Case Basis

The term "Individual Case Basis" denotes a condition in which the regulations, if applicable, rates and charges for an offering under the provisions of this tariff are developed based on the circumstances in each case.

Initial Address Message

The term "Initial Address Message" denotes an SS7 message sent in the forward direction to initiate trunk set up, reserve an outgoing trunk and process the information about that trunk along with other data relating to the routing and handling of the call to the next switch.

Inserted Connection Loss

The term "Inserted Connection Loss" denotes the 1004 Hz power difference (in dB) between the maximum power available at the originating end and the actual power reaching the terminating end through the inserted connection.

Installation and Repair Technician

The term "Installation and Repair Technician" denotes a Telephone Company employee who performs installation and/or repair work, including testing and trouble isolation, outside of the Telephone Company Central Office and generally at the customer's designated premises. Included in this category would be Toll Radio Tech., Special Services Tech., Teletype Tech., and Combination Tech.

Interconnection Point

See Expanded Interconnection Service Interconnection Point;  
See Multiple Company Interconnection Point.

(TR110)

## ACCESS SERVICE

2. General Regulations (Cont'd)2.6 Definitions (Cont'd)Interconnector

The term "Interconnector" denotes any customer of the Telephone Company who purchases Expanded Interconnection Service (EIS) and provides fiber optic or microwave facilities through a Telephone Company interconnection point for connection to Interconnector owned or leased equipment located in the Telephone Company's Serving wire center.

Interconnector's Facilities

The term "Interconnector's Facilities" denotes the telecommunications fiber optic cables, equipment and microwave equipment owned or leased by the Interconnector, whether installed by the Telephone Company or the Interconnector, for the sole use of the Interconnector in connection with equipment installed within its multiplexing node.

Interexchange Carrier (IC) or Interexchange Common Carrier

The terms "Interexchange Carrier" (IC) or "Interexchange Common Carrier" denotes any individual, partnership, association, joint-stock company, trust, governmental entity or corporation engaged for hire in interstate or foreign communication by wire or radio, between two or more exchanges.

Intermodulation Distortion

The term "Intermodulation Distortion" denotes a measure of the nonlinearity of a channel. It is measured using four tones, and evaluating the ratios (in dB) of the transmitted composite four-tone signal power to the second-order products of the tones (R2), and the third-order products of the tones (R3).

Interstate Communications

The term "Interstate Communications" denotes both interstate and foreign communications.

Intrastate Communications

The term "Intrastate Communications" denotes any communications within a state subject to oversight by state regulatory commission as provided by the laws of the state involved.

(TR110)

## ACCESS SERVICE

2. General Regulations (Cont'd)2.6 Definitions (Cont'd)Line Side Connection

The term "Line Side Connection" denotes a connection of a transmission path to the line side of a local exchange switching system.

Local Access and Transport Area

The term "Local Access and Transport Area" denotes a geographic area established for the provision and administration of communications service. It encompasses one or more designated exchanges, which are grouped to serve common social, economic and other purposes.

Local Number portability (LNP)

The term "Local Number Portability (LNP)" denotes the ability of an end user of local exchange telecommunications service to retain an existing telephone number without impairment of quality, reliability, or convenience when switching from one local exchange telecommunications carrier to another.

Location Routing Number (LRN)

The term "Location Routing Number (LRN)" denotes a unique NPA-NXX-XXXX that serves as a routing number associated with a central office switch that has subscribers that have transferred their telephone numbers from one local exchange telecommunications carrier to another.

Local Tandem Switch

The term "Local Tandem Switch" denotes a local Telephone Company switching unit by which local or access telephonic communications are switched to and from an End Office Switch.

Loop Around Test Line

The term "Loop Around Test Line" denotes an arrangement utilizing a Telephone Company central office to provide a means to make certain two-way transmission tests on a manual basis. This arrangement has two central office terminations, each reached by means of separate telephone numbers and does not require any specific customer premises equipment. Equipment subject to this test arrangement is at the discretion of the customer.

(TR110)



## ACCESS SERVICE

2. General Regulations (Cont'd)2.6 Definitions (Cont'd)Loss Deviation

The term "Loss Deviation" denotes the variation of the actual loss from the designed value.

Manhole

The term "Manhole" denotes an underground enclosure where conduit(s) are terminated and which provides ready access to conduit system.

Media Stimulated Mass Calling Events

The term "Media Stimulated Mass Calling Events" denotes the use of Switched Access Service for calls to 800, 900, etc. telephone numbers in response to television and radio advertising for which a substantial call volume is anticipated during a short period of time. Media stimulated mass calling is highly peaked and often used in conjunction with call counting services for public opinion polls, marketing surveys, etc.

Meet Point

See Multiple Company Interconnection Point.

Message

The term "Message" denotes a "call" as defined preceding.

(TR110)

## ACCESS SERVICE

2. General Regulations (Cont'd)2.6 Definitions (Cont'd)Milliwatt (102 Type) Test Line

The term "Milliwatt (102 Type) Test Line" denotes an arrangement in an end office which provides a 1004 Hz tone at 0 dBm0 for one-way transmission measurements towards the customer's premises from the Telephone Company end office.

Multifrequency (MF) Address Signaling

The term "Multifrequency (MF) Address Signaling" denotes a signaling method in which a combination of two out of six voiceband frequencies are used to represent a digit or a control signal.

Multiple Company Interconnection Point

The term "Multiple Company Interconnection Point" denotes a point in the Telephone Company's territory where its facilities meet and connect with the facilities of another telephone company. This point is used in determining the Billing Percentages for access service.

Multiplexing Node

The term "Multiplexing Node" denotes the area in a Telephone Company serving wire center set aside for the exclusive use of an Interconnector purchasing Physical Collocation Expanded Interconnection Service. This space may be enclosed by a wall or cage. The sole purpose of this multiplexing node is to allow the Interconnector to install, maintain, and operate only basic multiplexing or transmission equipment owned or leased by the Interconnector.

The Telephone Company shall permit the Interconnector to connect fiber optic or microwave (where feasible) facilities to such Interconnector owned equipment within the multiplexing node. The size and dimensions of the multiplexing node shall be designated by the Telephone Company, as conditions permit. A good faith effort shall be made to accommodate specific requirements of the Interconnector.

N-1 Carrier

The term "N-1 Carrier" denotes the telecommunications carrier, prior to the terminating carrier, responsible for querying an LNP database to determine the routing of a call for a number portable NXX code.

(TR110)

## ACCESS SERVICE

2. General Regulations (Cont'd)2.6 Definitions (Cont'd)National Security Emergency Preparedness (NSEP) Services

The term "National Security Emergency Preparedness (NSEP) Services" denotes telecommunications services which are used to maintain a state of readiness or to respond to and manage any event or crises (local, national or international), which causes or could cause injury or harm to the population, damage to or loss of property, or degrades or threatens the NSEP posture of the United States.

Network Control Signaling

The term "Network Control Signaling" denotes the transmission of signals used in the telecommunications system which perform functions such as supervision (control, status, and charge signals), address signaling (e.g., dialing), calling and called number identifications, rate of flow, service selection error control and audible tone signals (call progress signals indicating re-order or busy conditions, alerting, coin denominations, coin collect and coin return tones) to control the operation of the telecommunications system.

Non-Primary Residential Line

The term "Non-Primary Residential Line" denotes any residential subscriber line(s) that are in addition to a Primary Residential Line at the same service location. The Non-Primary rate will be assessed on all Non-Primary Residential Lines.

Nonsynchronous Test Line

The term "Nonsynchronous Test Line" denotes an arrangement in step-by-step end offices which provides operational tests which are not as complete as those provided by the synchronous test lines, but can be made more rapidly.

North American Numbering Plan

The term "North American Numbering Plan" denotes a three-digit area (Numbering Plan Area) code and a seven-digit telephone number made up of a three-digit Central Office code plus a four-digit station number.

NSEP Treatment

The term "NSEP Treatment" denotes the provisioning of a telecommunications service before others based on the provisioning priority level assigned by the Executive Office of the President.

Off-hook

The term "Off-hook" denotes the active condition of Switched Access or a Telephone Exchange Service line.

On-Hook

The term "On-hook" denotes the idle condition of Switched Access or a Telephone Exchange Service line.

(TR110)

## ACCESS SERVICE

2. General Regulations (Cont'd)2.6 Definitions (Cont'd)Open Circuit Test Line

The term "Open Circuit Test Line" denotes an arrangement in an end office which provides an ac open circuit termination of a trunk or line by means of an inductor of several Henries.

Optical Carrier Channel

The term "Optical Carrier Channel" denotes the high speed optical communications path for transporting information utilizing a Synchronous Optical Channel platform. The channel is provided at transmission rates of 155.52 Mbps (OC3) and 622.08 Mbps (OC12).

Optical Carrier Rate (OC-N)

The term "Optical Carrier Rate (OC-N)" denotes the line rate being transmitted on an optical carrier channel. A SONET transmission rate is equivalent to "N" times the OC1 line rate of 51.84 Mbps.

Optical Carrier Rate Concatenated

The term "Optical Carrier Rate Concatenated" denotes the transmission of a combined signal formed by linking together multiple individual signals.

Optical Line Termination

The term "Optical Line Termination" denotes the network interface on the customer designated premises equipment that provides for an optical handoff.

Originating Direction

The term "Originating Direction" denotes the use of access service for the origination of calls from an End User Premises to an IC Premises.

OZZ Digits

The term "OZZ Digits" denotes the domestic call type (e.g., 1+), and thus the specific trunk group onto which a particular call should be routed.

Pay Telephone

The term "Pay Telephone" denotes Telephone Company provided instruments and related facilities that are available to the general public for public convenience and necessity, including public and semipublic telephones, and coinless telephones.

Permanent Virtual Circuit (PVC)

The term "Permanent Virtual Circuit" denotes a virtual circuit that provides the equivalent of a dedicated private line service.

(TR110)

## ACCESS SERVICE

2. General Regulations (Cont'd)2.6 Definitions (Cont'd)Phase Jitter

The term "Phase Jitter" denotes the unwanted phase variations of a signal.

Physical Collocation

The term "Physical Collocation" denotes the provision of an area in a Telephone Company serving wire center that is dedicated to the use of an Interconnector. Physical Collocation allows the Interconnector to install and maintain its own transmission facilities (fiber optic or microwave), and multiplexing equipment. Connection to other services of the Telephone Company is made through a cross-connect.

Point of Termination

The term "Point of Termination" denotes the point of demarcation within a customer-designated premises at which the Telephone Company's responsibility for the provision of Access Service ends.

Premises

The term "Premises" denotes a building or buildings on continuous property (except Railroad Right-of-Way, etc.) not separated by a public highway.

Primary Residential Line

The term "Primary Residential Line" denotes a residential subscriber line associated with a unique service location, which constitutes any, or all, of the following: the only subscriber line and the first installed subscriber line. The Primary rate is assessed on Primary Residential Lines.

Query

The term "Query" denotes the inquiry to a data base to obtain information, processing instructions or service data.

Rate Zone

See Density Pricing Zone.

Release Message

The term "Release Message" denotes an SS7 Message sent in either direction to indicate that a specific circuit is being released.

Remote Switching Modules

The term "Remote Switching Modules and/or Remote Switching Systems" denotes small, remotely controlled electronic end office switches which obtain their call processing capability from an ESS-type Host Office. The Remote Switching Modules and/or Remote Switching Systems cannot accommodate direct trunks to an IC.

(TR110)

## ACCESS SERVICE

2. General Regulations (Cont'd)2.6 Definitions (Cont'd)Return Loss

The term "Return Loss" denotes a measure of the similarity between the two impedances at the junction of two transmission paths. The higher the return loss, the higher the similarity.

Registered Equipment

The term "Registered Equipment" denotes the customer's premises equipment which complies with and has been approved within the Registration Provisions of Part 68 of the F.C.C.'s Rules and Regulations.

Service Access Code SAC

The term "Service Access Code" denotes a 3 digit code in the NPA format which is used as the first three digits of a 10 digit address and which is assigned for special network uses. Whereas NPA codes are normally used for identifying specific geographical areas, certain Service Access Codes have been allocated in the North American Numbering Plan to identify generic services or to provide access capability. Examples of Service Access Codes include the 500, 700, 800 and 900 codes.

Service Switching Point (SSP)

A Service Switching Point denotes an end office or tandem which, in addition to having SS7 and SP capabilities, is also equipped to query centralized data bases.

Serving Wire Center

The term "Serving Wire Center" denotes the wire center from which the customer designated premises would normally obtain dial tone from the Telephone Company.

Seven Digit Manual Test Line

The term "Seven Digit Manual Test Line" denotes an arrangement which allows the Customer to select balance, milliwatt and synchronous test lines by manually dialing a seven digit number over the associated access connection.

Shortage of Facilities or Equipment

The term "Shortage of Facilities or Equipment" denotes a condition which occurs when the Telephone Company does not have appropriate cable, switching capacity, bridging or, multiplexing equipment, etc., necessary to provide the Access service requested by the customer.

(TR110)

## ACCESS SERVICE

2. General Regulations (Cont'd)2.6 Definitions (Cont'd)Short Circuit Test Line

The term "Short Circuit Test Line" denotes an arrangement in an end office which provides for an ac short circuit termination of a trunk or line by means of a capacitor of at least four microfarads.

Signal-to-C-Notched Noise Ratio

The term "Signal-to-C-Notched Noise Ratio" denotes the ratio in dB of a test signal to the corresponding C-Notched Noise.

Signaling Point (SP)

The term "Signaling Point (SP)" denotes an SS7 network interface element capable of originating and terminating SS7 trunk signaling messages.

Signaling System 7 (SS7)

The term "Signaling System 7 (SS7)" denotes the layered protocol used for standardized common channel signaling in the United States and Puerto Rico.

Signal Transfer Point (STP)

The term "Signal Transfer Point (STP)" denotes a packet switch which provides access to the Telephone Company's SS7 network and performs SS7 message signal routing and screening.

Signal Transfer Point (STP) Port

The term "Signal Transfer Point (STP) Port" denotes the point of termination and interconnection to the STP.

(TR110)

## ACCESS SERVICE

2. General Regulations (Cont'd)2.6 Definitions (Cont'd)Singing Return Loss

The term "Singing Return Loss" denotes the frequency weighted measure of return loss at the edges of the voiceband (200 to 500 Hz and 2500 to 3200 Hz), where singing (instability) problems are most likely to occur.

Subtending End Office of an Access Tandem

The term "Subtending End Office of an Access Tandem" denotes an end office that has final trunk group routing through that tandem.

Synchronous Optical Network (SONET)

The term "Synchronous Optical Network (SONET)" denotes a North American Standard for high speed synchronous optical channels having minimum transmission rates of 51.84 Mbps. The standard SONET optical carrier rates of 51.84 Mbps is called OC1; the equivalent electrical signal rate is called STS-1. SONET standardizes higher transmission bit rates, "OCN", as exact multiples of OC1 (Nx51.84 Mbps). For example, OC3 equals 3 X 51.84 Mbps.

Synchronous Test Line

The term "Synchronous Test Line" denotes an arrangement in an end office which performs marginal operational tests of supervisory and ring-tripping functions.

Synchronous Transport Signal (STS)

The term "Synchronous Transport Signal (STS)" denotes a 51.84 Mbps electrical signal used within the SONET optical carrier network. The signal consists on the information content and the overhead used by SONET. The overhead is used for controlling, framing, and maintaining the STS signal so it can be directly connected to other SONET carrier channels. STS signals are in exact multiples of 51.84 Mbps. (STS-1 is 51.84 Mbps, STS-3 is 155.52 Mbps, etc.).

Tandem-Switched Transport

The term "Tandem-Switched Transport" denotes transport from the serving wire center (SWC) to the end office (EO) or from the tandem to the EO that is switched at a tandem switch. Tandem-switched transport between a SWC and an EO consists of circuits dedicated to the use of a single customer from the SWC to the tandem (although this dedicated link will not exist if the SWC and the tandem are located in the same place) and circuits used in common by multiple customers from the tandem to the EO.

Telecommunications Service Priority (TSP) System

The term "Telecommunications Service Priority (TSP) System" or "TSP System" or "NSEP TSP System" refers to the regulatory, administrative and operational system authorizing and providing for priority treatment (i.e., the provisioning and restoration) of NSEP Services.

(TR110)



ACCESS SERVICE

2. General Regulations (Cont'd)

2.6 Definitions (Cont'd)

Telecommunications Service Provider

The term "Telecommunications Service Provider" denotes interexchange carriers, operator service providers, enhanced service providers, and any other providers of telecommunications services.

Terminating Direction

The term "Terminating Direction" denotes the use of Access Service for the completion of calls from an IC premise to an End User Premise.

Third Party Call

The term "Third Party Call" denotes a call for which the calling party requests the interexchange carrier to bill the call to the line number of the third party.

(TR110)

## ACCESS SERVICE

2. General Regulation (Cont'd)2.6 Definitions (Cont'd)Transmission Measuring (105 Type) Test Line/Responder

The term "Transmission Measuring (105 Type) Test Line/Responder" denotes an arrangement in an end office which provides far-end access to a responder and permits two-way loss and noise measurements to be made on trunks from a near end office.

Transmission Path

The term "Transmission Path" denotes an electrical path capable of transmitting signals within the range of the service offering, e.g., a voice grade transmission path is capable of transmitting voice frequencies within the approximate range of 300 to 3000 Hz. A transmission path is comprised of physical or derived facilities consisting of any form or configuration of plant typically used in the telecommunications industry.

Trunk

The term "Trunk" denotes a communications path connecting two switching systems in a network, used in the establishment of an end-to-end connection.

Trunk Group

The term "Trunk Group" denotes a set of trunks which are traffic engineered as a unit for the establishment of connections between switching systems in which all of the communications paths are interchangeable.

Trunk Side Connection

The term "Trunk Side Connection" denotes the connection of a transmission path to the trunk side of a local exchange switching system.

(TR110)

## ACCESS SERVICE

2. General Regulations (Cont'd)2.6 Definitions (Cont'd)Two-Wire to Four-Wire Conversion

The term "Two-Wire to Four-Wire Conversion" denotes an arrangement which converts a four-wire transmission path to a two-wire transmission path to allow a four-wire facility to terminate in a two-wire entity (e.g., a central office switch).

Uniform Service Order Code

The term "Uniform Service Order Code" denotes a three or five character alphabetic, numeric, or an alphanumeric code that identifies a specific item of service or equipment. Uniform Service Order Codes are used in the Telephone Company billing system to generate recurring rates and nonrecurring charges.

V and H Coordinates Method

The term "V and H coordinates Method" denotes a method of computing airline miles between two points by utilizing an established formula which is based on the vertical and horizontal coordinates of the two points.

Virtual Collocation

The term "Virtual Collocation" denotes the interconnection, at a specified Expanded Interconnection Service Interconnection Point, of Interconnector owned or leased fiber optic or microwave (where feasible) facilities to equipment specified by the Interconnector. The Telephone Company shall purchase, own, install and maintain this equipment to the same standards as its own equipment. The Interconnector shall fully compensate the Telephone Company for such purchase, ownership, installation and maintenance. Connection to other services of the Telephone Company is made through a Cross-connect.

WATS Serving Office

The term "WATS Serving Office" denotes a Telephone Company designated serving wire center where switching, screening and/or recording functions are performed in connection with the closed-end of WATS or WATS-type services.

Wire Center

The term "Wire Center" denotes a building in which one or more central offices, used for the provision of Telephone Exchange Services, are located.

(TR110)

## ACCESS SERVICE

3. Carrier Common Line Access Service

The Telephone Company will provide Carrier Common Line Access Service (Carrier Common Line Access) to customers in conjunction with Switched Access Service provided in Section 6. of this tariff.

3.1 General Description

Carrier Common Line Access provides for the use of end users' Telephone Company provided common lines by customers for access to such end users to furnish Interstate Communications.

Premium Access is (1) Switched Access Service provided to customers under this tariff which furnish interstate MTS/WATS, and (2) Switched Access Service in an end office converted to equal access.

Non-Premium Access is Switched Access Service provided in an end office not yet converted to equal access to customers that do not furnish interstate MTS/WATS.

A Special Access Surcharge, as set forth in 7.3.5 following, will apply to interstate special access service provided by the Telephone Company to a customer, in accordance with regulations as set forth in 7.3 following.

(TR110)

## ACCESS SERVICE

3. Carrier Common Line Access Service (Cont'd)3.2 Limitations3.2.1 Exclusions

Neither a telephone number nor detail billing are provided with Carrier Common Line Access. Additionally, directory listings and intercept arrangements are not included in the rates and charges for Carrier Common Line Access.

3.2.2 Access Groups

All line side connections provided in the same access group will be limited to the same features and operating characteristics.

All trunk side connections provided in the same access group will be limited to the same features and operating characteristics.

3.2.3 WATS Access Lines

Where Switched Access Services are connected with Special Access Services at Telephone Company Designated WATS Serving Offices for the provision of WATS or WATS-type Services, Switched Access Service minutes which are carried on that end of the service (i.e., originating minutes for outward WATS and WATS-type services and terminating minutes for inward WATS and WATS-type services) shall not be assessed Carrier Common Line Access per minute charges with the following exception. Carrier Common Line Access per minute charges shall apply when Feature Group A or Feature Group B switched access is ordered from a non-equal access telephone company office that does not have measurement capabilities and the assumed average access minutes, as set forth in the exchange carrier's access tariff, are used.

(TR110)

## ACCESS SERVICE

3. Carrier Common Line Access Service (Cont'd)3.3 Undertaking of the Telephone Company3.3.1 Provision of Service

Where the customer is provided Switched Access Service under Section 6 of this tariff, the Telephone Company will provide the use of Telephone Company common lines by a customer for access to end users at rates and charges as set forth in 3.9.1 following.

3.3.2 Interstate and Intrastate Use

The Switched Access Service provided by the Telephone Company includes the Switched Access Service provided for both inter state and intrastate communications. The Carrier Common Line Access rates and charges as set forth in 3.9.1 following apply to interstate Switched Access Service access minutes in accordance with the rate regulations as set forth in 3.8.4 following (Percent Interstate Use - PIU).

3.4 Obligations of the Customer3.4.1 Switched Access Service Requirement

The Switched Access Service associated with Carrier Common Line Access shall be ordered by the customer under other sections of this tariff.

3.4.2 Supervision

The customer facilities at the premises of the ordering customer shall provide the necessary on-hook and off-hook supervision.

(TR110)

## ACCESS SERVICE

3. Carrier Common Line Access Service (Cont'd)3.5 Determination of Usage Subject to Carrier Common Line Access Charges

Except as set forth herein, all Switched Access Service provided to the customer will be subject to Carrier Common Line Access charges.

3.5.1 Determination of Jurisdiction

When the customer reports interstate and intrastate use of Switched Access Service, the associated Carrier Common Line Access used by the customer for interstate will be determined as set forth in 3.8.4 following (Percent Interstate Use-PIU).

3.5.2 Cases Involving Usage Recording By the Customer

Where Feature Group C end office switching is provided with out Telephone Company recording and the customer records minutes of use used to determine Carrier Common Line Access charges (i.e., Feature Group C operator and calls such as pay telephone send-paid, operator-DDD, operator-person, collect, credit-card, third number and/or other like calls), the customer shall furnish such minutes of use detail to the Telephone Company in a timely manner. If the customer does not furnish the data, the customer shall identify all Switch ed Access Services which could carry such calls in order for the Telephone Company to accumulate the minutes of use through the use of special Telephone Company measuring and recording equipment.

(TR110)

## ACCESS SERVICE

3. Carrier Common Line Access Service (Cont'd)3.5 Determination of Usage Subject to Carrier Common Line Access Charges (Cont'd)3.5.3 Local Exchange Access and Enhanced Service Exemption

When access to the local exchange is required to provide a customer service (e.g., MTS/WATS-type, telex, Data, etc.) that uses a resold Special Access Service, Switched Access Service Rates and Regulations, as set forth in Section 6. following will apply, except when such access to the local exchange is required for the provision of an enhanced service. Carrier Common Line Access rates and charges as set forth in 3.9.1 following apply in accordance with the resale rate regulations as set forth in 3.6.4 following.

3.6 Resold Services3.6.1 Scope

Where the customer is reselling MTS and/or MTS-type service(s) on which the Carrier Common Line and Switched Access charges have been assessed, the customer may, at the option of the customer, obtain Feature Group A, Feature Group B or Feature Group D Switched Access Service under this tariff as set forth in Section 6. following for originating and/or terminating access in the local exchange. Such access group arrangements whether single lines or trunks or multiline hunt groups or trunk groups will have Carrier Common Line Access charges applied as set forth in 3.9.1 following in accordance with the resale rate regulations set forth in 3.6.4 following. For purposes of administering this provision:

Resold interstate terminating MTS and MTS-type service(s) shall include collect calls, third number calls and credit card calls where the reseller pays the underlying carrier's service charges; and shall not include intrastate minutes of use.

Resold interstate originating MTS and MTS-type service(s) shall not include collect, third number, credit card or intrastate minutes of use.

(TR110)



## ACCESS SERVICE

3. Carrier Common Line Access Service (Cont'd)3.6 Resold Services (Cont'd)3.6.2 Customer Obligations Concerning the Resale of MTS and MTS-type Services

When the customer is reselling MTS and/or MTS-type service as set forth in 3.6.1 preceding, the customer will be charged Carrier Common Line Access charges in accordance with the resale rate regulations as set forth in 3.6.4 following if the customer or the provider of the MTS service furnishes documentation of the MTS usage and/or the customer furnishes documentation of the MTS-type usage. Such documentation supplied by the customer shall be supplied each month and shall identify the involved resold MTS and/or MTS-type services.

The monthly period used to determine the minutes of use for resold MTS and/or MTS-type service(s) shall be the most recent monthly period for which the customer has received a bill for such resold service(s). This information shall be delivered to the Telephone Company, at a location specified by the Telephone Company, no later than 15 days after the bill date shown on the resold MTS and/or MTS-type service bill. If the required information is not received by the Telephone Company, the previously reported information, as described preceding, will be used for the next two months. For any subsequent month, no allocation or credit will be made until the required documentation is delivered to the Telephone Company by the customer.

(TR110)

ACCESS SERVICE

3. Carrier Common Line Access Service (Cont'd)

3.6 Resold Services (Cont'd)

3.6.3 Resale Documentation Provided By the Customer

When the customer utilizes Switched Access Service as set forth in 3.6.2 preceding, the Telephone Company may request a certified copy of the customer's resold MTS or MTS-type usage billing from either the customer or the provider of the MTS or MTS-type Service. Requests for billing will relate back no more than 12 months prior to the current billing period.

(TR110)

## ACCESS SERVICE

3. Carrier Common Line Access Service (Cont'd)3.6 Resold Services (Cont'd)3.6.4 Rate Regulations Concerning the Resale of MTS and MTS-type Services

When the customer is provided an access group to be used in conjunction with the resale of MTS and/or MTS-type services as set forth in 3.6.1 preceding, subject to the limitations as set forth in 3.2 preceding, and the billing entity receives the usage information required as set forth in 3.6.2 preceding, to calculate the adjustment of Carrier Common Line Access charges, the customer will be billed as set forth in (D), (E) or (F) following, depending upon, respectively, whether the usage is from non-equal access offices, equal access offices or a combination of the two.

(A) Apportionment and Adjustment of Resold Minutes of Use

When the customer is provided with more than one access group in a LATA in association with the resale of MTS and/or MTS-type services, the resold minutes of use will be apportioned as follows:

(1) Originating Services

The Telephone Company will apportion the resold originating MTS and/or MTS-type services and originating minutes of use for which the resale credit adjustment applies, among the access groups. Such apportionment will be based on the relationship of the originating usage for each access group to the total originating usage for all access groups in the LATA. For purposes of administering this provision:

(TR110)

## ACCESS SERVICE

3. Carrier Common Line Access Service (Cont'd)3.6 Resold Services (Cont'd)3.6.4 Rate Regulations Concerning the Resale of MTS and MTS-type Services (Cont'd)(A) Apportionment and Adjustment of Resold Minutes of Use (Cont'd)(1) Originating Services (Cont'd)

Resold originating MTS and/or MTS-type services minutes shall be only those attributable to interstate originating MTS and/or MTS-type minutes and shall not include collect, third number, credit card or intrastate minutes of use.

The resale credit adjustment shall apply for resold originating MTS and MTS-type services and minutes of use, provided Carrier Common Line and Switched Access Charges have been assessed on such services.

(2) Terminating Services

The Telephone Company will apportion the resold terminating MTS and/or MTS-type services and terminating minutes of use for which the resale credit adjustment applies, among the access groups. Such apportionment will be based on the relationship of the terminating usage for each access group to the total terminating usage for all access groups in the LATA. For purposes of administering this provision:

Resold terminating MTS and/or MTS-type services minutes shall be only those attributable to interstate terminating MTS/MTS-type (i.e., collect calls, third number calls, and credit card calls) and shall not include intrastate minutes of use or MTS/MTS-type minutes of use paid for by another party.

The resale credit adjustment shall apply for resold terminating MTS and MTS-type services and minutes of use, provided Carrier Common Line and Switched Access Charges have been assessed on such services.

(TR110)

## ACCESS SERVICE

3. Carrier Common Line Access Service (Cont'd)3.6 Resold Services (Cont'd)3.6.4 Rate Regulations Concerning the Resale of MTS and  
MTS-type Services (Cont'd)(B) Same State/Telephone Company/Exchange Limitation

In order for the rate regulations to apply as set forth in (D), (E) or (F) following, the access groups and the resold MTS and/or MTS-type services must be provided in the same state (except when the same extended area service arrangement is provided in two different states by the same telephone company) in the same exchange, provided by the same Telephone Company and connected directly or indirectly. For those exchanges that encompass more than one state, the customer shall report the information by state within the exchange.

(TR110)

## ACCESS SERVICE

3. Carrier Common Line Access Service (Cont'd)3.6 Resold Services (Cont'd)3.6.4 Rate Regulations Concerning the Resale of MTS and  
MTS-type Services (Cont'd)(C) Direct and Indirect Connections

Each of the access group arrangements used by the customer in association with the resold MTS and/or MTS-type services must be connected either directly or indirectly to the customer designated premises at which the resold MTS and/or MTS-type services are terminated. Direct connections are those arrangements where the access groups and resold MTS and/or MTS-type services are terminated at the same customer designated premises.

Indirect originating connections are those arrangements where the access groups and the resold originating MTS and/or MTS-type services are physically located at different customer designated premises in the same exchange. Such different customer designated premises are connected by facilities that permit a call to flow from access groups to resold MTS and/or MTS-type services.

Indirect terminating connections are those arrangements where the access groups and resold terminating MTS and/or MTS-type services are physically located at different customer designated premises in the same exchange. Such different customer designated premises are connected by facilities that permit a call to flow from resold terminating MTS and/or MTS-type services to access groups.

(TR110)

## ACCESS SERVICE

3. Carrier Common Line Access Service (Cont'd)3.6 Resold Services (Cont'd)3.6.4 Rate Regulations Concerning the Resale of MTS and  
MTS-type Services (Cont'd)(D) Access Groups - Non-Equal Access Offices Only

The adjustments as set forth here and in (E) and (F) following will be computed separately for each access group.

When all the usage on an access group originates from and/or terminates at end offices that have not been converted to equal access, the Non-Premium Access Charge per minute as set forth in 3.9.1 following will apply. The Access Minutes which will be subject to Carrier Common Line Access charges will be the adjusted originating interstate access minutes plus the adjusted terminating interstate access minutes for such access groups.

The adjusted originating access minutes will be the originating interstate access minutes less the reported resold originating MTS and/or MTS-type service minutes of use as set forth in (A)(1) preceding; but not less than zero. The adjusted terminating access minutes will be the terminating interstate access minutes less the reported resold terminating MTS and/or MTS-type service minutes of use as set forth in (A)(2) preceding; but not less than zero.

(TR110)

## ACCESS SERVICE

3. Carrier Common Line Access Service (Cont'd)3.6 Resold Services (Cont'd)3.6.4 Rate Regulations Concerning the Resale of MTS and  
MTS-type Services (Cont'd)(E) Access Groups - Equal Access Offices Only

When all the usage on an access group originates from and/or terminates at end offices that have been converted to equal access, the Premium Access Charge per minute as set forth in 3.9.1 following will apply. The minutes billed Carrier Common Line Access charges will be the adjusted originating interstate access minutes and the adjusted terminating interstate access minutes for such access groups.

The adjusted originating access minutes will be the originating interstate access minutes less the reported resold originating MTS and/or MTS-type service minutes of use as set forth in (A)(1) preceding; but not less than zero. The adjusted terminating access minutes will be the terminating interstate access minutes less the reported resold terminating MTS and/or MTS-type service minutes of use as set forth in (A)(2) preceding; but not less than zero.

(TR110)



## ACCESS SERVICE

3. Carrier Common Line Access Service (Cont'd)3.6 Resold Services (Cont'd)3.6.4 Rate Regulations Concerning the Resale of MTS and  
MTS-type Services (Cont'd)(F) Access Groups - Non-Equal Access and Equal Access Offices

When an access group has usage that originates from and/or terminates at both end offices that have been converted to equal access and end offices that have not been converted, both premium and non-premium per minute charges as set forth in 3.9.1 following will apply respectively. The minutes billed Carrier Common Line Access Service charges will be the adjusted originating interstate access minutes plus the adjusted terminating interstate access minutes for such access groups.

The adjusted originating access minutes will be the originating interstate access minutes less the reported resold originating MTS and/or MTS-type service minutes of use as set forth in (A)(1) preceding; but not less than zero. The adjusted terminating access minutes will be the terminating interstate access minutes less the reported resold terminating MTS and/or MTS-type service minutes of use as set forth in (A)(2) preceding; but not less than zero.

(TR110)

## ACCESS SERVICE

3. Carrier Common Line Access Service (Cont'd)3.6 Resold Services (Cont'd)3.6.4 Rate Regulations Concerning the Resale of MTS and  
MTS-type Services (Cont'd)(G) When the Adjustment Will Be Applied to Customer Bills

The adjustment as set forth in (D), (E) and (F) preceding will be made to the involved customer account no later than either the next bill date, or the one subsequent to that, depending on when the usage report is obtained.

(H) Conversion of Billed Usage to Minutes

When the MTS and/or MTS-type usage is shown in hours, the number of hours shall be multiplied by 60 to develop the associated MTS and/or MTS-type minutes of use. If the MTS and/or MTS-type usage is shown in a unit that does not show hours or minutes, the customer shall provide a factor to convert the shown units to minutes.

(I) Percent Interstate Use (PIU)

The adjustment as set forth in (D), (E) and (F) preceding will be made to the involved customer account after making the adjustments to the customer account as set forth in 3.8.4 following (PIU).

(TR110)

## ACCESS SERVICE

3. Carrier Common Line Access Service (Cont'd)3.7 Coin Services3.7.1 Collection and Remittance of Coin Station Monies

When the customer is provided Operator Trunk-Coin or Combined Coin and Non-Coin or Operator Trunk-Full Feature Optional Features for sent-paid pay telephone access as set forth in Section 6. following, the Telephone Company will collect sent-paid monies from pay telephone stations and will remit monies to the customer as set forth in 3.7.3 following. The Telephone Company will provide message call detail format and bill periods used to determine the monies upon request from the customer.

3.7.2 Provision of Message Call Detail Concerning Coin Station Monies

Where Operator Trunk-Coin or Combined Coin and Non-Coin or Operator Trunk-Full Feature Optional Features for sent-paid pay telephone access is provided to the customer and the customer wishes to receive the monies it is due for the monies collected by the Telephone Company from coin pay telephone stations, the customer shall furnish to the Telephone Company, at a location specified by the Telephone Company, the customer message call detail for the customer sent-paid (coin) pay telephone calls in accordance with the Telephone Company collection schedule. The customer message call detail furnished shall be in a standard format established by the Telephone Company. The Telephone Company will provide to the customer the precise details of the required standard format. If, in the course of Telephone Company business, it is necessary to change the standard format, the Telephone Company will provide notification to the involved customer six months prior to the change. If no customer message call detail is received from the customer for each bill period established by the Telephone Company, the Telephone Company will assume there were no customer sent-paid (coin) pay telephone calls for the period. In addition, the customer shall furnish a schedule of its charges for sent-paid (coin) calls to the Telephone Company at a location and date as specified by the Telephone Company. Any change in the customer's schedule of charges shall be furnished to the Telephone Company one day after the change becomes effective.

(TR110)

## ACCESS SERVICE

3. Carrier Common Line Access Service (Cont'd)3.7 Coin Services (Cont'd)3.7.3 Payment of Coin Sent-Paid Monies

The Telephone Company will collect the monies from coin pay telephone stations and will determine and remit amounts due to a customer which is provided Operator Trunk-Coin or Combined Coin and Non-Coin or Operator Trunk-Full Feature Optional Features for sent-paid pay telephone access as set forth in Section 6. as follows:

(A) Bill Period Coin Revenue

The Telephone Company will establish a collection schedule for each coin pay telephone station and will collect the monies from the coin pay stations based on this collection schedule. The monies collected based on this schedule during each bill period established by the Telephone Company will be identified by coin pay telephone station and summed to develop the Bill Period Coin Revenue for each coin record day (i.e., the day a record is prepared and dated to show the amount due the customer).

(B) Total Customer Coin Revenue

The interstate Total Customer Coin Revenue will be determined by the Telephone Company based on the customer message call detail received from the customer for each bill period and the customer's schedule of charges for sent-paid coin calls. Such Total Customer Coin Revenue will be developed each coin record day.

(TR110)

## ACCESS SERVICE

3. Carrier Common Line Access Service (Cont'd)3.7 Coin Services (Cont'd)3.7.3 Payment of Coin Sent-Paid Monies (Cont'd)(C) Recourse Adjustments

For each coin record day, the Telephone Company will subtract from the Total Customer Coin Revenue an amount for coin station shortages. Coin station shortages are amounts resulting from unauthorized calling at coin pay telephone stations, use of unauthorized coins (i.e., foreign coins, slugs and improper use of U.S. pennies), unauthorized removal of coins from coin pay telephone stations and coin refunds beyond the Telephone Company's control. Such amount for coin station shortages will be developed by the Telephone Company by multiplying the Total Customer Coin Revenue for each coin record day by a shortage factor. Such amount will be rounded to the nearest penny. The shortage factor will be determined by dividing the yearly total coin shortage amount by the yearly total coin revenue amount (i.e., total coin revenue equals the coin revenue due under exchange tariffs, state toll tariffs, and interstate toll tariffs). The total coin shortage amount and the total revenue amount will be determined by the Telephone Company through an annual special study.

(D) Payment of Net Customer Coin Revenue

The Telephone Company will determine the Net Customer Coin Revenue for each coin record day by subtracting from the Total Customer Coin Revenue determined as set forth in (B) preceding the amount for coin station shortages determined as set forth in (C) preceding. On the date (payment date) determined by adding 45 days to the coin record day, the Telephone Company will remit payment to the customer for the Net Customer Coin Revenue.

(TR110)

## ACCESS SERVICE

3. Carrier Common Line Access Service (Cont'd)3.7 Coin Services (Cont'd)3.7.3 Payment of Coin Sent-Paid Monies (Cont'd)(E) Audit Provisions

Upon reasonable written notice by the customer to the Telephone Company, the customer shall have the right through its authorized representative to examine and audit, during normal business hours and at reasonable intervals as determined by the Telephone Company, all such records and accounts as may under recognized accounting practices contain information bearing upon the determination of the amount payable to the customer.

Adjustment shall be made by the proper party to compensate for any errors or omissions disclosed by such examination or audit.

Neither such right to examine and audit nor the right to receive such adjustment shall be affected by any statement to the contrary, appearing on checks or otherwise, unless such statement expressly waiving such right appears in a letter signed by the authorized representative of the party having such right and delivered to the other party.

All information received or reviewed by the customer or its authorized representative is to be considered confidential and is not to be distributed, provided or disclosed in any form to anyone not involved in the audit, nor is such information to be used for any other purpose.

(TR110)

## ACCESS SERVICE

3. Carrier Common Line Access Service (Cont'd)3.8 Rate Regulations3.8.1 Billing of Charges

Carrier Common Line charges will be billed to each Switched Access Service provided under this tariff in accordance with the regulations as set forth in 3.8.5 following (Determination of Premium and Non-Premium Charges) except as set forth in 3.6.4 preceding (Resale) and 3.8.4 following (PIU).

3.8.2 Measuring and Recording of Call Detail

When access minutes are used to determine Carrier Common Line charges, they will be accumulated using call detail recorded by Telephone Company equipment except as set forth in 3.8.3 following (Unmeasured FGA and B Usage) and Feature Group C operator and automated operator services systems call detail such as pay telephone sent-paid, operator-DDD, operator-person, collect, credit-card, third number and/or other like calls recorded by the customer. The Telephone Company measuring and recording equipment, except as set forth in 3.8.3 following (Unmeasured FGA and B Usage), will be associated with end office or local tandem switching equipment and will record each originating and terminating access minute where answer supervision is received. The accumulated access minutes will be summed on a line by line basis, by line group or by end office, whichever type of account is used by the Telephone Company, for each customer and then rounded to the nearest minute.

(TR110)

## ACCESS SERVICE

3. Carrier Common Line Access Service (Cont'd)3.8 Rate Regulations (Cont'd)3.8.3 Unmeasured Feature Group A and B Usage

When Carrier Common Line Access is provided in association with Feature Group A or Feature Group B Switched Access Service in Telephone Company offices that are not equipped for measurement capabilities, an assumed average interstate access minutes will be used to determine Carrier Common Line Access charges. These assumed access minutes are as set forth in 6.7.7 following.

3.8.4 Percent Interstate Use (PIU)

When the customer reports interstate and intrastate use of in-service Switched Access Service, Carrier Common Line charges will be billed only to interstate Switched Access Service access minutes based on the data reported by the customer as set forth in 2.3.10 preceding (Jurisdictional Reports), except where the Telephone Company is billing according to actuals by jurisdiction. Interstate Switched Access Service access minutes will, after adjustment as set forth in 3.6.4 preceding (Resale), when necessary, be used to determine Carrier Common Line Charges as set forth in 3.8.5 following.

(TR110)



## ACCESS SERVICE

3. Carrier Common Line Access Service (Cont'd)3.8 Rate Regulations (Cont'd)3.8.5 Determination of Premium and Non-Premium Charges

After the adjustments as set forth in 3.6.4 and 3.8.4 preceding have been applied, when necessary, to Switched Access Service access minutes, charges for the involved customer account will be determined as follows:

- (A) Access minutes for all premium rated Switched Access Service subject to Carrier Common Line charges will be multiplied by the Premium Access per minute rate as set forth in 3.9.1 following.
- (B) Access minutes for all non-premium rated Switched Access Service subject to Carrier Common Line charges will be multiplied by the Non-Premium Access per minute rate as set forth in 3.9.1 following.
- (C) Carrier Common Line charges shall not be reduced as set forth in 3.6.1 preceding unless Switched Access Charges, as set forth in Section 6. following, are applied to the customer's Switched Access Services.
- (D) Terminating Premium Access or Non-Premium Access, per minute charge(s) apply to:
  - all terminating access minutes of use;
  - all originating access minutes of use associated with FGA Access Services where the off-hook supervisory signaling is forwarded by the customer's equipment when the called party answers;
  - all originating access minutes of use associated with calls placed to 500, 700, 8XX and 900 numbers, less those originating access minutes of use associated with calls placed to 500, 700, 8XX and 900 numbers for which the customer furnishes for each month a report of either the number of calls or minutes or a report of the percent of calls or minutes that terminate in a Switched Access Service that is assessed Carrier Common Line charges.

(TR110)

## ACCESS SERVICE

3. Carrier Common Line Access Service (Cont'd)3.8 Rate Regulations (Cont'd)3.8.5 Determination of Premium and Non-Premium Charges (Cont'd)

## (D) (Cont'd)

When the customer makes this report available to the Telephone Company in advance of billing, these minutes of use will be charged on the current bill as originating minutes of use as set forth in (E) following. If a billing dispute arises concerning the customer provided report, the Telephone Company will request the customer to provide the data the customer used to develop the report. The Telephone Company will not request such data more than once a year. The customer shall supply the data within 30 days of the Telephone Company request.

When this report is not available to the Telephone Company until after billing, it shall be used by the Telephone Company to calculate and post a credit to the customer's account. The credit shall be posted to the customer's account within 30 days of receipt of the report. The credit shall be calculated by multiplying the number of access minutes of use, for which a credit is determined to be applicable, times the difference between the terminating and originating Carrier Common Line charges in effect when the calls were completed.

(TR110)

## ACCESS SERVICE

3. Carrier Common Line Access Service (Cont'd)3.8 Rate Regulations (Cont'd)3.8.5 Determination of Premium and Non-Premium Charges (Cont'd)

(E) The originating Premium Access or Non-Premium Access, per minute charge(s) apply to:

- all originating access minutes of use;
- less those originating access minutes of use associated with FGA Access Services where the off-hook supervisory signaling is forwarded by the customer's equipment when the called party answers;
- less all originating access minutes of use associated with calls placed to 500, 700, 8XX and 900 numbers;
- plus all originating access minutes of use associated with calls placed to 500, 700, 8XX and 900 numbers for which the customer furnishes for each month a report of either the number of calls or minutes or a report of the percent of calls or minutes that terminate in a Switched Access Service that is assessed Carrier Common Line charges, and for which a corresponding reduction in the number of terminating access minutes of use has been made as set forth in (D) preceding.

3.8.6 Presubscribed Interexchange Carrier Charge (PICC)

The PICC is a flat-rate, per-line or trunk monthly charge, as set forth in 3.9.2 following, assessed upon the subscriber's presubscribed interexchange carrier to recover the common line revenues that cannot be recovered through the end user common line charge (EUCL) as provided in Section 4 following, the Residual Interconnection charge (RIC) revenues as provided in Section 6 following, and certain marketing expenses as provided in Section 6 following. The PICC shall recover all residual common line revenues before it recovers RIC revenues and all RIC revenues before it recovers marketing expenses.

(TR110)

## ACCESS SERVICE

3. Carrier Common Line Access Service (Cont'd)3.8 Rate Regulations (Cont'd)3.8.6 Presubscribed Interexchange Carrier Charge (PICC) (Cont'd)

When an end user is provided local residence exchange service(s) in a state, semi-public service included, and when the local residence exchange service is provided under the general and/or local exchange service tariffs, the PICC Residence - Primary or Non-Primary line or trunk rate as set forth in 3.9.2 following, applies to each such local residence exchange service. See 2.6 for definition of Primary and Non-Primary line.

When an end user is provided a single local business exchange service in a state, semi-public service included, and when this local business exchange service is provided under the general and/or local exchange service tariffs, the PICC Single Line Business rate as set forth in 3.9.2 following, applies to each such business individual line or trunk.

When an end user is provided more than one local business exchange service in a state by the same Telephone Company, semi-public service included, and when a local exchange service is provided under the general and/or local exchange service tariffs, the PICC - Multiline Business rate as set forth in 3.9.2 following, applies to each such Multiline Business individual line or trunk.

The PICC for ISDN Primary Rate Service (PRS) shall be five (5) times the Multiline Business rate, as set forth in 3.9.2 following.

The PICC for ISDN Basic Rate Service (BRS) shall be applied at the appropriate Non-Primary Residence or Multiline Business rate as set forth in 3.9.2 following.

The PICC for Business Centrex Service for subscribers with less than nine (9) lines shall be one multiline business PICC, as set forth in 3.9.2 following. Business Centrex Service customers with nine (9) or more lines will be assessed a PICC charge at a rate equal to one-ninth the PICC for multiline business lines assessed on a per-line basis, as set forth in 3.9.2 following.

The PICC for Residential Centrex (or Centrex Dorm) service shall be applied at the primary residence rate, as set forth in 3.9.2 following.

(TR110)

## ACCESS SERVICE

3. Carrier Common Line Access Service (Cont'd)3.8 Rate Regulations (Cont'd)3.8.6 Presubscribed Interexchange Carrier Charge (PICC) (Cont'd)

If an end user subscriber does not have a presubscribed inter-exchange carrier, the company may collect the PICC directly from the end user subscriber.

If an Interexchange Carrier (IC) chooses to terminate service of an end user for nonpayment or other tariff violation and wishes to avoid liability for the PICC, the IC must (1) comply with the end user notification regulations set forth in 13.5.2 (D) following; and (2) at least fifteen (15) days prior to the Telephone Company's monthly PICC snap shot, via the Customer Account Record Exchange (CARE) record format, provide notice to the Telephone Company that it has discontinued service to its end user.

In the event that notice is provided in less than 15 days before the monthly PICC snap shot, the Telephone Company will make reasonable efforts to change the end user line designation to EA,C/D, as described in 13.5.2 (D) following. However, if the Telephone Company is unable to accomplish the change prior to the PICC snap shot, Telephone Company will notify the IC that the change has been rejected and continue to assess the PICC to the Interexchange Carrier. When a change has been rejected, the Interexchange Carrier must resubmit notice to the Telephone Company that it has discontinued service to the end user at least 15 days prior to the next monthly PICC snap shot via the CARE record format.

(TR110)

## ACCESS SERVICE

3. Carrier Common Line Access Service (Cont'd)3.9 Rates and Charges3.9.1 Carrier Common Line Access Service  
NonPremium

Premium

<u>Terminating Per Access Minute</u>	<u>Rate</u>	<u>Rate</u>
ALLTEL Nebraska	\$0.0000000	\$0.0000000
Kentucky ALLTEL - Lexington	\$0.0000000	\$0.0000000
Kentucky ALLTEL - London	\$0.0000000	\$0.0000000
<u>Originating Per Access Minute</u>		
ALLTEL Nebraska	\$0.0000000	\$0.0000000
Kentucky ALLTEL - Lexington	\$0.0014775	\$0.0006649
Kentucky ALLTEL - London	\$0.0031387	\$0.0014124

3.9.2 Presubscribed Interexchange Carrier Charge (PICC)

<u>Residence</u>	<u>USOC</u>	<u>Rate</u>
- Primary Residence	PICC1	
ALLTEL Nebraska		\$0.00
Kentucky ALLTEL - Lexington		\$0.00
Kentucky ALLTEL - London		\$0.00
- Non-Primary Residence	PICC2	
ALLTEL Nebraska		\$0.00
Kentucky ALLTEL - Lexington		\$0.00
Kentucky ALLTEL - London		\$0.00
- Residential Centrex (Centrex Dorm)	PICC8	
ALLTEL Nebraska		\$0.00
Kentucky ALLTEL - Lexington		\$0.00
Kentucky ALLTEL - London		\$0.00
<u>Business</u>		
- Single Line Business	PICC3	
ALLTEL Nebraska		\$0.00
Kentucky ALLTEL - Lexington		\$0.00
Kentucky ALLTEL - London		\$0.00
- Multiline Business	PICC4	
ALLTEL Nebraska		\$0.00
Kentucky ALLTEL - Lexington		\$4.31
Kentucky ALLTEL - London		\$4.31

(TR110)

## ACCESS SERVICE

3. Carrier Common Line Access Service (Cont'd)3.9 Rates and Charges3.9.2 Presubscribed Interexchange Carrier Charge (PICC) (Cont'd)Business (Cont'd)

- Business Centrex (per line)

ALLTEL Nebraska

1 Line	PICCX1	\$ 0.00
2 Lines	PICCX2	0.00
3 Lines	PICCX3	0.00
4 Lines	PICCX4	0.00
5 Lines	PICCX5	0.00
6 Lines	PICCX6	0.00
7 Lines	PICCX7	0.00
8 Lines	PICCX8	0.00
9 or More Lines	PICCX9	0.00

Kentucky ALLTEL - Lexington

1 Line	PICCX1	\$ 4.31
2 Lines	PICCX2	2.16
3 Lines	PICCX3	1.44
4 Lines	PICCX4	1.08
5 Lines	PICCX5	0.86
6 Lines	PICCX6	0.72
7 Lines	PICCX7	0.62
8 Lines	PICCX8	0.54
9 or More Lines	PICCX9	0.48

Kentucky ALLTEL - London

1 Line	PICCX1	\$ 4.31
2 Lines	PICCX2	2.16
3 Lines	PICCX3	1.44
4 Lines	PICCX4	1.08
5 Lines	PICCX5	0.86
6 Lines	PICCX6	0.72
7 Lines	PICCX7	0.62
8 Lines	PICCX8	0.54
9 or More Lines	PICCX9	0.48

(TR110)

## ACCESS SERVICE

4. End User Access Service

The Telephone Company will provide End User Access Service (End User Access) to end users who obtain local exchange service from the Telephone Company under its general and/or local exchange tariffs.

4.1 General Description

End User Access provides for the use of an End User Common Line (EUCL).

4.2 Limitations

Neither a telephone number nor detail billing is provided with End User Access. Directory listings and Intercept arrangements are not included with End User Access.

4.3 Undertaking of the Telephone Company

The Telephone Company will provide End User Access at rates and charges as set forth in 4.7 following, as follows:

- Use of an EUCL by an end user in connection with interstate Access Services provided under this tariff. Such use will be provided when the end user obtains local exchange service.
- The Telephone Company will be responsible for contacts and arrangements with customers for the billing of End User Access charges.

(TR110)



## ACCESS SERVICE

4. End User Access Service (Cont'd)4.4 Obligations of Radio Common Carriers

When the end user is a Radio Common Carrier (RCC) or provider of paging service, such end users shall designate whether the local exchange service they are provided by the Telephone Company is used as an access line for RCC or paging services, or used as an administrative line.

4.5 Payment Arrangements and Credit Allowances4.5.1 Minimum Period

The minimum period for which EUCL End User Access is provided to an end user and for which charges are applicable is the same as that in the general and/or local exchange tariffs for the associated local exchange service.

4.5.2 Cancellation of Orders

End User Access is cancelled when the order for the associated local telephone exchange service is cancelled. No cancellation charges apply.

4.5.3 Changes to Orders

When changes are made to orders for the local exchange service associated with End User Access, any necessary changes will be made for End User Access. No charges will apply.

4.5.4 Allowance for Interruptions

When there is an interruption to an EUCL, requested End User Access credit allowances for interruptions will be provided as set forth for credit allowance for interruptions in 2.4.4 preceding.

4.5.5 Temporary Suspension of Service

When an end user temporarily suspends its local exchange service which is associated with EUCL, one-half of the EUCL per month charge will be temporarily suspended for the time period the local exchange service is suspended.

(TR110)

## ACCESS SERVICE

4. End User Access Service (Cont'd)4.6 Rate Regulations4.6.1 Who Is Billed

EUCL per month charges will be billed to the end user.

4.6.2 Pay Telephone Service

When an end user is provided Pay Telephone Access Line Service (public and/or semi-public) in a state by the Company under the General and/or Local Exchange Service Tariffs, the EUCL Multiline Business individual line or trunk rate as set forth in 4.7 following applies to each such pay telephone access line.

4.6.3 Business Services(A) Single Line Service

When an end user is provided a single local business exchange service in a state and when this local business exchange service is provided under the general and/or local exchange service tariffs, the EUCL Single Line Business - Individual line or trunk rate as set forth in 4.7 following, applies to each such business individual line or trunk.

(TR110)

## ACCESS SERVICE

4. End User Access Service (Cont'd)4.6 Rate Regulations (Cont'd)4.6.3 Business Services (Cont'd)(B) Multiline Service

When an end user is provided more than one local business exchange service in a state by the same Telephone Company and when a local exchange service is provided under the general and/or local exchange service tariffs that is not covered by (C) following (Centrex), the EUCL-Multiline Business-Individual line or trunk rate as set forth in 4.7 following, applies to each such Multiline Business individual line or trunk.

The EUCL for ISDN Primary Rate Service (PRS) shall be five times the EUCL-Multiline Business-Individual line or trunk rate as set forth in 4.7 following.

The EUCL for ISDN Basic Rate Service (BRS) shall be the EUCL-Multiline Business-Individual line or trunk rate as set forth in 4.7 following.

(TR110)

## ACCESS SERVICE

4. End User Access Service (Cont'd)4.6 Rate Regulations (Cont'd)4.6.3 Business Services (Cont'd)(C) Centrex CO and Centrex CO-like Services

For business Centrex CO and business Centrex CO-like service lines or trunks, the EUCL-Centrex CO rate as set forth in 4.7 following applies to each business line or trunk.

Centrex CO is a service that (1) uses a portion of a Telephone Company switch located at the Telephone Company central office to meet the customer's internal needs and serves as the customer's interface with the local and interexchange networks and (2) links the customer's main stations to the Telephone Company switch with subscriber loops.

Centrex CO-like services are services that operate in a manner that is substantially the same as Centrex CO and (1) are provided using switches located at Telephone Company central offices and (2) link customer main stations to the Telephone Company switch with subscriber loops.

Centrex CO or CO-like service provided to a college, university or school may serve both the college, university or school offices and the student or faculty dormitory (residential) quarters. When provided to residential quarters, the residential portion of the service is commonly known as dormitory service. Primary line residential charges will apply to lines to the student or faculty dormitory (residential) quarters as set forth in 4.7 following. Business charges for lines to the university, college or school offices will apply as set forth in 4.7 following. Charges shall be based on the number of residence and business lines reported to the Telephone Company by the end user.

(TR110)

## ACCESS SERVICE

4. End User Access Service (Cont'd)4.6 Rate Regulations (Cont'd)4.6.4 Radio Common Carriers

For each local exchange service used only as a path for the transmission of Radio Common Carrier (RCC) traffic between the Telephone Company serving wire center and the RCC's radio equipment, End User Access charges do not apply. End User Access Charges will apply to the Radio Common Carrier's local exchange service used for administrative purposes.

A Radio Common Carrier is described as a common carrier engaged in the provision of Public Mobile Service, as defined in Part 22 of the FCC Rules and Regulations which is not also in the business of providing landline local exchange telephone service.

4.6.5 Remote Call Forwarding

For each local exchange service provided as Remote Call Forwarding (RCF) residential or business service, under the general and/or local exchange service tariffs, End User Access charges do not apply.

(TR110)

## ACCESS SERVICE

4. End User Access Service (Cont'd)4.6 Rate Regulations (Cont'd)4.6.6 Residence Services(A) Primary Line and Non-Primary Line Service

When an end user is provided local residence exchange service(s) in a state and when the local residence exchange service is provided under the general and/or local exchange service tariffs, the EUCL Residence - Primary or Non-Primary line or trunk rate as set forth in 4.7 following, applies to each such local residence exchange service. See 2.6 for definition of Primary and Non-Primary line.

The EUCL for ISDN Basic Rate Service (BRS) shall be the EUCL Residence Non-Primary line or trunk rate as set forth in 4.7 following.

(B) Centrex CO and CO-like Dormitory Service

Regulations concerning the application of EUCL charges to student or faculty dormitory (residential) quarters served by Centrex CO or CO-like service are set forth in 4.6.3(C) preceding.

4.6.7 Federal Universal Service Fee (FUSF)

The Federal Universal Service Fee (FUSF) recovers the Telephone Company's contribution to various federal universal service funds. The Telephone Company will apply the FUSF through a monthly surcharge applied to the total billed charges for interstate access services ordered by end users, as described below.

The FUSF Revenue Surcharge will not apply to any local exchange services purchased by end users participating in the Lifeline Assistance program or by customers that resell services to end users as part of an interstate telecommunication service and are required to contribute to the various federal universal service funds. In case of a dispute regarding whether the customer is reselling service, the Telephone Company may request a signed certification to that effect from the customer.

When an end user temporarily suspends its local exchange service that is associated with FUSF, one-half of the FUSF surcharge will be temporarily suspended for the time period the local exchange service is suspended.

(A) Rate Application

The FUSF Revenue Surcharge will be determined by multiplying the surcharge factor shown in Section 17.1.4, following, by the end user's total interstate access services charges at the billing account level.

(N)

(N)

Information previously found on this page now found on Page 4-8.

(TR120)

## ACCESS SERVICE

4. End User Access Service (Cont'd)

4.7	<u>Rates and Charges</u>	<u>Rate Per Month</u>	
	EUCL - <u>Residence</u> including Centrex CO and CO-like Dormitory Service		(M)
	- <u>Primary line or trunk</u> , each		
	ALLTEL Nebraska	\$4.96	
	Kentucky ALLTEL - Lexington	\$6.00	
	Kentucky ALLTEL - London	\$6.00	
	- <u>Non-Primary line or trunk</u> , each		
	ALLTEL Nebraska	\$4.96	
	Kentucky ALLTEL - Lexington	\$7.00	
	Kentucky ALLTEL - London	\$7.00	
	EUCL - <u>Single Line Business</u> , Individual line or trunk, each		
	ALLTEL Nebraska	\$4.96	
	Kentucky ALLTEL - Lexington	\$6.00	
	Kentucky ALLTEL - London	\$6.00	
	EUCL - <u>Multiline Business</u> including Centrex CO and CO-like		
	ALLTEL Nebraska	\$5.63	
	Kentucky ALLTEL - Lexington	\$9.20	
	Kentucky ALLTEL - London	\$9.20	(M)
	<u>Federal Universal Service Fee</u>	<u>Percentage</u>	(C)
	- Revenue Surcharge Factor	9.0044%	(C)

(M) Information found on this page previously found on Page 4-7.

(TR120)

ISSUED: March 17, 2003

One Allied Drive  
Little Rock, AR 72203

Effective: April 1, 2003

## ACCESS SERVICE

5. Ordering Options for Switched and Special Access Service5.1 General

This section sets forth the regulations and order related charges for Access Orders for Switched and Special Access Services. These charges are in addition to other applicable charges as set forth in other sections of this tariff.

An Access Order is an order to provide the customer with Switched Access Service or Special Access Service or to provide changes to existing services.

Regulations and ordering procedures for Expanded Interconnection are contained in Section 8 following.

5.1.1 Ordering Conditions

A customer may order any number of services of the same type and between the same premises on a single Access Order. All details for services for a particular order must be identical except for those for multipoint service.

The customer shall provide all information necessary for the Telephone Company to provide and bill for the requested service. In addition to the order information required in 5.2 following, the customer must also provide:

- Customer name and premises address(es).
- Billing name and address (when different from customer name and address).
- Customer contact name(s) and telephone number(s) for the following provisioning activities: order negotiation, order confirmation, interactive design, installation and billing.

Orders for Feature Group A Switched Access Service shall be in lines.

Orders for Feature Group B Switched Access Service shall be in trunks.

Orders for Feature Group C and D Switched Access Service are set forth in 5.2 following.

(TR110)



## ACCESS SERVICE

5. Ordering Options for Switched and Special Access Service (Cont'd)5.1 General5.1.1 Ordering Conditions (Cont'd)

When ordering Switched Access Service, the customer must specify the directionality of the service and whether the service is to be provided as (1) Direct-Trunked Transport to the end office, (2) Direct-Trunked Transport to a tandem which connects with Tandem-Switched Transport from the tandem to the end office or (3) Tandem-Switched Transport to the end office. When all or a portion of service is ordered as Direct-Trunked Transport, the customer must specify the type and quantity of Direct-Trunked Transport facility (e.g., Voice Grade or High Capacity DS1 or DS3, or Synchronous Optical Channel OC3 or OC12) and the hubs or ADM equipped wire centers involved.

The Customer must also specify the type of Entrance Facility to be used for Switched Access (e.g., Voice Grade or High Capacity). For High Capacity Entrance Facilities, the customer must specify the facility assignment and the channel assignment for each trunk in addition to a percent of interstate use (PIU).

Direct-Trunked Transport is available at all tandems and at all end offices except those end offices identified in NATIONAL EXCHANGE CARRIER ASSOCIATION, INC. TARIFF F.C.C. NO. 4. as not having the capability to provide Direct-Trunked Transport. Direct-Trunked Transport is not available: (1) from end offices that provide equal access through a centralized equal access arrangement, (2) from end offices that lack recording or measurement capability, and (3) for originating 8XX calls from non-Service Switching Point (SSP) equipped end offices that can not accommodate direct trunking of originating 8XX calls.

When the customer has both Tandem-Switched Transport and Direct-Trunked Transport at the same end office, Alternate Traffic Routing as set forth in 6.3.1(N) following can be provided at the customer's option. As set forth in 6.7.12(C) following, for end offices that lack capability to measure overflow, the customer must provide a temporary percent direct-routed (PDR) to be used in the apportionment of total access minutes for calculating the tandem-switched access minutes until July 1, 1994.

A customer's Local Transport may be connected to the Entrance Facility of another customer, providing the other customer submits a Letter of Authorization for this connection and assumes full responsibility for the cost of the Entrance Facility.

(TR110)

## ACCESS SERVICE

5. Ordering Options for Switched and Special Access Service5.1 General (Cont'd)5.1.2 Provision of Other Services

- (A) Testing Service, Additional Labor, Telecommunication Service Priority (TSP) and Special Facilities Routing shall be ordered with an Access Order or as set forth in (B) following. The rates and charges for these services, as set forth in other sections of this tariff, will apply in addition to the ordering charges set forth in this section and the rates and charges for the Access Service with which they are associated.
- (B) With the agreement of the Telephone Company, the items listed in (A) preceding may subsequently be added to the order at any time, up to and including the service date for the Access Service. When added subsequently, charges for a design change as set forth in 5.2.2(C) following will apply when an engineering review is required.
- (C) Additional Engineering is not an ordering option, but will be applied to an Access Order when the Telephone Company determines that Additional Engineering is necessary to accommodate a customer request. Additional Engineering will only be required as set forth in 13.1 following. When it is required, the customer will be so notified and will be furnished with a written statement setting forth the justification for the Additional Engineering as well as an estimate of the charges. If the customer agrees to the Additional Engineering, a firm order will be established. If the customer does not want the service or facilities after being notified that Additional Engineering of Telephone Company facilities is required, the order will be withdrawn and no charges will apply. Once a firm order has been established, the total charge to the customer for the Additional Engineering may not exceed the estimated amount by more than 10%.

The regulations, rates and charges for Additional Engineering are as set forth in 13. following and are in addition to the regulations, rates and charges specified in this section.

(TR110)

## ACCESS SERVICE

5. Ordering Options for Switched and Special Access Service (Cont'd)5.1 General (Cont'd)5.1.3 Special Construction

The regulations, rates and charges for special construction are set forth in ALLTEL TELEPHONE SYSTEM TARIFF F.C.C. No. 4 and are in addition to the regulations, rates and charges specified in this section.

5.2 Access Order

An Access Order is used by the Telephone Company to provide a customer Access Service as follows:

- Switched Access Services as set forth in 6. following,
- Special Access Services as set forth in 7. following, and
- Other Services as set forth in 5.1.2 preceding.

When placing an order for Access Service, the customer shall provide, at a minimum, the following information in addition to that set forth in 5.1.1 preceding:

- For Feature Group A Switched Access Service, the customer shall specify the number of lines and the first point of switching (i.e., dial tone office), the Local Transport options and Local Switching options desired. In addition, the customer shall specify whether the off-hook supervisory signalling is provided by the customer's equipment before the called party answers, or is forwarded by the customer's equipment when the called party answers. The customer shall also specify which lines are to be arranged in multiline hunt group arrangements and which lines are to be provided as single lines.

(TR110)

## ACCESS SERVICE

5. Ordering Options for Switched and Special Access Service (Cont'd)5.2 Access Order (Cont'd)

- For Feature Group B Switched Access Service, the customer shall specify the number of trunks and the end office when direct routing to the end office is desired or the access tandem switch when routing is desired via an access tandem switch and Local Transport options and Local Switching options desired. The customer shall also specify for terminating only access minutes, whether the trunks are to be arranged in trunk group arrangements or provided as single trunks.
- For Feature Group C and D Switched Access Service, the customer shall specify the number of busy hour minutes of capacity (BHMC) from the customer designated premises to the end office or Operator Transfer Service location by Feature Group and by type of BHMC. The number of BHMC or trunks (for customers other than providers of MTS or WATS) required for or to be converted to an SS7 Signaling capability. This information is used to determine the number of transmission paths as set forth in 6.5.5 following. The customer then specifies the Local Transport, Local Switching, 500 or 900 NXX Service options, and Operator Transfer Service Option.
- When Feature Group C or D is ordered with the SS7 optional feature, the customer shall specify a reference to existing signaling connections or reference a related SS7 signaling connection order. When ordering SS7 signaling, the customer shall provide the Signaling Transfer Point codes, location identifier codes and circuit identifier codes. In addition, the customer shall work cooperatively with the Telephone Company to determine the number of SS7 signaling connections required to handle its signaling traffic.
- For each 500 or 900 NXX Access Service that is ordered, the order shall specify the NXXs to be translated. Nonrecurring charges are assessed on a per SAC order basis regardless of the number of NXX codes specified on the order. Subsequent requests for additional NXXs will cause another initial nonrecurring charge to be assessed. Customer assigned NXX codes which have not been assigned will be blocked.
- Customers may, at their option, order FGD by specifying the number of trunks desired between customer designated premises and an entry switch or Operator Transfer Service location. When ordering by trunk quantities rather than BHMC quantities to an access tandem, the customer must also provide the Telephone Company an estimate of the amount of traffic it will generate to and/or from each end office subtending the access tandem to assist the Telephone Company in its own efforts to project further facility requirements.

(TR110)

## ACCESS SERVICE

5. Ordering Options for Switched and Special Access Service (Cont'd)5.2 Access Order (Cont'd)

For the Operator Transfer Service Option ordered in conjunction with Feature Group C or Feature Group D Switched Access Service as set forth in 6.2.3 and 6.2.4 following, the customer must specify the number of trunks or BHMCs desired between its premises and the Telephone Company operator services location.

Operator Transfer Service is provided at operator services locations as set forth in National Exchange Carrier Association, Inc. Tariff F.C.C. No. 4.

Special Access Service may be ordered for connection with Feature Groups A, B, C and D Switched Access Service at Telephone Company designated WATS Serving Offices (WSOs) for the provision of WATS or WATS-type services and may be ordered separately by a customer other than the customer which orders the Feature Groups A, B, C and D Switched Access Service. For the Special Access Service the customer shall specify the customer designated premises at which the Special Access Service terminates, the type of line (i.e., two-wire or four-wire), the type of calling (i.e., originating, terminating, or two way) and the type of Supervisory Signaling. When the optional screening, switching and/or recording functions are not provided at the customer serving wire center, Channel Mileage, as set forth in 7.2.1 following, must be ordered between that wire center and the WSO where the screening, switching and/or recording functions can be provided.

- For all Special Access Services, the customer must specify the customer designated premises or hubs involved, or ADM equipped wire centers involved, the type of service (e.g., Voice Grade, High Capacity, etc.), the channel interface, technical specification package and options desired. For multipoint services, the channel interface at each customer designated premises may, at the request of the customer, be different but all such interfaces shall be compatible.

Expanded Interconnection Service requires additional information from the customer. See 8.2.11 for these procedures.

(TR110)

## ACCESS SERVICE

5. Ordering Options for Switched and Special Access Service (Cont'd)5.2 Access Order (Cont'd)

- When ordering High Capacity Optional Rate plans or upgrades to the plans, discontinuance charges, as specified in 7.2.8 following, will not apply if the conditions set forth in 7.2.8 following are met and the customer provides the following ordering information:

## Term Discounts - Upgrades in Capacity

- The customer's order for the disconnect of the existing DS3 Service and the installation of the new DS3 Service are received at the same time and specifically reference the application of upgrade in capacity.
- The customer's disconnect order for the existing DS3 Service must reference the installation order.

Customer orders to install and disconnect DS3 services provided under a Term Discount plan where the number of DS3s remains constant and the customer wishes to maintain the existing Term Discount period and minimum service period must:

- Be received at the same time.
- Reference continuation of the existing Term Discount period and the minimum service period on both the installation and disconnect orders.

## DS3 Capacity Discounts - Upgrades

- The customer's order for the disconnect of the current DS3 Capacity Interface and order for the installation of the upgraded DS3 Capacity Interface are received by the telephone company at the same time and specifically reference the application of upgrade in capacity.
- The customer's disconnect order for the existing DS3 Service must reference the installation order.

(TR110)

## ACCESS SERVICE

5. Ordering Options for Switched and Special Access Service (Cont'd)5.2 Access Order (Cont'd)

The BHMC may be determined by the customer in the following manner. For each day (8 a.m. to 11 p.m., Monday through Friday, excluding national holidays), the customer shall determine the highest number of minutes of use for a single hour (e.g., 55 minutes in the 10-11 AM hour). The customer shall, for the same hour period (i.e., busy hour) for each of twenty consecutive business days, pick the twenty consecutive business days in a calendar year which add up to the largest number of minutes of use. Both originating and terminating minutes shall be included. The customer shall then determine the average busy hour minutes of capacity (i.e., BHMC) by dividing the largest number of minutes of use figure for the same hour period for the consecutive twenty business day period by 20. This computation shall be performed for each end office the customer wishes to serve. These determinations thus establish the forecasted BHMC for each end office.

Where the Special Access Service is exempt from the Special Access Surcharge, as set forth in 7.3 following and the customer shall furnish with the order the certification as set forth in 7.3.3 following.

5.2.1 Access Order Service Date

(A) The Telephone Company will provide the Access Service in accordance with the customer's requested service date, subject to the following conditions:

- (1) The Telephone Company shall make available to all customers upon request a schedule of applicable service dates for Switched and Special Access Services. The schedule shall specify the applicable service date for services and the quantities of services that can be provided in the applicable service date.

The Telephone Company will not accept orders for service dates which exceed the applicable service date by more than six months.

(TR110)

## ACCESS SERVICE

5. Ordering Options for Switched and Special Access Service (Cont'd)5.2 Access Order (Cont'd)5.2.1 Access Order Service Date (Cont'd)

(A) (Cont'd)

(1) (Cont'd)

All part-time Video and Program Audio services are subject to a service inquiry. A service inquiry is a request to the Telephone Company to determine if facilities exist to provide the service ordered and to determine the service date on which service can be provided to the customer.

Access Services will be installed during Telephone Company business days. If a customer requests that installation be done outside of scheduled work hours, and the Telephone Company agrees to this request, the customer will be subject to applicable Additional Labor Charges as set forth in 13.4.2 (T) following.

(TR110)



## ACCESS SERVICE

5. Ordering Options for Switched and Special Access Service (Cont'd)5.2 Access Order (Cont'd)5.2.2 Access Order Modifications

The customer may request a modification of its Access Order prior to the service date. The Telephone Company will make every effort to accommodate a requested modification when it is able to do so with the normal work force assigned to complete such an order within normal business hours. If the modification cannot be made with the normal work force during normal business hours, the Telephone Company will notify the customer. If the customer still desires the Access Order modification, the Telephone Company will schedule a new service date. All charges for Access Order modifications will apply on a per occurrence basis.

Any increase in the number of Special Access Service channels or Switched Access Service lines, trunks or busy hour minutes of capacity or CCS/SS7 Port Terminations will be treated as a new Access Order (for the increased amount only).

If order modifications are necessary to satisfy the transmission performance for a Special Access Service ordered by a customer, these changes will be made without order modification charges being incurred by the customer.

(A) Service Date Change Charge

The customer may request a change of service date on a pending Access Order prior to the service date. A change of service date is a change of the scheduled service date by the customer to either an earlier date or a later date which does not exceed 30 calendar days from the Original Page 5-10

If the Telephone Company determines that the customer's request can be accommodated without delaying the service dates for orders of other customers, the service date will be changed and the Service Date Change Charge applied to the order.

(TR110)

## ACCESS SERVICE

5. Ordering Options for Switched and Special Access Service (Cont'd)5.2 Access Order (Cont'd)5.2.2 Access Order Modifications (Cont'd)(A) Service Date Change Charge (Cont'd)

If the service date is changed to an earlier date, and the Telephone Company determines additional labor or extraordinary costs are necessary to meet the earlier service date requested by the customer, the customer will be notified by the Telephone Company that Expedited Order Charges as set forth in (D) following apply. Such charges will apply in addition to the Service Date Change Charge.

If the requested service date exceeds 30 calendar days following the Original Page 5-11 that the customer's request can be accommodated, the Telephone Company will cancel the original order and apply the Cancellation Charges as set forth in 5.2.3 following. A new Access Order with the new service date will be issued. The Service Date Change Charge will not apply.

If the service date is changed due to a Design Change as set forth in (C) following, the Service Date Change Charge will apply.

A Service Date Change Charge will apply, on a per order per occurrence basis, for each service date changed. The applicable charge is:

	<u>USOC</u>	<u>Charge</u>
<u>Service Date Change Charge, per order</u>	OMC	
ALLTEL Nebraska		\$22.73
Kentucky ALLTEL - Lexington		\$58.61
Kentucky ALLTEL - London		\$26.21

(B) Partial Cancellation Charge

Any decrease in the number of ordered Special Access Service channels or Switched Access Service lines, trunks or busy hour minutes of capacity or CCS/SS7 Port Terminations will be treated as a partial cancellation and the charges as set forth in 5.2.3 following will apply.

(TR110)

## ACCESS SERVICE

5. Ordering Options for Switched and Special Access Service (Cont'd)5.2 Access Order (Cont'd)5.2.2 Access Order Modifications (Cont'd)(C) Design Change Charge

The customer may request a design change to the service ordered. A design change is any change to an Access Order which requires engineering review. An engineering review is a review by Telephone Company personnel, of the service ordered and the requested changes to determine what changes in the design, if any, are necessary to meet the changes requested by the customer. Design changes include such things as the addition or deletion of optional features or functions or a change in the type of Transport Termination (Switched Access only), type of channel interface, type of Interface Group or technical specification package. Design changes do not include a change of customer designated premises, end office switch, Feature Group type or Special Access Service channel type. Changes of this nature will require the issuance of a new order and the cancellation of the Original Page 5-12 charges applied.

The Telephone Company will review the requested change, notify the customer whether the change is a design change, if the change can be accommodated and if a new service date is required. If the customer authorizes the Telephone Company to proceed with the design change, a Design Change Charge will apply in addition to the charge for Additional Engineering as set forth in 13.4.1 following. If a change of service date is required, the Service Date Change Charge as set forth in (A) preceding will also apply.

The Design Change Charge will apply on a per order per occurrence basis, for each order requiring a design change. The applicable charge is:

	<u>USOC</u>	<u>Charge</u>
<u>Design Change Charge,</u> per order	H28	
ALLTEL Nebraska		\$20.47
Kentucky ALLTEL - Lexington		\$27.00
Kentucky ALLTEL - London		\$26.21

(TR110)

## ACCESS SERVICE

5. Ordering Options for Switched and Special Access Service (Cont'd)5.2 Access Order (Cont'd)5.2.2 Access Order Modifications (Cont'd)(D) Expedited Order Charge

If a customer desires that service be provided on an earlier date than that which has been established for the Access Order, the customer may request that service be provided on an expedited basis. If the Telephone Company agrees to provide the service on an expedited basis, an Expedited Order Charge will apply. Expedited order charges will not apply to part-time audio and video services.

Expedited Order Charge is based on the extent to which the Access Order has been processed at the time the Telephone Company agrees to the service date improvement and is calculated as follows:

- Based on the critical dates associated with the Access Order, as defined in 5.2.3(B) following, the Telephone Company will determine which critical date will be next completed on the order.
- Using the table in 5.2.3(D) following and the critical date as determined above, the Telephone Company will determine the percentage of the provisioning interval not yet completed.
- The Telephone Company will apply this percentage to the sum of all the nonrecurring charges associated with the order and divide this sum by the number of days remaining in the Original Page 5-13
- The per day charges so developed will then be applied on a per day of improvement basis, per order, but in no event shall the charge exceed 50% of the total nonrecurring charges associated with the Access Order.

(TR110)

## ACCESS SERVICE

5. Ordering Options for Switched and Special Access Service (Cont'd)5.2 Access Order (Cont'd)5.2.2 Access Order Modifications (Cont'd)(D) Expedited Order Charge (Cont'd)

To develop, determine and bill the customer the extraordinary costs which may be involved, the special construction terms and conditions as set forth in ALLTEL TELEPHONE SYSTEM TARIFF F.C.C. No. 3 will be used by the Telephone Company. Authorization to incur the costs and to bill the customer will be in accordance with the terms and conditions of ALLTEL TELEPHONE SYSTEM TARIFF F.C.C. No. 3.

When the request for expediting occurs subsequent to the issuance of the Access Order, a Service Date Change Charge as set forth in (A) preceding also applies.

(TR110)

## ACCESS SERVICE

5. Ordering Options for Switched and Special Access Service (Cont'd)5.2 Access Order (Cont'd)5.2.3 Cancellation of an Access Order

(A) A customer may cancel an Access Order for the installation of service on any date prior to the service date. The cancellation date is the date the Telephone Company receives written or verbal notice from the customer that the order is to be cancelled. The verbal notice must be followed by written confirmation within 10 days. If a customer or a customer's end user is unable to accept Access Service within 30 calendar days after the Original Page 5-15 the following options:

- The Access Order shall be cancelled and charges set forth in (B) following will apply, or
- Billing for the service will commence.

In such instances, the cancellation date or the billing date, depending on which option is selected by the customer, shall be the 31st day beyond the Original Page 5-15 Order.

(B) When the customer cancels the Access Order, the applicable cancellation charges are based upon the amount of provisioning completed by the Telephone Company at the time the order is cancelled. These charges include the nonrecoverable cost of equipment and material ordered, provided or used, plus the nonrecoverable cost of installation and removal including the costs of engineering, labor, supervision, transportation, rights-of-way and other associated costs. The charges are determined from certain Telephone company critical dates associated with access order provisioning intervals. At any point in the provisioning interval, the Telephone Company is able to determine which critical date was last completed and can thus determine what percentage of the Telephone Company's provisioning costs have been incurred as of the critical date.

(TR110)

## ACCESS SERVICE

5. Ordering Options for Switched and Special Access Service (Cont'd)5.2 Access Order (Cont'd)5.2.3 Cancellation of an Access Order (Cont'd)

## (B) (Cont'd)

Critical dates determined by the Telephone Company are as follows:

OD Order Date  
Date order received from customer

FOC Firm Order Confirmation  
Date the due date and other information are sent to the customer

MD Memo Date  
Date memo is sent to other departments

DLRD Design Layout Record Date  
Date circuit design is sent to the customer

WOD Work Order Date  
Date work order is sent to other departments

PTD Plant Test Date  
Date all equipment between customer premises and office is installed and tested

CD Completion Date or  
DD Due Date  
Date the order is deemed completed and turned over to the customer

- (C) Installation of Switched or Special Access Service facilities is considered to have started when the Telephone Company incurs any cost in connection therewith or in preparation thereof which would not otherwise have been incurred. When Firm Order Confirmation is issued to the customer, installation has commenced and cancellation charges are assessed as follows:

A charge equal to the non-recurring charges associated with the Access order is multiplied by the appropriate percentage found in 5.2.3(D) following. The last completed critical date will determine which percentage to apply to calculate the Cancellation Charge.

(TR110)

## ACCESS SERVICE

5. Ordering Options for Switched and Special Access Service (Cont'd)5.2 Access Order (Cont'd)5.2.3 Cancellation of an Access Order (Cont'd)

(D) The following chart is used to determine the Cancellation Charge.

<u>Type of Service</u>	(A) <u>Critical Date</u>	(B) Number Of Days After <u>Order Date</u>	(C) Number Of Days Before <u>Due Date</u>	(D) Percent Of Total <u>Charge</u>
Switched Access	OD	0		0%
	FOC	3		4%
	MD	4		6%
	DLRD	10		21%
	WOD	16		21%
	PTD		3	88%
	CD/DD		0	100%
Special Access	OD	0		0%
	FOC	3		5%
	MD	4		7%
	DLRD	11		16%
	WOD	17		34%
	PTD		3	92%
	CD/DD		0	100%

(TR110)



## ACCESS SERVICE

5. Ordering Options for Switched and Special Access Service (Cont'd)5.2 Access Order (Cont'd)5.2.3 Cancellation of an Access Order (Cont'd)

- (E) No Cancellation Charge will apply when the customer cancels an Access Order prior to the start of installation of access facilities or when a customer cancels an order for the discontinuance of service.

If the Telephone Company misses a service date by more than 30 days due to circumstances over which it has direct control (excluding, e.g., acts of God, govern mental requirements, work stoppages and civil commotions), the customer may cancel the Access Order without incurring cancellation charges.

(TR110)

## ACCESS SERVICE

5. Ordering Options for Switched and Special Access Service (Cont'd)5.2 Access Order (Cont'd)5.2.4 Selection of Facilities For Access Orders

- (A) When there are High Capacity facilities to a hub on order or in service for the customer's use, the customer may request a specific channel or transmission path be used to provide the Switched or Special Access Service requested in an Access Order. The Telephone Company will make a reasonable effort to accommodate the customer request.
- (B) For all other Access Orders, the option to request a specific transmission path or channel is not provided except as provided for under Special Facilities Routing as set forth in 11. following.

5.2.5 Minimum Period

- (A) Except as set forth in (B), 6., 7., 8. and 13.4.2 following, the minimum period for which Access Service is provided and for which charges are applicable, is one month.
- (B) The minimum period for part-time Video and Program Audio Special Access Services is one day even though the service will be provided only for the duration of the event specified on the order (e.g., one-half hour, two hours, five hours, etc.).

(TR110)

## ACCESS SERVICE

5. Ordering Options for Switched and Special Access Service (Cont'd)5.2 Access Order (Cont'd)5.2.6 Minimum Period Charges

When Access Service is disconnected prior to the expiration of the minimum period, charges are applicable for the balance of the minimum period. A disconnect constitutes facilities being returned to available inventory.

The Minimum Period Charge for monthly billed services will be determined as follows:

- (A) For Switched Access Service, the charge for a month or fraction thereof is equal to the applicable minimum monthly rates for the capacity as set forth in 6.7.3 following.
- (B) For Special Access Service and flat-rated Switched Access Service, the charge for a month or fraction thereof is the applicable monthly rates for the appropriate channel type as set forth in 7.5 through 7.12 following.

The Minimum Period Charge for part-time Video and Program Audio Services is the applicable daily rate for the appropriate channel type as set forth in 7.8 and 7.9 following.

5.2.7 Mixed Use Facilities

Mixed Use is the provision of Switched and Special Access Services provided over the same High Capacity or Synchronous Optical Channel facilities. Mixed use facilities to a hub or ADM equipped wire center will be ordered and provided as Special Access Service. Where Mixed use is allowed, individual services utilizing these facilities must be ordered either as Switched Access Service or Special Access Service. When placing the order for the individual service(s), the customer must specify a channel assignment for each service ordered.

(TR110)

## ACCESS SERVICE

5. Ordering Options for Switched and Special Access Service (Cont'd)5.2 Access Order (Cont'd)5.2.8 Access Orders For Services Provided By More Than One Exchange Telephone Company

- (A) Access Services provided by more than one Telephone Company are services where one end of the Local Transport, Directory Transport or Channel Mileage element is in the operating territory of one Telephone Company and the other end of the element is in the operating territory of a different Telephone Company or where the 500 or 900 NXX Access Service and the end office are not provided by the same Telephone Company.

The ordering procedure for this service is dependent upon the billing arrangement, as set forth in 2.4.7 preceding, to be used by the Telephone Companies involved in providing the Access Service. The Telephone Company will notify the customer which of the ordering procedures will apply.

## (1) Single Company Billing

The Telephone Company receiving the order from the customer will arrange to provide the service and bill the customer as set forth in 2.4.7(A)(1). The customer will place the order with the Telephone Company as follows:

- (a) For Switched Access Services the customer will place the order with the Telephone Company in whose territory the first point of switching is located. The first point of switching is:

- FGA - dial tone office

(TR110)

## ACCESS SERVICE

5. Ordering Options for Switched and Special Access Service (Cont'd)5.2 Access Order (Cont'd)5.2.8 Access Orders For Services Provided By More Than One Exchange Telephone Company (Cont'd)

## (A) (Cont'd)

## (1) (Cont'd)

## (a) (Cont'd)

When the first point of switching is not in the same Telephone Company's territory as the Interexchange Carrier premises, the customer must supply a copy of the order to the Telephone Company in whose territory the Interexchange Carrier premises is located.

## (2) Multiple Company (Interconnection Point) Billing

Each Telephone Company will provide its portion of the Access Service within its operating territory to a Multiple Company Interconnection Point(s) with the other Telephone Company(s). The Multiple Company Interconnection Point(s) and Billing Percentages will be determined by the Telephone Companies involved in providing the Access Service and listed in EXCHANGE CARRIER ASSOCIATION TARIFF F.C.C. NO. 4. Each Telephone Company will bill the customer for its portion of the service as set forth in 2.4.7(A)(2). All other appropriate charges in each Telephone Company tariff are applicable.

(TR110)

## ACCESS SERVICE

5. Ordering Options for Switched and Special Access Service (Cont'd)5.2 Access Order (Cont'd)5.2.8 Access Orders For Services Provided By More Than One Exchange Telephone Company (Cont'd)

(A) (Cont'd)

(2) (Cont'd)

- (b) For Feature Groups B, C, and D Switched Access Services, the customer must place an order with the Telephone Company in whose territory the end office is located. Customers may, at their option, order FGD to the access tandem.
- (c) Customers ordering Special Access Service to be interconnected with Switched Access Services at Telephone Company designated WATS Serving Offices for the provision of WATS or WATS-type Services must place an order with each Telephone Company in whose territory the end office and the WATS Serving Office are located, if they are not collocated.

(TR110)

## ACCESS SERVICE

5. Ordering Options for Switched and Special Access Service (Cont'd)5.2 Access Order (Cont'd)5.2.8 Access Orders For Services Provided By More Than One Exchange Telephone Company (Cont'd)

(A) (Cont'd)

(2) (Cont'd)

- (d) Except for Special Access Service as set forth in (c) above or as set forth in (e) below, the customer may place the order for a Special Access Service with either Exchange Telephone Company.
- (e) For Special Access Service involving a hub(s) the customer must place the order with the Telephone Company in whose territory the hub(s) is located.
- (g) For initiation, additions, changes or deletions to the 500 or 900 NXX Access Service, the customer must place an order with the Telephone Company who provides the 500 or 900 NXX Access Service translation. The customer must also provide a copy of the order to the Telephone Companies subtending the 500 or 900 NXX Access Service translation office.

For the service(s) ordered as set forth preceding, the customer must also supply a copy of the order to the Telephone Company in whose operating territory a customer designated premises is located and any other Telephone Company(s) involved in providing the service.

(TR110)

## ACCESS SERVICE

6. Switched Access Service6.1 General

Switched Access Service, which is available to customers for their use in furnishing their services to end users, provides a two-point electrical communications path between a customer's premises and an end user's premises. It provides for the use of common terminating, switching and trunking facilities, and for the use of common subscriber plant of the Telephone Company. Switched Access Service provides for the ability to originate calls from an end user's premises to a customer's premises, and to terminate calls from a customer designated premises to an end user's premises in the LATA where it is provided. Specific references to material describing the elements of Switched Access Service are provided in 6.1.1 and 6.1.2 following.

Rates and charges for Switched Access Service depend generally on the specific Feature Group ordered by the customer, e.g., for MTS or WATS services or MTS-WATS equivalent services, and whether it is provided in a Telephone Company end office that is equipped to provide equal or non-equal access. Rates and charges for Switched Access Service are set forth in 6.8 following. The application of rates for Switched Access Service is described in 6.7 following. Rates and charges for services other than Switched Access Service, e.g., a customer's interLATA toll message service, may also be applicable when Switched Access Service is used in conjunction with these other services. Descriptions of such applicability are provided in 6.2.1(A)(7), 6.2.1(B)(3), 6.2.2(A)(5), 6.2.2(B)(4), 6.2.3(A)(5), 6.2.4(A)(4), 6.7.9 and 6.7.11 following. Finally, a credit is (T) applied against line side Switched Access Service charges as described in 6.7.10 following.

(TR110)



## ACCESS SERVICE

6. Switched Access Service (Cont'd)6.1 General (Cont'd)6.1.1 Feature Group Arrangements and Manner of Provision

Switched Access Service is provided in four service categories of standard and optional features called Feature Groups. These are differentiated by their technical characteristics, e.g., line side vs. trunk side connection at the Telephone Company entry switch, and the manner in which an end user accesses them in originating calling, e.g., with or without an access code. Following is a brief description of each Feature Group arrangement.

(A) Feature Group A (FGA)

FGA Access, which is available to all customers, provides lines side access to Telephone Company end office switches with an associated seven digit local telephone number for the customer's use in originating communications from and terminating communications to an Interexchange Carrier's Interstate Service or a customer-provided interstate communications capability. The customer must specify the Interexchange Carrier to which the FGA service is connected or, in the alternative, specify the means by which the FGA access communications are transported to another state. Special Access Services utilized for connection with FGA at Telephone Company designated WATS Serving Offices as set forth in 7. following may be ordered separately by a customer other than the customer which orders the FGA Switched Access Service for the provision of WATS-type services. Special Access Services are ordered as set forth in 5.2 preceding. A more detailed description of FGA Access is provided in 6.2.1 following.

(TR110)

## ACCESS SERVICE

6. Switched Access Service (Cont'd)6.1 General (Cont'd)6.1.1 Feature Group Arrangements and Manner of Provision (Cont'd)(B) Feature Group B (FGB)

FGB Access, which is available to all customers, provides trunk side access to Telephone Company end office switches with an associated uniform 950-10XX access code for the customer's use in originating communications from and terminating communications to an Interexchange Carrier's Interstate Service or a customer provided interstate communications capability. The customer must specify the Interexchange Carrier to which the FGB service is connected or, in the alternative, specify the means by which the FGB access communications is transported to another state. Special Access Services utilized for connection with FGB at Telephone Company designated WATS Serving Offices as set forth in 7. following may be ordered separately by a customer other than the customer which orders the FGB Switched Access Service for the provision of WATS-type services. Special Access Services are ordered as set forth in 5.2 preceding. A more detailed description of FGB Access is provided in 6.2.2 following.

(TR110)

## ACCESS SERVICE

6. Switched Access Service (Cont'd)6.1 General (Cont'd)6.1.1 Feature Group Arrangements and Manner of Provision (Cont'd)(C) Feature Group C (FGC)

FGC Access provides trunk side access to Telephone Company end office switches for the customer's use in originating and terminating communications. Originating and terminating FGC Access is available to providers of MTS and WATS. Originating FGC Access is available to all customers when used to provide 500 and 900 NXX Access Service from end offices not equipped with equal access capabilities. Terminating FGC access is available to all customers other than providers of MTS and WATS when such access is used in conjunction with the provision of 500 and 900 NXX Access Service, but only for purposes of testing. This service is available in all end offices which are not equipped for Feature Group D End Office Switching.

Special Access Services utilized for connection with FGC at Telephone Company designated WATS Serving Offices as set forth in 7. following may be ordered separately by a customer other than the customer which orders the FGC Switched Access Service (i.e., a provider of MTS and WATS) for the provision of WATS Services. Special Access Services are ordered as set forth in 5.2 preceding. A more detailed description of FGC Access is provided in 6.2.3 following.

Operator Transfer Services will be provided over FGC switched access service trunks from the operator service location to the customer's premises. Where required by technical limitations, a separate FGC trunk group will be established for Operator Transfer Service. The operator service location will provide trunk answer and disconnect supervisory signaling to the customer.

(TR110)

## ACCESS SERVICE

6. Switched Access Service (Cont'd)6.1 General (Cont'd)6.1.1 Feature Group Arrangements and Manner of Provision (Cont'd)(D) Feature Group D (FGD)

FGD Access, which is available to all customers, provides trunk side access to Telephone Company end office switches with an associated uniform 101XXXX access code for the customer's use in originating and terminating communications. Special Access Services utilized for connection with FGD at Telephone Company designated WATS Serving offices as set forth in 7. following may be ordered separately by a customer other than the customer which orders the FGD Switched Access Service for the provision of WATS or WATS-type services. Special Access Services are ordered as set forth in 5.2 preceding. A more detailed description of FGD Access is provided in 6.2.4 following.

Operator Transfer Services will be provided over FGD switched access service trunks from the operator service location to the customer's premises. Where required by technical limitations, a separate FGD trunk group will be established for Operator Transfer Service. The operator service location will provide trunk answer and disconnect supervisory signaling to the customer.

(TR110)

## ACCESS SERVICE

6. Switched Access Service (Cont'd)6.1 General (Cont'd)6.1.1 Feature Group Arrangements and Manner of Provision (Cont'd)(E) Manner of Provision

Switched Access is furnished in either quantities of lines or trunks, or in busy hour minutes of capacity (BHMCs). FGA Access and FGB Access are furnished on a per-line or per-trunk basis respectively. FGC Access and FGD Access are furnished on a BHMC basis and on a per trunk basis as set forth in 5.2 preceding.

BHMCs are differentiated by type and directionality of traffic carried over a Switched Access Service arrangement. Differentiation of traffic among BHMC types is necessary for the Telephone Company to properly design Switched Access Service to meet the traffic carrying capacity requirement of the customer.

There are three major BHMC categories identified as: Originating, Terminating and Directory Assistance. Originating BHMCs represent access capacity within a LATA for carrying traffic from the end user to the customer; Terminating BHMCs represent access capacity within a LATA for carrying traffic from the customer to the end user; and, Directory Assistance BHMCs represent access capacity within a LATA for carrying Directory Assistance traffic from the customer to a Directory Assistance location. When ordering capacity for FGC Access or FGD Access, the customer must at a minimum specify such access capacity in terms of Originating BHMCs and/or Terminating BHMCs. Directory Assistance BHMCs are used for ordering Directory Assistance Access Service.

(TR110)

## ACCESS SERVICE

6. Switched Access Service (Cont'd)6.1 General (Cont'd)6.1.1 Feature Group Arrangements and Manner of Provision (Cont'd)(E) Manner of Provision (Cont'd)

Because some customers will wish to further segregate their originating traffic into separate trunk groups, or because segregation may be required by network considerations Originating BHMCs are further categorized into Domestic, 500, 700, 8XX, 900, Operator, IDDD and Operator Transfer Services. Domestic BHMCs represent access capacity for carrying only domestic traffic other than 500, 700, 8XX, 900, Operator and Operator Transfer Services traffic; IDDD BHMCs represent access capacity for carrying only international traffic; and, 500, 700, 8XX, 900, Operator and Operator Transfer Services BHMCs represent access capacity for carrying, respectively, only 500, 700, 8XX, 900, Operator or Operator Transfer Services traffic.

When ordering such types of access capacity, the customer must specify Domestic, 500, 700, 8XX, 900, Operator, IDDD or Operator Transfer Services BHMCs.

6.1.2 Rate Categories

There are four rate categories which apply to Switched Access Service:

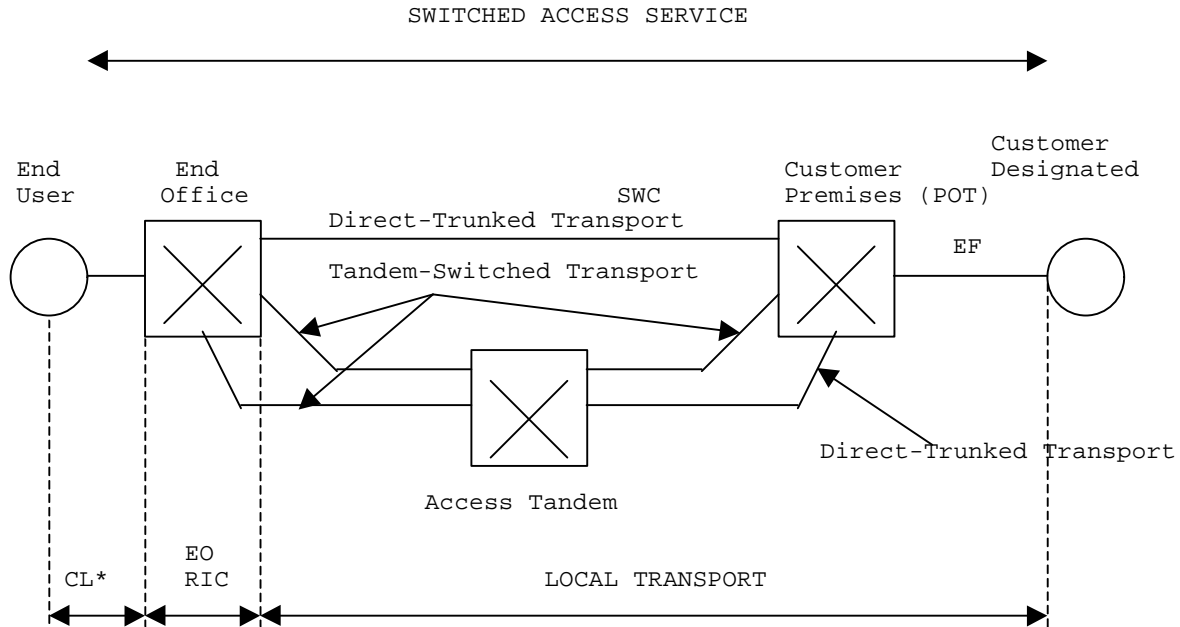
- Local Transport (described in 6.1.2(A) following)
- End Office (described in 6.1.2(B) following)
- Carrier Common Line (described in Section 3 preceding)
- End User (described in Section 4 preceding)

(TR110)

## ACCESS SERVICE

6. Switched Access Service (Cont'd)6.1 General (Cont'd)6.1.2 Rate Categories (Cont'd)

The following diagram depicts a generic view of the components of Switched Access Service and the manner in which the components are combined to provide a complete Access Service.



CL=Common Line

EO=End Office

EF=Entrance Facility

POT=Point of Termination

RIC=Residual Interconnection Charge

SWC=Serving Wire Center

Direct-Trunked Transport

- Direct-Trunked Facility

- Direct-Trunked Termination

- Access Tandem Direct Trunk Port

Tandem-Switched Transport

- Tandem-Switched Facility

- Tandem-Switched Termination

- Tandem Switching Charge

- Tandem-Switched Multiplexer

\*Carrier Common Line access is provided under Section 3. of this Tariff.

(TR110)

## ACCESS SERVICE

6. Switched Access Service (Cont'd)6.1 General (Cont'd)6.1.2 Rate Categories (Cont'd)(A) Local Transport

The Local Transport rate category provides the transmission facilities between the customer designated premises and the end office switch(es), which may be a Remote Switching Module(s), where the customer's traffic is switched to originate or terminate the customer's communications. Mileage measurement rules are set forth in 6.7.12 following and in this section.

Local Transport is a two-way voice frequency transmission path composed of facilities determined by the Telephone Company. The two-way voice frequency transmission path permits the transport of calls in the originating direction (from the end user end office switch to the customer designated premises) and in the terminating direction (from the customer designated premises to the end office switch), but not simultaneously. The voice frequency transmission path may be comprised of any form or configuration of plant capable of and typically used in the telecommunications industry for the transmission of voice and associated telephone signals within the frequency bandwidth of approximately 300 to 3000 Hz. The customer must specify the choice of facilities (i.e., Voice Grade 2-Wire, Voice Grade 4-Wire, or High Capacity DS1 or DS3, or Synchronous Optical Channel OC3 or OC12) to be used in the provision of the Direct-Trunked Transport or Entrance Facility. High Capacity DS3 and Synchronous Optical Channel facilities are only available at wire centers identified in NATIONAL EXCHANGE CARRIER ASSOCIATION, F.C.C. No. 4, WIRE CENTER INFORMATION.

The customer must specify when ordering: (1) whether the service is to be directly routed to an end office switch or through an access tandem switch, (2) the type of Direct-Trunked Transport and whether it will overflow to Tandem-Switched Transport when service is directly routed to an end office, (3) the type of Entrance Facility, (4) the directionality of the service, and (5) when multiplexing is required, the hub(s) at which the multiplexing will be provided.

(TR110)



## ACCESS SERVICE

6. Switched Access Service (Cont'd)6.1 General (Cont'd)6.1.2 Rate Categories (Cont'd)(A) Local Transport (Cont'd)

Additionally, when service is to be routed through an access tandem switch, the customer must specify whether the facility between the serving wire center and the tandem is to be provided as Direct-Trunked Transport or Tandem-Switched Transport.

When the customer has both Tandem-Switched Transport and Direct-Trunked Transport at the same end office, Alternate Traffic Routing as set forth in 6.3.1(N) following can be provided at the customer's option.

Direct-Trunked Transport is available at all tandems and at all end offices except those end offices identified in NATIONAL EXCHANGE CARRIER ASSOCIATION, INC. TARIFF F.C.C. NO. 4. as not having the capability to provide Direct-Trunked Transport. Direct-Trunked Transport is not available: (1) from end offices that provide equal access through a centralized equal access arrangement, (2) from end offices that lack recording or measurement capability, and (3) for originating 800 calls from non-Service Switching Point (SSP) equipped end offices that can not accommodate direct trunking of originating 800 calls.

(TR110)

## ACCESS SERVICE

6. Switched Access Service (Cont'd)6.1 General (Cont'd)6.1.2 Rate Categories (Cont'd)(A) Local Transport (Cont'd)

Local Transport is provided at the rates and charges set forth in 6.8.1 following. The application of these rates with respect to individual Feature Groups is as set forth in 6.7.1(D) following.

The Local Transport Rate Category includes five classes of rate elements: (1) Entrance Facility, (2) Direct-Trunked Transport, (3) Tandem-Switched Transport, (4) Residual Interconnection Charge, and (5) Multiplexing.

(1) Entrance Facility

The Entrance Facility recovers a portion of the costs associated with a communications path between a customer designated premises and the serving wire center of that premises. Included as part of the Entrance Facility is a standard channel interface arrangement which defines the technical characteristics associated with the type of facilities to which the access service is to be connected at the customer designated premises and the type of signaling capability, if any.

Five types of Entrance Facility are available:

- Voice Grade 2 or 4 wire (an analog channel with an approximate bandwidth of 300 to 3000 hz),
- High Capacity DS1 (an isochronous serial digital channel with a rate of 1.544 Mbps),
- High Capacity DS3 (an isochronous serial digital channel with a rate of 44.736 Mbps).
- Synchronous Optical Channel OC3 (a synchronous optical channel with a rate of 155.52 Mbps);
- Synchronous Optical Channel OC12 (a synchronous optical channel with a rate of 622.08 Mbps).

The minimum period for which a DS3 or Synchronous Optical Channel Entrance Facility is provided is twelve months.

(TR110)

## ACCESS SERVICE

6. Switched Access Service (Cont'd)6.1 General (Cont'd)6.1.2 Rate Categories (Cont'd)(A) Local Transport (Cont'd)(1) Entrance Facility (Cont'd)

One charge applies for each Entrance Facility that is terminated at a customer designated premises. This charge specified in 6.8.1 following will apply even if the customer designated premises and the serving wire center are collocated in a Telephone Company building.

A customer's Local Transport may be connected to the Entrance Facility of another customer, providing the other customer submits a Letter of Authorization for this connection and assumes full responsibility for the cost of the Entrance Facility.

(2) Direct-Trunked Transport

The Direct-Trunked Transport rate elements recover a portion of the cost associated with a communications path on circuits dedicated to the use of a single customer between:

- the serving wire center and an end office,
- the serving wire center and a tandem,
- the serving wire center and a hub,
- a hub and an end office,
- the serving wire center where add/drop multiplexing functions are performed,
- an ADM equipped wire center and an end office.

Direct-Trunked Transport is available to all tandems and to all end offices except those end offices identified in NATIONAL EXCHANGE CARRIER ASSOCIATION, INC. TARIFF F.C.C. NO. 4, WIRE CENTER INFORMATION as not having the capability to provide Direct-Trunked Transport.

(TR110)

## ACCESS SERVICE

6. Switched Access Service (Cont'd)6.1 General (Cont'd)6.1.2 Rate Categories (Cont'd)(A) Local Transport (Cont'd)(2) Direct-Trunked Transport (Cont'd)

Direct-Trunked Transport is not available: (1) from end offices that provide equal access through a centralized equal access arrangement, (2) from end offices that lack recording or measurement capability, and (3) for originating 8XX calls from non-Service Switching Point (SSP) equipped end offices that can not accommodate direct trunking of originating 8XX calls.

Five types of Direct-Trunked Transport are available:

- (1) Voice Grade (an analog channel with an approximate bandwidth of 300 to 3000 Hz),
- (2) High Capacity DS1 (an isochronous serial digital channel with a rate of 1.544 Mbps),
- (3) High Capacity DS3 (an isochronous serial digital channel with a rate of 44.736 Mbps),
- (4) Synchronous Optical Channel OC3 (a synchronous optical channel with a rate of 155.52 Mbps);
- (5) Synchronous Optical Channel OC12 (a synchronous optical channel with a rate of 622.08 Mbps).

The minimum period for which a High Capacity DS3 or Synchronous Optical Direct-Trunked Transport is provided is twelve months.

High Capacity DS1 Direct-Trunked Transport can not be terminated at end offices that are not identified as hub offices that provide DS1 to Voice Grade multiplexing or are not electronic end offices. Additionally, DS3 Direct-Trunked Transport can not be terminated at end offices that are not identified as hub offices that provide DS3 to DS1 multiplexing.

Synchronous Optical Channel Service OC3 and OC12 Direct Trunked Transport can not be terminated at end offices that are not identified as ADM equipped wire centers that provide OC3 to DS1 or OC12 to OC3 Add/Drop Multiplexing.

Offices that provide multiplexing and add/Drop Multiplexing functions are identified in NATIONAL EXCHANGE CARRIER ASSOCIATION, INC. TARIFF F.C.C. NO. 4, WIRE CENTER INFORMATION.

(TR110)

## ACCESS SERVICE

6. Switched Access Service (Cont'd)6.1 General (Cont'd)6.1.2 Rate Categories (Cont'd)(A) Local Transport (Cont'd)(2) Direct-Trunked Transport (Cont'd)

Direct-Trunked Transport rates consist of a Direct-Trunked Facility rate specified in 6.8.1 following which is applied on a per mile basis and a Direct-Trunked Termination rate which is applied at each end of each measured segment of the Direct-Trunked Facility (e.g., at the end office, hub, tandem, ADM equipped wire center, and serving wire center). When the Direct-Trunked Facility mileage is zero, neither the Direct-Trunked Facility rate nor the Direct-Trunked Termination rate will apply.

The Direct-Trunked Facility rate recovers a portion of the costs of the transmission facilities, including intermediate transmission circuit equipment, between the end points of the interoffice circuits.

The Direct-Trunked Termination rate specified in 6.8.1 following recovers a portion of the costs of the circuit equipment that is necessary for the termination of each end of the Direct-Trunked Facility.

(3) Access Tandem Direct Trunk Port

Charges for Access Tandem Direct Trunk Ports, located on the serving wire center side of the Access Tandem, recover costs to terminate direct trunks. Access Tandem Direct Trunk Ports are a flat-rate monthly charge as specified in 6.8.1 following assessed to the customer purchasing the dedicated trunk terminated at that port.

(TR110)

## ACCESS SERVICE

6. Switched Access Service (Cont'd)6.1 General (Cont'd)6.1.2 Rate Categories (Cont'd)(A) Local Transport (Cont'd)(4) Tandem-Switched Transport

The Tandem-Switched Transport rate elements recover a portion of the costs associated with a communications path between a serving wire center and an end office or between a tandem and an end office on circuits that are switched at a tandem switch.

Tandem-Switched Transport rates consist of a Tandem Switching Charge rate, a Tandem-Switched Facility rate, and a Tandem-Switched Termination rate.

The Tandem Switching Charge rate recovers a portion of the costs of switching traffic through an access tandem. The Tandem Switching Charge rate specified in 6.8.1 following is applied on a per access minute per tandem basis for all originating and all terminating minutes of use switched at the tandem. Tandem locations are identified in NATIONAL EXCHANGE CARRIER ASSOCIATION, INC. TARIFF F.C.C. NO. 4, WIRE CENTER INFORMATION.

The Tandem-Switched Facility rate recovers a portion of the costs of the transmission facilities, including intermediate transmission circuit equipment, between the end points of the interoffice circuits.

(TR110)

## ACCESS SERVICE

6. Switched Access Service (Cont'd)6.1 General (Cont'd)6.1.2 Rate Categories (Cont'd)(A) Local Transport (Cont'd)(4) Tandem-Switched Transport (Cont'd)

The Tandem-Switched Facility rate specified in 6.8.1 following is applied on a per access minute per mile basis for all originating and terminating minutes of use routed over the facility. Mileage for Tandem-Switched Facility is measured in segments, as set forth in 6.7.12 following.

The Tandem-Switched Termination rate recovers a portion of the costs of the circuit equipment necessary for the termination of each end of each measured segment of the Tandem-Switched Facility. The Tandem-Switched Termination rate specified in 6.8.1 following is applied on a per access minute per measured segment of Tandem-Switched Facility basis for all originating and terminating minutes of use routed over the facility. When the Tandem-Switched Facility mileage is zero, the Tandem-Switched Facility rate will not apply, however, the Tandem-Switched Termination rate will apply.

The Tandem-Switched Multiplexing charge recovers the cost of multiplexing equipment on the end office side of the tandem switch and the trunk side of the end office. The Tandem-Switched Multiplexing charge specified in 6.8.1 following is a per-minute charge assessed to the customer purchasing common transport on the end office-to-tandem link.

(TR110)

## ACCESS SERVICE

6. Switched Access Service (Cont'd)6.1 General (Cont'd)6.1.2 Rate Categories (Cont'd)(A) Local Transport (Cont'd)(5) Residual Interconnection Charge

The Residual Interconnection Charge rate recovers the non-facilities costs and other residual costs associated with Local Transport that are not recovered by other local transport rate elements. The Residual Interconnection Charge specified in 6.8.1 following applies at the end office to all switched access minutes of use (i.e., both Tandem-Switched and Direct-Trunked) for all carriers.

The Supplemental LEC Transport Charge rate recovers facilities costs associated with Local Transport that are not recovered by other rate elements. The Supplemental LEC Transport Charge specified in 6.8.1 following applies at the end office to all switched access minutes of use (i.e., both Tandem-Switched and Direct-Trunked) for all carriers except competitive providers of local transport. This supplemental charge is applied in addition to the Residual Interconnection Charge.

(6) Multiplexing

Multiplexing provides an arrangement for converting a single, higher capacity or bandwidth circuit to several lower capacity or bandwidth circuits.

When a derived channel is itself multiplexed to derive additional channels with a lesser capacity, this is referred to as cascade multiplexing. When cascade multiplexing occurs, a charge for the additional multiplexing is performed at different dubbing locations, Direct Trunked Transport charges also apply between the hubs.

DS3 to DS1 Multiplexing charges specified in 6.8.1 following apply when a High Capacity DS3 Entrance Facility or High Capacity DS3 Direct-Trunked Facility is connected with High Capacity DS1 Direct-Trunked Transport. The DS3 to DS1 multiplexer will convert a 44.736 Mbps channel to 28 DS1 channels using digital time division multiplexing.

DS1 to Voice Grade Multiplexing charges specified in 6.8.1 following apply when a High Capacity DS1 Entrance Facility or High Capacity DS1 Direct-Trunked Facility is connected with Voice Grade Direct-Trunked Transport. However, a DS1 to Voice Grade Multiplexing charge does not apply when a High Capacity DS1 Entrance Facility or High Capacity DS1 Direct-Trunked Transport is terminated at an electronic end office and only Switched Access Service is provided over the DS1 facility (i.e., Voice Grade Special Access channels are not derived). The DS1 to Voice Grade multiplexer will convert a 1.544 Mbps channel to 24 Voice Grade channels.

(TR110)



## ACCESS SERVICE

6. Switched Access Service (Cont'd)6.1 General (Cont'd)6.1.2 Rate Categories (Cont'd)(A) Local Transport (Cont'd)(6) Multiplexing (Cont'd)

Multiplexing is only available at wire centers identified in NATIONAL EXCHANGE CARRIER ASSOCIATION, INC. TARIFF F.C.C. NO. 4, WIRE CENTER INFORMATION.

(7) Add/Drop Multiplexing

Add/Drop Multiplexing provides a type of multiplexing function in connection with Synchronous Optical Channel Service that allows lower level signals to be added or dropped from a high speed optical carrier channel within a Telephone Company wire center.

The Add/Drop Multiplexing Central Office Port charge applies to the interface provided at a Telephone Company wire center for the purpose of adding or dropping lower capacity services from Synchronous Optical Channel Entrance Facilities or Direct Trunked Transport. Central Office Ports are available at the following speeds:

<u>Central Office Port</u>	<u>Speed</u>
OC3	155.52 Mbps
DS3	44.736 Mbps
DS1	1.544 Mbps

OC12 service may only be multiplexed to OC3 channels.

When an OC3 channel is derived from an OC12 service and is further de-multiplexed to obtain DS3 service, a DS3 port charge will apply in addition to the OC3 port charge.

When a DS3 channel is derived from an OC3 or OC12 service and is further de-multiplexed to obtain DS1 service, a DS3 to DS1 Multiplexing charge will apply in addition to the DS3 port charge.

When a DS1 channel is derived from an OC3 service, a DS1 port charge will apply.

When a DS1 channel is further de-multiplexed to a lower level signal, a DS1 to Voice Grade Multiplexing Charge will also apply.

Add/Drop Multiplexing is only available at wire centers identified in NATIONAL EXCHANGE CARRIER ASSOCIATIONS, INC. TARIFF F.C.C. NO 4, WIRE CENTER INFORMATION.

(TR110)

## ACCESS SERVICE

6. Switched Access Service (Cont'd)6.1 General (Cont'd)6.1.2 Rate Categories (Cont'd)(A) Local Transport (Cont'd)(8) Customer Node

A Customer Node charge applies when the Telephone Company provides terminal equipment at the Customer designated premises for termination of a Synchronous Optical Channel Entrance Facility. The Customer Node charge is determined by the level of optical service (i.e., OC3 or OC12) delivered to the premises. Each Customer Node must be configured with one or more Customer Premises Ports.

Customer Premises Port charges apply in conjunction with the Customer Node charge. Each Customer Premises Port provides the interface to derive a lower capacity service at the customer premises. The type and quantity of ports is determined by the customer and is based on the type of Customer Node selected and the number of DS1, DS3, STS-1, and/or OC3 channels ordered. Customer Premises Ports are available at the following speeds:

<u>Customer premises Port</u>	<u>Speed</u>
OC3	155.52 Mbps
DS3	44.736 Mbps
DS1	1.544 Mbps

(9) Interface Groups

Ten Interface Groups are provided for terminating the Local Transport Entrance Facility at the customer's designated premises. Each Interface Group provides a specified premises interface (e.g., two-wire, four-wire, DS1, etc.). Where transmission facilities permit, and at the option of the customer, the Entrance Facility may be provided with optional features as set forth in (7) following.

As a result of the customer's access order and the type of Telephone Company transport facilities serving the customer's designated premises, the need for signaling conversions as a result of the customer's access order and the type of Telephone Company transport facilities serving the customer's designated premises, the need for signaling conversions or two-wire to four-wire conversions, or the need to terminate digital or high frequency facilities in channel bank equipment may require that Telephone Company equipment be placed at the customer's designated premises. For example, if a voice frequency interface is ordered by the customer and the Telephone Company facilities serving the customer's designated premises are digital, then Telephone Company channel bank equipment must be placed at the customer's designated premises in order to provide the voice frequency interface ordered by the customer.

(TR110)

## ACCESS SERVICE

6. Switched Access Service (Cont'd)6.1 General (Cont'd)6.1.2 Rate Categories (Cont'd)(A) Local Transport (Cont'd)(9) Interface Groups

Technical specifications concerning the available interface groups are set forth in 15.1 following.

(10) Nonchargeable Optional Features

Where transmission facilities permit, the Telephone Company will, at the option of the customer, provide the following nonchargeable optional features in association with Local Transport.

(a) Supervisory Signaling

Where the transmission parameters permit, and where signaling conversion is required by the customer to meet its signaling capability, the customer may order an optional supervisory signaling arrangement for each transmission path provided as set forth in 15.1.12 following.

(b) Customer Specified Entry Switch Receive Level

This feature allows the customer to specify the receive transmission level at the first point of switching. The range of transmission levels which may be specified is described in Technical Reference TR-NPL-000334. This feature is available with Interface Groups 2 through 10 for Feature Groups A and B.

(TR110)

## ACCESS SERVICE

6. Switched Access Service (Cont'd)6.1 General (Cont'd)6.1.2 Rate Categories (Cont'd)(A) Local Transport (Cont'd)(10) Nonchargeable Optional Features (Cont'd)(c) Customer Specification of Local Transport Termination

This option allows the customer to specify, for Feature Group B routed directly to an end office or access tandem, a four-wire termination of the Local Transport at the entry switch in lieu of a Telephone Company selected two-wire termination. This option is available only when the Feature Group B arrangement is provided with Type B Transmission Specifications.

(d) Customer Subscription to CCSNC

When a customer subscribes to Common Channel Signaling (SS7) Network Connection Service (CCSNC Service), the following optional features are made available and are described in 6.3.1 following.

- Signaling System 7 (SS7) Signaling
- Calling Party Number
- Carrier Selection Parameter
- Charge Number Parameter

(11) Chargeable Optional Features(a) Common Channel Signaling, Signaling System 7 (CCS/SS7) Network Connection (CCSNC) Service

This service provides a signaling path between a customer's designated Signaling Point of Interface (SPOI) and a Telephone Company's Signaling Transfer Point (STP). CCSNC is provided as set forth in 6.3.3(C) following.

(TR110)

## ACCESS SERVICE

6. Switched Access Service (Cont'd)6.1 General (Cont'd)6.1.2 Rate Categories (Cont'd)(A) Local Transport (Cont'd)(11) Chargeable Optional Features (Cont'd)(b) CIC and OZZ Signaling Information (COSI)

This option is end office-generated signaling which provides the Carrier Identification Code (CIC) and the OZZ digits needed to perform tandem switching functions for switched transport services. This option is only available with the Feature Group D trunks when directly routed to an equal access end office switch. It is not available from the Telephone Company's access tandem. CIC and OZZ Signaling Information is provided as set forth in 6.3.3(D) following, via multifrequency (MF) address signaling or, where technically feasible, via out of band CCS/SS7 signaling.

(c) Clear Channel Capability (CCC)

CCC is a Feature Group D (FGD) Direct-Trunked Transport arrangement that allows a customer to transport 1.536 Mbps information rate signals over a 1.544 Mbps High Capacity DS1 channel or over a 1.544 Mbps High Capacity DS1 channel derived from a multiplexed 44.736 Mbps High Capacity DS3 channel with no constraint on the quantity or sequence of one and zero bits. This arrangement requires the customer interface to conform to Bipolar with Eight Zero Substitution (B8ZS) line code as described in Technical Reference TR-NRL-000054 and Technical Reference TR-INS-000342. The CCC optional feature is provided as set forth in 6.3.3(F) following.

(B) End Office

The End Office rate category provides the local end office switching and end user termination functions necessary to complete the transmission of Switched Access communications to and from the end users served by the local end office. The End Office rate category includes the Switching and Information (i.e., Directory Assistance) rate elements. The components which make up the Switching rate element include Local Switching, Line Termination and Intercept. End Office rate elements are set forth in 6.8.2 following. The application of the Switching rate element with respect to individual Feature Groups is as set forth in 6.7.1(D) following.

(TR110)

## ACCESS SERVICE

6. Switched Access Service (Cont'd)6.1 General (Cont'd)6.1.2 Rate Categories (Cont'd)(B) End Office (Cont'd)(1) Switching(a) Local Switching

Local Switching provides for the use of end office switching equipment. The premium charge is divided into two distinct categories, i.e., LS1 and LS2. The first category, LS1, provides local dial switching for Feature Groups A and B except for: (1) Feature Group B when utilized to provide MTS/WATS service and (2) Feature Groups A and B used for terminating inward WATS and WATS-type service at an equal access WATS Serving Office. The second category, LS2, provides local dial switching for: (1) Feature Groups C and D, (2) for FGB when utilized to provide MTS/WATS service, and (3) for Feature Groups A and B used for terminating inward WATS and WATS-type service at an equal access WATS Serving Office.

Where end offices are appropriately equipped, international dialing may be provided as a capability associated with LS2 which provides local dial switching for Feature Groups C and D. International dialing provides the capability of switching international calls with service prefix and address codes having more digits than are capable of being switched through a standard FGC or FGD equipped end office.

Rates for LS1 and LS2 are set forth in 6.8.2 (A) following.

There are two types of local switching functions, i.e., Common Switching functions and Transport Termination functions. These are described in (i) and (ii) following.

(TR110)

## ACCESS SERVICE

6. Switched Access Service (Cont'd)6.1 General (Cont'd)6.1.2 Rate Categories (Cont'd)(B) End Office (Cont'd)(1) Switching (Cont'd)(a) Local Switching (Cont'd)(i) Common Switching

Common Switching provides the local end office switching functions associated with the various access (i.e., Feature Group) switching arrangements. The Common Switching arrangements provided for the various Feature Group arrangements are described in 6.2 following.

(TR110)

## ACCESS SERVICE

6. Switched Access Service (Cont'd)6.1 General (Cont'd)6.1.2 Rate Categories (Cont'd)(B) End Office (Cont'd)(1) Switching (Cont'd)(a) Local Switching (Cont'd)(i) Common Switching (Cont'd)

Included as part of Common Switching are various nonchargeable optional features which the customer can order to meet the customer's specific communications requirements. These optional features are described in 6.3.1 following.

(ii) Transport Termination

Transport Termination provides for the line or trunk side arrangements which terminate the Local Transport facilities. Included as part of Transport Termination are various nonchargeable optional termination arrangements. These optional terminating arrangements are described in 6.3.2 following.

The number of Transport Terminations provided will be determined by the Telephone Company as set forth in 6.5.6 following.

(b) Line Termination

Line Termination provides the terminations for the end user lines terminating in the local end office. There are two types of Line Terminations, i.e., Common Line Terminations and Special Access Service Terminations utilized in the provision of WATS or WATS-type services at Telephone Company designated WATS Serving Offices.

(TR110)



## ACCESS SERVICE

6. Switched Access Service (Cont'd)6.1 General (Cont'd)6.1.2 Rate Categories (Cont'd)(B) End Office (Cont'd)(1) Switching (Cont'd)(b) Line Termination (Cont'd)

The above Special Access Service Terminations are differentiated by line side vs. trunk side terminations. In addition, there are various types of originating and terminating line side terminations depending on the type of signaling associated with the Special Access Service. Line side terminations are available with either dial pulse or dual tone multi frequency address signaling.

(c) Intercept

Intercept provides for the termination of a call at a Telephone Company Intercept operator or recording. The operator or recording tells a caller why a call, as dialed, could not be completed, and if possible, provides the correct number.

(2) Directory Assistance Information Surcharge

Directory Assistance Information Surcharge rates are assessed to a customer based on the total number of access minutes. Directory Assistance Information Surcharge rates are as set forth in 6.8.2 following. The application of these rates with respect to individual Feature Groups is as set forth in 6.7.1(D) following.

The number of end office switching transmission paths will be determined as set forth in 6.5.5 following.

(TR110)

## ACCESS SERVICE

6. Switched Access Service (Cont'd)6.1 General (Cont'd)6.1.2 Rate Categories (Cont'd)(B) End Office (Cont'd)(3) End Office Direct Trunk Port

Charges for End Office Direct Trunk Ports, located on the trunk side of the end office, recover costs to terminate direct trunks. End Office Direct Trunk Ports are a flat-rate monthly charge as specified in 6.8.2 following assessed to the customer purchasing the dedicated trunk terminated at that port.

(4) End Office Common Trunk Port

Charges for DS-1 End Office Common Trunk Ports, located on the trunk side of the end office, recover costs to terminate common trunks. End Office Common Trunk Ports are per minute-of-use charge as specified in 6.8.2 following assessed to the customer of common transport trunks terminating at these ports.

(TR110)

## ACCESS SERVICE

6. Switched Access Service (Cont'd)6.1 General (Cont'd)6.1.2 Rate Categories (Cont'd)(C) Marketing Expenses

The Marketing Expense charge recovers residual marketing expenses not recovered from end user SLCs or PICCs due to ceiling limitations. These residual expenses are recovered through per-minute charges on originating and terminating access rates as specified in 6.8.7 following. These per-minute charges will be applied on the same basis as Carrier Common Line minutes of use.

(TR110)

## ACCESS SERVICE

6. Switched Access Service (Cont'd)6.1 General (Cont'd)6.1.2 Rate Categories (Cont'd)(D) Chargeable Optional Features

Where facilities permit, the Telephone Company, will at the option of the customer, provide the following chargeable optional features.

(1) NXX Translation for 500 or 900 Access Service

The NXX Translation rate element for 500 or 900 Access Service provides for customer identification of calls dialed by end users of the form 1+SAC+NXX-XXXX. The NXX codes are assigned to specific customers in conformance with the North American Numbering Plan (NANP).

NXX code assignment(s) will be made by the Bellcore NANP Coordinator. The Telephone Company will use the NXX code to identify the customer to whose point of termination the traffic is to be delivered, (i.e., at appropriately equipped electronic end offices, access tandems or through contracted arrangements with other parties.) NXX translation for 500 or 900 NXX service is provided at the ordered end offices. It is then the responsibility of the customer to do any further translation the customer deems necessary and route the call. Customer assigned NXX codes which have not been ordered will be blocked.

(a) 500 or 900 NXX Translation

A nonrecurring charge, as set forth in 6.8.3 following, is associated with 500 or 900 Translation.

This nonrecurring charge is assessed by the Telephone Company on a per SAC order basis regardless of the number of NXX codes specified on the order.

The description and application of this service with respect to Feature Group C and Feature Group D is as set forth in 6.7.1(C)(2) and 6.7.1(D) following.

(TR110)

## ACCESS SERVICE

6. Switched Access Service (Cont'd)6.1 General (Cont'd)6.1.2 Rate Categories (Cont'd)(D) Chargeable Optional Features (Cont'd)(2) 8XX Data Base Access Service

8XX Data Base Access Service provides for customer identification of calls dialed by end users, based on the dialed 8XX number in the form 1+8XX+XXX-XXXX. The 8XX numbers are assigned to 8XX service subscribers in conformance with the North American Numbering Plan (NANP). 8XX number assignment will be made by the 8XX Service Management System (SMS/8XX) Administrator. The Telephone Company will perform carrier selection for each 8XX number call by querying a data base to determine the customer to whose point of termination the call is to be delivered and includes area of service routing which allows routing of 8XX calls by telephone companies to different inter-exchange carriers based on the Local Access Transport Area (LATA) in which the call originates. Unless the customer has ordered 8XX data base optional vertical services, it is then the responsibility of the customer to perform any further translation the subscriber deems necessary and route the call. Calls to 8XX number, for which a data base query returns a carrier identification for a carrier that has not ordered Switched Access Service, will be blocked.

(TR110)

## ACCESS SERVICE

6. Switched Access Service (Cont'd)6.1 General (Cont'd)6.1.2 Rate Categories (Cont'd)(D) Chargeable Optional Features (Cont'd)(2) 8XX Data Base Access Service (Cont'd)

In addition to the carrier selection function performed, the data base can be used to provide various vertical service features. Charges for Vertical Service Features are in addition to Carrier Selection charges. These optional vertical features include:

- POTS translation of 8XX numbers (which is generally necessary for the routing of 8XX calls)
- Other Vertical Service Features (This charge is in addition to the POTS Translation Charge, if applicable)
  - Alternate POTS translation (which allows subscribers to vary the routing of 8XX calls based on factors such as time of day, day of week, specific dates, originating NPA-NXX-XXXX and/or percent allocation)
  - Multiple carrier routing (which allows subscriber to route to different carriers based on factors such as time of day, day of week, specific dates, originating NPA- NXX-XXXX and/or percent allocation)
  - Call validation (ensuring that calls originate from subscribed service areas)

When Other Vertical Service Feature charge is applicable, only one charge will be assessed, regardless of the number of Other Vertical Service Features provided.

(TR110)

## ACCESS SERVICE

6. Switched Access Service (Cont'd)6.1 General (Cont'd)6.1.2 Rate Categories (Cont'd)(D) Chargeable Optional Features (Cont'd)(2) 8XX Data Base Access Service (Cont'd)(a) 8XX Data Base Queries

8XX data base charges, as set forth in 6.8.4 following, are associated with the carrier selection and vertical service features. The 8XX data base charges will be assessed by the Telephone Company on a per completed 8XX data base query basis even if the Telephone Company does not actually deliver the associated 8XX call to the customer or Interexchange Carrier (IXC).

An Independent Telephone Company (ITC) that subtends the Company's Service Switching Point (SSP) may elect, by notifying the Company in writing, to have the Company bill the ITC the 8XX data base query charges associated with 8XX calls originating from the ITC. If the ITC so elects and the Company can identify the originating end office for the 8XX data base queries associated with 8XX calls originating from the ITC, the ITC will be assessed the 8XX data base query charges, per completed query, for those 8XX calls that originate from the ITC. In this case, the ITC is responsible for billing the interexchange carriers (IXC) for 8XX data base charges based on the ITC's tariffed rate.

If the Company is unable to identify, for any reason, the originating end office for the 8XX data base queries (carrier selection and/or vertical features) associated with 8XX calls originating from a particular ITC that subtends the Company's SSP, the Company will bill the IXC directly for the 8XX data base queries.

(TR110)

## ACCESS SERVICE

6. Switched Access Service (Cont'd)6.1 General (Cont'd)6.1.2 Rate Categories (Cont'd)(D) Chargeable Optional Features (Cont'd)(2) 8XX Data Base Access Service (Cont'd)(a) 8XX Data Base Queries (Cont'd)

If the ITC subtending the Company's SSP does not elect to have the Company bill the ITC the 8XX data base query charges, the Company will bill the IXC the 8XX data base query charges associated with 8XX calls originating from the ITC. In this case, the ITC will not bill the IXC 8XX data base query charges.

The description and application of this service with respect to Feature Group C and Feature Group D is as set forth in 6.7.1(D) following.

(TR110)



## ACCESS SERVICE

6. Switched Access Service (Cont'd)6.1 General (Cont'd)6.1.2 Rate Categories (Cont'd)(D) Chargeable Optional Features (Cont'd)(3) Billing Name and Address

The Company will provide to telecommunications service providers or to the authorized billing agents of telecommunications service providers, the billing name and address (BNA) of the Company's subscribers with listed telephone numbers who use the Company's calling card or who authorize collect and third party calls to pay for a telecommunications service provider's services.

The Company will also disclose the BNA of the Company's subscribers with unlisted and nonpublished numbers, unless the unlisted or nonpublished subscriber affirmatively requests that its BNA not be disclosed. The Company will presume that unlisted and nonpublished subscribers consent to disclosure and use of their BNA if the subscriber does not make this affirmative request.

The Company will not disclose billing name and address information to any party other than a telecommunications service provider or an authorized billing and collection agent of a telecommunications provider.

No telecommunications service provider or authorized billing and collection agent of a telecommunications service provider shall use billing name and address information for any purpose other than the following:

- (a) Billing customers for using telecommunications services of that service provider and collecting amounts due.
- (b) Any purpose associated with the "equal access" requirements.
- (c) Verification of service orders of new customers, identification of customers who have moved to a new address, fraud prevention, and similar nonmarketing purposes.

(TR110)

## ACCESS SERVICE

6. Switched Access Service (Cont'd)6.1 General (Cont'd)6.1.2 Rate Categories (Cont'd)(D) Chargeable Optional Features (Cont'd)(3) Billing Name and Address (Cont'd)

In no case shall any telecommunications service provider or authorized billing and collection agent of a telecommunications service provider disclose the billing name and address information of any subscriber to any third party, except that a telecommunications service provider may disclose billing name and address information to its authorized billing and collection agent.

Requests for BNA on given telephone numbers will be accepted by the Company's Interexchange Carrier Service Center (ICSC) via letter or facsimile on letterhead of the telecommunications service provider or an authorized billing agent. The Company shall, barring any unforeseen circumstances, provide BNA information to the requesting party via first class U.S. Mail or facsimile within thirty (30) days of receipt of the BNA request.

The rates and charges for the provision of BNA, as set forth in 6.8.5 following, are associated with the matching of billing name and address to the given telephone number. The minimum monthly charge for the provisioning of BNA is \$15.00.

(TR110)

## ACCESS SERVICE

6. Switched Access Service (Cont'd)6.1 General (Cont'd)6.1.2 Rate Categories (Cont'd)(D) Chargeable Optional Features (Cont'd)(4) Operator Transfer Services (Cont'd)

Operator Transfer Service may be provided with Feature Group C or Feature Group D Switched Access Service at Telephone Company designated Operator Services location. Operator Transfer Service is an originating service. The rate is assessed per 0- call transferred to a customer's operator. An 0- call is considered transferred when the Telephone Company Operator activates the switch transferring the call to the designated customer and the customer acknowledges receipt.

In addition to the Operator Transfer Service charge described above and in 6.3.3 following, Feature Group C or Feature Group D Switched Access rates and charges as set forth in 6.2.3 and 6.2.4 following and Carrier Common Line Charges set forth in 3.8.5 preceding will apply per minute of use for Operator Transfer Service.

Operator Transfer Service charges, provided for in this tariff, are applied only to those calls actually transferred by the Telephone Company to the customer's operator.

(TR110)

## ACCESS SERVICE

6. Switched Access Service (Cont'd)6.1 General (Cont'd)6.1.3 Special Facilities Routing

Any customer may request that the facilities used to provide Switched Access Service be specially routed. The regulations, rates and charges for Special Facilities Routing (i.e., Avoidance, Diversity and Cable-Only) are set forth in 11. following.

6.1.4 Design Layout Report

At the request of the customer, the Telephone Company will provide to the customer the makeup of the facilities and services provided from the customer's premises to the first point of switching. This information will be provided in the form of a Design Layout Report. The Design Layout Report will be provided to the customer at no charge, and will be reissued or updated whenever these facilities are materially changed.

6.1.5 Testing(A) Acceptance Testing

At no additional charge, the Telephone Company will, at the customer's request, cooperatively test at the time of installation, the following parameters: loss, C-notched noise, C-message noise, 3-tone slope, d.c. continuity and operational signaling. When the Local Transport is provided with Interface Groups 2 through 10, and the Transport Termination is two-wire (i.e., there is a four-wire to two-wire conversion in Local Transport), balance parameters (equal level echo path loss) may also be tested.

(B) Routine Testing

At no additional charge, the Telephone Company will, at the customer's request, test after installation on an automatic or manual basis, 1004 Hz loss, C-message noise and Balance (Return loss).

In the case of automatic testing, the customer shall provide remote office test lines and 105 test lines with associated responders or their functional equivalent.

(TR110)

## ACCESS SERVICE

6. Switched Access Service (Cont'd)6.1 General (Cont'd)6.1.5 Testing (Cont'd)

## (B) (Cont'd)

The frequency of these tests will be that which is mutually agreed upon by the customer and the Telephone Company, but shall consist of not less than quarterly 1004 Hz Loss and C-message noise tests and an annual Balance test. Trunk test failures requiring customer participation for trouble resolution will be provided to the customer on an as-occurs basis.

Additional tests may be ordered as set forth in 13.3.2(A) following. Charges for these additional tests are set forth in 13.4.2 following.

6.1.6 Ordering Options and Conditions

Switched Access Service is ordered under the Access Order provisions set forth in 5.2 preceding. Also, included in that section are other charges which may be associated with ordering Switched Access Service (e.g., Service Date Change Charges, Cancellation Charges, etc.).

(TR110)

## ACCESS SERVICE

6. Switched Access Service (Cont'd)6.2 Provision and Description of Switched Access Service Feature Groups

Switched Access Service is provided in four different Feature Group arrangements. The provision of each Feature Group requires Local Transport facilities including an Entrance Facility where required, and the appropriate End Office functions. In addition, Special Access Service may, at the option of the customer, be connected with Feature Groups A, B, C or D at Telephone Company designated WATS Serving Offices.

There are three specific transmission specifications (i.e., Types A, B and C) that have been identified for the provision of Feature Groups. The technical specifications for the Entrance Facility and Direct-Trunked Transport are the same as those set forth in Section 7 following for Voice Grade and High Capacity Services. The specifications provided are dependent on the Interface Group and the routing of the service, i.e., whether the service is routed directly to the end office or via an access tandem. The parameters for the transmission specifications are set forth in 15.2.1 following.

Feature Groups are arranged for either originating, terminating or two-way calling, based on the customer end office switching capacity ordered. Originating calling permits the delivery of calls from Telephone Exchange Service locations to the customer designated premises. Terminating calling permits the delivery of calls from the customer designated premises to Telephone Exchange Service locations. Two-way calling permits the delivery of calls in both directions, but not simultaneously. The Telephone Company will determine the type of calling to be provided unless the customer requests that a different type of directional calling is to be provided. In such cases, the Telephone Company will work cooperatively with the customer to determine the directionality.

There are various optional features available with the Feature Groups. These additional optional features are provided as Local Transport, Common Switching, Transport Termination, 8XX Data Base Access Service, 900 or 500 NXX Access Service and Operator Transfer Service.

Following are detailed descriptions of each of the available Feature Groups. Each Feature Group is described in terms of its specific physical characteristics and calling patterns, the transmission specifications with which it is provided, the optional features available for use with it and the standard testing capabilities.

(TR110)

## ACCESS SERVICE

6. Switched Access Service (Cont'd)6.2 Provision and Description of Switched Access Service Feature Groups (Cont'd)

The Common Switching and Transport Termination optional features, which are described in 6.3 following, unless specifically stated otherwise, are available at all Telephone Company end office switches.

6.2.1 Feature Group A (FGA)(A) Description

- (1) FGA is provided in connection with Telephone Company electronic and electromechanical end offices. At the option of the customer, FGA is provided on a single or multiple line group basis and is arranged for originating calling only, terminating calling only, or two-way calling.
- (2) FGA provides a line side termination at the first point of switching (dial tone office). The line side termination will be provided with either ground start supervisory signaling or loop start supervisory signaling. The type of signaling is at the option of the customer.
- (3) The Telephone Company shall select the first point of switching, within the selected LATA, at which the line side termination is to be provided unless the customer requests a different first point of switching and Telephone Company facilities and measurement capabilities, where necessary, are available to accommodate such a request.
- (4) A seven digit local telephone number assigned by the Telephone Company is provided for access to FGA switching in the originating direction. The seven digit local telephone number will be associated with the selected end office switch and is of the form NXX-XXXX.

If the customer requests a specific seven digit telephone number that is not currently assigned, and the Telephone Company can, with reasonable effort, comply with that request, the requested number will be assigned to the customer.

(TR110)

## ACCESS SERVICE

6. Switched Access Service (Cont'd)6.2 Provision and Description of Switched Access Service Feature Groups  
(Cont'd)6.2.1 Feature Group A (FGA) (Cont'd)(A) Description (Cont'd)

- (5) FGA switching, when used in the terminating direction, is arranged with dial tone start-dial signaling. When used in the terminating direction FGA switching may, at the option of the customer, be arranged for dial pulse or dual tone multifrequency address signaling, subject to availability of equipment at the first point of switching. When FGA switching is provided in a hunt group or uniform call distribution arrangement, all FGA switching will be arranged for the same type of address signaling.
- (6) No address signaling is provided by the Telephone Company when FGA Switching is used in the originating direction. Address signaling in such cases, if required by the customer, must be provided by the customer's end user using inband tone signaling techniques. Such inband tone address signals will not be regenerated by the Telephone Company and will be subject to the ordinary transmission capabilities of the Local Transport provided.
- (7) FGA switching, when used in the terminating direction, may be used to access valid NXXs in the LATA, local operator service (0- and 0+), Directory Assistance (411 where available and 555-1212), emergency reporting service (911 where available), exchange telephone repair (611 where available), time or weather announcement services of the Telephone Company, community information services of an information service provider, and other customers' services (by dialing the appropriate digits). Charges for FGA terminating calls requiring operator assistance or calls to 611 or 911 will only apply where sufficient call details are available. Additional non-access charges will also be billed on a separate account for (1) an operator surcharge, as set forth in the local

(TR110)



## ACCESS SERVICE

6. Switched Access Service (Cont'd)6.2 Provision and Description of Switched Access Service Feature Groups (Cont'd)6.2.1 Feature Group A (FGA) (Cont'd)(A) Description (Cont'd)

## (7) (Cont'd)

exchange tariffs, for local operator assistance (0- and 0+) calls, (2) calls to certain community information services, for which rates are applicable under Telephone Company exchange service tariffs, e.g., 976 (DIAL-IT) Network Services, and, (3) calls from a FGA line to another customer's service in accordance with that customer's applicable service rates when the Telephone Company performs the billing function for that customer. For calls to Directory Assistance (411 and 555-1212, whichever is available), Local Transport rates for FGA Switched Access Service will not apply.

(8) When a FGA switching arrangement for an individual customer (a single line or entire hunt group) is discontinued at an end office, an intercept announcement is provided. This arrangement provides, for a limited period of time, an announcement that the service associated with the number dialed has been disconnected.

(9) FGA will be provisioned over an Entrance Facility from the customer's premises to the customer's serving wire center.

FGA service, when used in the originating or terminating direction, will be provisioned as Direct-Trunked Transport from the customer's serving wire center to the first point of switching and provisioned as Tandem-Switched Transport from the first point of switching to the originating or terminating end office.

(TR110)

## ACCESS SERVICE

6. Switched Access Service (Cont'd)6.2 Provision and Description of Switched Access Service Feature Groups (Cont'd)6.2.1 Feature Group A (FGA) (Cont'd)(B) Optional Features(1) Common Switching Optional Features

- (a) Hunt Group Arrangement
- (b) Uniform Call Distribution Arrangement
- (c) Nonhunting Number for Use with Hunt Group Arrangement or Uniform Call Distribution Arrangement
- (d) Call Denial
- (e) Service Code Denial
- (f) Hunt Group Arrangement for Use with Special Access Service utilized in the provision of WATS-type Services
- (g) Uniform Call Distribution Arrangement for Use with Special Access Service utilized in the provision of WATS-type Services
- (h) Nonhunting Number for Use with Hunt Group Arrangement or Uniform Call Distribution Arrangement for Use with Special Access Service utilized in the provision of WATS-type Services.
- (i) Band Advance Arrangement for Use with Special Access Service utilized in the provision of WATS-type Services.

(TR110)

## ACCESS SERVICE

6. Switched Access Service (Cont'd)6.2 Provision and Description of Switched Access Service Feature Groups (Cont'd)6.2.1 Feature Group A (FGA) (Cont'd)(B) Optional Features (Cont'd)(2) Transport Termination Optional Features

- (a) Two-way operation with dial pulse address signaling and loop start supervisory signaling
- (b) Two-way operation with dial pulse address signaling and ground start supervisory signaling
- (c) Two-way operation with dual tone multifrequency address signaling and loop start supervisory signaling
- (d) Two-way operation with dual tone multifrequency address signaling and ground start supervisory signaling
- (e) Terminating operation with dial pulse address signaling and loop start supervisory signaling
- (f) Terminating operation with dial pulse address signaling and ground start supervisory signaling
- (g) Terminating operation with dual tone multifrequency address signaling and loop start supervisory signaling
- (h) Terminating operation with dual tone multifrequency address signaling and ground start supervisory signaling
- (i) Originating operation with loop start supervisory signaling
- (j) Originating operation with ground start supervisory signaling

(3) Local Transport Optional Features

- (a) Supervisory Signaling (as set forth in 6.1.2(A)(7)(a) preceding)
- (b) Customer Specified Entry Switch Receive Level (as set forth in 6.1.2(A)(7)(b) preceding)
- (c) Customer Specification of Local Transport Termination (as set forth in 6.1.2(A)(7)(c) preceding)

(TR110)

## ACCESS SERVICE

6. Switched Access Service (Cont'd)6.2 Provision and Description of Switched Access Service Feature Groups  
(Cont'd)6.2.1 Feature Group A (FGA) (Cont'd)(B) Optional Features (Cont'd)

(4) Certain other features which may be available in connection with Feature Group A are provided under the Telephone Company's local and/or general exchange service tariffs. These are:

- (a) Speed Calling
- (b) Remote Call Forwarding
- (c) Bill Number Screening
- (d) IntraLATA extensions

(C) Transmission Specifications

FGA is provided with either Type B or Type C Transmission Specifications. The specifications for the associated parameters are guaranteed to the first point of switching. Type C Transmission Specifications are provided with Interface Group 1 and Type B is provided with Interface Groups 2 through 10. Type DB Data Transmission Parameters are provided with FGA to the first point of switching.

(D) Testing Capabilities

FGA is provided, in the terminating direction where equipment is available, with seven digit access to balance (100 type) test line and milliwatt (102 type) test line. In addition to the tests described in 6.1.5 preceding which are included with the installation of service, and as ongoing routine testing, Additional Cooperative Acceptance Testing and Additional Manual Testing are available as set forth in 13.3.2 following.

(TR110)

## ACCESS SERVICE

6. Switched Access Service (Cont'd)6.2 Provision and Description of Switched Access Service Feature Groups (Cont'd)6.2.2 Feature Group B (FGB)(A) Description

- (1) FGB, when directly routed to an end office (i.e., provided without the use of an access tandem switch), is provided at appropriately equipped Telephone Company electronic end office switches. When provided via Telephone Company designated electronic access tandem switches, FGB switching is provided at Telephone Company electronic and electromechanical end office switches.
- (2) FGB is provided as trunk side switching through the use of end office or access tandem switch trunk equipment. The switch trunk equipment is provided with wink start start-pulsing signals and answer and disconnect supervisory signaling.
- (3) FGB switching is provided with multifrequency address signaling in both the originating and terminating directions. Except for FGB switching provided with the automatic number identification (ANI) or rotary dial station signaling arrangements as set forth in 6.3 following, any other address signaling in the originating direction, if required by the customer, must be provided by the customer's end user using inband tone signaling techniques. Such inband tone address signals will not be regenerated by the Telephone Company and will be subject to the ordinary transmission capabilities of the Local Transport provided.
- (4) The access code for FGB switching is a uniform access code. The form of the uniform access code is 950-0XXX or 950-1XXX for carriers. One uniform access code will be assigned to the customer for the customer's domestic communications and another will be assigned to the customer for its international communications, if required. These uniform access codes will be the assigned access numbers of all FGB switched access service provided to the customer by the Telephone Company.

(TR110)

## ACCESS SERVICE

6. Switched Access Service (Cont'd)6.2 Provision and Description of Switched Access Service Feature Groups  
(Cont'd)6.2.2 Feature Group B (FGB) (Cont'd)(A) Description (Cont'd)

- (5) FGB switching, when used in the terminating direction, may be used to access valid NXXs in the LATA, time or weather announcement services of the Telephone Company, community information services of an information service provider and other customers' services (by dialing the appropriate digits). When directly routed to an end office, only those valid NXX codes served by that end office may be accessed. When routed through an access tandem, only those valid NXX codes served by end offices subtending the access tandem may be accessed. The customer will also be billed additional non-access charges for calls to certain community information services for which rates are applicable under Telephone Company exchange service tariffs, e.g., 976 (DIAL-IT) Network Service. Additionally, non-access charges will also be billed for calls from a FGB trunk to another customer's service in accordance with that customer's applicable service rates when the Telephone Company performs the billing function for that customer. Calls in the terminating direction will not be completed to 950-0XXX or 950-1XXX access codes, local operator assistance (0- and 0+), Directory Assistance (411 and 555-1212), service codes 611 and 911 or 101XXXX access codes. Calls will be completed to Directory Assistance (NPA-555 1212 or 555-1212) when FGB switching is combined with Directory Assistance switching. FGB may not be switched, in the terminating direction, to Switched Access Service Feature Groups B, C and D.

(TR110)

## ACCESS SERVICE

6. Switched Access Service (Cont'd)6.2 Provision and Description of Switched Access Service Feature Groups  
(Cont'd)6.2.2 Feature Group B (FGB) (Cont'd)(A) Description (Cont'd)

- (6) The Telephone Company will establish a trunk group or groups for the customer at end office switches or access tandem switches where FGB switching is provided. When required by technical limitations, a separate trunk group will be established for each type of FGB switching arrangement provided. Different types of FGB or other switching arrangements may be combined in a single trunk group at the option of the Telephone Company.
- (7) When all FGB switching arrangements are discontinued at an end office and/or in a LATA, an intercept announcement is provided. This arrangement provides, for a limited period of time, an announcement that the service associated with the number dialed has been disconnected.

(B) Optional Features(1) Common Switching Optional Features

- (a) Automatic Number Identification (ANI)
- (b) Up to 7 Digit Outpulsing of Access Digits to Customer
- (c) Hunt Group Arrangement for Use with Special Access Service utilized in the provision of WATS or WATS-type Services
- (d) Uniform Call Distribution Arrangement for Use with Special Access Service utilized in the provision of WATS-type Services
- (e) Nonhunting Number for Use with Hunt Group Arrangement or Uniform Call Distribution Arrangement for Use with Special Access Service utilized in the provision of WATS or WATS-type Services
- (f) Band Advance Arrangement for Use with Special Access Service utilized in the provision of WATS or WATS-type Services

(TR110)

## ACCESS SERVICE

6. Switched Access Service (Cont'd)6.2 Provision and Description of Switched Access Service Feature Groups  
(Cont'd)6.2.2 Feature Group B (FGB) (Cont'd)(B) Optional Features (Cont'd)(2) Transport Termination Optional Features

(a) Rotary Dial Station Signaling

(3) Local Transport Optional Features

(a) Customer Specification of Local Transport Termination

(b) Supervisory Signaling (as set forth in 6.1.2(A)(2)(a) preceding)

(c) Customer Specified Entry Switch Receive Level

(4) Another feature, Bill Number Screening, which may be available in connection with FGB, is provided under the Telephone Company's local and/or general exchange service tariffs.

(C) Transmission Specifications

FGB is provided with either Type B or Type C Transmission Specifications. The specifications for the associated parameters are guaranteed to the end office when routed directly or to the first point of switching when routed via an access tandem. Type C Transmission Specifications are provided with Interface Group 1 and Type B is provided with Interface Groups 2 through 10. Type DB Data Transmission Parameters are provided with FGB to the first point of switching.

(TR110)



## ACCESS SERVICE

6. Switched Access Service (Cont'd)6.2 Provision and Description of Switched Access Service Feature Groups  
(Cont'd)6.2.2 Feature Group B (FGB) (Cont'd)(D) Testing Capabilities

FGB is provided, in the terminating direction where equipment is available, with seven digit access to balance (100 type) test line, milliwatt (102 type) test line, nonsynchronous or synchronous test line, automatic transmission measuring (105 type) test line, data transmission (107 type) test line, loop around test line, short circuit test line and open circuit test line. In addition to the tests described in 6.1.5 preceding which are included with the installation of service and as ongoing routine testing. Additional Cooperative Acceptance Testing, Additional Automatic Testing, and Additional Manual Testing are available as set forth in 13.3.2 following.

6.2.3 Feature Group C (FGC)(A) Description

- (1) FGC is provided at all Telephone Company end office switches on a direct trunk basis or via Telephone Company designated access tandem switches. Feature Group C switching is furnished to providers of MTS and WATS. Additionally, originating Feature Group C switching is available to all customers when used to provide the 500 or 900 NXX Access Service optional feature. Terminating Feature Group C switching is available to all customers who are not MTS and WATS providers only when such terminating access is for purposes of testing Feature Group C facilities provided in conjunction with the 500 or 900 NXX Access Service optional feature.

(TR110)

## ACCESS SERVICE

6. Switched Access Service (Cont'd)6.2 Provision and Description of Switched Access Service Feature Groups  
(Cont'd)6.2.3 Feature Group C (FGC) (Cont'd)(A) Description (Cont'd)

- (2) FGC is provided as trunk side switching through the use of end office or access tandem switch trunk equipment. The switch trunk equipment is provided with answer and disconnect supervisory signaling. Wink start start-pulsing signals are provided in all offices where available. In those offices where wink start start-pulsing signals are not available, delay dial start-pulsing signals will be provided, unless immediate dial pulse signaling is provided, in which case no start-pulsing signals are provided.
- (3) FGC is provided with multifrequency address signaling except in certain electromechanical end office switches where multifrequency signaling is not available. In such switches, the address signaling will be dial pulse, revertive pulse, immediate dial pulse or panel call indicator signaling, whichever is available. Up to 12 digits of the called party number dialed by the customer's end user using dual tone multifrequency or dial pulse address signals will be provided by Telephone Company equipment to the customer's premises where the Switched Access Service terminates. Such called party number signals will be subject to the ordinary transmission capabilities of the Local Transport provided.
- (4) No access code is required for FGC switching. The telephone number dialed by the customer's end user shall be a seven or ten digit number for calls in the North American Numbering Plan (NANP). For international calls outside the NANP, a seven to twelve digit number may be dialed. The form of the numbers dialed by the customer's end user is NXX-XXXX, 0 or 1 + NXX-XXXX, NPA + NXX-XXXX, 0 or 1 + NPA + NXX-XXXX, and, when the end office is equipped for International Direct Distance Dialing (IDDD), 01 + CC + NN or 011 + CC + NN.

(TR110)

## ACCESS SERVICE

6. Switched Access Service (Cont'd)6.2 Provision and Description of Switched Access Service Feature Groups  
(Cont'd)6.2.3 Feature Group C (FGC) (Cont'd)(A) Description (Cont'd)

- (5) FGC switching, when used in the terminating direction, may be used to access valid NXXs in the LATA, time or weather announcement services of the Telephone Company, community information services of an information provider, and other customers' services (by dialing the appropriate codes) when the services can be reached using valid NXX codes. When directly routed to an end office, only those valid NXX codes served by that office may be accessed. When routed through an access tandem, only those valid NXX codes served by offices subtending the access tandem may be accessed. Where measurement capabilities exist, the customer will also be billed additional non-access charges for calls to certain community information services, for which rates are applicable under Telephone Company exchange service tariffs, e.g., 976 (DIAL-IT) Network Services. Additionally, non-access charges will also be billed for calls from a FGC trunk to another customer's service in accordance with that customer's applicable service rates when the Telephone Company performs the billing function for that customer. Calls in the terminating direction will not be completed to 950-0XXX or 950-1XXX access codes, local operator assistance (0- and 0+), Directory Assistance (411 and 555 1212), service codes 611 and 911 and 101XXXX access codes. Calls will be completed to Directory Assistance (NPA-555-1212 or 555-1212) when FGC switching is combined with Directory Assistance switching. FGC may not be switched, in the terminating direction, to Switched Access Service Feature Groups B, C or D.

(TR110)

## ACCESS SERVICE

6. Switched Access Service (Cont'd)6.2 Provision and Description of Switched Access Service Feature Groups  
(Cont'd)6.2.3 Feature Group C (FGC) (Cont'd)(A) Description (Cont'd)

- (6) The Telephone Company will establish a trunk group or groups for the customer at end office switches or access tandem switches where FGC switching is provided. When required by technical limitations, a separate trunk group will be established for each type of FGC switching arrangement provided. Different types of FGC or other switching arrangements may be combined in a single trunk group at the option of the Telephone Company.
- (7) Unless prohibited by technical limitations the providers of MTS and WATS may, at their option, combine 500, 8XX and 900 Access Service traffic in the same trunk group arrangement with their non-500, non-8XX and non-900 Access Service traffic. When required by technical considerations, or when provided to a customer other than the provider of MTS and WATS, or at the request of the customer (i.e., provider of MTS and WATS), a separate trunk group will be established for 500, 8XX and 900 Access Service traffic.
- (8) FGC switching is provided with multifrequency address signaling or out of band SS7 signaling where technically feasible. With multifrequency address signaling and SS7 signaling, up to 12 digits of the called party number dialed by the customer's end user using dual tone multifrequency or dial pulse address signals will be provided by Telephone Company equipment to the customer's premises where the Switched Access Service terminates. Such address signals will be subject to the ordinary transmission capabilities of the Local Transport provided.

(TR110)

## ACCESS SERVICE

6. Switched Access Service (Cont'd)6.2 Provision and Description of Switched Access Service Feature Groups  
(Cont'd)6.2.3 Feature Group C (FGC) (Cont'd)(A) Description (Cont'd)

- (9) Operator Transfer Service may be provided with FGC Switched Access Service at Telephone Company designated Operator Services locations.

The Telephone Company will provide Operator Transfer Service for calls originating from telephone numbers associated with exchange service lines in end offices subtending the Operator Services location. Operator Transfer Service is provided as set forth in 6.3.3 following.

(TR110)

## ACCESS SERVICE

6. Switched Access Service (Cont'd)6.2 Provision and Description of Switched Access Service Feature Groups  
(Cont'd)6.2.3 Feature Group C (FGC) (Cont'd)(B) Optional Features(1) Common Switching Optional Features

- (a) Automatic Number Identification (ANI)
- (b) Service Class Routing
- (c) Dial Pulse Address Signaling
- (e) Delay Dial Start-Pulsing Signaling
- (f) Immediate Dial Pulse Address Signaling
- (h) Alternate Traffic Routing
- (i) Trunk Access Limitation
- (j) End Office End User Line Service Screening for Use with Special Access Service utilized in the provision of WATS or WATS-type Services
- (k) Hunt Group Arrangement for Use with Special Access Service utilized in the provision of WATS or WATS-type Services
- (l) Uniform Call Distribution Arrangement for Use with Special Access Service utilized in the provision of WATS or WATS-type Services
- (m) Nonhunting Number for Use with Hunt Group Arrangement or Uniform Call Distribution Arrangement for Use with Special Access Service utilized in the provision of WATS or WATS-type Services
- (n) Band Advance Arrangement for Use with Special Access Service utilized in the provision of WATS or WATS-type Services

(2) Transport Termination Optional Features

- (a) Operator Trunks - i.e., Coin, Non-Coin and Combined Coin and Non-Coin. (Non-Coin Trunks are provided at Telephone Company electronic and electromechanical end offices. Coin and Combined Coin and Non-Coin are provided only at Telephone Company electronic end offices and other Telephone Company end offices where equipment is available.)

(TR110)

## ACCESS SERVICE

6. Switched Access Service (Cont'd)6.2 Provision and Description of Switched Access Service Feature Groups  
(Cont'd)6.2.3 Feature Group C (FGC) (Cont'd)(B) Optional Features (Cont'd)(3) Local Transport Optional Features(a) Supervisory Signaling (as set forth in 6.1.2(A)(2)(a) preceding)(b) Signaling System 7 (SS7)

The SS7 optional feature allows the customer to receive signals for out of band call set up and is available with Feature Group C. This option requires the establishment of a signaling connection between the customer's designated premises/SPOI and a Signaling Transfer Point (STP).

SS7 is provided in both the originating and terminating direction on FGC and each signaling connection is provisioned for two way SS7 signaling information.

The SS7 optional feature is only available where designated in National Exchange Carrier Association, Inc. Tariff F.C.C. No. 4 to providers of MTS and WATS for all traffic and to all other customers for originating calls to 8XX numbers.

(c) Multifrequency Address Signaling(d) Calling Party Number (CPN)(e) Charge Number Parameter (CNP)

(TR110)

## ACCESS SERVICE

6. Switched Access Service (Cont'd)6.2 Provision and Description of Switched Access Service Feature Groups  
(Cont'd)6.2.3 Feature Group C (FGC) (Cont'd)(B) Optional Features (Cont'd)(4) Chargeable Optional Features

- (a) 8XX Data Base Access Service (as set forth in 6.3.3 following).
- (b) 500 and 900 NXX Access Service (as set forth in 6.3.3 following).
- (c) Common Channel Signaling/Signaling System 7 (CCS/SS7) Network Connection Service (CCSNC)

The CCSNC Optional Feature is provided as set forth in 6.3.3(C) following.

- (d) Operator Transfer Service Optional Feature is provided as set forth in 6.3.3 following.

(C) Transmission Specifications

FGC is provided with either Type B or Type C Transmission Specifications as follows:

- When routed directly to the end office either Type B or Type C is provided.
- When routed to an access tandem only Type B is provided.
- Type B or Type C is provided on the transmission path from the access tandem to the end office.

Type C Transmission Specifications are provided with Interface Group 1 when routed directly to an end office. Type B is provided with Interface Groups 2 through 10, whether routed directly to an end office or to an access tandem.

Type DB Data Transmission Parameters are provided with FGC for the transmission path between the customer's premises and the end office when directly routed to the end office, and Type DB Data Transmission Parameters are provided for the transmission path between the customer's premises and the access tandem and between the access tandem and the end office when routed via an access tandem.

(TR110)



## ACCESS SERVICE

6. Switched Access Service (Cont'd)6.2 Provision and Description of Switched Access Service Feature Groups (Cont'd)6.2.3 Feature Group C (FGC) (Cont'd)(D) Testing Capabilities

FGC is provided, in the terminating direction where equipment is available, with seven digit access to balance (100 type) test line, milliwatt (102 type) test line, nonsynchronous or synchronous test line, automatic transmission measuring (105 type) test line, data transmission (107 type) test line, loop around test line, short circuit test line and open circuit test line. In addition to the tests described in 6.1.5 preceding which are included with the installation of service and as ongoing routine testing, Additional Cooperative Acceptance Testing, Additional Automatic Testing, and Additional Manual Testing are available as set forth in 13.3.2 following.

6.2.4 Feature Group D (FGD)(A) Description

- (1) FGD is provided at Telephone Company designated electronic end office switches whether routed directly or via Telephone Company designated electronic access tandem switches.
- (2) FGD is provided as trunk side switching through the use of end office or access tandem switch trunk equipment. The switch trunk equipment is provided with wink start start-pulsing signals and answer and disconnect supervisory signaling.
- (3) FGD switching is provided with multifrequency address signaling or out of band SS7 signaling. With multifrequency address signaling and SS7 signaling, up to 12 digits of the called party number dialed by the customer's end user using dual tone multifrequency or dial pulse address signals will be provided by Telephone Company equipment to the customer's premises where the Switched Access Service terminates. Such address signals will be subject to the ordinary transmission capabilities of the Local Transport provided.

(TR110)

## ACCESS SERVICE

6. Switched Access Service (Cont'd)6.2 Provision and Description of Switched Access Service Feature Groups  
(Cont'd)6.2.4 Feature Group D (FGD) (Cont'd)(A) Description (Cont'd)

- (4) FGD switching, when used in the terminating direction, may be used to access valid NXXs in the LATA, time or weather announcement services of the Telephone Company, community information services of an information service provider, and other customers' services (by dialing the appropriate codes) when such services can be reached using valid NXX codes. When directly routed to an end office, only those valid NXX codes served by that office may be accessed. When routed through an access tandem, only those valid NXX codes served by end offices subtending the access tandem may be accessed. The customer will also be billed additional non-access charges for calls to certain community information services, for which rates are applicable under Telephone Company exchange service tariffs, e.g., 976 (DIAL-IT) Network Service. Additionally, non-access charges will also be billed for calls from a FGD trunk to another customer's service in accordance with that customer's applicable service rates when the Telephone Company performs the billing function for that customer. Calls in the terminating direction will not be completed to 950-0XXX or 950-1XXX access codes, local operator assistance (0- and 0+), Directory Assistance (411 and 555-1212), service codes 611 and 911 and 101XXXX access codes. Calls will be completed to Directory Assistance (NPA-555-1212 or 555-1212) when FGD switching is combined with Directory Assistance switching. FGD may not be switched, in the terminating direction, to Switched Access Service Feature Groups B, C or D.

(TR110)

## ACCESS SERVICE

6. Switched Access Service (Cont'd)6.2 Provision and Description of Switched Access Service Feature Groups  
(Cont'd)6.2.4 Feature Group D (FGD) (Cont'd)(A) Description (Cont'd)

- (5) The Telephone Company will establish a trunk group or groups for the customer at end office switches or access tandem switches where FGD switching is provided. When required by technical limitations, a separate trunk group will be established for each type of FGD switching arrangement provided. Different types of FGD or other switching arrangements may be combined in a single trunk group at the option of the Telephone Company.
- (6) The access code for FGD switching is a uniform access code of the form 101XXXX. A single access code will be the assigned number of all FGD access provided to the customer by the Telephone Company. No access code is required for calls to a customer over FGD Switched Access Service if the end user's telephone exchange service is arranged for presubscription to that customer, as set forth in 13.5.2 following.

Where no access code is required, the number dialed by the customer's end user shall be a seven or ten digit number for calls in the North American Numbering Plan (NANP). For international calls outside the NANP, a seven to twelve digit number may be dialed. The form of the numbers dialed by the customer's end user is NXX-XXXX, 0 or 1 + NXX-XXXX, NPA + NXX-XXXX, 0 or 1 + NPA + NXX-XXXX, and, when the end office is equipped for International Direct Distance Dialing (IDDD), 01 + CC + NN or 011 + CC + NN.

(TR110)

## ACCESS SERVICE

6. Switched Access Service (Cont'd)6.2 Provision and Description of Switched Access Service Feature Groups  
(Cont'd)6.2.4 Feature Group D (FGD) (Cont'd)(A) Description (Cont'd)

## (6) (Cont'd)

When the 101XXXX access code is used, FGD switching also provides for dialing the digit 0 for access to the customer's operator, 911 for access to the Telephone Company's emergency reporting service, or the end-of-dialing digit (#) for cut-through access to the customer's premises.

- (7) FGD switching will be arranged to accept calls from telephone exchange service locations without the need for dialing 101XXXX uniform access code. Each telephone exchange service line may be marked with a code to identify which 101XXXX code its calls will be directed to for interLATA service.

- (8) Unless prohibited by technical limitations, the customer's 500, 8XX and 900 NXX Access Service traffic may, at the option of the customer, be combined in the same trunk group arrangement with the customer's non-500, non-8XX and non-900 Access Service traffic. When required by technical limitations, or at the request of the customer, a separate trunk group will be established for 500, 8XX and 900 Access Service traffic.

- (9) When a customer has had FGB access in an end office and subsequently replaces the FGB access with FGD access, at the mutual agreement of the customer and the Telephone Company, the Telephone Company will direct calls dialed by the customer's end users using the customer's previous FGB access code to the customer's FGD access service. The customer must be prepared to handle normally dialed FGD calls, as well as calls dialed with the FGB access code which requires the customer to receive additional address signaling from the end user. Such calls will be rated as FGD. The Telephone Company may, with 90 days' written notice to the customer, discontinue this arrangement.

(TR110)

## ACCESS SERVICE

6. Switched Access Service (Cont'd)6.2 Provision and Description of Switched Access Service Feature Groups  
(Cont'd)6.2.4 Feature Group D (FGD) (Cont'd)(A) Description (Cont'd)

- (10) Operator Transfer Service (forwarding of 0- calls) may be provided with FGD Switched Access Service at Telephone Company designated Operator Services locations.

The Telephone Company will provide Operator Transfer Service for calls originating from telephone numbers associated with exchange service lines in end offices subtending the Operator Services location. Operator Transfer Service is provided as set forth in 6.3.3 following.

(TR110)

## ACCESS SERVICE

6. Switched Access Service (Cont'd)6.2 Provision and Description of Switched Access Service Feature Groups  
(Cont'd)6.2.4 Feature Group D (FGD) (Cont'd)(B) Optional Features(1) Common Switching Optional Features

- (a) Automatic Number Identification (ANI)
  - Flexible ANI
- (b) Service Class Routing
- (c) Alternate Traffic Routing
- (d) Call Gapping Arrangement
- (e) Trunk Access Limitation
- (f) International Carrier Option
- (g) End Office End User Line Service Screening for Use with Special Access Service utilized in the provision of WATS or WATS-type Services
- (h) Hunt Group Arrangement for Use with Special Access Service utilized in the provision of WATS or WATS-type Services
- (i) Uniform Call Distribution Arrangement for Use with Special Access Service utilized in the provision of WATS or WATS-type Services
- (j) Nonhunting Number for Use with Hunt Group Arrangement or Uniform Call Distribution Arrangement for use with Special Access Service utilized in the provision of WATS or WATS-type Services
- (k) Band Advance Arrangement for Use with Special Access Service utilized in the provision of WATS or WATS-type Services
- (l) Delay Dial Start-Pulsing Signaling
- (m) Digital Switched 56 Service

(2) Transport Termination Optional Features

- (a) Operator Trunk, Full Feature Arrangement

(TR110)

## ACCESS SERVICE

6. Switched Access Service (Cont'd)6.2 Provision and Description of Switched Access Service Feature Groups  
(Cont'd)6.2.4 Feature Group D (FGD) (Cont'd)(B) Optional Features (Cont'd)(3) Local Transport Optional Features(a) Supervisory Signaling (as set forth in 6.1.2(A)(2)(a) preceding)(b) Signaling System 7 (SS7)

The SS7 optional feature allows the customer to send and receive signals for out of band call set up and is available with Feature Group D. This option requires the establishment of a signaling connection between the customer's designated premises/Signaling Point of Interface and a Telephone Company's Signaling Transfer Point (STP).

SS7 is provided in both the originating and terminating direction on FGD and each signaling connection is provisioned for two-way SS7 signaling information.

(c) Multifrequency Address Signaling(d) Calling Party Number (CPN) Parameter(e) Charge Number Parameter (CNP)(f) Carrier Selection Parameter (CSP)(4) Chargeable Optional Features(a) 8XX Data Base Access Service (as set forth in 6.3.3 following).(b) 500 and 900 NXX Access Service (as set forth in 6.3.3 following).(c) Common Channel Signaling/Signaling System 7 (CCS/SS7) Network Connection Service (CCSNC)

The CCSNC Optional Feature is provided as set forth in 6.3.3(C) following.

(TR110)

## ACCESS SERVICE

6. Switched Access Service (Cont'd)6.2 Provision and Description of Switched Access Service Feature Groups  
(Cont'd)6.2.4 Feature Group D (FGD) (Cont'd)(B) Optional Features (Cont'd)(4) Chargeable Optional Features (Cont'd)(d) CIC and OZZ Signaling Information (COSI)

The COSI optional feature is provided as set forth in 6.3.3(D) following.

(e) Operator Transfer Service

The Operator Transfer Services Optional Feature is provided as set forth in 6.3.3(E) following.

(f) Clear Channel Capability (CCC)

The CCC optional feature is provided as set forth in 6.3.3(F) following.

(TR110)



## ACCESS SERVICE

6. Switched Access Service (Cont'd)6.2 Provision and Description of Switched Access Service Feature Groups (Cont'd)6.2.4 Feature Group D (FGD) (Cont'd)(C) Transmission Specifications

FGD is provided with either Type A, Type B or Type C Transmission Specifications as follows:

- When routed directly to the end office either Type B or C is provided.
- When routed to an access tandem only Type A is provided.
- Type A is provided on the transmission path from the access tandem to the end office.

Type C Transmission Specifications are provided with Interface Group 1. Type A and Type B Transmission Specifications are provided with Interface Groups 2 through 10.

Type DA Data Transmission Parameters are provided for the transmission path between the customer's premises and the access tandem and between the access tandem and the end office when routed via an access tandem. Type DB Data Transmission Parameters are provided with FGD for the transmission path between the customer's premises and the end office when directly routed to the end office.

(D) Testing Capabilities

FGD is provided, in the terminating direction where equipment is available, with seven digit access to balance (100 type) test line, milliwatt (102 type) test line, nonsynchronous or synchronous test line, automatic transmission measuring (105 type) test line, data transmission (107 type) test line, loop around test line, short circuit test line and open circuit test line. In addition to the tests described in 6.1.5 preceding which are included with the installation of service, and as ongoing routine testing, Additional Cooperative Acceptance Testing, Additional Automatic Testing, and Additional Manual Testing, are available as set forth in 13.3.2 following.

(TR110)

ACCESS SERVICE

6. Switched Access Service (Cont'd)

6.2 Provision and Description of Switched Access Service Feature Groups (Cont'd)

6.2.4 Feature Group D (FGD) (Cont'd)

(D) Testing Capabilities (Cont'd)

When SS7 Signaling is ordered, network compatibility and other testing will be performed cooperatively by the Telephone company and the customer as specified in Technical References TR-TSV 000905.

(TR110)

## ACCESS SERVICE

6. Switched Access Service (Cont'd)6.3 Chargeable and Nonchargeable Optional Features

Following are descriptions of the various optional features that are available in lieu of, or in addition to, the standard features provided with the Feature Groups. They are provided as either Common Switching, Transport Termination, 500 and 900 NXX Access Service and 8XX Data Base Access Service options or Operator Transfer Service option.

6.3.1 Common Switching Nonchargeable Optional Features(A) Call Denial on Line or Hunt Group

This option allows for the screening of terminating FGA calls. There are two screening arrangements available with this option as follows: 1) limiting terminating calls for completion to only 411 or 555-1212 whichever is available, 611, 911, 8XX and a Telephone Company specified set of NXXs within the Telephone Company local exchange calling area of the dial tone office in which the arrangement is provided or, 2) limiting terminating calls to completion to only the NXXs associated with all end offices in the LATA, i.e., the call cannot be further switched or routed out of the LATA nor will calls be completed to 411 or 555-1212 whichever is available, 611, 911, or 8XX. All other calls are routed to a reorder tone or recorded announcement. Arrangement 1 is provided in all Telephone Company electronic end offices and, where available, in electromechanical end offices. Arrangement 2 is provided where available. This feature is available with Feature Group A.

(B) Service Code Denial on Line or Hunt Group

This option allows for the screening of terminating calls within the LATA, and for disallowing completion of calls to 0-, 555 and N11 (e.g., 411, 611, and 911). This feature is provided where available in all Telephone Company electronic end offices and electromechanical end offices. It is available with Feature Group A.

(TR110)

## ACCESS SERVICE

6. Switched Access Service (Cont'd)6.3 Chargeable and Nonchargeable Optional Features (Cont'd)6.3.1 Common Switching Nonchargeable Optional Features (Cont'd)(C) Hunt Group Arrangement

This option provides the ability to sequentially access one of two or more line side connections in the originating direction, when the access code of the line group is dialed. This feature is provided in all Telephone Company end offices. It is available with Feature Group A. All Feature Group A access services in the same hunt group must provide off-hook supervisory signalling from the same point in time in the call sequence i.e., all off-hook supervisory signals must either be provided by the customer's equipment before the called party answers or all must be forwarded by the customer's equipment when the called party answers.

(D) Uniform Call Distribution Arrangement

This option provides a type of multiline hunting arrangement which provides for an even distribution of calls among the available lines in a hunt group. Where available, this feature is provided in Telephone Company electronic end offices only. It is available with Feature Group A.

(E) Nonhunting Number for Use with Hunt Group or Uniform Call Distribution Arrangement

This option provides an arrangement for an individual line within a multiline hunt or uniform call distribution group that provides access to that line within the hunt or uniform call distribution group when it is idle or provides busy tone when it is busy, when the nonhunting number is dialed. Where available, this feature is provided in Telephone Company electronic end offices only. It is available with Feature Group A.

(TR110)

## ACCESS SERVICE

6. Switched Access Service(Cont'd)6.3 Chargeable and Nonchargeable Optional Features (Cont'd)6.3.1 Common Switching Nonchargeable Optional Features (Cont'd)(F) Automatic Number Identification (ANI)

This option provides the automatic transmission of a seven or ten digit number and information digits to the customer designated premises for calls originating in the LATA, to identify the calling station. The ANI feature is an end office software function which is associated on a call-by-call basis with (1) all individual transmission paths in a trunk group routed directly between an end office and a customer designated premises or, where technically feasible, with (2) all individual transmission paths in a trunk group between an end office and an access tandem, and a trunk group between an access tandem and a customer designated premises.

The seven digit ANI telephone number is available with Feature Groups B and C. With these Feature Groups, technical limitations may exist in Telephone Company switching facilities which require ANI to be provided only on a directly trunked basis. ANI will be transmitted on all calls except those originating from multiparty lines, coin stations and coinless pay telephones using Feature Group B, or when an ANI failure has occurred. Seven digit ANI is not available with SS7 Signaling.

The ten digit ANI telephone number is only available with Feature Group D. The ten digit ANI telephone number consists of the Numbering Plan Area (NPA) plus the seven digit ANI telephone number. The ten digit ANI telephone number will be transmitted on all calls except those identified as multiparty line or ANI failure, in which case only the NPA will be transmitted (in addition to the information digit described below). Ten digit ANI is provided with multifrequency address signaling or SS7 signaling.

(TR110)

## ACCESS SERVICE

6. Switched Access Service (Cont'd)6.3 Chargeable and Nonchargeable Optional Features (Cont'd)6.3.1 Common Switching Nonchargeable Optional Features (Cont'd)(F) Automatic Number Identification (ANI) (Cont'd)

With Feature Group C, at the option of the customer, ANI may be ordered from end offices where Telephone Company recording for end user billing is not provided. Additionally, ANI is provided from end offices where message detail recording is not required by the Telephone Company; as with 8XX service. ANI is not provided from end offices where the Telephone Company forwards ANI to its recording equipment.

Where ANI cannot be provided, e.g., on calls from 4 and 8 party services, information digits will be provided to the customer.

The information digits identify: (1) telephone number is the station billing number - no special treatment required, (2) multiparty line - telephone number is a 4- or 8-party line and cannot be identified - number must be obtained via an operator or in some other manner, (3) ANI failure has occurred in the end office switch which prevents identification of calling telephone number - must be obtained by operator or in some other manner, (4) hotel/motel originated call which requires room number identification, (5) coinless station, hospital, inmate, etc. call which requires special screening or handling by the customer, and (6) call is an Automatic Identified Outward Dialed (AIOD) call from customer premises equipment. The ANI telephone number is the listed telephone number of the customer and is not the telephone number of the calling party.

(TR110)

## ACCESS SERVICE

6. Switched Access Service (Cont'd)6.3 Chargeable and Nonchargeable Optional Features (Cont'd)6.3.1 Common Switching Nonchargeable Optional Features (Cont'd)(F) Automatic Number Identification (ANI) (Cont'd)

These ANI information digits are available with Feature Groups B, C, and D.

Additional ANI information digits are available with Feature Group D only. They include:

- 1) InterLATA restricted - telephone number is identified line
- 2) InterLATA restricted - hotel/motel line
- 3) InterLATA restricted - coinless, hospital, inmate, etc., line

These information digits will be transmitted as agreed to by the customer and the Telephone Company.

ANI information digits (ANII) are the two digits that precede the seven- or ten-digit telephone number on the ANI record. ANI information digits inform the customer of the calling party's class of service for billing, routing and special handling purposes. Flexible ANI is a network enhancement that allows the Company to install new ANI information digits with a software update. The two-digit ANII pair assignments are made by the North American Numbering Plan Administrator at Bellcore and are delineated in Technical Reference TR-NPL-000258.

Flexible ANI is available with ANI Optional Feature on FGD when the customer has new or existing FGD ANI trunk groups in suitably equipped Company end offices. Flexible ANI is available with Feature Group D only.

Flexible ANI may be ordered coincident with the installation of associated trunk activity or subsequent (e.g., without) associated trunk activity. This option is provided on a Carrier Identification Code (CIC) basis per end office. Once the Flexible ANI option is activated per CIC code in an end office, all new or existing FGD trunk groups equipped with ANI will be capable of handling the new ANII pairs installed via the Flexible ANI software.

(TR110)

## ACCESS SERVICE

6. Switched Access Service (Cont'd)6.3 Chargeable and Nonchargeable Optional Features (Cont'd)6.3.1 Common Switching Nonchargeable Optional Features (Cont'd)(F) Automatic Number Identification (ANI) (Cont'd)

Payphone lines will be assessed a monthly nonrecurring charge to recover the cost incurred by the Telephone Company to upgrade the Flex ANI feature to transmit payphone specific coding digits. This monthly nonrecurring charge, as set forth in 13.5.12 following, is assessed on a per payphone line, per month basis and will be recovered over a period of 12 months beginning January 1, 1999, and ending December 31, 1999. The Telephone Company will bill the monthly nonrecurring charge in advance under the provisions set forth in 2.4.1(B)(1) preceding.

(G) Up to 7 Digit Outpulsing of Access Digits to Customer

This option provides for the end office capability of providing up to 7 digits of the uniform access code (950-10XX) to the customer designated premises. The customer can request that only some of the digits in the access code be forwarded. The access code digits would be provided to the customer designated premises using multifrequency signaling, and transmission of the digits would precede the forwarding of ANI if that feature were provided. It is available with Feature Group B.

(TR110)



## ACCESS SERVICE

6. Switched Access Service (Cont'd)6.3 Chargeable and Nonchargeable Optional Features (Cont'd)6.3.1 Common Switching Nonchargeable Optional Features (Cont'd)(I) Delay Dial Start-Pulsing Signaling

This option provides a method of indicating to the near end trunk circuit readiness to accept address signaling information by the far end trunk circuit. Delay dial is often referred to as an off-hook, on-hook signaling sequence. The delay dial signal is the off-hook interval and the start-pulsing signal is the on-hook interval. With integrity check, the calling office will not outpulse until a delay dial (off-hook) signal followed by a start-pulsing (on-hook) signal has been identified at the calling office. This option is available with Feature Group C and Feature Group D.

(J) Immediate Dial Pulse Address Signaling

This option provides for the forwarding of dial pulses from the Telephone Company end office to the customer without the need of a start-pulsing signal from the customer. It is available with Feature Group C.

(K) Dial Pulse Address Signaling

This trunk side option provides for the transmission of number information, e.g., called number, between the end office switching system and the customer designated premises (in either direction) by means of direct current pulses. It is available with Feature Group C.

(TR110)

## ACCESS SERVICE

6. Switched Access Service (Cont'd)6.3 Chargeable and Nonchargeable Optional Features (Cont'd)6.3.1 Common Switching Nonchargeable Optional Features (Cont'd)(M) Service Class Routing

This option provides the capability of directing originating traffic from an end office to a trunk group to a customer designated premises, based on the line class of service (e.g., coin, multiparty or hotel/motel), service prefix indicator (e.g., 0-, 0+, 01+ or 011+) or service access code (e.g., 800 or 900). It is provided in suitably equipped end office or access tandem switches and is available with Feature Groups C and D.

(N) Alternate Traffic Routing

When the customer orders both Direct-Trunked Transport and Tandem-Switched Transport at the same end office, this option provides the capability of directing originating traffic from an end office (or appropriately equipped access tandem) to a trunk group (the "high usage" group) to a customer designated premises until that group is fully loaded, and then delivering additional originating traffic (the "overflowing" traffic) from the same end office or access tandem to a different trunk group (the "final" group) to a second customer designated premises. The customer shall specify the last trunk CCS desired for the high usage group. It is provided in suitably equipped end office or access tandem switches and is available with Feature Groups C and D.

(O) Trunk Access Limitation

This option provides for the routing of originating 500 and 900 NXX service calls to a specified number of transmission paths in a trunk group, in order to limit (choke) the completion of such traffic to the customer. Calls to the designated service which could not be completed over the subset of transmission paths in the trunk group, i.e., the choked calls, would be routed to reorder tone. It is provided in all Telephone Company electronic end offices and where available in electromechanical end offices. It is available with Feature Groups C and D.

(TR110)

## ACCESS SERVICE

6. Switched Access Service (Cont'd)6.3 Chargeable and Nonchargeable Optional Features (Cont'd)6.3.1 Common Switching Nonchargeable Optional Features (Cont'd)(P) Call Gapping Arrangement

This option, provided in suitably equipped end office switches, provides for the routing of originating calls to 500 or 900 service to be switched in the end office to all transmission paths in a trunk group at a prescribed rate of flow, e.g., one call every five seconds, in order to limit (choke) the completion of such traffic to the customer. Calls to the designated service which are denied access by this feature, i.e., the choked calls, would be routed to a no-circuit announcement. It is provided in selected Feature Group D equipped end offices and is available only with Feature Group D.

(Q) International Carrier Option

This option allows for Feature Group D end offices or access tandem switches equipped for International Direct Distance Dialing to be arranged to forward the international calls of one or more international carriers to the customer (i.e., the Telephone Company is able to route originating international calls to a customer other than the one designated by the end user either through presubscription or 101XXXX dialing). This arrangement requires provision of written verification to the Telephone Company that the customer is authorized to forward such calls. The written verification must be in the form of a letter of agency authorizing the customer to order the option on behalf of the international carrier. This option is only provided at Telephone Company end offices or access tandems equipped for International Direct Distance Dialing. It is available with Feature Group D.

(TR110)

## ACCESS SERVICE

6. Switched Access Service (Cont'd)6.3 Chargeable and Nonchargeable Optional Features (Cont'd)6.3.1 Common Switching Nonchargeable Optional Features (Cont'd)(R) Band Advance Arrangement for Use with Special Access Service Utilized in the Provision of WATS or WATS-Type Services

This option, which is provided in association with two or more Special Access Service groups, provides for the automatic overflow of terminating calls to a second Special Access Service group, when the first group has exceeded its call capacity. This option is available with Feature Groups A, B, C and D.

(S) End Office End User Line Service Screening for Use with Special Access Service Utilized in the Provision of WATS or WATS-Type Services

This option provides the ability to verify that an end user has dialed a called party address (by screening the called NPA and/or NXX on the basis of geographical bands selected by the Telephone Company) which is in accordance with that end user's service agreement with the customer, e.g., WATS. This option is provided in all Telephone Company electronic end offices and, where available, in electromechanical end offices which are designated as WATS Serving Offices. It is available with Feature Groups C and D.

(TR110)

## ACCESS SERVICE

6. Switched Access Service (Cont'd)6.3 Chargeable and Nonchargeable Optional Features (Cont'd)6.3.1 Common Switching Nonchargeable Optional Features (Cont'd)(T) Hunt Group Arrangement for Use with Special Access Service Utilized in the Provision of WATS or WATS-Type Services

This option provides the ability to sequentially access one of two or more Special Access Services utilized in the provision of WATS or WATS-type services (e.g., 8XX Service Special access services) in the terminating direction, when the hunting number of the Special Access Service group is forwarded from the customer to the Telephone Company. This feature is provided in all Telephone Company designated WATS Serving Offices. It is available with Feature Groups A, B, C, and D.

(U) Uniform Call Distribution Arrangement for Use with Special Access Service Utilized in the Provision of WATS or WATS-Type Services

This option provides a type of multiline hunting arrangement which provides for an even distribution of terminating calls among the available Special Access Services utilized in the provision of WATS or WATS-type Services in the hunt group. Where available, this feature is only provided in Telephone Company designated WATS Serving Offices. It is available with Feature Groups A, B, C and D.

(TR110)

## ACCESS SERVICE

6. Switched Access Service (Cont'd)6.3 Chargeable and Nonchargeable Optional Features (Cont'd)6.3.1 Common Switching Nonchargeable Optional Features (Cont'd)(V) Nonhunting Number for Use with Hunt Group Arrangement or Uniform Call Distribution Arrangement for Use with Special Access Service Utilized in the Provision of WATS or WATS-Type Services

This option provides an arrangement for an individual Special Access Service utilized in the provision of WATS or WATS-type Services within a multiline hunt or uniform call Distribution group that provides access to that Special Access Service within the hunt or uniform call distribution group when it is idle or provides busy tone when it is busy, when the nonhunting number is dialed. Where available, this feature is only provided in Telephone Company designated WATS Serving Offices. It is available with Feature Groups A, B, C and D.

(W) Digital Switched 56 Service

This option provides for a connection between a customer's premise and a suitably equipped end user's premise which uses end office switching and facilities capable of transmitting digital data up to 56 Kilobits per second. Digital Switched 56 Service is only available in appropriately provisioned Feature Group D offices as set forth in National Exchange Carrier Association, Inc. Tariff F.C.C. No. 4.

(TR110)

## ACCESS SERVICE

6. Switched Access Service (Cont'd)6.3 Chargeable and Nonchargeable Optional Features (Cont'd)6.3.1 Common Switching Nonchargeable Optional Features (Cont'd)(X) Multifrequency Address Signaling

Multifrequency Address Signaling is available as an optional feature with FGC and FGD. This feature provides for the transmission of number information and control signals (e.g., number address signals, automatic number identification) between the end office switch and the customer's premises (in either direction). Multifrequency signaling arrangements make use of pairs of frequencies out of a group of six frequencies. Specific information transmitted is dependent upon feature group and call type (i.e., POTS, coin or operator). This feature is not available in combination with SS7 signaling.

(Y) Signaling System 7 (SS7) Signaling

This feature provides common channel out of band transmission of address and supervisory SS7 protocol signaling information between the end office switch or the tandem office switching system and the customer's designated premises. The signaling information is transmitted over facilities provided with the Common Channel Signaling/Signaling System 7 Interconnection Service as specified in 6.1.3(A)(3) preceding. This feature is available with FGC and FGD and will be provided in accordance with the SS7 Interconnect specifications described in Technical Reference TR-TSV-000905.

(Z) Calling Party Number (CPN)

This feature provides for the automatic transmission of the ten digit directory number, associated with a calling station, to the customer's premises for calls originating in the LATA. The ten digit telephone number consists of the NPA plus the seven digit telephone number, which may or may not be the same number as the calling station's charge number. The ten digit telephone number will be coded as presented, or restricted via a "privacy indicator" for delivery to the called end user. This feature is provided with originating FGC and FGD with SS7 signaling. CPN is available where technically feasible.

(TR110)

## ACCESS SERVICE

6. Switched Access Service (Cont'd)6.3 Chargeable and Nonchargeable Optional Features (Cont'd)6.3.1 Common Switching Nonchargeable Optional Features (Cont'd)(AA) Carrier Selection Parameter (CSP)

This feature provides for the automatic transmission of a signaling indicator which signifies to the customer whether or not the call being processed originated from a presubscribed line. If the line was presubscribed, the indicator will signify if the end user did or did not dial 101XXXX. This feature is provided with originating FGD with SS7 signaling.

(AB) Charge Number Parameter (CN)

The CN Parameter is equivalent to the existing ten digit Automatic Number Identification (ANI) available with FGC where technically feasible and FGD with MF signaling. The CN Parameter provides for the automatic transmission of the ten digit billing number of the calling station and the originating line information. This feature is provided with originating FGC and FGD with SS7 signaling.

6.3.2 Transport Termination Nonchargeable Optional Features(A) Rotary Dial Station Signaling

This option provides for the transmission of called party address signaling from rotary dial stations to the customer designated premises for originating calls. This option is provided in the form of a specific type of Transport Termination. It is available with Feature Group B, only on a directly trunked basis.

(TR110)



## ACCESS SERVICE

6. Switched Access Service (Cont'd)6.3 Chargeable and Nonchargeable Optional Features (Cont'd)6.3.2 Transport Termination Nonchargeable Optional Features (Cont'd)(B) Operator Trunk - Coin, Non-Coin, or Combined Coin and Non-Coin

This option may be ordered to provide coin, non-coin, or combined coin and non-coin operation. It is available only with Feature Group C and is provided in electronic end offices and other Telephone Company end offices where equipment is available. It is provided as a trunk type of Transport Termination.

## Coin:

This arrangement provides for initial coin return control and routing of 0+, 0-, 1+ or 011+ prefixed originating coin calls requiring operator assistance to the customer designated premises. Because operator assisted coin calling traffic is routed over a trunk group dedicated to operator assisted calls, this arrangement is only provided in association with the Service Class Routing option.

The operator assistance coin calling arrangement is also normally ordered by the customer in conjunction with the ANI optional feature, since the preponderance of trunk groups equipped with this arrangement will be terminated in the customer's TSPS systems, rather than in the customer's manual cord boards.

## Non-Coin:

This arrangement provides for the routing of 0+, 0-, 1+ or 011+ prefixed originating non-coin calls requiring operator assistance to the customer designated premises. Because operator assisted non-coin calling traffic is routed over a trunk group dedicated to operator assisted calls, this arrangement is only provided in association with the Service Class Routing option.

(TR110)

## ACCESS SERVICE

6. Switched Access Service (Cont'd)6.3 Chargeable and Nonchargeable Optional Features (Cont'd)6.3.2 Transport Termination Nonchargeable Optional Features (Cont'd)(B) Operator Trunk - Coin, Non-Coin, or Combined Coin and Non-Coin  
(Cont'd)

## Non-Coin: (Cont'd)

The operator assistance non-coin calling arrangement is also normally ordered by the customer in conjunction with the ANI optional feature, since the preponderance of trunk groups equipped with this arrangement will be terminated in the customer's TSPS systems, rather than in the customer's manual cord boards. When so equipped, the ANI feature provides for the forwarding of information digits which identify that the call has originated from a hotel or motel, and whether room number identification is required, or that special screening is required, e.g., for coinless public stations, dormitory or inmate stations, or other screening arrangements agreed to between the customer and the Telephone Company.

## Combined Coin and Non-Coin:

This arrangement provides for initial coin return control and routing of 0+, 0-, 1+, 01+ or 011+ prefixed originating operator assisted coin and non-coin calls requiring operator assistance to the customer designated premises. Because operator assisted coin and non-coin calling traffic is routed over a trunk group dedicated to operator assisted calls, this arrangement is only provided in association with the Service Class Routing option.

(TR110)

## ACCESS SERVICE

6. Switched Access Service (Cont'd)6.3 Chargeable and Nonchargeable Optional Features (Cont'd)6.3.2 Transport Termination Nonchargeable Optional Features (Cont'd)(B) Operator Trunk - Coin, Non-Coin, or Combined Coin and Non-Coin  
(Cont'd)

## Combined Coin and Non-Coin: (Cont'd)

This arrangement is normally ordered by the customer in conjunction with the ANI optional feature, since the preponderance of trunk groups equipped with this arrangement will be terminated in the customer's operator services systems, rather than in the customer's manual cord boards. When so equipped, the ANI optional feature provides for the forwarding of information digits which identify that the call has originated from a hotel or motel, and whether room number identification is required, or that special screening is required, e.g., for coinless public stations, dormitory or inmate stations, or other screening arrangements agreed to between the customer and the Telephone Company.

(C) Operator Trunk - Full Feature

This option provides the initial coin return control function to the customer's operator. It is available with Feature Group D and is provided as a trunk type for Transport Termination. This feature is not available with SS7 signaling.

(TR110)

## ACCESS SERVICE

6. Switched Access Service (Cont'd)6.3 Chargeable and Nonchargeable Optional Features (Cont'd)6.3.3 Chargeable Optional Features(A) 500 and 900 NXX Access Service

The 500 and 900 NXX Access Service optional feature is an originating offering utilizing trunk side Switched Access Service. The service provides a customer identification function based on the dialed SAC and NXX code.

When an 1+SAC+NXX-XXXX call is originated by an end user, the Telephone Company will perform the customer identification function based on the dialed digits to determine the customer location to which the call is to be routed. If the call originates from an end office switch not equipped to provide the customer identification function, the call will be routed to an office at which the function is available. Once customer identification has been established, the call will be routed to the customer. Calls originating from an end office switch at which the customer identification function is performed, but to which the customer has not ordered 500 or 900 Access Service, will be blocked.

When a customer requests that the Telephone Company open the SAC and any associated NXXs within a specified LATA, the order must include the provisioning of all offices within the LATA.

Calls to a 500 or 900 number dialed via 1+ from coin telephones, 0-, 101XXXX, Inmate Service, and Hotel/Motel Service will be blocked. Calls to a 900 number dialed via 0+ will normally be blocked. Orders received from customers to unblock 0+ calls to a 500 or 900 number will be accommodated where suitably equipped facilities exist.

(TR110)

## ACCESS SERVICE

6. Switched Access Service (Cont'd)6.3 Chargeable and Nonchargeable Optional Features (Cont'd)6.3.3 Chargeable Optional Features (Cont'd)(A) 500 and 900 NXX Access Service (Cont'd)

The manner in which 500 or 900 NXX Access Service is provided is dependent on the status of the end office from which the service is provided (i.e., equipped with equal access capabilities or not equipped with equal access capabilities). When 500 or 900 NXX Access Service is provided from an end office equipped with equal access capabilities, all such service will be provisioned in accordance with the technical characteristics available with Feature Group D (FGD) (i.e., technical specifications, Telephone Company switch and customer premises interfaces, design blocking criteria, address signaling, etc). When 500 or 900 NXX Access Service is provided from an end office not equipped with equal access capabilities, such service will be provisioned in accordance with the technical characteristics available with Feature Group C (FGC).

Unless prohibited by technical limitations, (e.g., different dialing plans), the customer's 500 or 900 NXX Access Service traffic may, at the option of the customer, be combined in the same trunk group arrangement with the customer's non-500 or 900 NXX Access Service traffic. When required by technical limitations, or at the request of the customer, a separate trunk group will be established for 500 or 900 NXX Access Service.

(TR110)

## ACCESS SERVICE

6. Switched Access Service (Cont'd)6.3 Chargeable and Nonchargeable Optional Features (Cont'd)6.3.3 Chargeable Optional Features (Cont'd)(B) 8XX Data Base Access Service

The 8XX Data Base Access Service optional feature is an originating offering utilizing trunk side Switched Access Service. The service provides carrier selection and optional vertical services based on the dialed 8XX number.

When a 1+8XX+NXX-XXXX call is originated by an end user, the Telephone Company will perform the carrier selection function by querying a data base to determine the customer to whose point of termination the call is to be delivered. Unless the customer has ordered optional vertical services, as described in 6.1.2(C) (2) preceding, it is then the responsibility of the customer to perform any further translation the subscriber deems necessary and route the call. Calls to 8XX numbers, for which a data base query returns a carrier identification for a carrier that has not ordered Switched Access Service, will be blocked.

(TR110)

## ACCESS SERVICE

6. Switched Access Service (Cont'd)6.3 Chargeable and Nonchargeable Optional Features (Cont'd)6.3.3 Chargeable Optional Features (Cont'd)(C) Common Channel Signaling/Signaling System 7 Network Connection Service (CCSNC)

Common Channel Signaling/Signaling System 7 (CCS/SS7) Network Connection Service (CCSNC), which is available with Feature Group C and D, where technically feasible as designated in NATIONAL EXCHANGE CARRIER ASSOCIATION, INC TARIFF FCC NO. 4, WIRE CENTER INFORMATION, provides a signaling path between a customer's designated Signaling Point of Interface (SPOI) and a Signaling Transfer Point (STP). This service provides customers with the use of a two-way signaling path for accessing information necessary for the completion of their end user's calls.

CCS/SS7 Network Connection Service is comprised of two rate elements; a Signaling Network Access Link (SNAL) and a Signaling Transfer Point (STP) Port. The SNAL is provided as a dedicated 56 Kbps out-of-band signaling connection between the customer's SPOI and the STP port on the STP.

The CCS/SS7 Network Connection Service is provisioned by a mated pair of STPs as described in Technical Reference TR-TSV 000905 in order to ensure network availability and reliability. The Telephone Company shall not be held liable for service outages if the customer employs technology related to the interconnection of signaling networks that does not adhere to generally accepted industry technical standards.

When CCS/SS7 Network Connection service is provisioned for use with SS7 Signaling, interconnection between signaling networks must occur at an STP.

Rates and charges for the CCS/SS7 Network Connection STP Ports and Signaling Network Access Links are contained in 6.8.1(C) following.

(TR110)

## ACCESS SERVICE

6. Switched Access Service (Cont'd)6.3 Chargeable and Nonchargeable Optional Features (Cont'd)6.3.3 Chargeable Optional Features (Cont'd)(D) CIC and OZZ Signaling Information (COSI)

CIC and OZZ Signaling Information is only available with Feature Group D Direct-Trunked Transport, as set forth in 6.1.2(A)(2) preceding, ordered from an equal access end office switch. It is not available from the Telephone Company access tandem.

CIC and OZZ Signaling Information provides the Carrier Identification Code (CIC) and OZZ digits needed to perform tandem switching functions for switched transport services. This signaling information can be ordered: (1) as multifrequency (MF) address signaling or (2) where technically feasible, as CCS/SS7 signaling. For customers ordering the CCS/SS7 signaling option, out of band signaling interconnection is required at the STP level as offered in this tariff through its Common Channel Signaling Network Connection (CCSNC) service, which is described in 6.3.3(C) preceding.

When the Telephone Company's customer of record (COR) selects the CIC and OZZ Signaling Information option for 2-way Direct-Trunked Transport service, the Alternate Tandem Switching Provider (ATSP) that provides the tandem switching function shall record the terminating traffic on behalf of the Telephone Company, as specified in a Letter of Agreement. The originating traffic shall be recorded by the Telephone Company's originating end office.

The Letter of Agreement, which shall be mutually agreed upon by the ATSP and the Telephone Company, shall include: (1) the ATSP's obligations regarding frequency, delivery, timing, and testing of terminating usage tapes (or other automated transmission); (2) audit provisions; (3) dispute/discrepancy resolution; and (4) penalties imposed on the ATSP for untimely usage transmission which results in delayed Telephone Company revenue. The Telephone Company shall work cooperatively with the ATSP to develop a Letter of Agreement. The Telephone Company shall provide 30-day written notice of any changes to the Letter of Agreement.

(TR110)



## ACCESS SERVICE

6. Switched Access Service (Cont'd)6.3 Chargeable and Nonchargeable Optional Features (Cont'd)6.3.3 Chargeable Optional Features (Cont'd)(D) CIC and OZZ Signaling Information (COSI) (Cont'd)

In cases involving the above-mentioned Letter of Agreement, the ATSP is responsible for recording all terminating traffic of 2-way Direct-Trunked Transport service when the CIC and OZZ Signaling Information option is also selected and providing this data on an industry standard terminating usage tape (or other automated transmission) to the Telephone Company. The Telephone Company shall bill the customer of record for the terminating portion of the 2-way service. The data format of this ATSP-provided usage tape (or other automated transmission) must conform to Detail Category 11 Exchange Message Records (Detail Cat. 11 EMR) as described in the Bellcore Practice BR 010-200-010, "CRIS Exchange Message Record."

If the ATSP performing the tandem switching function can not or does not enter into a Letter of Agreement regarding special recording arrangements, the customer shall order 1-way Direct-Trunked Transport service with the CIC and OZZ Signaling Information option for originating traffic and a separate 1-way Direct-Trunked Transport service for terminating traffic. All originating traffic for this 1-way Direct-Trunked Transport service shall be recorded by the Telephone Company's originating end office and billed to the originating end user's presubscribed interexchange carrier (PIC). All terminating traffic for the separate 1-way Direct-Trunked Transport service shall be recorded by the Telephone Company's terminating end office and billed to the customer of record.

Rates and charges for the CIC and OZZ Signaling Information are contained in 6.8.1(D) following.

(TR110)

## ACCESS SERVICE

6. Switched Access Service (Cont'd)6.3 Chargeable and Nonchargeable Optional Features (Cont'd)6.3.3 Chargeable Optional Features (Cont'd)(E) Operator Transfer Service

At the option of the customer, Operator Transfer Service as specified following, is available for use with Feature Group C and Feature Group D Switched Access Service. Operator Transfer Service is ordered as set forth in 5.2 preceding and is provided to the customer via separate FGC or FGD trunks dedicated to Operator Transfer Service traffic.

Operator Transfer Service is an arrangement in which Telephone Company operators transfer 0 minus (0-) calls (calls for which the end user dials 0 with no additional digits) to the customer designated by the end user.

The operator transfer function will be performed in the following manner:

- The operator answers the 0- call.
- Initially, the Operator will suggest that the end user dial the customer on a direct basis. If the end user insists that the Operator transfer the call, the Operator will ask the end user to identify the desired customer and will then transfer the call as directed.
- If the end user has no preference, or the identified customer has not subscribed to Operator Transfer Service, the end user will be asked to select from a list of available customers.

(TR110)

## ACCESS SERVICE

6. Switched Access Service (Cont'd)6.3 Chargeable and Nonchargeable Optional Features (Cont'd)6.3.3 Chargeable Optional Features (Cont'd)(E) Operator Transfer Service (Cont'd)

The list of available Operator Transfer Service customers will be updated monthly. The order in which customers will be read to end users will be initially determined by the sequence in which customers have ordered the Operator Transfer Service. For each subsequent month, following the initial order for Operator Transfer Service, the customer in the first position on the list will be moved to the last position on the list. All other customers on the list will be moved up one position, e.g. 3rd to 2nd, 2nd to first, etc. New Operator Transfer Service customers will initially be placed at the bottom of the list of customers.

All non-recurring and usage sensitive rates and charges normally applicable to Feature Groups C or D apply to Operator Transfer Service. Additionally, a charge as specified in 6.1.2(C)(4) preceding and 6.8.6 following, is assessed the customer per 0 minus call transferred.

(F) Clear Channel Capability (CCC)

CCC is available only with Feature Group D (FGD) Direct-Trunked Transport and is provided, subject to availability of facilities, as identified in NATIONAL EXCHANGE CARRIER ASSOCIATION, INC. TARIFF F.C.C. NO. 4, WIRE CENTER INFORMATION.

No charge applies when the CCC optional feature is ordered at the same time the Direct-Trunked FGD High Capacity Service is ordered. If the CCC optional feature is ordered as an addition to an existing High Capacity service, a nonrecurring charge is applicable as set forth in 6.8.1(D)(3) following. The customer must agree to out-of-service periods required to add this optional feature to an existing High Capacity Service.

The removal of the CCC optional feature from an existing High Capacity Service will be treated as a discontinuance of the existing service and an installation of new service. All associated nonrecurring installation charges will apply for the new service. A new minimum period will be established for the new service.

(TR110)

## ACCESS SERVICE

6. Switched Access Service (Cont'd)6.4 Transmission Specifications

Each Switched Access Service transmission path is provided with standard transmission specifications. There are three different standard specifications (Types A, B and C). The standard for a particular transmission path is dependent on the Feature Group, the Interface Group and whether the service is directly routed or via an access tandem. The available transmission specifications are set forth in 15.2.1 following. Data Transmission Parameters are also provided with each Switched Access Service transmission path. The Telephone Company will, upon notification by the customer that the data parameters set forth in 15.2.2(A) or 15.2.2(B) are not being met, conduct tests independently or in cooperation with the customer, and take any necessary action to insure that the data parameters are met.

The Telephone Company will maintain existing transmission specifications on functioning service configurations installed prior to the effective date of this tariff except that service configurations having performance specifications exceeding the standards listed in this provision will be maintained at performance levels specified in this tariff.

The transmission specifications concerning Switched Access Service are immediate action limits and are set forth in 15.2 following. Acceptance limits are set forth in Technical Reference TR-NPL-000334. This Technical Reference also provides the basis for determining Switched Access Service maintenance limits.

(TR110)

## ACCESS SERVICE

6. Switched Access Service (Cont'd)6.5 Obligations of the Telephone Company

In addition to the obligations of the Telephone Company set forth in 2. preceding, the Telephone Company has certain other obligations pertaining only to the provision of Switched Access Service. These obligations are as follows:

6.5.1 Network Management

The Telephone Company will administer its network to insure the provision of acceptable service levels to all telecommunications users of the Telephone Company's network services. Generally, service levels are considered acceptable only when both end users and customers are able to establish connections with little or no delay encountered within the Telephone Company network. The Telephone Company maintains the right to apply protective controls, i.e., those actions, such as call gapping, which selectively cancel the completion of traffic, over any traffic carried over its network, including that associated with a customer's Switched Access Service. Generally, such protective measures would only be taken as a result of occurrences such as failure or overload of Telephone Company or customer facilities, natural disasters, mass calling or national security demands. In the event that the protective controls applied by the Telephone Company result in the complete loss of service by the customer, the customer will be granted a Credit Allowance for Service Interruption as set forth in 2.4.4(B)(3) preceding.

(TR110)

## ACCESS SERVICE

6. Switched Access Service (Cont'd)6.5 Obligations of the Telephone Company (Cont'd)6.5.2 Design and Traffic Routing of Switched Access Service(A) Feature Groups A and B

For Feature Groups A and B, the line or trunk directionality and traffic routing of the Switched Access Service between the customer's premises and the entry switch are determined by the customer's order for service. Additionally, for Feature Group B the customer may order the optional feature Customer Specification of Local Transport Termination.

(TR110)

## ACCESS SERVICE

6. Switched Access Service (Cont'd)6.5 Obligations of the Telephone Company (Cont'd)6.5.2 Design and Traffic Routing of Switched Access Service (Cont'd)(B) Feature Group C

For Feature Group C, the Telephone Company shall design and determine the routing of Switched Access Service. Additionally, for Tandem-Switched Transport the Telephone Company will design and determine the routing from the first point of switching to the end office. The Telephone Company shall also decide if capacity is to be provided by originating only, terminating only, or two-way trunk groups. Finally, the Telephone Company will decide whether trunk side access will be provided through the use of two-wire or four-wire trunk terminating equipment.

Selection of facilities and equipment and traffic routing of the service are based on standard engineering methods, available facilities and equipment, and actual traffic patterns.

(C) Feature Group D

For Feature Group D, the Telephone Company shall design and determine the routing of Tandem-Switched Transport service, including the selection of the first point of switching and the selection of facilities from the interface to any switching point and to the end offices where busy hour minutes of capacity are ordered. The Telephone Company shall also decide if capacity is to be provided by originating only, terminating only, or two-way trunk groups. Finally, the Telephone Company will decide whether trunk side access will be provided through the use of two-wire or four-wire trunk terminating equipment.

(TR110)

## ACCESS SERVICE

6. Switched Access Service (Cont'd)6.5 Obligations of the Telephone Company (Cont'd)6.5.2 Design and Traffic Routing of Switched Access Service (Cont'd)(C) Feature Group D (Cont'd)

For Feature Group D Direct-Trunked Transport service, the Telephone Company will determine the routing of switched access service from the point of interface to the first point of switching or, if the customer specifies one or more hub locations for multiplexing, from the point of interface to the hub location, from one hub location to another hub location, and/or from a hub location to the first point of switching.

Selection of facilities and equipment and traffic routing of the service are based on standard engineering methods, available facilities and equipment, and actual traffic patterns.

(TR110)



## ACCESS SERVICE

6. Switched Access Service (Cont'd)6.5 Obligations of the Telephone Company (Cont'd)6.5.3 Provision of Service Performance Data

Subject to availability, end-to-end service performance data available to the Telephone Company through its own service evaluation routines, may also be made available to the customer based on previously arranged intervals and format. These data provide information on overall end-to-end call completion and non-completion performance, e.g., customer equipment blockage, failure results and transmission performance. These data do not include service performance data which are provided under other tariff sections, e.g., testing service results. If data are to be provided in other than paper format, the charges for such exchange will be determined on an individual case basis.

6.5.4 Trunk Group Measurement Reports

Subject to availability, the Telephone Company will make available trunk group data in the form of usage in CCS, peg count and overflow, to the customer based on previously agreed to intervals.

(TR110)

## ACCESS SERVICE

6. Switched Access Service (Cont'd)6.5 Obligations of the Telephone Company (Cont'd)6.5.5 Determination of Number of Transmission Paths

For Feature Groups A and B which are ordered on a per line or per trunk basis respectively, and Feature Groups C and D when ordered on a per trunk basis, the customer specifies the type of transport facilities and the number of channels in the order for service. For Tandem-Switched Transport, the Telephone Company will determine the number of Switched Access Service transmission paths to be provided for the Switched Access Feature Group C or D busy hour minutes of capacity ordered. A transmission path is a communication path within the frequency bandwidth of approximately 300 to 3000 Hz or a derived communication path of a frequency bandwidth of approximately 300 Hz to 3000 Hz provided over a high frequency analog facility or a high speed digital facility between a customer's premises and a Telephone Company location. The number of transmission paths will be developed using the total busy hour minutes of capacity by type (as described in 6.1.1(E) preceding) for the end offices for each Feature Group ordered from a customer's designated premises. The total busy hour minutes of capacity by type for the end office will be converted to transmission paths using standard Telephone Company traffic engineering methods. The number of transmission paths provided shall be the number required based on (1) the use of access tandem switches and end office switches, (2) the use of end office switches only, or (3) the use of tandem switches only.

6.5.6 Determination of Number of End Office Transport Terminations

For analog entry switches, a termination will be provided for each transmission path provided. For digital entry switches, an equivalent termination will be provided for each transmission path provided.

(TR110)

## ACCESS SERVICE

6. Switched Access Service (Cont'd)6.5 Obligations of the Telephone Company (Cont'd)6.5.7 Design Blocking Probability

The Telephone Company will design the facilities used in the provision of Switched Access Service to meet the blocking probability criteria as set forth in (A) through (D) following.

- (A) For Feature Groups A and B no design blocking criteria apply.
- (B) For Feature Group C, the design blocking objective will be no greater than one percent (.01) between the point of termination at the customer's designated premises and the first point of switching when traffic is directly routed without an alternate route. Standard traffic engineering methods will be used by the Telephone Company to determine the number of transmission paths required to achieve this level of blocking.
- (C) For Feature Group D, the design blocking objective will be no greater than one percent (.01) between the point of termination at the customer's designated premises and the end office switch, whether the traffic is directly routed without an alternate route or routed via an access tandem. Standard traffic engineering methods as set forth in reference document Telecommunications Transmission Engineering - Volume 3 - Networks and Services (Chapters 6-7) will be used by the Telephone Company to determine the number of transmission paths required to achieve this level of blocking.
- (D) The Telephone Company will perform routine measurement functions except on Feature Groups A and B, to assure that an adequate number of transmission paths are in service. The Telephone Company will recommend that additional capacity (i.e., busy hour minutes of capacity or trunks) be ordered by the customer when additional paths are required to reduce the measured blocking to the designed blocking level. For the capacity ordered, the design blocking objective is assumed to have been met if the routine measurements show that the measured blocking does not exceed the threshold listed in the following tables.

(TR110)

## ACCESS SERVICE

6. Switched Access Service (Cont'd)6.5 Obligations of the Telephone Company (Cont'd)6.5.7 Design Blocking Probability (Cont'd)

(D) (Cont'd)

- (1) For transmission paths carrying only first routed traffic direct between an end office and customer's designated premises without an alternate route, and for paths carrying only overflow traffic, the measured blocking thresholds are as follows:

<u>Number of Transmission Paths Per Trunk Group</u>	Measured Blocking Thresholds in the Time Consistent Busy Hour for the Number of Measurements Taken Between 8:00 a.m. and 11:00 p.m. Per Trunk Group			
	15-20	11-14	7-10	3-6
	<u>Measurements</u>	<u>Measurements</u>	<u>Measurements</u>	<u>Measurements</u>
2	.070	.080	.090	.140
3	.050	.060	.070	.090
4	.050	.060	.070	.080
5-6	.040	.050	.060	.070
7 or more	.030	.035	.040	.060

- (2) For transmission paths carrying first routed traffic between an end office and customer's premises via an access tandem, the measured blocking thresholds are as follows:

<u>Number of Transmission Paths Per Trunk Group</u>	Measured Blocking Thresholds in the Time Consistent Busy Hour for the Number of Measurements Taken Between 8:00 a.m. and 11:00 p.m. Per Trunk Group			
	15-20	11-14	7-10	3-6
	<u>Measurements</u>	<u>Measurements</u>	<u>Measurements</u>	<u>Measurements</u>
2	.045	.055	.060	.095
3	.035	.040	.045	.060
4	.035	.040	.045	.055
5-6	.025	.035	.040	.045
7 or more	.020	.025	.030	.040

(TR110)

## ACCESS SERVICE

6. Switched Access Service (Cont'd)6.6 Obligations of the Customer

In addition to the obligations of the customer set forth in 2. preceding, the customer has certain specific obligations pertaining to the use of Switched Access Service. These obligations are as follows:

6.6.1 Report Requirements

Customers are responsible for providing the following reports to the Telephone Company, when applicable.

(A) Jurisdictional Reports

When a customer orders Switched Access Service for both interstate and intrastate use, the customer is responsible for providing reports as set forth in 2.3.10 preceding. Charges will be apportioned in accordance with those reports. The method to be used for determining the interstate charges is set forth in 2.3.11 preceding.

(B) Code Screening Reports

When a customer orders service class routing, trunk access limitation or call gapping arrangements, it must report the number of trunks and/or the appropriate codes to be instituted in each end office or access tandem switch, for each of the arrangements ordered.

(C) Media Stimulated Mass Calling

When Switched Access Service is utilized to provide services for which a substantial call volume is anticipated during a short period of time (e.g., 800, 900, etc. calls placed in response to television and radio advertising), the customer shall provide notification of such an event to the Telephone Company at least 24 hours in advance of the peak period. Such notification shall be to the Telephone Company's Interexchange Carrier Service Center and shall include the nature, time, duration and frequency of the event, the estimated call volume and the telephone number(s) to be used.

(TR110)

## ACCESS SERVICE

6. Switched Access Service (Cont'd)6.6 Obligations of the Customer (Cont'd)6.6.2 Supervisory Signaling

The customer's facilities shall provide the necessary on-hook, off-hook, answer and disconnect supervision.

6.6.3 Trunk Group Measurement Reports

With the agreement of the customer, trunk group data in the form of usage in CCS, peg count and overflow for its end of all access trunk groups, where technologically feasible, will be made available to the Telephone Company. These data will be used to monitor trunk group utilization and service performance and will be based on previously arranged intervals and format.

(TR110)

## ACCESS SERVICE

6. Switched Access Service (Cont'd)6.7 Rate Regulations

This section contains the specific regulations governing the rates and charges that apply for Switched Access Service.

6.7.1 Description and Application of Rates and Charges

There are three types of rates and charges that apply to Switched Access Service. These are monthly recurring rates, usage rates and nonrecurring charges. These rates and charges are applied differently to the various rate elements as set forth in (D) following.

(A) Monthly Rates

Monthly rates are recurring, and apply each month or fraction thereof that a specific rate element is provided. For billing purposes, each month is considered to have 30 days.

(B) Usage Rates

Usage rates are rates that apply only when a specific rate element is used. These are applied on a per access minute basis. Access minute charges are accumulated over a monthly period.

(C) Nonrecurring Charges

Nonrecurring charges are one-time charges that apply for a specific work activity (i.e., installation or change to an existing service). The types of nonrecurring charges that apply for Switched Access Service are: installation of service, 500 and 900 NXX translation optional feature, and service rearrangements.

(TR110)

## ACCESS SERVICE

6. Switched Access Service (Cont'd)6.7 Rate Regulations (Cont'd)6.7.1 Description and Application of Rates and Charges (Cont'd)(C) Nonrecurring Charges (Cont'd)(1) Installation of Service

Nonrecurring charges apply to each Switched Access Service installed. For FGA and FGB, which are ordered on a per line or trunk basis respectively, the charge is applied per line or trunk. For FGC and FGD, when ordered on a per trunk basis, the charge is applied on a per trunk basis. For FGC and FGD, when ordered on a busy hour minutes of capacity basis, the charge is also applied on a per trunk basis but the charge applies only when the capacity ordered requires the installation of an additional trunk(s).

(TR110)



## ACCESS SERVICE

6. Switched Access Service (Cont'd)6.7 Rate Regulations (Cont'd)6.7.1 Description and Application of Rates and Charges (Cont'd)(C) Nonrecurring Charges (Cont'd)(2) 500 and 900 NXX Translation Optional Feature

This nonrecurring charge applies to the initial order for the installation of the 500 or 900 NXX Translation optional feature with Feature Group C or Feature Group D Switched Access Service and for each subsequent order received to add or change NXX translation codes. This charge, if applicable, applies whether this optional feature is installed coincident with or at any time subsequent to the installation of Switched Access Services. This charge is applied by the Telephone Company on a per SAC order basis as specified in 6.1.2(C)(1)(a) preceding, regardless of the number of NXX codes specified on the order.

(3) Service Rearrangements

All changes to existing services other than changes involving administrative activities and the off-hook supervisory signalling of FGA Access Services, will be treated as a discontinuance of the existing service and an installation of a new service. The nonrecurring charge described in (1) preceding will apply for this work activity. Moves that change the physical location of the point of termination are described and charged for as set forth in 6.7.6 following.

- If, due to technical limitations of the Telephone Company, a customer could not combine its 500, 8XX or 900 Access Service traffic with its other trunk side Switched Access Services, no charge shall apply to combine these trunk groups when it becomes technically possible.

(TR110)

## ACCESS SERVICE

6. Switched Access Service (Cont'd)6.7 Rate Regulations (Cont'd)6.7.1 Description and Application of Rates and Charges (Cont'd)(C) Nonrecurring Charges (Cont'd)(3) Service Rearrangements (Cont'd)

Administrative changes will be made without charge(s) to the customer. Administrative changes are as follows:

- Change of customer name,
- Change of customer or customer's end user premises address when the change of address is not a result of a physical relocation of equipment,
- Change in billing date (name, address, or contact name or telephone number),
- Change of agency authorization,
- Change of customer circuit identification,
- Change of billing account number,
- Change of customer test line number,
- Change of customer or customer's end user contact name or telephone number, and
- Change of jurisdiction

Changes to the point in time when the off-hook supervisory signal is provided in the originating call sequence i.e., when the off-hook supervisory signal is changed from being provided by the customer's equipment before the called party answers to being forwarded by the customer's equipment when the called party answers or vice versa, are subject to the nonrecurring charge as set forth in 5.2.2(A) preceding.

(TR110)

## ACCESS SERVICE

6. Switched Access Service (Cont'd)6.7 Rate Regulations (Cont'd)6.7.1 Description and Application of Rates and Charges (Cont'd)(C) Nonrecurring Charges (Cont'd)(3) Service Rearrangements (Cont'd)

For additions, changes or modifications to an optional feature which has a separate nonrecurring charge, that nonrecurring charge will apply.

For additions of or modifications to optional features that do not have their own separate nonrecurring charges, the nonrecurring charge as set forth in (1) preceding will apply. When an optional feature is not required on each transmission path, but rather for an entire transmission path group, an end office or an access tandem switch, only one such charge will apply (i.e., it will not apply per transmission path).

For conversion of FGC and FGD trunks from multifrequency address signaling to SS7 signaling or from SS7 signaling to multifrequency address signaling, nonrecurring charges will apply as set forth in 6.8.1(C)(3).

When a customer requests a change of trunks from tandem-switched transport to direct-trunked transport or orders the disconnection of over-provisioned trunks, the nonrecurring charges set forth in (1) preceding do not apply provided:

- the change is ordered anytime between June 17, 1997, and December 31, 1998, and
- the change is completed no later than March 31, 1999, and
- the orders to disconnect existing trunks and to connect the new trunks are placed at the same time.

(TR110)

## ACCESS SERVICE

6. Switched Access Service (Cont'd)6.7 Rate Regulations (Cont'd)6.7.1 Description and Application of Rates and Charges (Cont'd)(D) Application of Rates

Rates are applied either as premium rates or transitional rates. Transitional rates are discounted access minute rates for measured or assumed access minutes.

The application of these rates is dependent upon the Feature Group and the availability of equal access capabilities in the end office to which the service is provided.

The following rules provide the basis for applying the rates and charges:

- (1) Premium rates apply to all FGC access minutes when the service is provided to customers which furnish interstate MTS/WATS, and to all access minutes that originate or terminate at end offices equipped with equal access (i.e., FGD) capabilities. In addition, premium rates apply to FGB access minutes when utilized in the provision of MTS/WATS service.

(TR110)

## ACCESS SERVICE

6. Switched Access Service (Cont'd)6.7 Rate Regulations (Cont'd)6.7.1 Description and Application of Rates and Charges (Cont'd)(D) Application of Rates (Cont'd)

- (2) Transitional rates (i.e., discounted access minute rates) apply to all FGA and FGB access minutes (measured or assumed) originating or terminating in an end office which is not equipped with equal access capabilities. In addition, transitional rates apply to FGC access minutes originating in an end office which is not equipped with equal access capabilities when the FGC service is used in conjunction with 500, 8XX or 900 Access Service, by customers who do not furnish interstate MTS/WATS.

(TR110)

## ACCESS SERVICE

6. Switched Access Service (Cont'd)6.7 Rate Regulations (Cont'd)6.7.1 Description and Application of Rates and Charges (Cont'd)(D) Application of Rates (Cont'd)

- (3) When FGA or FGB Switched Access Service except as set forth in (1) preceding provided to an entry switch (i.e., dial tone office for FGA and access tandem for FGB) has usage originating from and/or terminating at both end offices that have been converted to equal access and end offices that have not been converted, the premium and non-premium transitional rates will apply in the following manner:

(TR110)

## ACCESS SERVICE

6. Switched Access Service (Cont'd)6.7 Rate Regulations (Cont'd)6.7.1 Description and Application of Rates and Charges (Cont'd)(D) Application of Rates (Cont'd)

## (3) (Cont'd)

- (a) All access minutes that originate from or terminate at the equal access end office(s) will be billed at premium rates. Access minutes that originate from or terminate at end offices not equipped with equal access capabilities, hereinafter referred to as non-premium access minutes, will continue to be billed at non-premium transitional rates. Non-premium transitional rates will apply as follows depending on the type of service.
  - (i) For FGA and FGB services, the number of non-premium access minutes to be billed at transitional rates is derived by subtracting the number of premium rated access minutes from the total number of access minutes.
  - (ii) Premium access minutes will be determined as set forth in (b) following.
- (b) The number of access minutes to be rated as premium access minutes is determined as follows:
  - (i) Where end office specific usage data is available, premium rates apply to the measured access minutes originating from or terminating at the equal access end office(s).
  - (ii) Where end office specific usage data is not available for originating and/or terminating FGA, the total originating and/or terminating usage will be measured or assumed usage at the entry switch as set forth in 6.7.7 following. FGA originating and/or terminating usage will

(TR110)

## ACCESS SERVICE

6. Switched Access Service (Cont'd)6.7 Rate Regulations (Cont'd)6.7.1 Description and Application of Rates and Charges (Cont'd)(D) Application of Rates (Cont'd)

## (3) (Cont'd)

## (b) (Cont'd)

- (ii) then be apportioned between premium and non-premium access minutes in the following manner. For originating usage, develop the ratio of the number of subscriber lines in the local calling area of the entry switch that are served by equal access end offices to the total number of subscriber lines in that local calling area. For terminating usage, develop the ratio of the number of subscriber lines in the valid calling area of the entry switch that are served by the equal access end offices to the total number of subscriber lines in that valid calling area. Then apply these ratios to the total number of subscriber lines in that valid calling area. Then apply these ratios to the total number of originating and/or terminating FGA access minutes respectively to determine the usage to be billed at premium rates, unless adjusted as set forth in (iv) following. The local calling area of the entry switch is as defined in the Telephone Company's local and/or general exchange service tariff. The valid calling area of the entry switch is as defined in the Telephone Company's interstate access service tariff. For purposes of administering this regulation, subscriber lines are defined as exchange service lines, Centrex lines and Centrex-type lines provided by the Telephone Company under its local and/or general exchange service tariff.

(TR110)



## ACCESS SERVICE

6. Switched Access Service (Cont'd)6.7 Rate Regulations (Cont'd)6.7.1 Description and Application of Rates and Charges (Cont'd)(D) Application of Rates (Cont'd)

(3) (Cont'd)

(b) (Cont'd)

(iii) Where end office specific usage data is not available for originating and/or terminating FGB, the total originating and/or terminating usage will be measured or assumed usage at the entry switch (i.e. access tandem) as set forth in 6.7.7 following. FGB originating and/or terminating usage will then be apportioned between premium and non-premium access minutes in the following manner. First, develop the ratio of the number of subscriber lines provided to end offices subtending the access tandem that are serviced by equal access end offices to the total number of subscriber lines in all end offices subtending the access tandem. Then apply this ratio to the total number of originating and/or terminating FGB access minutes to determine the usage to be billed at premium rates, unless adjusted as set forth in (iv) following. For purposes of administering this regulation, subscriber lines are defined as exchange service lines, Centrex lines and Centrex-type lines provided by the Telephone Company under its local and/or general exchange service tariff.

The ratio used to calculate the premium usage as set forth in (ii) and (iii) preceding will be determined on a quarterly basis and provided to the customer with the last bill rendered for

(TR110)

## ACCESS SERVICE

6. Switched Access Service (Cont'd)6.7 Rate Regulations (Cont'd)6.7.1 Description and Application of Rates and Charges (Cont'd)(D) Application of Rates (Cont'd)

(3) (Cont'd)

(b) (Cont'd)

(iii) (Cont'd)

the preceding quarter or mailed separately within five working days after the first day of the new quarter. A quarter is defined for these purposes as beginning on the first day of January, April, July or October.

(iv) Where FGD Switched Access Service is provided to a customer in an end office(s) where that customer's premium access minutes have been determined in accordance with (ii) and (iii) preceding, such premium access minutes will be adjusted in the following manner. For each FGD access minute originating and/or terminating from that end office, the premium access minutes as set forth in (ii) and (iii) preceding will be reduced on a one for one basis, but in no event shall the reduction exceed the total number of premium access minutes as set forth in (ii) and (iii) from that end office. The customer will be billed for the revised number of premium access minutes.

(c) Where originating and/or terminating measurement capability does not exist for Feature Group A or Feature Group B Switched Access Services provided to an entry switch, the number of access minutes that will be assumed are as set forth in Section 6.7.7 following.

(TR110)

## ACCESS SERVICE

6. Switched Access Service (Cont'd)6.7 Rate Regulations (Cont'd)6.7.1 Description and Application of Rates and Charges (Cont'd)(D) Application of Rates (Cont'd)

## (3) (Cont'd)

## (c) (Cont'd)

The Telephone Company will provide written notification to all access customers of record within a particular LATA that an end office in that LATA is scheduled to be converted to an equal access end office. This notification will be sent, via certified U.S. Mail, to each customer of record in the LATA where the conversion is scheduled to occur, at least six months in advance of the conversion date.

The customer will have the choice of converting existing services to equal access (i.e., Feature Group D) or retaining the existing services. The conversion of existing services will be at no charge provided the order to convert such services to Feature Group D is received as set forth in 6.7.5 following. Premium rates will apply to the total access minutes beginning on the actual conversion date, whether the customer chooses to convert to FGD or retain existing services.

(TR110)

## ACCESS SERVICE

6. Switched Access Service (Cont'd)6.7 Rate Regulations (Cont'd)6.7.1 Description and Application of Rates and Charges (Cont'd)(D) Application of Rates (Cont'd)(4) Common Channel Signaling/Signaling System 7 (CCS/SS7)  
Network Connection

The CCS/SS7 Network Connection is comprised of a Signaling Mileage Facility charge, a Signaling Mileage Termination charge, a Signaling Entrance Facility charge, and a Signaling Transfer Point (STP) Port charge.

The Signaling Mileage Facility charge is assessed on a per facility per mile basis. The Signaling Mileage Termination charge is assessed on a per termination basis (i.e., at each end of the Signaling Mileage Facility). When the Signaling Mileage Facility mileage measurement is zero, Signaling Mileage Termination charges do not apply.

The Signaling Entrance Facility charge is assessed on a per facility basis for the connection between the customer's designated premises (Signaling Point of Interface) and the serving wire center of that premises. This charge will apply even if the customer designated premises and the serving wire center are co-located in a Telephone Company building.

The STP Port charge is assessed on a per port basis for each termination of a Signaling Network Access Link at an STP.

(TR110)

ACCESS SERVICE

6. Switched Access Service (Cont'd)

6.7 Rate Regulations (Cont'd)

6.7.1 Description and Application of Rates and Charges (Cont'd)

(D) Application of Rates (Cont'd)

(5) CIC and OZZ Signaling Information (COSI)

The rates applicable to CIC and OZZ Signaling Information are nonrecurring charges based on the signaling method selected (MF or CCS/SS7). The rates are applied only to the customer of record's initial order for COSI.

(TR110)

## ACCESS SERVICE

6. Switched Access Service (Cont'd)6.7 Rate Regulations (Cont'd)6.7.5 Change of Feature Group Type

Changes from one type of Feature group to another will be treated as a discontinuance of one type of service and a start of another. Nonrecurring charges will apply, with one exception. When a customer upgrades a Feature Group A or B service to a Feature Group D service and when Feature Group C is upgraded to Feature Group D coincident with the availability of Feature Group D in an end office, the nonrecurring charges will not apply and minimum period obligations will not change, i.e., the time elapsed in the existing minimum period obligations will be credited to the minimum period obligations for Feature Group D service, subject to the following limitations. In order to avoid the imposition of nonrecurring charges a customer which is a participant in the presubscription allocation process (i.e., is on the presubscription ballot) must (1) submit its order to disconnect Feature Group A and/or B within 30 days after the date the results of the final allocation of customers in an end office are actually received by the customer, and (2) make the effective date for disconnection of the Feature Group A and/or B Access Services no later than 60 days after the final allocation results are received by the customer. A customer which is not a participant in the allocation process (i.e., is not on the presubscription ballot) is subject to the same rules preceding. The time frames for the nonparticipating customer(s) are the same as those which apply to the last customer to receive the results of the final allocation of customers in an end office who is a participant in the allocation process. For all other changes from one type of Feature Group to another, new minimum period obligations will be established.

6.7.6 Moves

A move involves a change in the physical location of one of the following:

- The point of termination at the customer's premises
- The customer's premises

(TR110)

## ACCESS SERVICE

6. Switched Access Service (Cont'd)6.7 Rate Regulations (Cont'd)6.7.6 Moves (Cont'd)

The charges for the move are dependent on whether the move is to a new location within the same building or to a different building.

(A) Moves Within the Same Building

When the move is to a new location within the same building, the charge for the move will be an amount equal to one half of the nonrecurring charge for the capacity affected. There will be no change in the minimum period requirements.

(B) Moves to a Different Building

Moves to a different building will be treated as a discontinuance and start of service and all associated nonrecurring charges will apply. New minimum period requirements will be established for the new service. The customer will also remain responsible for satisfying all outstanding minimum period charges for the discontinued service.

6.7.7 Measuring Access Minutes

Customer traffic to end offices will be measured (i.e., recorded or assumed) by the Telephone Company at end office switches or access tandem switches. Originating and terminating calls will be measured (i.e., recorded or assumed) by the Telephone Company to determine the basis for computing chargeable access minutes. If customer message detail is not available because the Telephone Company lost or damaged tapes or incurred recording system outages, the Telephone Company will estimate the volume of lost customer messages and associated revenue based on previously known values.

(TR110)

## ACCESS SERVICE

6. Switched Access Service (Cont'd)6.7 Rate Regulations (Cont'd)6.7.7 Measuring Access Minutes (Cont'd)

For terminating calls over FGA and FGB, FGC to 8XX and FGD and for originating calls over FGA (when the off-hook supervisory signal is provided by the customer's equipment before the called party answers), and FGB and FGD, the measured minutes are the chargeable access minutes. For originating calls over FGA (when the off-hook supervisory signal is forwarded by the customer's equipment when the called party answers), and FGC, chargeable originating access minutes are derived from recorded minutes in the following manner:

(TR110)



## ACCESS SERVICE

6. Switched Access Service (Cont'd)6.7 Rate Regulations (Cont'd)6.7.7 Measuring Access Minutes (Cont'd)

- Step 1: Obtain recorded originating minutes and messages, measured as set forth in (C) following for FGA, when the off-hook supervisory signal is forwarded by the customer's equipment when the called party answers and for FGC as set forth in (E) following from the appropriate recording data.
- Step 2: Obtain the total attempts by dividing the originating measured messages by the completion ratio. Completion ratios (CR) are obtained separately for the major call categories such as DDD, operator, 500, 700, 8XX, 900, directory assistance and international from a sample study which analyzes the ultimate completion status of the total attempts which receive acknowledgement from the customer. That is, Measured Messages divided by Completion Ratio equals Total Attempts.
- Step 3: Obtain the total non-conversation time additive (NCTA) by multiplying the total attempts (obtained in Step 2) by the NCTA per attempt ratio. The NCTA per attempt ratio is obtained from the sample study identified in Step 2 by measuring the non-conversation time associated with both completed and incompletd attempts. The total NCTA is the time on a completed attempt from customer acknowledgement of receipt of call to called party answer (set up and ringing) plus the time on an incompletd attempt from customer acknowledgment of call until the access tandem or end office receives a disconnect signal (ring - no answer, busy or network blockage). That is, Total Attempts times Non-Conversation Time per Attempt Ratio equals Total NCTA.
- Step 4: Obtain total chargeable originating access minutes by adding the total NCTA (obtained in Step 3) to the recorded originating measured minutes (obtained in Step 1). That is, Measured Minutes plus NCTA equals Chargeable Originating Access Minutes.

(TR110)

## ACCESS SERVICE

6. Switched Access Service (Cont'd)6.7 Rate Regulations (Cont'd)6.7.7 Measuring Access Minutes (Cont'd)

Following is an example which illustrates how the chargeable originating access minutes are derived from the measured originating minutes using this formula.

Where: Measured Minutes (M. Min.) = 7,000  
Measured Messages (M. Mes.) = 1,000  
Completion Ratio (CR) = 75  
NCTA per Attempt = .4

$$(1) \text{ Total Attempts} = \frac{1,000(\text{M. Mes})}{.75(\text{CR})} = 1,333.33$$

$$(2) \text{ Total NCTA} = .4 (\text{NCTA per Attempt}) \times 1,333.33 = 533.33$$

$$(3) \text{ Total Chargeable Originating Access Minutes} = 7,000 (\text{M. Min}) + 533.33(\text{NCTA}) = 7,533.33$$

When assumed minutes are used, the assumed minutes are the chargeable access minutes.

FGA access minutes or fractions thereof, the exact value of the fraction being a function of the switch technology where the measurement is made, are accumulated over the billing period for each line or hunt group, and are then rounded up to the nearest access minute for each line or hunt group. FGB, FGC and FGD access minutes or fractions thereof, the exact value of the fraction being a function of the switch technology where the measurement is made, are accumulated over the billing period for each end office, and are then rounded up to the nearest access minute for each end office.

Assumed minutes are used for FGA services which originate or terminate in end offices not equipped with measurement capabilities.

The assumed average access minutes used for services originating or terminating in offices where measurement capability does not exist are set forth in (A) following for Feature Group A Services, and in (B) following for Feature Group B Services.

(TR110)

## ACCESS SERVICE

6. Switched Access Service (Cont'd)6.7 Rate Regulations (Cont'd)6.7.7 Measuring Access Minutes (Cont'd)

- (A) Where originating and terminating measurement capability does not exist for Feature Group A provided to an entry switch, the number of access minutes will be assumed to be 4195 access minutes per line per month when the line is arranged for two way calling (1510 originating and 2685 terminating).

Where measurement capability exists for either originating or terminating usage, but not both, on a line arranged for two way calling, the number of access minutes per line per month will be an assumed 4195 or the measured usage, whichever is greater.

If the usage in the measured direction exceeds 4195 access minutes per line per month, it will be assumed that there is zero usage in the unmeasured direction. If the measured usage is less than 4195 access minutes per line per month, the usage in the unmeasured direction will be the assumed usage for that unmeasured direction except that the total of measured and assumed minutes not to exceed the total assumed usage of 4195 access minutes designated for two way calling. If the total exceeds 4195 access minutes the assumed minutes shall be reduced so that the total of measured and unmeasured minutes equals 4195 access minutes.

Additionally, when the line is arranged for one way calling and there is no measurement capability for that direction, 1510 access minutes per month will be assumed for originating calling only lines and 2685 access minutes per month will be assumed for terminating calling only lines.

Notwithstanding the preceding, when Feature Group A is used for the provision of WATS-type service where measurement capability exists at the WATS Serving Office but not at the Feature Group A entry switch, the measured WATType originating and/or terminating minutes of use shall be separately summed and compared to their respective total assumed originating and/or terminating minutes of use. The number of access minutes per line per month will be the assumed or the measured usage, whichever is greater.

(TR110)

## ACCESS SERVICE

6. Switched Access Service (Cont'd)6.7 Rate Regulations (Cont'd)6.7.7 Measuring Access Minutes (Cont'd)

- (B) Where originating and terminating measurement capability does not exist for Feature Group B provided to an entry switch, the number of access minutes will be assumed to be 8700 access minutes per line per month when the trunk is arranged for two way calling (3132 originating and 5568 terminating).

Where measurement capability exists for either originating or terminating usage, but not both, on a trunk arranged for two way calling, the number of access minutes per trunk per month will be an assumed 8700 or the measured usage, whichever is greater. If the usage in the measured direction exceeds 8700 access minutes per trunk per month, it will be assumed that there is zero usage in the unmeasured direction. If the measured usage is less than 8700 access minutes per trunk per month, the usage in the unmeasured direction will be assumed usage for that unmeasured direction except that the total of measured and assumed minutes not to exceed the total assumed usage of 8700 access minutes designated for two way calling. If the total exceeds 8700 access minutes the assumed minutes shall be reduced so that the total of measured and unmeasured minutes equals 8700 access minutes.

Additionally, when the trunk is arranged for one way calling and there is no measurement capability for that direction, 3132 access minutes per month will be assumed for originating calling only lines and 5568 access minutes per month will be assumed for terminating calling only lines.

Notwithstanding the preceding, when Feature Group B is used for the provision of WATS or WATS-type service where measurement capability exists at the WATS Serving Office but not at the Feature Group B entry switch, the measured WATS or WATS-type originating and/or terminating minutes of use shall be separately summed and compared to their respective total assumed originating and/or terminating minutes of use. The number of minutes per trunk per month will be the assumed or the measured usage, whichever is greater.

(TR110)

## ACCESS SERVICE

6. Switched Access Service (Cont'd)6.7 Rate Regulations (Cont'd)6.7.7 Measuring Access Minutes (Cont'd)(C) Feature Group A Usage Measurement

For originating calls over FGA, usage measurement begins when the originating FGA entry switch receives an off-hook supervisory signal forwarded from the customer's point of termination. This off-hook signal may be provided by the customer's equipment before the called party answers, or forwarded by the customer's equipment when the called party answers.

The measurement of originating call usage over FGA ends when the originating FGA entry switch receives an on-hook supervisory signal from either the originating end user's end office, indicating the originating end user has disconnected, or the customer's point of termination, whichever is recognized first by the entry switch.

For terminating calls over FGA, usage measurement begins when the terminating FGA entry switch receives an off-hook supervisory signal from the terminating end user's end office, indicating the terminating end user has answered. The measurement of terminating call usage over FGA ends when the terminating FGA entry switch receives an on-hook supervisory signal from either the terminating end user's end office, indicating the terminating end user has disconnected, or the customer's point of termination, whichever is recognized first by the entry switch.

(D) Feature Group B Usage Measurement

For originating calls over FGB, usage measurement begins when the originating FGB entry switch receives answer supervision forwarded from the customer's point of termination, indicating the customer's equipment has answered.

(TR110)

## ACCESS SERVICE

6. Switched Access Service (Cont'd)6.7 Rate Regulations (Cont'd)6.7.7 Measuring Access Minutes (Cont'd)(D) Feature Group B Usage Measurement (Cont'd)

The measurement of originating call usage over FGB ends when the originating FGB entry switch receives disconnect supervision from either the originating end user's end office, indicating the originating end user has disconnected, or the customer's point of termination, whichever is recognized first by the entry switch.

For terminating calls over FGB, usage measurement begins when the terminating FGB entry switch receives answer supervision from the terminating end user's end office, indicating the terminating end user has answered.

The measurement of terminating call usage over FGB ends when the terminating FGB entry switch receives disconnect supervision from either the terminating end user's end office, indicating the terminating end user has disconnected, or the customer's point of termination, whichever is recognized first by the entry switch.

(E) Feature Group C Usage Measurement

For originating calls over FGC provided with Multi-Frequency Signaling, usage measurement begins when the originating FGC entry switch receives answer supervision from the customer's point of termination, indicating the called party has answered.

For originating calls over FGC provided with Signaling System 7 (SS7) Signaling when the FGC end office is not routed through an access tandem for connection to the customer, usage measurement begins when the SS7 Initial Address Message is sent from the Service Switching Point (SSP) to the Service Transfer Point (STP).

For originating calls over FGC provided with Signaling System 7 (SS7) Signaling when the FGC end office is routed through a tandem for connection to the customer, usage measurement begins when the FGC end office receives the SS7 Exit Message from the tandem.

(TR110)

## ACCESS SERVICE

6. Switched Access Service (Cont'd)6.7 Rate Regulations (Cont'd)6.7.7 Measuring Access Minutes (Cont'd)(E) Feature Group C Usage Measurement (Cont'd)

The measurement of originating call usage over FGC provided with Multi-Frequency Signaling ends when the originating FGC entry switch receives disconnect supervision from either the originating end user's end office, indicating the originating end user has disconnected, or the customer's point of termination, whichever is recognized first by the entry switch.

The measurement of originating call usage over FGC provided with SS7 Signaling ends when the originating FGC end office receives an SS7 Release Message indicating either the originating or terminating end user has disconnected.

For terminating calls over FGC to services other than 500, 8XX or 900 Service or Directory Assistance, if terminating FGC usage is not directly measured at the terminating entry switch, then it is imputed from originating usage, excluding usage from calls to 500, 8XX or 900 Service or Directory Assistance Services.

For terminating calls over FGC with Multi-Frequency Signaling to 8XX Service, usage measurement begins when the terminating FGC entry switch receives answer supervision from the terminating end user's end office, indicating the terminating 8XX Service end user has answered.

The measurement of terminating call usage over FGC to 8XX Service ends when the terminating FGC entry switch receives an on-hook supervisory signal from the terminating end user's end office, indicating the terminating 8XX Service end user has disconnected, or from the customer's point of termination, whichever is recognized first by the entry switch.

For terminating calls over FGC with SS7 signaling, usage measurement begins when the terminating recording switch receives answer supervision from the terminating end user. The Telephone Company switch receives answer supervision and sends the indication to the customer in the form of an answer message. The measurement of terminating FGC call usage ends when the entry switch receives or sends Release Message, whichever occurs first.

(TR110)

## ACCESS SERVICE

6. Switched Access Service (Cont'd)6.7 Rate Regulations (Cont'd)6.7.7 Measuring Access Minutes (Cont'd)(F) Feature Group D Usage Measurement

For originating calls over FGD provided with Multi-Frequency Signaling, usage measurement begins when the originating FGD entry switch receives the first wink supervisory signal forwarded from the customer's point of termination.

For originating calls over FGD provided with Signaling System 7 (SS7) Signaling when the FGD end office is not routed through an access tandem for connection to the customer, usage measurement begins when the SS7 Initial Address Message is sent from the Service Switching Point (SSP) to the Service Transfer Point (STP).

For originating calls over FGD provided with Signaling System 7 (SS7) signaling when the FGD end office is routed through a tandem for connection to the customer, usage measurement begins when the FGD end office receives the SS7 Exit Message from the tandem.

The measurement of originating call usage over FGD provided with Multi-Frequency Signaling ends when the originating FGD entry switch receives disconnect supervision from either the originating end user's end office, indicating the originating end user has disconnected, or the customer's point of termination, whichever is recognized first by the entry switch.

The measurement of originating call usage over FGD provided with SS7 Signaling ends when the originating FGD end office receives an SS7 Release Message indicating either the originating or terminating end user has disconnected.

(TR110)



## ACCESS SERVICE

6. Switched Access Service (Cont'd)6.7 Rate Regulations (Cont'd)6.7.7 Measuring Access Minutes (Cont'd)(F) Feature Group D Usage Measurement (Cont'd)

For terminating calls over FGD provided with Multi-Frequency Signaling, the measurement of access minutes begins when the terminating FGD entry switch receives answer supervision from the terminating end user's end office, indicating the terminating end user has answered.

The measurement of terminating call usage over FGD ends when the terminating FGD entry switch receives disconnect supervision from either the terminating end user's end office, indicating the terminating end user has disconnected, or the customer's point of termination, whichever is recognized first by the entry switch.

For terminating calls over FGD with SS7 signaling, usage measurement begins when the terminating recording switch receives answer supervision from the terminating end user. The Telephone Company switch receives answer supervision and sends the indication to the customer in the form of an answer message. The measurement of terminating FGD call usage ends when the entry switch receives or sends a release message, whichever occurs first.

(TR110)

## ACCESS SERVICE

6. Switched Access Service (Cont'd)6.7 Rate Regulations (Cont'd)6.7.8 Network Blocking Charge for Feature Group D

The customer will be notified by the Telephone Company to increase its capacity (busy hour minutes of capacity or quantities of trunks) when excessive trunk group blocking occurs on groups carrying Feature Group D traffic and the measured access minutes for that hour exceed the capacity purchased. Excessive trunk group blocking occurs when the blocking thresholds stated below are exceeded. They are predicated on time consistent, hourly measurements over a 30 day period excluding Saturdays, Sundays and national holidays. If the order for additional capacity has not been received by the Telephone Company within 15 days of the notification, the Telephone Company will bill the customer, at the rate set forth in 6.8.1(C) following, for each overflow in excess of the blocking threshold when (1) the average "30 day period" overflow exceeds the threshold level for any particular hour and (2) the "30 day period" measured average originating or two-way usage for the same clock hour exceeds the capacity purchased.

Blocking Thresholds

<u>Trunks in Service</u>	<u>1%</u>	<u>1/2%</u>
1-2	.070	.045
3-4	.050	.035
5-6	.040	.025
7 or greater	.030	.020

The 1% blocking threshold is for transmission paths carrying traffic direct (without an alternate route) between an end office and a customer's premises. The ½% blocking threshold is for transmission paths carrying first routed traffic between an end office and a customer's premises via an access tandem.

(TR110)

## ACCESS SERVICE

6. Switched Access Service (Cont'd)6.7 Rate Regulations (Cont'd)6.7.9 Application of Rates for Extension Service

Feature Group A Switched Access Service is available with extensions, i.e., additional terminations of the service at different building(s) in the same or a different LATA. Feature Group A extensions within the LATA are provided and charged for under the Telephone Company's local and/or general exchange service tariffs. Feature Group A extensions in different LATAs are provided and charged for as Special Access Service. The rate elements which apply are: A Voice Grade Channel Termination, Channel Mileage, if applicable, and Signaling Capability (optional features and functions) if applicable. All appropriate monthly rates and nonrecurring charges set forth in 7.7 following will apply.

6.7.10 Message Unit Credit

Calls from end users to the seven digit local telephone numbers associated with Feature Group A Switched Access Service are subject to Telephone Company local and/or general exchange service tariff charges (including message unit and toll charges as applicable). The monthly bills rendered to customers for their Feature Group A Switched Access Service will include a credit to reflect any message unit charges collected from their end users under the Telephone Company's local and/or general exchange service tariffs. When the customer is provided FGA service where measurement capability does not exist, the credit will apply to access minutes not to exceed 1510 per line per month. No credit will apply for any terminating FGA access minutes. The message unit credit for originating access minutes will be based on the generally applicable message unit charges of the Telephone Company.

6.7.11 Local Information Delivery Services

Calls over Switched Access in the terminating direction to certain community information services will be rated under the applicable rates for Switched Access Service as set forth in 6.8 following. In addition, the charges per call as specified under the Telephone Company's local and/or general exchange service tariffs, e.g., 976 (DIAL-IT) Network Services, will also apply.

(TR110)

## ACCESS SERVICE

6. Switched Access Service (Cont'd)6.7 Rate Regulations (Cont'd)6.7.12 Mileage Measurement

The mileage to be used to determine the monthly rate for Local Transport is calculated on the airline distance between the end office switch, which may be a remote switching module, (where the call carried by Local Transport originates or terminates) and the customer's serving wire center. When Tandem-Switched Transport or Direct-Trunked Transport is ordered between the serving wire center and the end office, mileage is normally measured in one segment from the serving wire center to the end office. When Direct-Trunked Transport is ordered between a serving wire center and a tandem and Tandem-Switched Transport is ordered between the tandem and the end office, mileage is calculated separately for each segment. Exceptions to these methods are as set forth in (A) through (G) following. For SS7 signaling, the mileage to be used to determine the monthly rate for the Signaling Mileage Facility is calculated on the airline distance between the serving wire center associated with the customer's designated premises (Signaling Point of Interface) and the Telephone Company wire center providing the STP Port. Where applicable, the V&H coordinates method, is used to determine mileage. This method is set forth in the NATIONAL EXCHANGE CARRIER ASSOCIATION TARIFF F.C.C. NO. 4 for Wire Center Information (V&H coordinates).

Mileage rates are set forth in 6.8.1 following. To determine the rate to be billed, first compute the mileage using the V&H coordinates method. If the calculation results in a fraction of a mile, always round up to the next whole mile before determining the mileage and applying the rates. Then multiply the mileage by the appropriate rate.

Exceptions to the mileage measurement rules are as follows:

(TR110)

## ACCESS SERVICE

6. Switched Access Service (Cont'd)6.7 Rate Regulations (Cont'd)6.7.12 Mileage Measurement (Cont'd)

- (B) The Local Transport mileage for originating or terminating Feature Group A Switched Access Service will be measured in two segments. Direct-Trunked Transport Facility mileage will be measured between the customer's serving wire center and the first point of switching (i.e., the end office switch where the Feature Group A switching dial tone is provided). Tandem-Switched Transport Facility mileage will be measured between the first point of switching and the originating or terminating end office.
- (C) When the Alternate Traffic Routing optional feature is provided with Feature Groups C and D, the Local Transport access minutes will be apportioned between the two trunk groups used to provide this feature. Such apportionment will be made using: (1) actual minutes of use, if available, (2) standard Telephone Company traffic engineering methodology and will be based on the last trunk CCS desired for the high usage group, as described in 6.3.1(N) preceding, and the total busy hour minutes of capacity ordered to the end office, when the feature is provided at an end office switch, or to the subtending end offices when the feature is provided at an access tandem switch, or (3) until July 1, 1994, a temporary percent direct-routed (PDR) provided by the customer and mutually agreed to by the Telephone Company for end offices that lack capability to measure overflow. This apportionment will serve as the basis for Local Transport calculation.

(TR110)

## ACCESS SERVICE

6. Switched Access Service (Cont'd)6.7 Rate Regulations (Cont'd)6.7.12 Mileage Measurement (Cont'd)

- (D) When terminating Feature Group C Switched Access Service is provided from multiple customer designated premises to an end office not equipped with measurement capabilities, the total Local Transport access minutes for that end office will be apportioned among the trunk groups accessing the end office on the basis of the individual busy hour minutes of capacity ordered for each of those trunk groups. This apportionment will serve as the basis for Local Transport mileage calculation.
- (E) Mileage for FGA and FGB where originating and/or terminating measurement capability does not exist, will be calculated in the unmeasured direction(s) on an airline basis using the V&H coordinates method. This mileage measurement will be between the first point of switching (end office switch where the switching dial tone is provided) for FGA and the access tandem or end office (to wherever the FGB Service is ordered) for FGB, and the customer's serving wire center for the Switched Access Services.
- (F) The Local Transport mileage for Feature Groups B, C and D Switched Access Service provided to a remote office will be measured in multiple segments. When the facility is directly trunked to the host office, Direct-Trunked Facility mileage will be measured between the customer's serving wire center and the host office, and Tandem-Switched Facility mileage will be measured between the host office and the remote office. The Tandem Switching Charge will not apply.

When the facility is directly trunked to a tandem, Direct-Trunked Facility will be measured from the serving wire center to the tandem, Tandem-Switched Facility will be measured from the tandem to the host, and another segment of Tandem-Switched Facility will be measured from the host to the remote. A Tandem Switching Charge will be applicable at the tandem.

(TR110)

## ACCESS SERVICE

6. Switched Access Service (Cont'd)6.7 Rate Regulations (Cont'd)6.7.12 Mileage Measurement (Cont'd)

(F) (Cont'd)

When service to the remote is ordered as only Tandem-Switched Facility, mileage will be separately measured between the serving wire center and the host and between the host and the end office. The Tandem Switching Charge will be applicable at the tandem.

(G) When multiplexing is performed at Telephone Company hubs, mileage is computed and rates applied separately for each segment of the Local Transport Direct-Trunked Facility (i.e., customer serving wire center to hub, hub to hub, and/or hub to end office).

6.7.13 Mixed Use

Mixed use occurs when Switched Access Service and Special Access Service are provided over the same High Capacity or Synchronous Optical Channel facilities through a common interface. The regulations governing the provision of Mixed Use Facilities are set forth in 7.2.7 following.

(TR110)

## ACCESS SERVICE

6. Switched Access Service (Cont'd)6.7 Rate Regulations (Cont'd)6.7.14 Density Pricing Zones

A system of density pricing has been established wherein each serving wire center and each meet-point with another Telephone Company is assigned to a zone. Services designated as subject to competition may have rates and charges, as set forth in 6.8 following, that vary between zones for the same service.

Direct-Trunked Transport interoffice facilities (Direct-Trunked Transport Facility and Direct-Trunked Transport Termination) between serving wire centers, or between a serving wire center and a meet-point with another Telephone Company, in different density pricing zones shall be rated with the price from the highest priced zone associated with the specific circuit. For originating minutes, Tandem-Switched Transport (Tandem-Switched Transport Facility, Tandem-Switched Transport Termination, and Tandem Switching Charge) shall be rated with the price from the zone associated with the originating end user's serving wire center. For terminating minutes, Tandem-Switched Transport (Tandem-Switched Transport Facility, Tandem-Switched Transport Termination, and Tandem Switching Charge) shall be rated with the price from the zone associated with the terminating end user's serving wire center. Entrance Facility and other zoned switched access services are rated from the serving wire center to which they are connected.

Density pricing zones, applicable to serving wire centers, are identified in National Exchange Carrier Association, Inc. Tariff F.C.C. No. 4. Meet-points with another Telephone Company are assigned to density pricing zone 3.

(TR110)



## ACCESS SERVICE

6. Switched Access Service (Cont'd)6.8 Rates and Charges6.8.1 Local Transport(A) Rates(1) Residual Interconnection Charge (RIC)

	Premium Rate	NonPremium Rate
(a) <u>Residual Interconnection Charge</u>		
<u>Terminating Per Access Minute</u>		
ALLTEL Nebraska	\$0.00	\$0.00
Kentucky ALLTEL - Lexington	\$0.00	\$0.00
Kentucky ALLTEL - London	\$0.00	\$0.00
<u>Originating Per Access Minute</u>		
ALLTEL Nebraska	\$0.00	\$0.00
Kentucky ALLTEL - Lexington	\$0.00	\$0.00
Kentucky ALLTEL - London	\$0.00	\$0.00
(b) <u>Supplemental LEC Transport Charge</u>		
<u>Terminating Per Access Minute</u>		
ALLTEL Nebraska	\$0.00	\$0.00
Kentucky ALLTEL - Lexington	\$0.00	\$0.00
Kentucky ALLTEL - London	\$0.00	\$0.00
<u>Originating Per Access Minute</u>		
ALLTEL Nebraska	\$0.00	\$0.00
Kentucky ALLTEL - Lexington	\$0.00	\$0.00
Kentucky ALLTEL - London	\$0.00	\$0.00

(2) Access Tandem Direct Trunk Port

	USOC	Rate
Per Trunk Port		
- Voice Grade	ATDTPV	
ALLTEL Nebraska		\$ 1.80
Kentucky ALLTEL - Lexington		14.29
Kentucky ALLTEL - London		13.12
- High Capacity DS-1	ATDTPT	
ALLTEL Nebraska		\$ 42.05
Kentucky ALLTEL - Lexington		5.87
Kentucky ALLTEL - London		5.33

(TR110)

## ACCESS SERVICE

6. Switched Access Service (Cont'd)6.8 Rates and Charges (Cont'd)6.8.1 Local Transport (Cont'd)(A) Rates (Cont'd)(3) Density Pricing Zone 1

USOC

Rate(a) **Entrance Facility, Per Termination**Voice Grade 2-Wire

T6E2X

ALLTEL Nebraska	\$ 16.17
Kentucky ALLTEL - Lexington	28.42
Kentucky ALLTEL - London	33.52

Voice Grade 4-Wire

T6E4X

ALLTEL Nebraska	\$ 25.97
Kentucky ALLTEL - Lexington	42.61
Kentucky ALLTEL - London	47.99

High Capacity DS1

TMECS

ALLTEL Nebraska	\$ 89.50
Kentucky ALLTEL - Lexington	275.00
Kentucky ALLTEL - London	366.21

(b) **Direct-Trunked Transport**Facility Per Mile- Voice Grade

CMFV

ALLTEL Nebraska	\$ 1.15
Kentucky ALLTEL - Lexington	\$ 4.70
Kentucky ALLTEL - London	\$ 1.24

- High Capacity DS1

CMFT1

ALLTEL Nebraska	\$ 11.49
Kentucky ALLTEL - Lexington	\$ 10.91
Kentucky ALLTEL - London	\$ 15.15

Termination Per Termination- Voice Grade

CMTV

ALLTEL Nebraska	\$ 11.78
Kentucky ALLTEL - Lexington	-
Kentucky ALLTEL - London	\$ 22.00

- High Capacity DS1

CMTT1

ALLTEL Nebraska	\$ 133.00
Kentucky ALLTEL - Lexington	\$ 29.40
Kentucky ALLTEL - London	\$ 40.70

(TR110)

## ACCESS SERVICE

6. Switched Access Service (Cont'd)6.8 Rates and Charges (Cont'd)6.8.1 Local Transport (Cont'd)(A) Rates (Cont'd)

(3) <u>Density Pricing Zone 1</u> (Cont'd)	<u>USOC</u>	<u>Rate</u>	<u>Installation Charge</u>
--	-------------	-------------	----------------------------

(c) **Multiplexing Per Arrangement**- DS1 to Voice MQ1

ALLTEL Nebraska	\$ 377.90		
Kentucky ALLTEL - Lexington	\$ 147.18	\$ 800.00	
Kentucky ALLTEL - London	\$ 205.06	\$ 800.00	

(d) **Tandem-Switched Transport**Facility,  
Per Access Minute Per Mile

ALLTEL Nebraska	\$ 0.0000500
Kentucky ALLTEL - Lexington	\$ 0.0000142
Kentucky ALLTEL - London	\$ 0.0000921

Termination,  
Per Access Minute Per Facility Segment

ALLTEL Nebraska	\$ 0.0012300
Kentucky ALLTEL - Lexington	\$ 0.0000479
Kentucky ALLTEL - London	\$ 0.0002765

Tandem Switching,  
Per Access Minute Per Tandem

ALLTEL Nebraska	\$ 0.000586
Kentucky ALLTEL - Lexington	\$ 0.000423
Kentucky ALLTEL - London	\$ 0.000000

Tandem Switch Multiplexing  
Per Access Minute Per Multiplexer

ALLTEL Nebraska	\$ 0.0000320
Kentucky ALLTEL - Lexington	\$ 0.0000303
Kentucky ALLTEL - London	\$ 0.0000565

(TR110)

## ACCESS SERVICE

6. Switched Access Service (Cont'd)6.8 Rates and Charges (Cont'd)6.8.1 Local Transport (Cont'd)(A) Rates (Cont'd)(3) Density Pricing Zone 1 (Cont'd)

	<u>USOC</u>	<u>Nonrecurring Charge</u>
(e) <b>Installation, Per Line or Trunk</b>		
- <u>Voice Grade</u>	T6E4X	
ALLTEL Nebraska		\$ 213.29
Kentucky ALLTEL - Lexington		\$ 200.00
Kentucky ALLTEL - London		\$ 200.00
- <u>High Capacity DS1</u>	TMECS	
ALLTEL Nebraska		\$ 474.00
Kentucky ALLTEL - Lexington		\$ 450.00
Kentucky ALLTEL - London		\$ 450.00
(d) <b>Inside Move, Per Line or Trunk</b>		
- <u>Voice Grade</u>	T6E4X	
ALLTEL Nebraska		\$ 106.65
Kentucky ALLTEL - Lexington		-
Kentucky ALLTEL - London		-
- <u>High Capacity DS1</u>	TMECS	
ALLTEL Nebraska		\$ 237.00
Kentucky ALLTEL - Lexington		-
Kentucky ALLTEL - London		-

(TR110)

## ACCESS SERVICE

6. Switched Access Service (Cont'd)6.8 Rates and Charges (Cont'd)6.8.1 Local Transport (Cont'd)(A) Rates (Cont'd)(4) Density Pricing Zone 2

USOC

Rate(a) **Entrance Facility, Per Termination**Voice Grade 2-Wire

T6E2X

ALLTEL Nebraska	\$ 16.17
Kentucky ALLTEL - Lexington	\$ 28.42
Kentucky ALLTEL - London	\$ 33.52

Voice Grade 4-Wire

T6E4X

ALLTEL Nebraska	\$ 25.97
Kentucky ALLTEL - Lexington	\$ 42.61
Kentucky ALLTEL - London	\$ 47.99

High Capacity DS1

TMECS

ALLTEL Nebraska	\$ 94.77
Kentucky ALLTEL - Lexington	\$ 275.00
Kentucky ALLTEL - London	\$ 366.21

(b) **Direct-Trunked Transport**Facility Per Mile- Voice Grade

CMFV

ALLTEL Nebraska	\$ 1.15
Kentucky ALLTEL - Lexington	\$ 4.70
Kentucky ALLTEL - London	\$ 1.24

- High Capacity DS1

CMFT1

ALLTEL Nebraska	\$ 11.49
Kentucky ALLTEL - Lexington	\$ 10.91
Kentucky ALLTEL - London	\$ 15.15

Termination Per Termination- Voice Grade

CMTV

ALLTEL Nebraska	\$ 11.78
Kentucky ALLTEL - Lexington	-
Kentucky ALLTEL - London	\$ 22.00

- High Capacity DS1

CMTT1

ALLTEL Nebraska	\$ 133.00
Kentucky ALLTEL - Lexington	\$ 29.40
Kentucky ALLTEL - London	\$ 40.70

(TR110)

## ACCESS SERVICE

6. Switched Access Service (Cont'd)6.8 Rates and Charges (Cont'd)6.8.1 Local Transport (Cont'd)(A) Rates (Cont'd)

(3) <u>Density Pricing Zone 2</u> (Cont'd)	<u>USOC</u>	<u>Rate</u>	<u>Installation Charge</u>
--	-------------	-------------	----------------------------

(c) **Multiplexing Per Arrangement**- DS1 to Voice MQ1

ALLTEL Nebraska		\$ 377.90	
Kentucky ALLTEL - Lexington		\$ 147.18	\$ 800.00
Kentucky ALLTEL - London		\$ 205.06	\$ 800.00

(d) **Tandem-Switched Transport**Facility,  
Per Access Minute Per Mile

ALLTEL Nebraska	\$ 0.0000600
Kentucky ALLTEL - Lexington	\$ 0.0000142
Kentucky ALLTEL - London	\$ 0.0000921

Termination,  
Per Access Minute Per Facility Segment

ALLTEL Nebraska	\$ 0.0015280
Kentucky ALLTEL - Lexington	\$ 0.0000479
Kentucky ALLTEL - London	\$ 0.0002765

Tandem Switching,  
Per Access Minute Per Tandem

ALLTEL Nebraska	\$ 0.000586
Kentucky ALLTEL - Lexington	\$ 0.000423
Kentucky ALLTEL - London	\$ 0.000000

Tandem Switch Multiplexing  
Per Access Minute Per Multiplexer

ALLTEL Nebraska	\$ 0.0000390
Kentucky ALLTEL - Lexington	\$ 0.0000303
Kentucky ALLTEL - London	\$ 0.0000565

(TR110)

## ACCESS SERVICE

6. Switched Access Service (Cont'd)6.8 Rates and Charges (Cont'd)6.8.1 Local Transport (Cont'd)(A) Rates (Cont'd)(3) Density Pricing Zone 2 (Cont'd)

	<u>USOC</u>	<u>Nonrecurring Charge</u>
(e) <b>Installation, Per Line or Trunk</b>		
- <u>Voice Grade</u>	T6E4X	
ALLTEL Nebraska		\$ 213.29
Kentucky ALLTEL - Lexington		\$ 200.00
Kentucky ALLTEL - London		\$ 200.00
- <u>High Capacity DS1</u>	TMECS	
ALLTEL Nebraska		\$ 474.00
Kentucky ALLTEL - Lexington		\$ 450.00
Kentucky ALLTEL - London		\$ 450.00
(d) <b>Inside Move, Per Line or Trunk</b>		
- <u>Voice Grade</u>	T6E4X	
ALLTEL Nebraska		\$ 106.65
Kentucky ALLTEL - Lexington		-
Kentucky ALLTEL - London		-
- <u>High Capacity DS1</u>	TMECS	
ALLTEL Nebraska		\$ 237.00
Kentucky ALLTEL - Lexington		-
Kentucky ALLTEL - London		-

(TR110)

## ACCESS SERVICE

6. Switched Access Service (Cont'd)6.8 Rates and Charges (Cont'd)6.8.1 Local Transport (Cont'd)(A) Rates (Cont'd)(5) Density Pricing Zone 3USOCRate(a) **Entrance Facility, Per Termination**Voice Grade 2-Wire

T6E2X

ALLTEL Nebraska	\$ 16.17
Kentucky ALLTEL - Lexington	\$ 28.42
Kentucky ALLTEL - London	\$ 33.52

Voice Grade 4-Wire

T6E4X

ALLTEL Nebraska	\$ 25.97
Kentucky ALLTEL - Lexington	\$ 42.61
Kentucky ALLTEL - London	\$ 47.99

High Capacity DS1

TMECS

ALLTEL Nebraska	\$ 119.23
Kentucky ALLTEL - Lexington	\$ 275.00
Kentucky ALLTEL - London	\$ 366.21

(b) **Direct-Trunked Transport**Facility Per Mile- Voice Grade

CMFV

ALLTEL Nebraska	\$ 1.15
Kentucky ALLTEL - Lexington	\$ 4.70
Kentucky ALLTEL - London	\$ 1.24

- High Capacity DS1

CMFT1

ALLTEL Nebraska	\$ 12.38
Kentucky ALLTEL - Lexington	\$ 10.91
Kentucky ALLTEL - London	\$ 15.15

Termination Per Termination- Voice Grade

CMTV

ALLTEL Nebraska	\$ 11.78
Kentucky ALLTEL - Lexington	-
Kentucky ALLTEL - London	\$ 22.00

- High Capacity DS1

CMTT1

ALLTEL Nebraska	\$ 168.54
Kentucky ALLTEL - Lexington	\$ 29.40
Kentucky ALLTEL - London	\$ 40.70

(TR110)



## ACCESS SERVICE

6. Switched Access Service (Cont'd)6.8 Rates and Charges (Cont'd)6.8.1 Local Transport (Cont'd)(A) Rates (Cont'd)

(3) <u>Density Pricing Zone 3</u> (Cont'd)	<u>USOC</u>	<u>Rate</u>	<u>Installation Charge</u>
--	-------------	-------------	----------------------------

(c) **Multiplexing Per Arrangement**

- <u>DS1 to Voice</u>	MQ1		
-----------------------	-----	--	--

ALLTEL Nebraska		\$ 377.90	
Kentucky ALLTEL - Lexington		\$ 147.18	\$ 800.00
Kentucky ALLTEL - London		\$ 205.06	\$ 800.00

(d) **Tandem-Switched Transport**

Facility,  
Per Access Minute Per Mile

ALLTEL Nebraska	\$ 0.0001150
Kentucky ALLTEL - Lexington	\$ 0.0000142
Kentucky ALLTEL - London	\$ 0.0000921

Termination,  
Per Access Minute Per Facility Segment

ALLTEL Nebraska	\$ 0.0020750
Kentucky ALLTEL - Lexington	\$ 0.0000479
Kentucky ALLTEL - London	\$ 0.0002765

Tandem Switching,  
Per Access Minute Per Tandem

ALLTEL Nebraska	\$ 0.000586
Kentucky ALLTEL - Lexington	\$ 0.000423
Kentucky ALLTEL - London	\$ 0.000000

Tandem Switch Multiplexing  
Per Access Minute Per Multiplexer

ALLTEL Nebraska	\$ 0.0000400
Kentucky ALLTEL - Lexington	\$ 0.0000303
Kentucky ALLTEL - London	\$ 0.0000565

(TR110)

## ACCESS SERVICE

6. Switched Access Service (Cont'd)6.8 Rates and Charges (Cont'd)6.8.1 Local Transport (Cont'd)(A) Rates (Cont'd)(3) Density Pricing Zone 3 (Cont'd)

	<u>USOC</u>	<u>Nonrecurring Charge</u>
(e) <b>Installation, Per Line or Trunk</b>		
- <u>Voice Grade</u>	T6E4X	
ALLTEL Nebraska		\$ 213.29
Kentucky ALLTEL - Lexington		\$ 200.00
Kentucky ALLTEL - London		\$ 200.00
- <u>High Capacity DS1</u>	TMECS	
ALLTEL Nebraska		\$ 474.00
Kentucky ALLTEL - Lexington		\$ 450.00
Kentucky ALLTEL - London		\$ 450.00
(d) <b>Inside Move, Per Line or Trunk</b>		
- <u>Voice Grade</u>	T6E4X	
ALLTEL Nebraska		\$ 106.65
Kentucky ALLTEL - Lexington		-
Kentucky ALLTEL - London		-
- <u>High Capacity DS1</u>	TMECS	
ALLTEL Nebraska		\$ 237.00
Kentucky ALLTEL - Lexington		-
Kentucky ALLTEL - London		-

(TR110)

## ACCESS SERVICE

6. Switched Access Service (Cont'd)6.8 Rates and Charges (Cont'd)6.8.1 Local Transport (Cont'd)(B) High Capacity DS3(1) Density Pricing Zone 1

	<u>USOC</u>	<u>Rate</u>
(a) <b>Entrance Facility</b> , Per Termination		
- <u>Electrical Interface</u>	EF2XX	
ALLTEL Nebraska		\$ 1,237.50
Kentucky ALLTEL - Lexington		1,200.00
Kentucky ALLTEL - London		3,883.24
- <u>Optical Interface</u>	EF20X	
ALLTEL Nebraska		\$ 1,270.30
Kentucky ALLTEL - Lexington		885.00
Kentucky ALLTEL - London		3,883.24
(b) <b>Direct-Trunked Transport</b>		
- <u>Facility</u> , Per Mile	CMFT3	
ALLTEL Nebraska		\$ 114.94
Kentucky ALLTEL - Lexington		35.61
Kentucky ALLTEL - London		86.00
- <u>Termination</u> , Per Termination	CMTT3	
ALLTEL Nebraska		\$ 510.00
Kentucky ALLTEL - Lexington		356.10
Kentucky ALLTEL - London		670.00
(c) <b>Multiplexing DS3 to DS1</b> ,	<u>Monthly</u>	<u>Installation</u>
Per Arrangement	<u>Rate</u>	<u>Rate</u>
	MKW3X	
ALLTEL Nebraska	\$ 279.89	
Kentucky ALLTEL - Lexington	356.15	\$ 450.00
Kentucky ALLTEL - London	500.00	450.00

(TR110)

## ACCESS SERVICE

6. Switched Access Service (Cont'd)6.8 Rates and Charges (Cont'd)6.8.1 Local Transport (Cont'd)(B) High Capacity DS3(1) Density Pricing Zone 1 (Cont'd)

<u>USOC</u>	<u>Nonrecurring Charge</u>
-------------	----------------------------

(d) **Installation**, Per Line or Trunk- Electrical Interface

EF2XX

ALLTEL Nebraska	\$ 430.00
Kentucky ALLTEL - Lexington	1,000.00
Kentucky ALLTEL - London	1,000.00

- Optical Interface

EF20X

ALLTEL Nebraska	\$ 430.00
Kentucky ALLTEL - Lexington	750.00
Kentucky ALLTEL - London	1,000.00

(e) **Inside Move**, Per Line or Trunk- Electrical Interface

EF2XX

ALLTEL Nebraska	\$ 215.00
Kentucky ALLTEL - Lexington	-
Kentucky ALLTEL - London	-

- Optical Interface

EF20X

ALLTEL Nebraska	\$ 215.00
Kentucky ALLTEL - Lexington	-
Kentucky ALLTEL - London	-

(TR110)

## ACCESS SERVICE

6. Switched Access Service (Cont'd)6.8 Rates and Charges (Cont'd)6.8.1 Local Transport (Cont'd)(B) High Capacity DS3 (Cont'd)(2) Density Pricing Zone 2

	<u>USOC</u>	<u>Rate</u>
(a) <b>Entrance Facility</b> , Per Termination		
- <u>Electrical Interface</u>	EF2XX	
ALLTEL Nebraska		\$ 1,251.22
Kentucky ALLTEL - Lexington		1,200.00
Kentucky ALLTEL - London		3,883.24
- <u>Optical Interface</u>	EF20X	
ALLTEL Nebraska		\$ 1,284.38
Kentucky ALLTEL - Lexington		885.00
Kentucky ALLTEL - London		3,883.24
(b) <b>Direct-Trunked Transport</b>		
- <u>Facility</u> , Per Mile	CMFT3	
ALLTEL Nebraska		\$ 114.94
Kentucky ALLTEL - Lexington		35.61
Kentucky ALLTEL - London		86.00
- <u>Termination</u> , Per Termination	CMTT3	
ALLTEL Nebraska		\$ 510.00
Kentucky ALLTEL - Lexington		356.10
Kentucky ALLTEL - London		670.00
(c) <b>Multiplexing DS3 to DS1</b> ,		
Per Arrangement	MKW3X	
ALLTEL Nebraska		\$ 279.89
Kentucky ALLTEL - Lexington		356.15
Kentucky ALLTEL - London		500.00
		\$ 450.00
		450.00

(TR110)

## ACCESS SERVICE

6. Switched Access Service (Cont'd)6.8 Rates and Charges (Cont'd)6.8.1 Local Transport (Cont'd)(B) High Capacity DS3(1) Density Pricing Zone 2 (Cont'd)

	<u>USOC</u>	<u>Nonrecurring Charge</u>
(d) <b>Installation</b> , Per Line or Trunk		
- <u>Electrical Interface</u>	EF2XX	
ALLTEL Nebraska		\$ 430.00
Kentucky ALLTEL - Lexington		1,000.00
Kentucky ALLTEL - London		1,000.00
- <u>Optical Interface</u>	EF20X	
ALLTEL Nebraska		\$ 430.00
Kentucky ALLTEL - Lexington		750.00
Kentucky ALLTEL - London		1,000.00
(e) <b>Inside Move</b> , Per Line or Trunk		
- <u>Electrical Interface</u>	EF2XX	
ALLTEL Nebraska		\$ 215.00
Kentucky ALLTEL - Lexington		-
Kentucky ALLTEL - London		-
- <u>Optical Interface</u>	EF20X	
ALLTEL Nebraska		\$ 215.00
Kentucky ALLTEL - Lexington		-
Kentucky ALLTEL - London		-

(TR110)

## ACCESS SERVICE

6. Switched Access Service (Cont'd)6.8 Rates and Charges (Cont'd)6.8.1 Local Transport (Cont'd)(B) High Capacity DS3 (Cont'd)(3) Density Pricing Zone 3

	<u>USOC</u>	<u>Rate</u>
(a) <b>Entrance Facility</b> , Per Termination		
- <u>Electrical Interface</u>	EF2XX	
ALLTEL Nebraska		\$ 1,574.32
Kentucky ALLTEL - Lexington		1,200.00
Kentucky ALLTEL - London		3,883.24
- <u>Optical Interface</u>	EF20X	
ALLTEL Nebraska		\$ 1,616.06
Kentucky ALLTEL - Lexington		885.00
Kentucky ALLTEL - London		3,883.24
(b) <b>Direct-Trunked Transport</b>		
- <u>Facility</u> , Per Mile	CMFT3	
ALLTEL Nebraska		\$ 129.44
Kentucky ALLTEL - Lexington		35.61
Kentucky ALLTEL - London		86.00
- <u>Termination</u> , Per Termination	CMTT3	
ALLTEL Nebraska		\$ 646.28
Kentucky ALLTEL - Lexington		356.10
Kentucky ALLTEL - London		670.00
(c) <b>Multiplexing DS3 to DS1</b> ,		
Per Arrangement	MKW3X	
ALLTEL Nebraska		\$ 279.89
Kentucky ALLTEL - Lexington		356.15
Kentucky ALLTEL - London		500.00
		\$ 450.00
		450.00

(TR110)

## ACCESS SERVICE

6. Switched Access Service (Cont'd)6.8 Rates and Charges (Cont'd)6.8.1 Local Transport (Cont'd)(B) High Capacity DS3(1) Density Pricing Zone 3 (Cont'd)

	<u>USOC</u>	<u>Nonrecurring Charge</u>
(d) <b>Installation, Per Line or Trunk</b>		
- <u>Electrical Interface</u>	EF2XX	
ALLTEL Nebraska		\$ 430.00
Kentucky ALLTEL - Lexington		1,000.00
Kentucky ALLTEL - London		1,000.00
- <u>Optical Interface</u>	EF20X	
ALLTEL Nebraska		\$ 430.00
Kentucky ALLTEL - Lexington		750.00
Kentucky ALLTEL - London		1,000.00
(e) <b>Inside Move, Per Line or Trunk</b>		
- <u>Electrical Interface</u>	EF2XX	
ALLTEL Nebraska		\$ 215.00
Kentucky ALLTEL - Lexington		-
Kentucky ALLTEL - London		-
- <u>Optical Interface</u>	EF20X	
ALLTEL Nebraska		\$ 215.00
Kentucky ALLTEL - Lexington		-
Kentucky ALLTEL - London		-

(TR110)



## ACCESS SERVICE

6. Switched Access Service (Cont'd)6.8 Rates and Charges6.8.1 Local Transport(C) Common Channel Signaling Network Connection(1) Signaling Network Access Link

	<u>USOC</u>	<u>Monthly Rate</u>	<u>Nonrecurring Charge</u>
- <u>Signaling Mileage Facility,</u> per mile	CMF		
ALLTEL Nebraska		\$ 1.70	
Kentucky ALLTEL - Lexington		\$ 2.20	
Kentucky ALLTEL - London		\$ 2.20	
- <u>Signaling Mileage Termination</u> per termination	CMT		
ALLTEL Nebraska		\$ 13.00	
Kentucky ALLTEL - Lexington		\$ 71.51	
Kentucky ALLTEL - London		\$ 71.51	
- <u>Signaling Entrance Facility</u> per STP Facility	CCA		
ALLTEL Nebraska		\$ 56.50	\$ 234.50
Kentucky ALLTEL - Lexington		\$ 87.30	\$ 250.00
Kentucky ALLTEL - London		\$ 64.48	\$ 250.00

(2) STP Port, per port PT8SX

ALLTEL Nebraska	\$ 759.50	
Kentucky ALLTEL - Lexington	\$ 413.80	\$ 53.70
Kentucky ALLTEL - London	\$ 513.10	\$ 53.00

(3) FGC and FGD Conversion of MF to SS7Signaling or SS7 to MF Signaling- Per 24 Trunks Converted or Fraction  
Thereof on a Per Order Basis

ALLTEL Nebraska	\$ 277.00
Kentucky ALLTEL - Lexington	-
Kentucky ALLTEL - London	-

(TR110)

## ACCESS SERVICE

6. Switched Access Service (Cont'd)6.8 Rates and Charges (Cont'd)6.8.1 Local Transport (Cont'd)(D) Chargeable Optional Features(1) CIC and OZZ Signaling Information (COSI)

	<u>USOC</u>	<u>Monthly Rate</u>	<u>Nonrecurring Charge</u>
<u>Multifrequency (MF) Signaling +</u> - per customer's initial order	XSSMF		
ALLTEL Nebraska			\$ 1,971.67
Kentucky ALLTEL - Lexington			-
Kentucky ALLTEL - London			-
<u>CCS/SS7 Signaling +</u> (requires STP interconnection) - per customer's initial order	XSSS7		
ALLTEL Nebraska			\$ 1,971.67
Kentucky ALLTEL - Lexington		\$ 331.97	\$ 1,500.00
Kentucky ALLTEL - London		\$ 331.97	\$ 1,500.00

(2) Network Blocking Charge +  
- Per Call Blocked

ALLTEL Nebraska	\$ 0.012304
Kentucky ALLTEL - Lexington	\$ 0.017000
Kentucky ALLTEL - London	\$ 0.010000

(3) Clear Channel Capability (CCC)  
- Per 1.544 Mbps Transmission Path CLR

ALLTEL Nebraska	\$ 107.04
Kentucky ALLTEL - Lexington	-
Kentucky ALLTEL - London	-

(TR110)

## ACCESS SERVICE

6. Switched Access Service (Cont'd)6.8 Rates and Charges (Cont'd)6.8.1 Local Transport (Cont'd)

(E) <u>Nonchargeable Optional Features</u>	<u>FID</u>
(1) <u>Supervisory Signaling</u>	
DX Supervisory Signaling arrangement - Per Transmission Path <sup>1</sup>	NCI ++DX+
SF Supervisory Signaling arrangement - Per Transmission Path <sup>2</sup>	NCI ++SF+
E&M Type 1 Supervisory Signaling arrangement - Per Transmission Path <sup>1</sup>	NCI ++EA+
E&M Type II Supervisory Signaling arrangement - Per Transmission Path <sup>1</sup>	NCI ++EB+
E&M Type III Supervisory Signaling - Per Transmission Path*	NCI ++EC+
Tandem Supervisory Signaling - Per Transmission Path**	NCI ++EX+
(2) Customer specification of the receive transmission level at the first point of switching within a range acceptable to the Telephone Company - Per Transmission Path***	TLV
(3) Customer specification of Local Transport Termination Four-wire termination in lieu of two-wire termination - Per Transmission Path****	LT1++

+ Applies to FGD

<sup>1</sup> Available with Interface Groups 1 and 2<sup>2</sup> Available with Interface Groups 2 and 6 through 10

\* Available with Interface Groups 1 and 2 for FGC and FGD.

\*\* Available with Interface Group 2 for FGA.

\*\*\* Available with Interface Groups 2 through 10 for FGA and FGB. The range of transmission levels which may be specified is described in Technical Reference TR-NPL-000334.

\*\*\*\* Available with Feature Group B with type B Transmission Performance.

(TR110)

## ACCESS SERVICE

6. Switched Access Service (Cont'd)6.8 Rates and Charges (Cont'd)6.8.1 Local Transport (Cont'd)(F) Synchronous Optical Channel Service

(1) <u>All Zones</u>	<u>Rate</u>
(a) <u>Entrance Facility</u> , Per Termination	
- <u>OC3/OC3c</u>	
ALLTEL Nebraska	\$ 1,736.95
Kentucky ALLTEL - Lexington	\$ 925.00
- <u>OC12</u>	
ALLTEL Nebraska	\$ 2,097.37
Kentucky ALLTEL - Lexington	\$ 2,125.00
(b) <u>Direct-Trunked Transport</u>	
<u>Facility</u> Per Mile	
- <u>OC3/OC3c</u>	
ALLTEL Nebraska	\$ 154.99
Kentucky ALLTEL - Lexington	\$ 160.00
- <u>OC12</u>	
ALLTEL Nebraska	\$ 227.84
Kentucky ALLTEL - Lexington	\$ 230.00
<u>Termination</u> , Per Termination	
- <u>OC3/OC3c</u>	
ALLTEL Nebraska	\$ 1,313.57
Kentucky ALLTEL - Lexington	None
- <u>OC12</u>	
ALLTEL Nebraska	\$ 1,517.17
Kentucky ALLTEL - Lexington	None

(TR110)

## ACCESS SERVICE

6. Switched Access Service (Cont'd)6.8 Rates and Charges (Cont'd)6.8.1 Local Transport (Cont'd)(F) Synchronous Optical Channel Service

(1) <u>All Zones</u> (Cont'd)	<u>Rate</u>
(c) <u>Customer Node</u> , Per Node	
- <u>OC3/OC3c</u>	
ALLTEL Nebraska	\$ 516.13
Kentucky ALLTEL - Lexington	\$ 975.00
- <u>OC12</u>	
ALLTEL Nebraska	\$ 1,443.56
Kentucky ALLTEL - Lexington	\$ 2,350.00
(d) <u>Customer Premises Port</u> , Per Port	
- <u>DS3</u>	
ALLTEL Nebraska	\$ 310.70
Kentucky ALLTEL - Lexington	None
- <u>DS1</u>	
ALLTEL Nebraska	\$ 24.85
Kentucky ALLTEL - Lexington	None

(TR110)

## ACCESS SERVICE

6. Switched Access Service (Cont'd)6.8 Rates and Charges (Cont'd)6.8.1 Local Transport (Cont'd)(F) Synchronous Optical Channel Service(1) All Zones (Cont'd)Rate(e) Add/Drop Multiplexing, Per Port- OC3/OC3c

ALLTEL Nebraska	\$ 144.05
Kentucky ALLTEL - Lexington	\$ 725.00

- DS3

ALLTEL Nebraska	\$ 99.72
Kentucky ALLTEL - Lexington	\$ 250.00

- DS1

ALLTEL Nebraska	\$ 38.78
Kentucky ALLTEL - Lexington	\$ 75.00

<u>Nonrecurring Charges</u>	
<u>OC3/OC3c</u>	<u>OC12</u>

(f) Installation, Per Line or Trunk

ALLTEL Nebraska	\$ 550.00	\$ 550.00
Kentucky ALLTEL - Lexington	\$1,500.00	\$3,000.00

(TR110)

## ACCESS SERVICE

6. Switched Access Service (Cont'd)6.8 Rates and Charges (Cont'd)6.8.2 End Office(A) Switching

<u>Premium</u>	<u>Rates</u> <u>Per Access Minute</u>
LS1 - Feature Groups A & B (except: (1) Feature Group B utilized for the provision of MTS/WATS service and (2) Feature Groups A and B when utilized for the provision of terminating inward WATS and WATS-type services at an equal access WATS Serving Office)	
ALLTEL Nebraska	\$ 0.0043520
Kentucky ALLTEL - Lexington	\$ 0.0013823
Kentucky ALLTEL - London	\$ 0.0032776
<u>Transitional (Non-Premium)</u>	
Per Access Minute	
ALLTEL Nebraska	\$ 0.0019580
Kentucky ALLTEL - Lexington	\$ 0.0006220
Kentucky ALLTEL - London	\$ 0.0014749
LS2 - Feature Groups C & D (including: (1) Feature Group B when utilized for the provision of MTS/WATS service and (2) Feature Groups A and B when utilized for the provision of terminating inward WATS and WATS-type services at an equal access WATS Serving Office)	
ALLTEL Nebraska	\$ 0.0043520
Kentucky ALLTEL - Lexington	\$ 0.0013823
Kentucky ALLTEL - London	\$ 0.0032776

(TR110)

## ACCESS SERVICE

6. Switched Access Service (Cont'd)6.8 Rates and Charges (Cont'd)6.8.2 End Office (Cont'd)(A) Switching (Cont'd)(1) Local Switching

(a) <u>Common Switching Nonchargeable Optional Features</u>	<u>FID</u>
Call Denial on Line or Hunt Group (available with FGA) - Per Transmission Path or Transmission Path Group	CAD
Service Code Denial on Line or Hunt Group (available with FGA) - Per Transmission Path or Transmission Path Group	SCD
Hunt Group Arrangement (available with FGA) - Per Transmission Path Group	HML/HTG
Uniform Call Distribution Arrangement (available with FGA) - Per Transmission Path Group	HTY UD
Nonhunting Number for Use with Hunt Group Arrangement or Uniform Call Distribution Arrangement (available with FGA) - Per Transmission Path	NHN

(TR110)



## ACCESS SERVICE

6. Switched Access Service (Cont'd)6.8 Rates and Charges (Cont'd)6.8.2 End Office (Cont'd)(A) Switching (Cont'd)(1) Local Switching (Cont'd)(a) Common Switching Nonchargeable Optional Features (Cont'd) FID

Automatic Number Identification (available with FGB, FGC and FGD)  
- Per Transmission Path Group

ANI

Up to 7 Digit Outpulsing of Access Digits to Customer (available with FGB)  
- Per Transmission Path Group

USDO

Delay Dial Start-Pulsing Signaling (available with FGC)  
- Per Transmission Path Group

DDSP

(TR110)

## ACCESS SERVICE

6. Switched Access Service (Cont'd)6.8 Rates and Charges (Cont'd)6.8.2 End Office (Cont'd)(A) Switching (Cont'd)(1) Local Switching (Cont'd)(a) Common Switching Nonchargeable Optional Features (Cont'd)FID

Immediate Dial Pulse  
Address Signaling  
(available with FGC)  
- Per Transmission Path  
Group

ADS IDP

Dial Pulse Address  
Signaling (available  
with FGC)  
- Per Transmission Path  
Group

ADS DP

Service Class Routing  
(available with FGC and  
FGD)  
- Per Transmission Path  
Group

SCRT

Alternate Traffic Routing  
(available with FGC and FGD)  
- Per Transmission Path  
Group

ARTG

(TR110)

## ACCESS SERVICE

6. Switched Access Service (Cont'd)6.8 Rates and Charges (Cont'd)6.8.2 End Office (Cont'd)(A) Switching (Cont'd)(1) Local Switching (Cont'd)

(a) <u>Common Switching Nonchargeable Optional Features</u> (Cont'd)	<u>FID</u>
Trunk Access Limitation Arrangement (available with FGC and FGD) - Per End Office	CHOK
Call Gapping Arrangement (available with FGD) - Per End Office	CGAP
International Carrier Option (available with FGD) - Per End Office and Access Tandem	INCO
Band Advance Arrangement for Use with Special Access Service utilized in the provision of WATS or WATS-type Services (available with Feature Groups A, B, C and D) - Per Arrangement	BAAD

(TR110)

## ACCESS SERVICE

6. Switched Access Service (Cont'd)6.8 Rates and Charges (Cont'd)6.8.2 End Office (Cont'd)(A) Switching (Cont'd)(1) Local Switching (Cont'd)(a) Common Switching Nonchargeable Optional Features (Cont'd) FID

End Office End User Line  
Service Screening for  
Use with WATS Access  
Lines (available with  
FGC and FGD)

- Per Transmission Path BAND

Hunt Group Arrangement  
for Use with Special  
Access Service utilized  
in the provision of WATS  
or WATS-type Services  
(available with Feature  
Groups A, B, C and D)

- Per Transmission Path Group HML/HTG

Uniform Call Distribution  
Arrangement for Use with  
Special Access Service  
utilized in the provision  
of WATS or WATS-type Services  
(available with Feature  
Groups A, B, C and D)

- Per Transmission Path Group HTY UD

Nonhunting Number for Use  
with Hunt Group Arrange-  
ment or Uniform Call  
Distribution Arrangement  
for Use with Special  
Access Service utilized  
in the provision of WATS  
or WATS-type Services  
(available with Feature  
Groups A, B, C and D)

- Per Transmission Path NHN

(TR110)

## ACCESS SERVICE

6. Switched Access Service (Cont'd)6.8 Rates and Charges (Cont'd)6.8.2 End Office (Cont'd)(A) Switching (Cont'd)(1) Local Switching (Cont'd)(b) Transport Termination Nonchargeable  
Optional Features

FID

(i) Line Side Terminations  
(For FGA)

## Two Way Operation

- Dial Pulse with Loop Start	NC	+++A
- Dial Pulse with Ground Start	NC	+++E
- DTMF with Loop Start	NC	+++F
- DTMF with Ground Start	NC	+++G

## Terminating Operation

- Dial Pulse with Loop Start	NC	+++N
- Dial Pulse with Ground Start	NC	+++P
- DTMF with Loop Start	NC	+++R
- DTMF with Ground Start	NC	+++S

## Originating Operation

- Loop Start	NC	+++U
- Ground Start	NC	+++V

(TR110)

## ACCESS SERVICE

6. Switched Access Service (Cont'd)6.8 Rates and Charges (Cont'd)6.8.2 End Office (Cont'd)(A) Switching (Cont'd)(1) Local Switching (Cont'd)(b) Transport Termination Nonchargeable  
Optional Features (Cont'd) FID(ii) Trunk Side Terminations  
(For FGB, FGC and FGD)

Standard Trunk for Originating, Terminating or Two- Way Operation (available with FGB, FGC and FGD)	TTC	SO
	TTC	ST
	TTC	TY

Rotary Dial Station Signaling Trunk (available with FGB)	TTC	RD
--	-----	----

Operator Trunk, Coin, Non-Coin or Combined Coin and Non-Coin (available with FGC)	TTC	CO
--	-----	----

Operator Trunk, Full Feature Arrangement (available with FGD)	TTC	FF
---	-----	----

(TR110)

## ACCESS SERVICE

6. Switched Access Service (Cont'd)6.8 Rates and Charges (Cont'd)6.8.2 End Office (Cont'd)(A) Switching (Cont'd)(2) Line Terminations

(a) <u>Line Side Terminations Nonchargeable Optional Features</u>	<u>FID</u>
Originating Loop Start, Line Side Connection, with DTMF Address Signaling - Per Transmission Path	NC +++R
Originating Loop Start, Line Side Connection, with Dial Pulse Address Signaling - Per Transmission Path	NC +++N
Originating Ground Start, Line Side Connection, with DTMF Address Signaling - Per Transmission Path	NC +++S

(TR110)

## ACCESS SERVICE

6. Switched Access Service (Cont'd)6.8 Rates and Charges (Cont'd)6.8.2 End Office (Cont'd)(A) Switching (Cont'd)(2) Line Terminations (Cont'd)(a) Line Side Terminations Nonchargeable  
Optional Features (Cont'd) FID

Originating Ground Start,  
Line Side Connection,  
with Dial Pulse Address  
Signaling

- Per Transmission Path NC +++P

Terminating Loop Start,  
Line Side Connection  
- Per Transmission Path

NC +++U

Terminating Ground Start,  
Line Side Connection  
- Per Transmission Path

NC +++V

(b) Trunk Side Terminations Nonchargeable  
Optional Features (Cont'd)

Terminating Trunk Side  
Connection for Forwarding  
of Dialed Number Identification  
to End User

- Per Transmission Path NC +++T

(TR110)



## ACCESS SERVICE

6. Switched Access Service (Cont'd)6.8 Rates and Charges (Cont'd)6.8.2 End Office (Cont'd)(B) Directory Assistance  
Information SurchargePremium      NonPremium

- per 100 Access Minutes

ALLTEL Nebraska	\$ 0.0000000	\$ 0.0000000
Kentucky ALLTEL - Lexington	\$ 0.0000000	\$ 0.0000000
Kentucky ALLTEL - London	\$ 0.0000511	\$ 0.0000023

(C) End Office Direct Trunk PortUSOCRate- Voice Grade

EODTPV

ALLTEL Nebraska	\$ 2.00
Kentucky ALLTEL - Lexington	\$ 27.69
Kentucky ALLTEL - London	\$ 12.00

- High Capacity DS1

EODTPT

ALLTEL Nebraska	\$ 28.08
Kentucky ALLTEL - Lexington	\$ 9.15
Kentucky ALLTEL - London	\$ 7.00

(D) End Office Common Trunk Port

- High Capacity DS1

ALLTEL Nebraska	\$ 0.0000000
Kentucky ALLTEL - Lexington	\$ 0.0007029
Kentucky ALLTEL - London	\$ 0.0008992

6.8.3 500 and 900 NXX Access Service  
Translation Optional FeatureNonrecurring  
Charges  
Per OrderUSOCInitial      Subsequent(A) Per 900 NXX translation for  
initial or subsequent order to add  
or change NXX translation codes. 90FT

ALLTEL Nebraska	\$ 114.60	
Kentucky ALLTEL - Lexington	\$ 23.00	\$ 12.00
Kentucky ALLTEL - London	\$ 41.60	\$ 5.39

(B) Per 500 NXX translation for  
initial or subsequent order to add  
or change NXX translation codes 50FT

ALLTEL Nebraska	\$ 145.83	
Kentucky ALLTEL - Lexington	\$ 23.00	\$ 12.00
Kentucky ALLTEL - London	\$ 23.00	\$ 12.00

(TR110)

## ACCESS SERVICE

6. Switched Access Service (Cont'd)6.8 Rates and Charges (Cont'd)

6.8.4	<u>8XX Data Base Access Service</u> per completed Data Base Query	<u>Rate</u>
	<u>Carrier Selection</u>	
	ALLTEL Nebraska	\$ 0.008240
	Kentucky ALLTEL - Lexington	\$ 0.009185
	Kentucky ALLTEL - London	\$ 0.006810
	<u>Vertical Service Features</u> (charge is in addition to Carrier Selection)	
	- <u>POTS Translation Charge</u>	
	ALLTEL Nebraska	-
	Kentucky ALLTEL - Lexington	-
	Kentucky ALLTEL - London	-
	- <u>Other Vertical Service Features</u> (charge is in addition to POTS Translation Charge if applicable)	
	ALLTEL Nebraska	\$ 0.000206
	Kentucky ALLTEL - Lexington	\$ 0.009185
	Kentucky ALLTEL - London	\$ 0.006810
6.8.5	<u>Billing Name and Address (BNA)</u> Per Telephone Number Listing Requested	
	BNA - \$15 per month minimum charge	
	ALLTEL Nebraska	\$ 0.72
	Kentucky ALLTEL - Lexington	\$ 0.34
	Kentucky ALLTEL - London	\$ 0.24
6.8.6	<u>Operator Transfer Service</u> Per Call Transferred	
	ALLTEL Nebraska	\$ 0.393766
	Kentucky ALLTEL - Lexington	-
	Kentucky ALLTEL - London	-
6.8.7	<u>Marketing Expense</u>	
	- <u>Originating</u> Per Access Minute	
	ALLTEL Nebraska	-
	Kentucky ALLTEL - Lexington	-
	Kentucky ALLTEL - London	\$ -
	- <u>Terminating</u> Per Access Minute	
	ALLTEL Nebraska	-
	Kentucky ALLTEL - Lexington	-
	Kentucky ALLTEL - London	\$ -

(TR110)

## ACCESS SERVICE

7. Special Access Service7.1 General

Special Access Service provides a transmission path to connect customer designated premises\*, directly, through a Telephone Company hub or hubs where bridging or multiplexing functions are performed, or to connect a customer designated premises and a WATS Serving Office. Special Access Service includes all exchange access not utilizing Telephone Company end office switches.

The connections provided by Special Access Service can be either analog or digital. Analog connections are differentiated by spectrum and bandwidth. Digital connections are differentiated by bit rate.

7.1.1 Channel Types

There are eight types of channels used to provide Special Access Services. Each type has its own characteristics. All are subdivided by one or more of the following:

- Transmission specifications,
- Bandwidth
- Speed (i.e., bit rate),
- Spectrum

Customers can order a basic channel and select from a list of available transmission parameters and channel interfaces those that they desire to meet specific communications requirements.

For purposes of ordering channels, each has been identified as a type of Special Access Service. However, such identification is not intended to limit a customer's use of the channel nor to imply that the channel is limited to a particular use. For example, if a customer's equipment is capable of transmitting voice over a channel that is identified as a Metallic Service in this tariff, there is no restriction against doing so.

\* Telephone Company Centrex CO and CO-like switches are considered to be a customer designated premises for purposes of this tariff.

(TR)

Issued:

One Allied Drive  
Little Rock, AR 72203

Effective:

## ACCESS SERVICE

7. Special Access Service7.1 General (Cont'd)7.1.1 Channel Types (Cont'd)

Following is a brief description of each type of channel:

Metallic - a channel for the transmission of low speed varying signals at rates up to 30 baud.

Telegraph Grade - a channel for the transmission of binary signals at rates of 0 to 75 baud or 0 to 150 baud.

Voice Grade - a channel for the transmission of analog signals within an approximate bandwidth of 300 to 3000 Hz.

Program Audio - a channel for the transmission of audio signals. The nominal frequency bandwidths are from 200 to 3500 Hz, from 100 to 5000 Hz, from 50 to 8000 Hz, or 50 to 15000 Hz.

Video - a channel for the transmission of standard 525 line 60 field monochrome or National Television Systems Committee color video signal and one or two associated 5 or 15 kHz audio signals. The bandwidth is either 30 Hz to 4.5 MHz or 30 Hz to 6.6 MHz.

Digital Data - a channel for the digital transmission of synchronous serial data at rates of 2.4, 4.8, 9.6, 19.2, 56.0 or 64.0 kbps.

High Capacity - a channel for the transmission of isochronous serial digital data at rates of 1.544 or 44.736 Mbps.

Synchronous Optical - a high speed channel for the transmission of synchronous full duplex data over optical fiber at rates of 155.52 or 622.08 Mbps.

(TR)

Issued:

One Allied Drive  
Little Rock, AR 72203

Effective:

## ACCESS SERVICE

7. Special Access Service (Cont'd)7.1 General (Cont'd)7.1.1 Channel Types (Cont'd)

Detailed descriptions of each of the channel types are provided in 7.5 through 7.11 following.

The customer also has the option of ordering Voice Grade and High Capacity facilities (i.e., 1.544 Mbps and 44.736 Mbps) to Telephone Company hubs for multiplexing to individual channels of a lower capacity or bandwidth. Descriptions of the types of multiplexing available at the hubs, as well as the number of individual channels which may be derived from each type of facility are set forth in 7.7 and 7.11 following. Additionally, the customer may specify optional features for the individual channels derived from the facility to further tailor the channel to meet specific communications requirements. Descriptions of the optional features and functions available are set forth in 7.2.1 (C) following.

For example, a customer may order a 44.736 Mbps High Capacity channel from a customer designated premises to a Telephone Company hub for multiplexing to twenty-eight (28) 1.544 Mbps channels. The 1.544 Mbps channels may be further multiplexed at the same or a different hub to Voice Grade channels or may be extended to other customer designated premises or hubs. Optional features may be added to either the 1.544 Mbps or the Voice Grade channels.

Synchronous Optical Channel Service (Synchronous Optical Channel) provides the customer with the option of ordering Add/Drop Multiplexing at a suitably equipped wire center. This allows lower level signals to be added or dropped from a high speed optical carrier channel for delivery to a customer premises. A description of Add/Drop multiplexing is set forth in 7.12.3 following.

(TR)

## ACCESS SERVICE

7. Special Access Service (Cont'd)7.1 General (Cont'd)7.1.2 Service Descriptions

For the purposes of ordering, there are seven categories of Special Access Service. These are:

	<u>Service Designer Codes</u>
Metallic	(MT)
Telegraph Grade	(TG)
Program Audio	(AP)
Video	(TV)
Voice	(VG)
Digital Data	(DA)
High Capacity	(HC)
Synchronous Optical	(OC)

Each service consists of a basic channel to which a technical specifications package (customized or predefined), channel interface(s) and, when desired, optional features and functions are added to construct the service desired by the customer. Technical specifications packages and optional features and functions are described in this section. Channel interfaces are described in 15.3 following.

Customized technical specifications packages will be provided where technically feasible. If the Telephone Company determines that the requested parameter specifications are not compatible, the customer will be advised and given the opportunity to change the order.

When a customized channel is ordered the customer will be notified whether Additional Engineering Charges apply. In such cases, the customer will be given an estimate of the hours to be billed before any further action is taken on the order.

The channel description specifies the characteristics of the basic channel and indicates whether the channel is provided between customer designated premises, between a customer designated premises and a Telephone Company hub where bridging or multiplexing functions are performed between hubs, or between a customer designated premises and a WATS Serving Office.

(TR)

## ACCESS SERVICE

7. Special Access Service (Cont'd)7.1 General (Cont'd)7.1.2 Service Descriptions Cont'd

- (A) Information pertaining to the technical specifications packages indicates the transmission parameters that are available with each package. This information is displayed in a matrix with the transmission parameters listed down the left side and the packages listed across the top. Each package is identified by a code, e.g., VGC. The first two letters of the code indicate the category of Special Access Service to which the parameters are applicable. These two letter codes are shown above in parentheses following the category of Special Access Service. The letter "C" following the two letter code indicates the technical specifications package for a customized service. The letter "w" following the two letter code indicates the technical specifications package for a voice grade Special Access Service used in the provision of WATS or WATS-type service using a Telephone Company designated WATS Serving Office. A numeric or alpha-numeric designation following the two letter code indicates the specific predefined package. For a customized service, the customer may select any parameters available with that category of service as long as the parameters are compatible. When appropriate, the Technical Reference which contains detailed specifications for the parameters is shown following the matrix.
- (B) Channel interfaces at each Point of Termination on a two-point service may be symmetrical or asymmetrical. On a multipoint service they may also be symmetrical or asymmetrical, but communications can only be provided between compatible interfaces. Only certain channel interfaces are compatible. These are set forth in 15.3 following, in a combination format.
- (C) Only certain channel interface combinations are available with the predefined technical specifications packages. These are delineated in the Technical References set forth in (F) following. When a customized channel is requested, all channel interface combinations available with the specified type of service are available with the customized channel.

(TR)

Issued:

One Allied Drive  
Little Rock, AR 72203

Effective:

## ACCESS SERVICE

7. Special Access Service (Cont'd)7.1 General (Cont'd)7.1.2 Service Descriptions (Cont'd)

- (D) The optional features and functions available with each type of Special Access Service are described in this section. The optional features and functions information also indicates with which technical specifications packages they are available. Such information is displayed in a matrix with the optional feature or function listed down the left side and the technical specifications package listed across the top.
- (E) The Telephone Company will maintain existing transmission specifications on services installed prior to the effective date of this tariff, except that existing services with performance specifications exceeding the standards listed in this provision will be maintained at the performance levels specified in this tariff.
- (F) All services installed after the effective date of this tariff will conform to the transmission specification standards contained in this tariff or in the following Technical References for each category of service:

Metallic	TR-NPL-000336
Telegraph Grade	TR-NPL-000336
Voice Grade	TR-NPL-000335
	PUB 41004, Table 4
Program Audio	TR-NPL-000337
Video	TR-NPL-000338
Digital Data	TR-NPL-000341, Bellcore PUB 62310
	AT&T PUB 62310, INC Bulletin CB-INC-100
High Capacity	PUB 62411
	TR-NPL-000342
Synchronous Optical	GR-253-CORE
For OC3 and OC12	GR-1374-CORE
	ANSI T1.105
	ANSI T1-102

7.1.3 Service Configurations

There are three types of service configurations over which Special Access Services are provided: two-point service, multipoint service, and Synchronous Optical Channel Service.

(TR)

Issued:

One Allied Drive  
Little Rock, AR 72203

Effective:



## ACCESS SERVICE

7. Special Access Service (Cont'd)7.1 General (Cont'd)7.1.3 Service Configurations (Cont'd)(A) Two-Point Service

A two-point service connects two customer designated premises, either on a directly connected basis or through a hub where multiplexing functions are performed, or a customer designated premises and a WATS Serving Office (WSO).

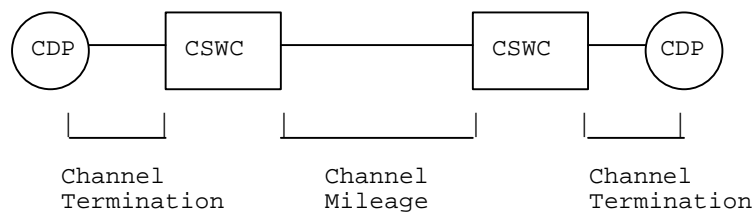
Applicable rate elements are:

- Channel Terminations
- Channel Mileage (as applicable)
- Optional Features and Functions (when applicable)

A Special Access Surcharge, as set forth in 7.3 following and a Message Station Equipment Recovery Charge, as set forth in 7.4 following, may be applicable.

The following diagram depicts a two-point Voice Grade service connecting two customer designated premises (CDP) located 15 miles apart. The service is provided with C-Type conditioning.

CDP - Customer Designated Premises  
CSWC - Customer Serving Wire Center



Applicable rate elements are:

- Channel Terminations (applicable one (1) per CDP)
- Channel Mileage (1 section, Channel Mileage Facility per mile plus 2 Channel Mileage Terminations)
- C-Type Conditioning Optional Feature

(TR)

Issued:

One Allied Drive  
Little Rock, AR 72203

Effective:

ACCESS SERVICE

7. Special Access Service (Cont'd)

7.1 General (Cont'd)

7.1.3 Service Configurations (Cont'd)

(A) Two-Point Service (Cont'd)

If one of the Customer Designated Premises is an Expanded Interconnection Location:

- One Channel Termination and one Cross-connect are applicable rate elements.

(TR)

---

Issued:

One Allied Drive  
Little Rock, AR 72203

Effective:

## ACCESS SERVICE

7. Special Access Service (Cont'd)7.1 General (Cont'd)7.1.3 Service Configurations (Cont'd)(B) Multipoint Service

Multipoint service connects three or more customer designated premises through one or more Telephone Company hubs. Only certain types of Special Access Service are provided as multipoint service. These are so designated in the descriptions for the appropriate channel.

The channel between hubs (i.e., bridging locations) on a multipoint service is a mid-link. There is no limitation on the number of mid-links available with a multipoint service. However, when more than three mid-links in tandem are provided the quality of the overall service may be degraded.

Multipoint service utilizing a customized technical specifications package, as set forth in 7.1.2 preceding, will be provided when technically possible. If the Telephone Company determines that the requested characteristics for a multipoint service are not compatible, the customer will be advised and given the opportunity to change the order.

When ordering, the customer will specify the desired bridging hub(s). EXCHANGE CARRIER ASSOCIATION TARIFF F.C.C. NO. 4 identifies serving wire centers, hub locations and the type of bridging functions available.

Applicable Rate Elements are:

- Channel Terminations (one per customer designated premises)
- Channel Mileage (as applicable between the serving wire center for each customer designated premises and the hub and between hubs).
- Bridging
- Additional Optional Features and Functions (when applicable)

(TR)

Issued:

One Allied Drive  
Little Rock, AR 72203

Effective:

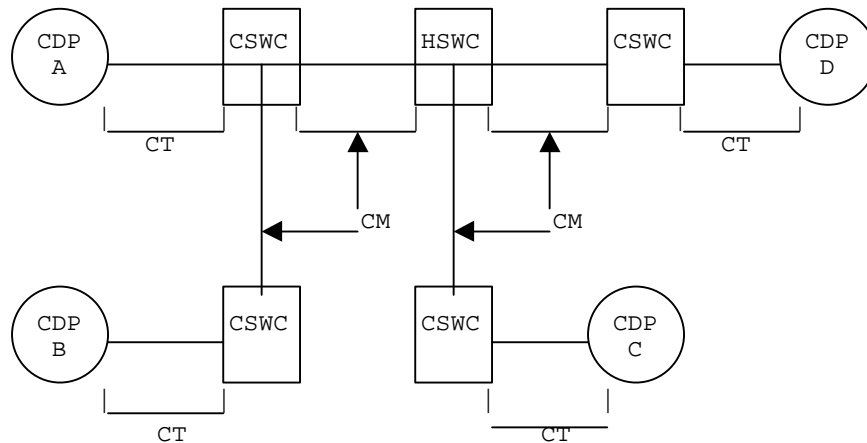
## ACCESS SERVICE

7. Special Access Service (Cont'd)7.1 General (Cont'd)7.1.3 Service Configurations (Cont'd)(B) Multipoint Service (Cont'd)

The Special Access Surcharge, as set forth in 7.3 following, and a Message Station Equipment Recovery Charge, as set forth in 7.4 following, may be applicable.

Example: Voice Grade multipoint service connecting four customer designated premises (CDP) via two customer specified bridging hubs.

CDP - Customer Designated Premises  
HSCW - Hub Serving Wire Center  
CSWC - Customer Serving Wire Center



Applicable rate elements are:

- Channel Terminations (4 applicable)
- Channel Mileage (4 sections, Channel Mileage Facility per mile plus 2 Channel Mileage Terminations per section)
- Bridging Optional Feature (6 applicable, i.e., each bridge port)

(TR)

Issued:

One Allied Drive  
Little Rock, AR 72203

Effective:

## ACCESS SERVICE

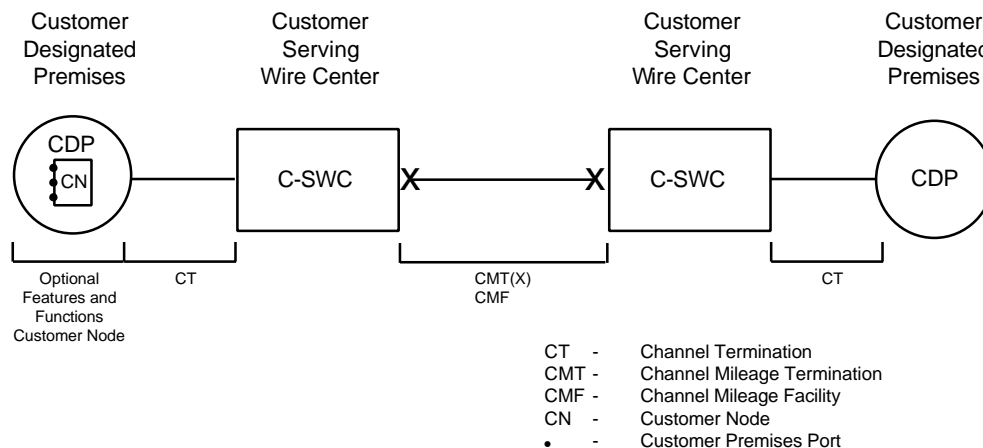
7. Special Access Service (Cont'd)7.1 General (Cont'd)7.1.3 Service Configurations (Cont'd)(C) Synchronous Optical Channel Service

A Synchronous Optical Channel Service connects two customer designated premises or a customer designated premises and a wire center equipped for Add/Drop Multiplexing. The connection is provided via a high speed optical carrier communications path delivering an optical handoff.

Applicable rate elements are:

- Channel Terminations
- Channel Mileage (where applicable)
- Optional Features and Functions

- (1) The following diagram depicts a synchronous optical channel service connecting two Customer Designated Premises (CDP). The Optional Feature and Function of a Customer Node was ordered at one CDP.



Applicable rate elements are:

- Channel Terminations
  - 2 Channel Terminations (1 per CDP)
- Channel Mileage
  - 2 Channel Mileage Terminations plus
  - 1 Segment Channel Mileage Facility (per mile)
- Optional Feature
  - 1 Customer Node, plus
  - 3 Customer Premises Ports

(TR)

Issued:

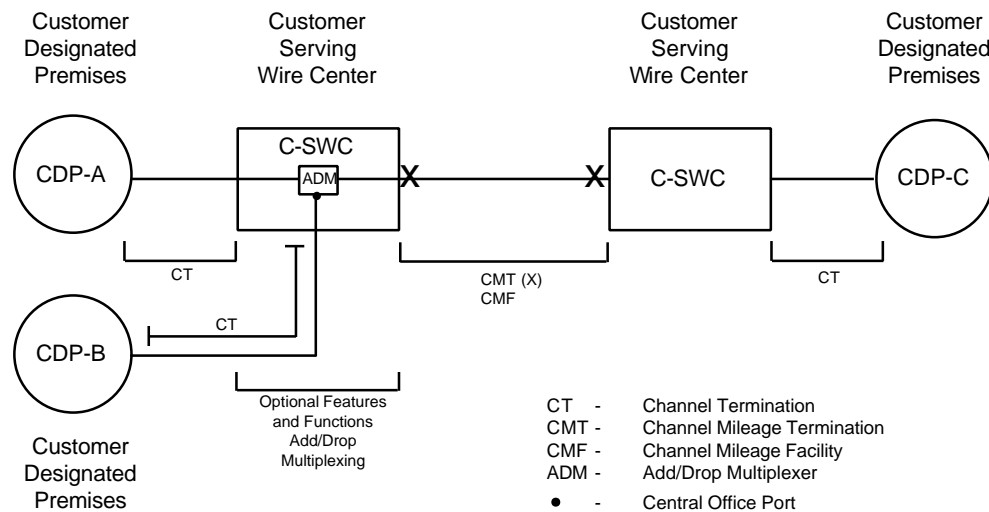
One Allied Drive  
Little Rock, AR 72203

Effective:

## ACCESS SERVICE

7. Special Access Service (Cont'd)7.1 General (Cont'd)7.1.3 Service Configurations (Cont'd)(C) Synchronous Optical Channel Service (Cont'd)

- (2) The following diagram depicts a Synchronous Optical Channel Service connecting three Customer Designated Premises. CDP-A and CDP-B are connected using an Add/Drop Multiplexer. At the Add/Drop Multiplexer, the customer may drop off lower speed special access services. Rates and charges are as set forth in 7.12.4 following.



Applicable rate elements are:

- Channel Terminations (applicable one (1) per CDP)
- Channel Mileage
  - Channel Mileage Termination (2 applicable)
  - 1 Section, Channel Mileage Facility per mile
- Add/Drop Multiplexing Optional Feature (1 Central Office Port applicable, i.e., each port)

(TR)

Issued:

One Allied Drive  
Little Rock, AR 72203

Effective:

## ACCESS SERVICE

7. Special Access Service (Cont'd)7.1 General (Cont'd)7.1.4 Alternate Use

Alternate Use occurs when a service is arranged by the Telephone Company so that the customer can select different types of transmission at different times. A customer may use a service in any privately beneficial manner. However, where technical or engineering changes are required to effectuate an alternate use, the Telephone Company will make such special arrangements available on an individual case basis.

The arrangement required to transfer the service from one operation to the other (i.e., the transfer relay and control leads) will be rated and provided on an individual case basis and filed in Section 12., Specialized Service or Arrangements. The customer will pay the stated tariff rates for the Access Service rate elements for the service ordered (i.e., Channel Terminations, Channel Mileage (as applicable) and Optional Features and Functions (if any).

7.1.5 Special Facilities Routing

A customer may request that the facilities used to provide Special Access Service be specially routed. The regulations, rates and charges for Special Facilities Routing (i.e., Avoidance, Diversity and Cable-Only) are set forth in 11. following.

7.1.6 Design Layout Report

At the request of the customer, the Telephone Company will provide to the customer the make-up of the facilities and services provided under this tariff as Special Access Service to aid the customer in designing its overall service. This information will be provided in the form of a Design Layout Report. The Design Layout Report will be provided to the customer at no charge, and will be reissued or updated whenever these facilities are materially changed.

(TR)

## ACCESS SERVICE

7. Special Access Service (Cont'd)7.1 General (Cont'd)7.1.7 Acceptance Testing

At no additional charge, the Telephone Company will, at the customer's request, cooperatively test at the time of installation, the following parameters:

- (A) For Voice Grade analog services, acceptance test will include tests for loss, 3-tone slope, DC continuity, operational signaling, C-notched noise, and C-message noise when these parameters are applicable and specified in the order for service. Additionally, for Voice Grade services, a balance (improved loss) test will be made if the customer has ordered the improved loss optional feature.
- (B) For other analog services (i.e., Metallic, Telegraph, Program Audio, and Video) and for digital services (i.e., Digital Data and High Capacity) service, acceptance tests will include tests for the parameters applicable to the service as specified by the customer in the order for service.

In addition to the above tests, Additional Cooperative Acceptance Testing for Voice Grade service to test other parameters, as described in 13.3.2 following, is available at the customer's request. All test results will be made available to the customer upon request.

7.1.8 Ordering Options and Conditions

Special Access Service is ordered under the Access Order provisions set forth in 5. preceding. Also included in that section are other charges which may be associated with ordering Special Access Service (e.g., Service Date Change Charges, Cancellation Charges, etc.).

(TR)

Issued:

One Allied Drive  
Little Rock, AR 72203

Effective:



## ACCESS SERVICE

7. Special Access Service (Cont'd)7.2 Rate Regulations

This section contains the specific regulations governing the rates and charges that apply for Special Access.

7.2.1 Rate Categories

There are three basic rate categories which apply to Special Access Service:

- Channel Terminations (described in 7.2.1(A) following)
- Channel Mileage (described in 7.2.1(B) following)
- Optional Features and functions (described in 7.2.1(C) following)

(A) Channel Termination

The Channel Termination rate category provides for the communications path to each customer designated premises. Included as part of the Channel Termination is a standard channel interface arrangement which defines the technical characteristics associated with the type of facilities to which the access service is to be connected at the Point of Termination (POT) and the type of signaling capability, if any. The signaling capability itself is provided as an optional feature as set forth in (C) following.

For Synchronous Optical Channel Service the high speed optical communication path is between the Optical Line Termination (OLT) at the customer designated premises and the serving wire center of that premises.

One Channel Termination charge applies per customer designated premises at which the channel is terminated. This charge will apply even if the customer designated premises and the serving wire center are co-located in a Telephone Company building.

For DS3 High Capacity Service, the Channel Termination rates are made up of the DS3 Capacity Interface rate and the DS3 Channel Installed rate. The Capacity Interface rate is dependent upon the capacity ordered (i.e., Capacity Interface of 1, 3, 6 or 12) and is applicable at each customer designated premises. The capacity ordered is the maximum number of DS3 services that can be terminated on a given service at the customer designated premises (e.g., a capacity of 3 can terminate 1, 2, or 3 DS3 services). One DS3 channel installed rate applies per customer designated premises at which the channel is terminated for each DS3 channel that is ordered. These charges will apply even if the customer designated premises and the serving wire center are collocated in a telephone company building.

(TR)

Issued:

One Allied Drive  
Little Rock, AR 72203

Effective:

## ACCESS SERVICE

7. Special Access Service (Cont'd)7.2 Rate Regulations (Cont'd)7.2.1 Rate Categories (Cont'd)(B) Channel Mileage

The Channel Mileage rate category provides for the end office equipment and the transmission facilities between the serving wire centers associated with two customer designated premises, between a serving wire center associated with a customer designated premises and a Telephone Company hub or between two Telephone Company hubs or between a serving wire center associated with a customer designated premises and a wire center equipped for Add/Drop Multiplexing (ADM) or between two ADM equipped wire centers. Channel Mileage rates are made up of the Channel Mileage Facility rate and the Channel Mileage Termination rate.

(1) Channel Mileage Facility

The Channel Mileage Facility rate recovers the cost for the transmission path which extends between the Telephone Company serving wire centers and/or hub(s) and includes primarily outside plant used to provide the facility.

The Synchronous Optical Channel Service Channel Mileage Facility provides high speed transmission facilities between the Telephone Company serving wire centers or between a Telephone Company serving wire center and another wire center equipped for Add/Drop Multiplexing (ADM) or between two ADM equipped wire centers.

(2) Channel Mileage Termination

The Channel Mileage Termination rate recovers the cost for end office equipment associated with terminating the facility (i.e., basic circuit equipment and terminations at serving wire centers and hubs). The Channel Mileage Termination rate will apply at the serving wire center(s) for each customer designated premises and Telephone Company hub where the channel is terminated. If the Channel Mileage is between Telephone company bridging hubs, the Channel Mileage Termination rate will apply per Telephone Company designated hub. When the Channel Mileage Facility is zero (i.e., co-located serving wire centers), neither the Channel Mileage Facility nor the Channel Mileage Termination rate will apply.

If the Channel mileage for Synchronous Optical Channel Service is between the serving wire center for a customer designated premises and a wire center equipped for Add/Drop Multiplexing, the Channel Mileage Termination rate will apply at both the serving wire center associated with the Customer Designated Premises and the wire center equipped for Add/Drop Multiplexing. If the Channel mileage is between two wire centers equipped for Add/Drop Multiplexing, the Channel Mileage Termination rate will apply at both wire centers equipped for Add/Drop Multiplexing.

(TR)

Issued:

One Allied Drive  
Little Rock, AR 72203

Effective:

## ACCESS SERVICE

7. Special Access Service (Cont'd)7.2 Rate Regulations (Cont'd)7.2.1 Rate Categories (Cont'd)(C) Optional Features and Functions

The Optional Features and Functions rate category provides for optional features and functions which may be added to a Special Access Service to improve its quality or utility to meet specific communications requirements. These are not necessarily identifiable with specific equipment, but rather represent the end result in terms of performance characteristics which may be obtained. These characteristics may be obtained by using various combinations of equipment. Although the equipment necessary to perform a specified function may be installed at various locations along the path of the service, they will be charged for as a single rate element.

Examples of Optional Features and Functions that are available include, but are not limited to, the following:

- Signaling Capability
- Hubbing Functions
- Conditioning
- Transfer Arrangements

A hub is a Telephone Company designated serving wire center at which bridging or multiplexing functions are performed. The bridging functions performed are to connect three or more customer designated premises in a multipoint arrangement. The multiplexing functions are to channelize analog or digital facilities to individual services requiring a lower capacity or bandwidth. EXCHANGE CARRIER ASSOCIATION TARIFF F.C.C. NO. 4 identifies serving wire centers, hub locations and the type of bridging or multiplexing functions available.

Descriptions for each of the available Optional Features and Functions are set forth in 7.5 through 7.11 following.

(TR)

Issued:

One Allied Drive  
Little Rock, AR 72203

Effective:

## ACCESS SERVICE

7 Special Access Service (Cont'd)7.2 Rate Regulations (Cont'd)7.2.2 Types of Rates and Charges

There are three types of rates and charges. These are monthly rates, daily rates and nonrecurring charges. The rates and charges are described as follows:

(A) Monthly Rates

Monthly rates are recurring rates that apply each month or fraction thereof that a Special Access Service is provided. For billing purposes, each month is considered to have 30 days.

(B) Daily Rates

Daily rates are recurring rates that apply to each 24 hour period or fraction thereof that a Program Audio or Video Special Access Service is provided for part-time use. For purposes of applying daily rates, the 24 hour period is not limited to a calendar day.

Part-time Video or Program Audio Service provided within a consecutive 30 day period will be charged the daily rate, not to exceed an amount equal to the monthly rate. For each subsequent day or part day, a charge equal to 1/30th of the monthly rate shall apply.

(TR)

Issued:

One Allied Drive  
Little Rock, AR 72203

Effective:

## ACCESS SERVICE

7. Special Access Service (Cont'd)7.2 Rate Regulations (Cont'd)7.2.2 Types of Rates and Charges (Cont'd)(C) Nonrecurring Charges

Nonrecurring charges are one-time charges that apply for specific work activity (i.e., installation or change to an existing service). The types of nonrecurring charges that apply for Special Access Service are: installation of service, installation of optional features and functions, and service rearrangements.

(1) Installation of Service

Nonrecurring charges apply to each service installed. The nonrecurring charges for the installation of service are set forth in each channel type as a nonrecurring charge for the Channel Termination.

(2) Installation of Optional Features and Functions

Nonrecurring charges apply for the installation of some of the optional features and functions available with Special Access Service. The charge applies whether the feature or function is installed coincident with the initial installation of service or at any time subsequent to the installation of the service.

The optional features for which nonrecurring charges apply are:

- Voice Grade Data Capability
- Voice Grade Telephoto Capability
- Program Audio Gain Conditioning
- Program Audio Stereo

(TR)

## ACCESS SERVICE

7. Special Access Service (Cont'd)7.2 Rate Regulations (Cont'd)7.2.2 Types of Rates and Charges (Cont'd)(C) Nonrecurring Charges (Cont'd)(3) Service Rearrangements

Service rearrangements are changes to existing (installed) services which may be administrative only in nature, as set forth following, or that involve actual physical change to the service. Changes to pending orders are set forth in 5.2.2 preceding.

Changes in the physical location of the point of termination or customer designated premises are moves as set forth in 7.2.3 following.

Changes in the type of Service, Channel Termination which result in a change of the minimum period requirement will be treated as a discontinuance of the service and an installation of a new service.

Changes in ownership or transfer of responsibility from one customer to another will be treated as a discontinuance of the service and an installation of a new service, except under those conditions as set forth in 2.1.2(A) preceding.

Administrative changes will be made without charge(s) to the customer. Administrative changes are as follows:

- Change of customer name when the change of name is not the result of a transfer or change of ownership or responsibility,
- Change of customer or customer's end user premises address when the change of address is not a result of a physical relocation of equipment,
- Change in billing data (name, address, or contact name or telephone number),
- Change of agency authorization,
- Change of customer circuit identification,

(TR)

## ACCESS SERVICE

7. Special Access Service (Cont'd)7.2 Rate Regulations (Cont'd)7.2.2 Types of Rates and Charges (Cont'd)(C) Nonrecurring Charges (Cont'd)(3) Service Rearrangements (Cont'd)

- Change of billing account number,
- Change of customer test line number,
- Change of customer or customer's end user contact name or telephone number, and
- Change of jurisdiction.

All other service rearrangements will be charged for as follows:

- If the change involves the addition of other customer designated premises to an existing multipoint service, the nonrecurring charge for the channel termination or will apply. The charge(s) will apply only for the location(s) that is being added.
- If the change involves the addition of an optional feature or function which has a separate nonrecurring charge, that nonrecurring charge will apply.
- If the change involves changing the type of signaling on a Voice Grade service, a charge equal to the Voice Grade channel termination rate element nonrecurring charge will apply. The charge will apply per service termination affected.
- For all other changes, including the addition of an optional feature or function without a separate nonrecurring charge, a charge equal to a channel termination or cross-connect nonrecurring charge will apply. Only one such charge will apply per service, per change.

(TR)

Issued:

One Allied Drive  
Little Rock, AR 72203

Effective:

## ACCESS SERVICE

7. Special Access Service (Cont'd)7.2 Rate Regulations (Cont'd)7.2.3 Moves

A move involves a change in the physical location of one of the following:

- The Point of Termination at the customer's premises
- The customer's premises

The charges for the move are dependent on whether the move is to a new location within the same building or to a different building.

(A) Moves Within the Same Building

When the move is to a new location within the same building, the charge for the move will be an amount equal to one half of the nonrecurring (i.e., installation) charge for the service termination affected. There will be no change in the minimum period requirements.

(B) Moves To a Different Building

Moves to a different building will be treated as a discontinuance and start of service and all associated nonrecurring charges will apply. New minimum period requirements will be established for the new services. The customer will also remain responsible for satisfying all outstanding minimum period charges for the discontinued service.

7.2.4 Minimum Periods

The minimum service period for all Special Access services except part-time Video and Program Audio services and DS3 High Capacity Service and Synchronous Optical Channel Service is one month. The minimum service period for part-time Video and Program Audio services is one day (i.e., a continuous 24-hour period, not limited to a calendar day). The minimum service period for DS3 High Capacity Service is twelve months.

(TR)

Issued:

One Allied Drive  
Little Rock, AR 72203

Effective:



## ACCESS SERVICE

7. Special Access Service (Cont'd)7.2 Rate Regulations (Cont'd)7.2.5 Mileage Measurement

The mileage to be used to determine the monthly rate for the Channel Mileage Facility is calculated on the airline distance between the locations involved, i.e.,

- the serving wire centers associated with two customer designated premises,
- a serving wire center associated with a customer designated premises and a Telephone Company hub,
- two Telephone Company hubs,
- the serving wire center associated with a customer designated premises and a WATS serving office,
- a serving wire center associated with a customer designated premises and a wire center equipped for Add/Drop Multiplexing,
- two wire centers equipped for Add/Drop Multiplexing,

The serving wire center associated with a customer designated premises is the serving wire center from which this customer designated premises would normally obtain dial tone.

Mileage charges are shown with each channel type. To determine the rate to be billed, first compute the mileage using the V&H coordinates method, as set forth in the EXCHANGE CARRIER ASSOCIATION TARIFF F.C.C. NO. 4, then multiply the resulting number of miles times the Channel Mileage Facility per mile rate, and add the Channel Mileage Termination rate for each termination. When the calculation results in a fraction of a mile, always round up to the next whole mile before determining the mileage and applying the rates.

When hubs are involved, mileage is computed and rates applied separately for each section of the Channel Mileage, i.e., customer designated premises serving wire center to hub, hub to hub and/or hub to customer designated premises serving wire center. However, when any service is routed through a hub for purposes other than customer specified bridging or multiplexing (e.g., the Telephone Company chooses to do so route for test access purposes), rates will be applied only to the distance calculated between the serving wire centers associated with the customer designated premises.

When Add/Drop Multiplexing is offered in connection with Synchronous Optical Channel Service, mileage is computed and rates applied separately for each section of the Channel Mileage, i.e.,

- customer designated premises serving wire center to an Add/Drop Multiplexing (ADM) equipped wire center,
- ADM equipped wire center to ADM equipped wire center,
- ADM equipped wire center to a customer designated premises serving wire center.

(TR)

## ACCESS SERVICE

7. Special Access Service (Cont'd)7.2 Rate Regulations (Cont'd)7.2.6 Facility Hubs

A customer has the option of ordering Voice Grade service or High Capacity services (i.e., DS1) to a facility hub for chanelizing to individual services requiring lower capacity facilities (e.g., Telegraph, Voice, Program Audio, etc.).

Different locations may be designated as hubs for different facility capacities, e.g., multiplexing from digital to digital may occur at one location while multiplexing from digital to analog may occur at a different location. When placing an Access Order the customer will specify the desired hub. EXCHANGE CARRIER ASSOCIATION TARIFF F.C.C. NO. 4 identifies serving wire centers, hub locations and the type of multiplexing functions available.

Some of the types of multiplexing available include the following:

- from higher to lower bit rate
- from higher to lower bandwidth
- from digital to voice frequency channels

Point to point services may be provided on channels of these services to a hub. The transmission performance for the point to point service provided between customer designated premises will be that of the lower capacity or bit rate. For example, when a 1.544 Mbps channel is multiplexed to voice frequency channels, the transmission performance of the channelized services will be Voice Grade, not High Capacity.

(TR)

Issued:

One Allied Drive  
Little Rock, AR 72203

Effective:

## ACCESS SERVICE

7. Special Access Service (Cont'd)7.2 Rate Regulations (Cont'd)7.2.6 Facility Hubs (Cont'd)

The Telephone Company will commence billing the monthly rate for the service to the hub on the date specified by the customer on the Access Order. Individual channels utilizing these services may be installed coincident with the installation of the service to the hub or may be ordered and/or installed at a later date, at the option of the customer. The customer will be billed for a Voice Grade or a High Capacity Channel Termination, Channel Mileage (when applicable), and the multiplexer at the time the service is installed. Individual service rates (by service type) will apply for a Channel Termination and additional Channel Mileage (as required) for each channelized service. These will be billed to the customer as each individual service is installed.

Cascading multiplexing occurs when a High Capacity service is de-multiplexed to provide channels with a lesser capacity. For example, a DS1 channel is de-multiplexed to 24 individual Voice Grade channels.

When cascading multiplexing is performed, whether in the same or a different hub, a charge for the additional multiplexing unit also applies. When cascading multiplexing is performed at different hubbing locations, Channel Mileage charges also apply between the hubs.

The Telephone Company will designate hubs for Video and Program Audio Services. Full-time or part-time service may be provided between customer designated premises or between a customer designated premises and a hub and billed accordingly at the monthly rates set forth in 7.8 and 7.9 following for a Channel Termination, Channel Mileage and Optional Features and Functions, as applicable.

When the service is ordered to a hub, the customer may order a full-time or part-time Video and Program Audio services as needed between that hub and

(TR)

Issued:

One Allied Drive  
Little Rock, AR 72203

Effective:

## ACCESS SERVICE

7. Special Access Service (Cont'd)7.2 Rate Regulations (Cont'd)7.2.6 Facility Hubs (Cont'd)

additional customer designated premises. The rate elements required to provide the part-time service (i.e., Channel Termination, Channel Mileage and Optional Features and Functions, as applicable) will be billed at daily rates for the duration of the service requested.

7.2.7 Mixed Use

Mixed use refers to a rate application applicable only when the customer orders High Capacity Special Access or Synchronous Optical Channel Service facilities between a customer designated premises and a Telephone Company hub where the Telephone Company performs multiplexing/demultiplexing functions and the same customer then orders the derived channels as Special and Switched Access Services. If the customer has Switched Access Service between a customer designated premises and an end office that is multiplexed at a Telephone Company hub or ADM equipped wire center and subsequently orders the derived channels as Special and Switched Access Service, rates and charges will apply as if the service were ordered as mixed use.

Except as noted above, the High Capacity or Synchronous Optical Channel facility will be ordered, provided and rated as Special Access Service (i.e., Channel Termination, Channel Mileage, as appropriate, Multiplexing, Customer Node, Customer Premises Port, and Add/Drop Multiplexing). The nonrecurring charge that applies when the mixed use facility is installed will be the nonrecurring charge associated with the appropriate Special Access High Capacity Channel Termination. Rating as Special Access will continue until such time as the customer chooses to use a portion of the available capacity for Switched Access Service. Individual service (i.e., Switched or Special Access) nonrecurring charges will not apply to the individual channels of the mixed use facility.

When Special Access Service is provided utilizing a channel of the mixed use facility to a hub, High Capacity rates and charges will apply for the facility to the hub, as set forth preceding, and individual service rates and charges will apply from the hub to the customer designated premises. The rates and charges that will apply to the portion from the hub to the customer designated premises will be dependent on the specific type of Special Access Service that is provided (e.g., Voice Grade, Telegraph, etc.). The applicable rates and charges will include a Channel Termination and Channel Mileage, if applicable. Rates and charges for optional features and functions associated with the service, if any, will apply for the appropriate channel type.

(TR)

Issued:

One Allied Drive  
Little Rock, AR 72203

Effective:

## ACCESS SERVICE

7. Special Access Service (Cont'd)7.2 Rate Regulations (Cont'd)7.2.7 Mixed Use (Cont'd)

As each individual channel is activated for Switched Access Service, the High Capacity Special Access Channel Termination, Channel Mileage, and Multiplexing rates will be reduced accordingly (e.g., 1/24th for a DS1 service, 1/672nd for a per DS3 or DS3 capacity of 1, 1/2016th for a DS3 capacity of three, etc.).

Similarly, as each individual channel of a Special Access Synchronous Optical Channel Service is activated for Switched Access Service, the Special Access Channel Termination, Channel Mileage, Customer Node, Customer Premises Port, and Add/Drop Multiplexing rates will be reduced accordingly (e.g. 1/2016th for an OC3 service, 1/8064th for and OC12 service).

If the Special Access charges for the mixed use facility are subject to Service Discount Plan discounts (e.g., Term discount optional Rate Plan) as set forth in 7.2.8 following, the special Access charges will be reduced to reflect mixed use before the Service Discount Plan discounts are applied.

Switched Access Service rates and charges, as set forth in 6.8 preceding, will apply for each channel that is used to provide a Switched Access Service. Additionally, the Switched Access Service Entrance Facility, Direct-Trunked Transport, Multiplexing, Customer Node, Customer Premises Port, and Add/Drop Multiplexing charges, if applicable, will be reduced by multiplying their respective rates by the ratio of derived Switched Access Service channels to the total number of Voice Grade channels that can be derived.

The following table shows the total voice grade equivalents for each of the services that may be used for Mixed Use:

High Capacity or Synchronous optical Channel Service	DS3 Quantities	DS1 Quantities	Voice Grade Equivalents
DS1	n/a	1	24
DS3	1	28	672
OC3	3	84	2,016
OC12	12	336	8,064

The customer must place an order for each individual Switched or Special Access Service utilizing the Mixed Use Facilities and specify the channel assignment for each such service.

(TR)

Issued:

One Allied Drive  
Little Rock, AR 72203

Effective:

## ACCESS SERVICE

7. Special Access Service (Cont'd)7.2 Rate Regulations (Cont'd)7.2.8 Service Discount Plans (Cont'd)

There are two Service Discount Plans: a High Capacity Optional Rate Plan and a Synchronous Optical Channel Service Optional Rate Plan.

(A) High Capacity Optional Rate plans

There are two High Capacity Optional Rate plans; a Term Discount plan and a Capacity Discount plan.

The Term Discount plan applies to Special Access DS3 High Capacity Service Channel Termination, Channel Mileage Facility and Channel Mileage Termination monthly rates, as set forth following. The amount of the discount differs based on the length of the service commitment period selected by the customer.

Discounts for the Term Discount plan are only applied to High Capacity Service provided a customer within the same state and LATA by the same telephone company.

Discounts for the Capacity Discount plan are only applied to Special Access DS3 High Capacity Service Channel Termination monthly rates as set forth in 7.11.6 following.

The minimum service period on a monthly rate basis is one month for DS1 service and twelve months for DS3 service.

(TR)

Issued:

One Allied Drive  
Little Rock, AR 72203

Effective:

## ACCESS SERVICE

7. Special Access Service (Cont'd)7.2 Rate Regulations (Cont'd)7.2.8 Service Discount Plans (Cont'd)(A) High Capacity Optional Rate plans (Cont'd)(1) Term Discounts

DS3 High Capacity Special Access Service may be ordered at the customer's option on a monthly rate basis or for Term Discount periods of 36 months (3 years) or 60 months (5 years).

The minimum service period for all Term Discount plans is twelve months. The customer must specify the length of the service commitment period at the time the service is ordered.

For customers that subscribe to the Term Discount plan for 36 or 60 months, the Term Discount Rates as set forth in 7.11.6 following will be frozen from Company initiated increases, for the entire discount period at the rates in effect at the beginning of the term Discount period.

If a Term Discount rate decrease occurs during the term of an existing Term Discount plan, the decreased rate will be applied automatically to the remainder of the current Term Discount period.

At the end of the Term Discount period, the customer may convert to month-to-month service or subscribe to a new Term Discount Plan. If the customer does not make a choice by the end of the discount period, the rates will automatically convert to month-to-month service rates.

(TR)

Issued:

One Allied Drive  
Little Rock, AR 72203

Effective:

## ACCESS SERVICE

7. Special Access Service (Cont'd)7.2 Rate Regulations (Cont'd)7.2.8 Service Discount Plans (Cont'd)(A) High Capacity Optional Rate plans (Cont'd)(1) Term Discounts (Cont'd)

To be included in a Service Term Discount plan, all eligible High Capacity rate elements must be ordered for the same commitment term (i.e., all 36 months or all 60 months) and with the same service date. When additional capacity is subsequently added, it will be available only on a month-to-month basis unless the discount period of the entire service is upgraded.

Eligible DS3 High Capacity rate elements are those Channel Terminations, Channel Mileage Facility and Channel Mileage Terminations provided to a customer within the same state and LATA by the same telephone company.

(TR)

Issued:

One Allied Drive  
Little Rock, AR 72203

Effective:



## ACCESS SERVICE

7. Special Access Service (Cont'd)7.2 Rate Regulations (Cont'd)7.2.8 Service Discount Plans (Cont'd)(A) High Capacity Optional Rate plans (Cont'd)(1) Term Discounts (Cont'd)(a) Upgrades in Term Discounts

Services provided under monthly rates or Term Discount rates may be upgraded to a Term Discount plan at any time without incurring Channel Termination nonrecurring charges or discontinuance charges for existing services. The new Term Discount plan must meet or exceed the service term of the plan being upgraded. For example, a service with a 36-month commitment period may be upgraded to a new 36-month or 60-month service period. The monthly rates will be those that are in effect at the time the service is upgraded. A new minimum service period applies to all High Capacity Service that is upgraded.

(TR)

Issued:

One Allied Drive  
Little Rock, AR 72203

Effective:

## ACCESS SERVICE

7. Special Access Service (Cont'd)7.2 Rate Regulations (Cont'd)7.2.8 Service Discount Plans (Cont'd)(A) High Capacity Optional Rate plans (Cont'd)(1) Term Discounts (Cont'd)(b) Upgrades in Capacity (DS1 to DS3)

A new minimum service period applies to all upgrades. Channel Termination nonrecurring charges for an equivalent channel capacity of the existing services being upgraded to the higher speed service will not be assessed. For example, 30 DS1 Services are being upgraded to DS3 Service. A capacity of 3 is installed at the customer's request. A total of 2 DS3 Channel rate elements will be installed without Channel Termination nonrecurring charges being assessed as it will require 2 DS3 Channel rate elements to provide the equivalent channel capacity of the existing services. Channel Termination nonrecurring charges will not apply to the upgraded lower speed services placed on the higher speed service if requested at the same time as the upgrade request. Channel Termination nonrecurring charges will apply for capacity that exceeds the existing equivalent channel capacity.

(TR)

Issued:

One Allied Drive  
Little Rock, AR 72203

Effective:

## ACCESS SERVICE

7. Special Access Service (Cont'd)7.2 Rate Regulations (Cont'd)7.2.8 Service Discount Plans (Cont'd)(A) High Capacity Optional Rate plans (Cont'd)(1) Term Discounts (Cont'd)(c) Discontinuance of Service

If the customer chooses to disconnect all or a portion of the service prior to the expiration of the Term Discount period, discontinuance charges will apply to the portion of the service being discontinued.

Should the customer choose to discontinue a Term Discount plan prior to the completion of the minimum service period, discontinuance charges will apply. Discontinuance charges equal to one-hundred percent of the total undiscounted monthly rates, less any amounts previously paid, will apply for the minimum service period.

Additionally, discontinuance charges of fifty percent of the total undiscounted monthly DS3 charges will apply to the remaining portion of the discount service term.

Should the customer choose to discontinue service ordered under a Term Discount plan after the minimum service period but before the completion of the discount period, discontinuance charges will apply. Discontinuance charges of fifty percent for DS3 Service, of the total undiscounted monthly charges will apply to the remaining portion of the discount period. For example, a customer has a DS3 Service which it chooses to discontinue after 33 months into a 60-month service term. The discontinuance charge would be 0.50 times 27 months times the undiscounted monthly rate for that service.

(TR)

Issued:

One Allied Drive  
Little Rock, AR 72203

Effective:

## ACCESS SERVICE

7. Special Access Service (Cont'd)7.2 Rate Regulations (Cont'd)7.2.8 Service Discount Plans (Cont'd)(A) High Capacity Optional Rate plans (Cont'd)(2) DS3 Capacity Discounts

DS3 High Capacity Service may also be ordered at discounted rates in capacities of 3, 6 and 12 systems under a Capacity Discount Plan. Capacity Discounts apply only to DS3 Channel Terminations (i.e., DS3 Capacity Interfaces and DS3 Channels Installed). DS3 Capacity Discounts may be ordered as part of, or separate from Term Discount plans. When ordered in conjunction with Term Discount plans, the DS3 Channel Terminations must all be ordered under the same month-to-month rate or Term Discount plan with the same service period and service date.

For DS3 High Capacity Channel Terminations the Capacity Interface must be ordered before or in conjunction with an associated DS3 Channel Installed. In addition, the Capacity Interface can not be disconnected until all of the DS3 Channels Installed are disconnected.

High Capacity Channel Mileage Facility and Channel Mileage Termination charges will apply as required Per DS3 Channel Installed. Capacity Discounts will not apply to these rate elements.

Capacity Discounts will only apply on DS3 Channel Terminations ordered between a serving wire center and customer location, over the same route. Channel Terminations associated with facilities provided between the same serving wire center and customer location via a second or alternate route will not be included as part of the same Capacity Discount plan as the primary route.

The minimum service period for all Capacity Discount plans is twelve months.

(TR)

Issued:

One Allied Drive  
Little Rock, AR 72203

Effective:

## ACCESS SERVICE

7. Special Access Service (Cont'd)7.2 Rate Regulations (Cont'd)7.2.8 Service Discount Plans (Cont'd)(A) High Capacity Optional Rate plans (Cont'd)(2) DS3 Capacity Discounts (Cont'd)(a) Upgrades in DS3 Capacity Discounts

Services rated under the DS3 monthly rate plan may be upgraded to a Capacity Discount Plan at any time, without incurring Channel Termination nonrecurring or discontinuance charges for existing services.

Customers with a capacity of 1, 3 or 6 DS3 High Capacity Special Access Systems may upgrade to a new Capacity Discount without incurring Channel Termination nonrecurring or discontinuance charges for existing capacity. This upgrade will be allowed provided the customer designated premises remain the same. Additionally, the new Channel Termination capacity must exceed the Channel Termination capacity of the plan being upgraded. For example, a customer orders a Capacity of 3 DS3 Interface with 2 DS3 Channels Installed. Subsequently, the customer requests an upgrade to a Capacity of 12 DS3 Interface and adds an additional 3 DS3 Channels installed. The monthly rates will be those that are in effect at the time the service is upgraded. A new minimum service period applies to all services that are upgraded. Full Channel Termination nonrecurring charges as set forth in Section 7.11.6 will apply only to the 3 additional DS3 Channels added at the time of the discount plan upgrade.

(TR)

## ACCESS SERVICE

7. Special Access Service (Cont'd)7.2 Rate Regulations (Cont'd)7.2.8 Service Discount Plans (Cont'd)(A) High Capacity Optional Rate plans (Cont'd)(2) DS3 Capacity Discounts (Cont'd)(a) Upgrades in DS3 Capacity Discounts (Cont'd)

Customers that subscribe to DS3 Capacity Discount plan may upgrade to a larger Capacity Interface. Discontinuance charges will not apply if all the following conditions are met:

- the customer's order for the disconnect of the current DS3 Capacity Interface and order for the installation of the upgraded DS3 Capacity Interface are received by the telephone company at the same time and specifies that the capacity of service is to be upgraded,
- the customer's disconnect order for the existing DS3 Service must reference the new connection order,
- the new service is provided between the same customer locations as the discontinued service,
- the new service has a DS3 Capacity Interface larger than the Capacity Interface of the discount plan or plans being discontinued and,
- any applicable DS3 High Capacity Term Discount plan time period is reestablished or upgraded at the time of the upgrade in the Capacity Discount plan.

(TR)

Issued:

One Allied Drive  
Little Rock, AR 72203

Effective:

## ACCESS SERVICE

7. Special Access Service (Cont'd)7.2 Rate Regulations (Cont'd)7.2.8 Service Discount Plans (Cont'd)(A) High Capacity Optional Rate plans (Cont'd)(2) DS3 Capacity Discounts (Cont'd)(b) Conversion from DS3 Capacity Discounts to Synchronous Optical Channel Service

Customers that subscribe to the DS3 Capacity Discount plan may convert to Synchronous Optical Channel Service (SOCS). Discontinuance charges will not apply if all the following conditions are met:

- The customer's order for the disconnect of the current DS3 service and order for the installation of SOCS are received by the telephone company at the same time and,
- The customer's disconnect order for the existing DS3 service must reference the new SOCS order,
- The new service is provided between the same customer locations as the discontinued service,
- The new service has a DS3 Capacity no larger than the Capacity Interface of the discount plan or plans being discontinued and,
- The term discount period for any applicable DS3 Capacity Discount Plan with an associated Term Discount Plan must be reestablished or upgraded at the time of the conversion to SOCS.

(TR)

Issued:

One Allied Drive  
Little Rock, AR 72203

Effective:

## ACCESS SERVICE

7. Special Access Service (Cont'd)7.2 Rate Regulations (Cont'd)7.2.8 Service Discount Plans (Cont'd)(B) Synchronous Optical Channel Service Optional Rate Plan

The Synchronous Optical Channel Service Optional Rate Plan offers a Term Discount. The Term Discount applies to Channel Terminations, Channel Mileage and Optional Features and Functions monthly rates, as set forth following. The Term Discount percentages for the Synchronous Optical Channel Service Term Discount are as set forth in 7.12.4(D) following.

Discounts for the Synchronous Optical Channel Service Optional Rate Plan are only applied to Synchronous Optical Channel Service provided to a customer within the same state and LATA by the same Telephone Company.

OC3/OC3c and OC12 Synchronous Optical Channel Service may be ordered at the customer's option on a monthly rate basis or for Term Discount periods of 36 months (3 years) or 60 months (5 years).

The minimum service period for all term discount plans is twelve months. The customer must specify the length of the service commitment period at the time the service is ordered.

For customers that subscribe to the Term Discount plan for 36 or 60 months, the Term Discount percentage as set forth in 7.12.4(D) following will be frozen from Company initiated decreases, for the entire discount period at the percent in effect at the beginning of the Term Discount period.

If a Term Discount percentage increase occurs during the term of an existing Term Discount plan, the increased percentage will be applied automatically to the remainder of the current Term Discount period.

At the end of the Term Discount period, the customer may convert to month-to-month service or subscribe to a new Term Discount plan. If the customer does not make a choice by the end of the discount period, the rates will automatically convert to month-to-month service rates. The minimum service period on a monthly rate basis is twelve months for Synchronous Optical Channel Service.

To be included in a Term Discount plan, all eligible Synchronous Optical Channel Service rate elements must be ordered for the same commitment term (i.e., all 36 months or all 60 months) and with the same service date. When additional capacity is subsequently added, it will be available only on a month-to-month basis unless the discount period of the entire service is upgraded.

(TR)

Issued:

One Allied Drive  
Little Rock, AR 72203

Effective:



## ACCESS SERVICE

7. Special Access Service (Cont'd)7.2 Rate Regulations (Cont'd)7.2.8 Service Discount Plans (Cont'd)(B) Synchronous Optical Channel Service Optional Rate Plan

Eligible OC3/OC3c or OC12 Synchronous Optical Channel Service rate elements are those Channel Terminations, Channel Mileage Facility, Channel Mileage Terminations, Customer Nodes, Customer Premises Ports and Central Office Ports provided to a customer within the same state and LATA by the same Telephone Company. As long as the number of OC3s, OC3cs or OC12s included in a Term Discount plan remains constant, customer requests to install and disconnect OC3, OC3c or OC12 services, including changes affecting different wire centers and/or customer designated premises, will not change the current Term Discount period or the minimum service period, and Discontinuance of Service charges as set forth in (3) following will not apply.

(1) Upgrades in Term Discounts

Services provided under monthly rates or Term Discount rates may be upgraded to a Term Discount plan at any time without incurring nonrecurring charges or discontinuance charges for existing services. The new Term Discount plan must meet or exceed the service term of the plan being upgraded. For example, a service with a 36 month commitment period may be upgraded to a new 36 month, or 60 month service period. The monthly rates will be those that are in effect at the time the service is upgraded. A new minimum service period applies to all Synchronous Optical Channel Service that is upgraded.

(2) Upgrades in Capacity (OC3/OC3c to OC12)

If the customer chooses to upgrade a service under the Term Discount rate plan to a higher capacity (i.e., OC3/OC3c to OC12), discontinuance charges will not apply, provided all the following conditions are met:

- the customer's order for the
- disconnect of the existing OC3/OC3c Service and the installation of the new OC12 Service are received at the same time and specifically reference the application of upgrade in capacity,
- the customer's disconnect order for the existing OC3/OC3c Service must reference the OC12 Service installation order,
- the new service has a total channel capacity greater than the total channel capacity of the service being discontinued and,
- the new Term Discount period meets or exceeds the Term Discount period being discontinued.

(TR)

Issued:

One Allied Drive  
Little Rock, AR 72203

Effective:

## ACCESS SERVICE

7. Special Access Service (Cont'd)7.2 Rate Regulations (Cont'd)7.2.8 Service Discount Plans (Cont'd)(B) Synchronous Optical Channel Service Optional Rate Plan (Cont'd)(2) Upgrades in Capacity (OC3/OC3c to OC12) (Cont'd)

A new minimum service period applies to all upgrades. Nonrecurring charges will not be assessed when an existing OC3/OC3c service is upgraded to an equivalent channel capacity at a higher speed.

Should the customer choose to upgrade either a portion of, or the entire OC3/OC3c Service under the Term Discount plan to an OC12 Service and move the service to a new customer location(s) within the same state and LATA, and when service is provided by the same telephone company, discontinuance charges will not apply.

(3) Discontinuance of Service

If the customer chooses to disconnect all or a portion of the service prior to the expiration of the Term Discount period, discontinuance charges will apply to the portion of the service being discontinued.

Should the customer choose to discontinue a Term Discount plan prior to the completion of the minimum service period, discontinuance charges will apply. Discontinuance charges equal to one-hundred percent of the total undiscounted monthly rates, less any amounts previously paid, will apply for the minimum service period. Additionally, discontinuance charges of fifteen percent for OC3/OC3c service, and fifty percent for OC12 service, of the total undiscounted monthly charges will apply to the remaining portion of the discount service term.

Should the customer choose to discontinue service ordered under a Term Discount plan after the minimum service period but before the completion of the discount period, discontinuance charges will apply. Discontinuance charges of fifteen percent for OC3/OC3c Service, and fifty percent for OC12 Service, of the total undiscounted monthly charges will apply to the remaining portion of the discount period. For example, a customer has an OC3 Service which it chooses to discontinue after 33 months into a 60-month service term. The discontinuance charge would be 0.15 times 27 months times the undiscounted monthly rates for that service.

(TR)

Issued:

One Allied Drive  
Little Rock, AR 72203

Effective:

## ACCESS SERVICE

7. Special Access Service (Cont'd)7.2 Rate Regulations (Cont'd)7.2.9 Density Pricing Zones

A system of density pricing has been established wherein each serving wire center and each meet-point with another Telephone Company is assigned to a zone. Services designated as subject to competition may have rates and charges, as set forth in 7.11 following, that vary between zones for the same service.

Interoffice facilities (Channel Mileage Facility and Channel Mileage Termination) between serving wire centers, or between a serving wire center and a meet-point with another Telephone Company, in different density pricing zones shall be rated with the price from the highest priced zone associated with the specific circuit. Channel Terminations and other zoned special access services are rated from the serving wire center to which they are connected.

Density pricing zones, applicable to serving wire centers, are identified in National Exchange Carrier Association, Inc. Tariff F.C.C. No. 4. Meet-points with another Telephone Company are assigned to density pricing zone 3.

(TR)

Issued:

One Allied Drive  
Little Rock, AR 72203

Effective:

ACCESS SERVICE

7. Special Access Service (Cont'd)

7.3 Surcharge for Special Access Service

7.3.1 General

- (A) Special access services provided under this tariff may be subject to the monthly Special Access Surcharge.

7.3.2 Application

- (A) The Special Access Surcharge will apply to each interstate Special Access Service that terminates on an end user's PBX or other device where, through a function of the device, the Special Access Service interconnects to the local exchange network. Interconnection functions include, but are not limited to, wiring and software functions, bridging, switching or patching of calls or stations. the Surcharge will apply irrespective of whether the interconnection function is performed in equipment located at the customer's premises or in a Centrex Co-type switch.

(TR)

Issued:

One Allied Drive  
Little Rock, AR 72203

Effective:

## ACCESS SERVICE

7. Special Access Service (Cont'd)7.3 Surcharge for Special Access Service (Cont'd)7.3.2 Application (Cont'd)

- (B) Special Access Service will be exempted from the Surcharge by the Telephone Company upon receipt of the customer's written certification for the following Special Access Service terminations:
- (1) an open-end termination in a Telephone Company switch of an FX line, including CCSA and CCSA-equivalent ONALs; or
  - (2) an analog channel termination that is used for radio or television program transmission; or
  - (3) a termination used for TELEX service; or
  - (4) a termination that by the nature of its operating characteristics could not make use of Telephone Company common lines such as, terminations which are restricted through hardware or software; or
  - (5) a termination that interconnects either directly or indirectly to the local exchange network where the usage is subject to Carrier Common Line charges such as, where the Special Access Service accesses only FGA and no local exchange lines, or Special Access Service between customer points of termination, or Special Access Service connecting CCSA or CCSA-type equipment (inter-machine trunks); or
  - (6) a termination that the customer certifies to the Telephone Company is not connected to a PBX or other device which interconnects the Special Access Service to a local exchange subscriber line.

(TR)

Issued:

One Allied Drive  
Little Rock, AR 72203

Effective:

## ACCESS SERVICE

7. Special Access Service (Cont'd)7.3 Surcharge for Special Access Service (Cont'd)7.3.3 Exemption of Special Access Surcharge

- (A) Special Access Services which are terminated as set forth in 7.3.2(B) preceding will be exempted from the Special Access Surcharge if the customer provides the Telephone Company with written exemption certification. The certification may be provided to the Telephone Company (1) at the time the Special Access Service is ordered or installed; (2) at such time as the service is reterminated to a device which does not interconnect to local exchange facilities, or (3) at such time as the service becomes associated with a Switched Access Service that is subject to Carrier Common Line Charges.
- (B) The exemption certification is to be provided by the customer ordering the service. The certification must be signed by the customer or authorized representative and include the category of exemption, as set forth in 7.3.2(B) preceding, for each termination, and the date when the exemption is effective.
- (C) The customer shall also notify the Telephone Company when an exempted Special Access Service is changed or reterminated such that the exemption is no longer applicable.
- (D) The Telephone Company will work cooperatively with the customer to resolve any questions regarding the exemption certification. In addition, the Telephone Company may withhold exemption of the service until the dispute is resolved.

(TR)

Issued:

One Allied Drive  
Little Rock, AR 72203

Effective:

## ACCESS SERVICE

7. Special Access Service (Cont'd)7.3 Surcharge for Special Access Service (Cont'd)7.3.4 Rate Regulations

- (A) The Surcharge will apply as set forth in 7.3.2(A) preceding, except that a surcharge will be assessed on a per voice grade equivalent basis for Special Access Services derived from High Capacity Special Access Services as shown in the following example:

<u>Special Access Service</u>	<u>Voice Grade Equivalent</u>		<u>Surcharge</u>	<u>Monthly Charge</u>
DS1	24	x	\$25	= \$600.00

In the case of multipoint Special Access Services, one Special Access Surcharge will apply for each termination of a Special Access Channel at an end user's premises.

- (B) The Telephone Company will bill the appropriate Special Access Surcharge to the ordering customer for each interstate Special Access Service installed unless exemption certification is provided as set forth in 7.3.3 preceding.
- (C) If a written certification is not received at the time the Special Access Service is obtained, the Surcharge will be applied. Exempt status will become effective on the certification date indicated by the customer, subject to the regulations set forth in (D) following.

(TR)

Issued:

One Allied Drive  
Little Rock, AR 72203

Effective:

## ACCESS SERVICE

7. Special Access Service (Cont'd)7.3 Surcharge for Special Access Service (Cont'd)7.3.4 Rate Regulations (Cont'd)

## (D) Crediting the Surcharge

The Telephone Company will cease billing the Special Access Surcharge when certification, as set forth in 7.3.3 preceding, is received. If the status of the Special Access Service was changed prior to receipt of the exemption certification, the Telephone Company will credit the customer's account, not to exceed ninety (90) days, based on the effective date of the change as specified by the customer in the letter of certification.

## (E) Surcharge Payment Deferral Provision

The Telephone Company will bill the surcharge on Special Access facilities in service as of June 1, 1986, used in the provision of WATS or WATS-type service through a Telephone Company designated WATS Serving Office (WSO). Payment of such surcharge may be deferred, without penalty, for up to ninety (90) days from the date of the first bill rendered for the Special Access Surcharge.

If appropriate exemption certification is not received by the Telephone Company by the end of the ninety (90) days deferral period, the billed Special Access Surcharge will become due. These charges, if unpaid, will be subject to a late payment charge as set forth in Section 2.4.1(B)(2) preceding.

7.3.5 Rate

	<u>USOC</u>	Monthly <u>Rate</u>
Surcharge for Special Access Service -Per Voice Grade Equivalent		
All Companies	S25	\$25.00

(TR)

Issued:

One Allied Drive  
Little Rock, AR 72203

Effective:



## ACCESS SERVICE

7. Special Access Service (Cont'd)7.5 Metallic Service7.5.1 Basic Channel Description

A Metallic channel is an unconditioned two-wire channel arranged to transmit direct current and capable of transmitting low speed varying signals at rates up to 30 baud. This channel is provided by metallic or equivalent facilities. Metallic channels are provided between customer designated premises or between a customer designated premises and a Telephone Company hub or hubs where bridging functions are performed. Interoffice metallic facilities will be limited in length to a total of five miles per channel.

It is expressly declared that metallic facilities are in continually decreasing supply and the Company is not obligated to continue to provide such facilities. Due to facility rearrangements, continued use of metallic facilities may be denied to existing customers with no obligation on the Company's part to pay customer equipment rearrangement costs. The Company will give the customer 90 days notification of this type of facility rearrangements. Metallic facilities are provided only where existing facilities and operating conditions permit.

7.5.2 Technical Specifications Packages

<u>Parameter</u>	<u>Package MT-</u>			
	<u>C*</u>	<u>1</u>	<u>2</u>	<u>3</u>
DC Resistance				
Between Conductors	X	X	X	
Loop Resistance	X			X
Shunt Capacitance		X		X

The technical specifications are delineated in Technical Reference TR-NPL-000336.

- \* All parameters are available within the ranges selected by the customer where technically feasible.

(TR)

Issued:

One Allied Drive  
Little Rock, AR 72203

Effective:

## ACCESS SERVICE

7. Special Access Service (Cont'd)7.5 Metallic Service (Cont'd)7.5.3 Channel Interfaces

Compatible channel interfaces are set forth in 15.3 following.

7.5.4 Optional Features and Functions(A) Central Office Bridging Capability

- (1) Three Premises Bridging - Provision of tip-to-tip and ring-to-ring connection in a central office of a metallic pair to a third customer designated premises.
- (2) Series Bridging of up to 26 customer designated premises.

The following table shows the technical specifications packages with which the optional features and functions are available.

		<u>Available with Technical Specifications Package MT-</u>			
		<u>C</u>	<u>1</u>	<u>2</u>	<u>3</u>
Three Premises Bridging		X	X		X
Series Bridging	X		X		

(TR)

Issued:

One Allied Drive  
Little Rock, AR 72203

Effective:

## ACCESS SERVICE

7. Special Access Service (Cont'd)7.5 Metallic Service (Cont'd)7.5.5 Rates and Charges

	<u>USOC</u>	<u>Monthly Rate</u>	<u>Nonrecurring Charge</u>
(A) Channel Termination			
Per Termination	T6ECS		
ALLTEL Nebraska		\$ 7.49	\$203.05
Kentucky ALLTEL - Lexington		None	None
Kentucky ALLTEL - London		\$26.25	\$200.00
	<u>USOC</u>	<u>Monthly Rate</u>	
(B) Channel Mileage			
(1) Channel Mileage Facility			
- Per Mile	CMF		
ALLTEL Nebraska			\$17.00
Kentucky ALLTEL - Lexington			None
Kentucky ALLTEL - London			\$ 1.05
(2) Channel Mileage Termination			
- Per Termination	CMT		
ALLTEL Nebraska			None
Kentucky ALLTEL - Lexington			None
Kentucky ALLTEL - London			\$15.75
(C) Optional Features and Functions			
(1) Bridging			
(a) Three Premises Bridging			
- Per Port	BCNM3		
ALLTEL Nebraska			\$1.12
Kentucky ALLTEL - Lexington			None
Kentucky ALLTEL - London			\$8.00
(b) Series Bridging			
- Per Port	BCNMS		
ALLTEL Nebraska			\$1.12
Kentucky ALLTEL - Lexington			None
Kentucky ALLTEL - London			\$8.00

(TR)

Issued:

One Allied Drive  
Little Rock, AR 72203

Effective:

## ACCESS SERVICE

7. Special Access Service (Cont'd)7.6 Telegraph Grade Service7.6.1 Basic Channel Description

A Telegraph Grade channel is an unconditioned channel capable of transmitting binary signals at rates of 0-75 baud or 0-150 baud. This channel is furnished for half-duplex or duplex operation. Telegraph Grade channels are provided between customer designated premises or between a customer designated premises and a Telephone Company hub or hubs.

7.6.2 Technical Specifications Packages

<u>Parameter</u>		<u>Package TG-</u>		
		<u>C*</u>	<u>1</u>	<u>2</u>
Telegraph Distortion	X	X	X	

The technical specifications are delineated in Technical Reference TR-NPL-000336.

7.6.3 Channel Interfaces

Compatible channel interfaces are set forth in 15.3 following.

7.6.4 Optional Features and Functions

## (A) Telegraph Bridging (two-wire and four-wire)

The following table shows the technical specifications packages with which the optional features and functions are available.

	<u>Available with Technical Specifications Package TG-</u>		
	<u>C*</u>	<u>1</u>	<u>2</u>
Telegraph Bridging	X	X	X

\* All parameters are available within ranges selected by the customer where technically feasible.

(TR)

## ACCESS SERVICE

7. Special Access Service (Cont'd)7.6 Telegraph Grade Service (Cont'd)7.6.5 Rates and Charges

	<u>USOC</u>	<u>Monthly Rate</u>	<u>Nonrecurring Charge</u>
(A) Channel Termination			
- Per Termination			
- Two-Wire	T6E2X		
ALLTEL Nebraska		\$19.92	\$203.05
Kentucky ALLTEL - Lexington		None	None
Kentucky ALLTEL - London		\$26.25	\$200.00
-Four-Wire	T6E4X		
ALLTEL Nebraska		\$31.86	\$203.05
Kentucky ALLTEL - Lexington		None	None
Kentucky ALLTEL - London		\$40.80	\$200.00
(B) Channel Mileage	<u>USOC</u>	<u>Monthly Rate</u>	
(1) Channel Mileage Facility			
- Per Mile	CMF		
ALLTEL Nebraska			\$1.26
Kentucky ALLTEL - Lexington			None
Kentucky ALLTEL - London			\$1.05
(2) Channel Mileage Termination			
- Per Termination	CMT		
ALLTEL Nebraska			\$10.47
Kentucky ALLTEL - Lexington			None
Kentucky ALLTEL - London			\$15.75
(C) Optional Features and Functions			
(1) Telegraph Bridging			
Two-Wire and Four-Wire			
- Per Port			
- Two-Wire	BCNT2		
ALLTEL Nebraska			\$1.12
Kentucky ALLTEL - Lexington			None
Kentucky ALLTEL - London			\$8.00
- Four-Wire	BCNT4		
ALLTEL Nebraska			\$1.12
Kentucky ALLTEL - Lexington			None
Kentucky ALLTEL - London			\$8.00

(TR)

Issued:

One Allied Drive  
Little Rock, AR 72203

Effective:

## ACCESS SERVICE

7. Special Access Service (Cont'd)7.7 Voice Grade Service7.7.1 Basic Channel Description

A Voice Grade channel is a channel which provides voice frequency transmission capability in the nominal frequency range of 300 to 3000 Hz and may be terminated two-wire or four-wire. Voice Grade channels are provided between customer designated premises, between a customer designated premises and a Telephone Company hub or hubs, or between a customer designated premises and a WATS Serving Office (WSO).

7.7.2 Technical Specifications Packages

	Package VG-													
Parameter	C*	1	2	3	4	5	6	7	8	9	10	11	12	W
Attenuation														
Distortion	X	X	X	X	X	X	X	X	X	X	X	X	X	X
C-Message Noise	X	X	X	X	X	X	X	X	X	X	X	X	X	X
Echo Control	X	X	X	X		X		X	X			X	X	X
Envelope Delay														
Distortion	X						X	X	X	X	X	X	X	X
Frequency Shift	X						X	X	X	X	X	X	X	X
Impulse Noise	X					X	X	X	X	X	X	X	X	X
Intermodulation														
Distortion	X						X	X	X	X	X	X		X
Loss Deviation	X	X	X	X	X	X	X	X	X	X	X	X	X	X
Phase Hits, Gain														
Hits, and														
Dropouts	X													
Phase Jitter	X						X	X	X	X	X	X		X
Signal-to-C														
Message Noise					X									
Signal-to-C														
Notch Noise	X					X	X	X	X	X	X	X	X	X

\* The desired parameters are selected by the customer from the list of available parameters.

(TR)

Issued:

One Allied Drive  
Little Rock, AR 72203

Effective:

## ACCESS SERVICE

7. Special Access Service (Cont'd)7.7 Voice Grade Service (Cont'd)7.7.2 Technical Specifications Packages (Cont'd)

The technical specifications for these parameters (except for dropouts, gain hits, and phase hits) are delineated in Technical Reference TR-NPL-000334 and TR-NPL-000335 and associated Addendum. The technical specifications for dropouts, phase hits, and gain hits are delineated in Technical Reference PUB 41004, Table 4.

7.7.3 Channel Interfaces

The following channel interfaces for Voice Grade service do not require signaling capability: AH, DA, DB, DD, DE, DS, NO, PR and TF.

The following channel interfaces for Voice Grade service require signaling capability: AB, AC, CT, DX, DY, EA, EB, EC, EX, GO, GS, LA, LB, LC, LO, LR, LS, RV and SF.

Compatible channel interfaces are set forth in 15.3 following.

7.7.4 Optional Features and Functions(A) Central Office Bridging Capability

- (1) Voice Bridging (two-wire and four-wire)
- (2) Data Bridging (two-wire and four-wire)
- (3) Telephoto Bridging (two-wire and four-wire)

(TR)

Issued:

One Allied Drive  
Little Rock, AR 72203

Effective:

## ACCESS SERVICE

7. Special Access Service (Cont'd)7.7 Voice Grade Service (Cont'd)7.7.4 Optional Features and Functions (Cont'd)(C) Conditioning

Conditioning provides more specific transmission characteristics for Voice Grade services. C-Type conditioning controls attenuation distortion and envelope delay distortion. Sealing Current helps maintain continuity on dry metallic loops.

For two-point services, the parameters apply to each service. For multipoint services, the parameters apply to each mid-link or end link. C-Type conditioning and Data Capability may be combined on the same service.

(TR)



## ACCESS SERVICE

7. Special Access Service (Cont'd)7.7 Voice Grade Service (Cont'd)7.7.4 Optional Features and Functions (Cont'd)(C) Conditioning (Cont'd)(1) C-Type Conditioning

C-Type Conditioning is provided for the additional control of attenuation distortion and envelope delay distortion on data services. The attenuation distortion and envelope delay distortion specifications for C-Type Conditioning are delineated in Technical Reference TR-NPL-000335.

(2) Improved Attenuation Distortion\*

Improved Attenuation Distortion upgrades the frequency versus loss limits of the channel. The technical specifications for Improved Attenuation Distortion are delineated in Technical Reference TR-NPL-000335. This option is available only when ordered in combination with C-Type Conditioning.

(3) Improved Envelope Delay Distortion\*

Improved Envelope Delay Distortion upgrades the frequency versus delay response limits of the channel. The technical specifications for Improved Envelope Delay Distortion are delineated in Technical Reference TR-NPL-000335. This option is available only when ordered in combination with C-Type Conditioning.

\*Improved Attenuation Distortion and Improved Envelope Delay Distortion will continue to be provided to all customers who were provided with either or both of these optional features in conjunction with C-Type Conditioning prior to September 30, 1988.

(TR)

Issued:

One Allied Drive  
Little Rock, AR 72203

Effective:

## ACCESS SERVICE

7. Special Access Service (Cont'd)7.7 Voice Grade Service (Cont'd)7.7.4 Optional Features and Functions (Cont'd)(C) Conditioning (Cont'd)(4) Sealing Current Conditioning

Sealing Current Conditioning is provided to help maintain continuity on dry metallic loops. It is usually associated with four-wire DA or NO type channel interfaces.

(D) Customer Specified Premises Receive Level

This option allows the customer to specify the receive level at the Point of Termination. The level must be within a specific range on effective four-wire transmission. The ranges are delineated in Technical Reference TR-NPL-000335.

(E) Improved Return Loss

- (1) On Effective Four-Wire Transmission at Four-Wire Point of Termination (applicable to each two-wire port): Provides for a fixed 600 ohm impedance, variable level range and simplex reversal. Telephone Company equipment is required at the customer's premises where this option is ordered. The Improved Return Loss parameters are delineated in Technical Reference TR-NPL-000335.
- (2) On Effective Two-Wire Transmission at Two-Wire Point of Termination: Provides for more stringent Echo Control specifications. In order for this option to be applicable, the transmission path must be four-wire at one POT and two-wire at the other POT. Placement of Telephone Company equipment may be required at the customer's premises with the two-wire POT. The Improved Return Loss parameters are delineated in Technical Reference TR-NPL-000335.

(TR)

Issued:

One Allied Drive  
Little Rock, AR 72203

Effective:

## ACCESS SERVICE

7. Special Access Service (Cont'd)7.7 Voice Grade Service (Cont'd)7.7.4 Optional Features and Functions (Cont'd)(F) Data Capability (D Conditioning)

Data Capability provides a transmission characteristics suitable for data communications. Specifically, Data Capability provides for the control of Signal to C-Notched Noise Ratio and intermodulation distortion. It is available for two-point services or three-point multipoint services.

The Signal to C-Notched Noise Ratio and intermodulation distortion parameter for Data Capability are delineated in Technical Reference TR-NPL-000335.

When a service equipped with Data Capability is used for voice communications, the quality of the voice transmission may not be satisfactory.

(TR)

Issued:

One Allied Drive  
Little Rock, AR 72203

Effective:

ACCESS SERVICE

7. Special Access Service (Cont'd)

7.7 Voice Grade Service (Cont'd)

7.7.4 Optional Features and Functions (Cont'd)

(H) Signaling Capability

Signaling Capability provides for the ability to transmit signals from one customer premises to another customer premises on the same service.

(TR)

Issued:

One Allied Drive  
Little Rock, AR 72203

Effective:

## ACCESS SERVICE

7. Special Access Service (Cont'd)7.7 Voice Grade Service (Cont'd)7.7.4 Optional Features and Functions (Cont'd)(K) Four-Wire/Two-Wire Conversions

When a customer requests that an effective four-wire channel be terminated with a two-wire channel interface at the customer designated premises, a four-wire to two-wire conversion is required. The rate for the conversion is included as part of the basic Channel Termination rate. The Channel Termination rate is the four-wire rate.

(L) Improved Two-Wire Voice Transmission(1) Loss Deviation

The maximum Loss Deviation of the 1004 Hz loss relative to the Expected measured Loss (EML) is -4.0 dB to +4.0 dB.

(2) Attenuation Distortion

The maximum Attenuation Distortion in the 404 to 280 Hz frequency band relative to loss at 1004 Hz is -2.0 dB to +6.0 dB.

(TR)

Issued:

One Allied Drive  
Little Rock, AR 72203

Effective:

## ACCESS SERVICE

7. Special Access Service (Cont'd)7.7 Voice Grade Service (Cont'd)7.7.4 Optional Features and Functions (Cont'd)(L) Improved Two-Wire Voice Transmission (Cont'd)(3) C-Message Noise

The maximum C-Message Noise for the transmission path at the route miles listed is less than:

<u>Route Miles</u>	<u>C-Message Noise</u>
less than 50	35 dBrnc
51 to 100	37 dBrnc
101 to 200	40 dBrnc
201 to 400	43 dBrnc
401 to 1000	45 dBrnc

(4) Return Loss

The Return Loss, expressed as Echo Return Loss (ERL) and Singing Return Loss (SRL), is equal to or greater than:

ERL	13.0 dB
SRL	6.0 dB

The rate for the provision of Improved Two-Wire Voice Transmission is included as part of the basic Channel Termination rate.

The following table shows the technical specifications packages with which the optional features and functions are available.

(TR)

Issued:

One Allied Drive  
Little Rock, AR 72203

Effective:

## ACCESS SERVICE

7. Special Access Service (Cont'd)7.7 Voice Grade Service (Cont'd)7.7.4 Optional Features and Functions (Cont'd)

	Available with Technical Specifications Package VG-													W
	C	1	2	3	4	5	6	7	8	9	10	11	12	
C-Type Condi- tioning	X					X	X	X	X	X	X			
Central Office Bridging Capability	X		X			X	X				X	X	X	X
Customer Speci- fied Premises Re- ceive Level	X		X	X				X	X	X				
Data Capability	X						X	X			X			
Improved Atten- uation Dis- tortion	X					X	X	X	X	X	X			
Improved Enve- lope Delay Distortion	X					X	X	X	X	X	X			
Improved Return Loss For Effective Four-Wire Transmission	X	X	X	X	X	X	X	X	X	X	X	X	X	
For Effective Two-Wire Transmission	X		X	X				X						
Improved Two-Wire Voice Transmission														X
Sealing Current Conditioning	X						X							
Signaling Capa- bility	X	X	X	X				X	X	X				X
Effective Four-Wire Transmission	X	X	X	X		X		X						

(TR)

Issued:

One Allied Drive  
Little Rock, AR 72203

Effective:

## ACCESS SERVICE

7. Special Access Service (Cont'd)7.7 Voice Grade Service (Cont'd)7.7.5 Rates and Charges

	<u>USOC</u>	<u>Monthly Rate</u>	<u>Nonrecurring Charge</u>
(A) Channel Termination			
- Per Termination			
-Two-Wire	T6E2X		
ALLTEL Nebraska		\$17.00	\$213.29
Kentucky ALLTEL - Lexington		\$25.58	\$200.00
Kentucky ALLTEL - London		\$26.25	\$200.00
-Four-Wire	T6E4X		
ALLTEL Nebraska		\$26.20	\$213.29
Kentucky ALLTEL - Lexington		\$40.10	\$200.00
Kentucky ALLTEL - London		\$40.80	\$200.00

Includes Effective Four-Wire Transmission

## Inside Move

- Per Termination	IMCSP	
ALLTEL Nebraska		\$106.65
Kentucky ALLTEL - Lexington		None
Kentucky ALLTEL - London		None

	<u>USOC</u>	<u>Monthly Rate</u>
(B) Channel Mileage		
(1) Channel Mileage Facility		
- Per Mile	CMF	
ALLTEL Nebraska		\$ 1.21
Kentucky ALLTEL - Lexington		\$ 4.21
Kentucky ALLTEL - London		\$ 1.05
(2) Channel Mileage Termination		
- Per Termination	CMT	
ALLTEL Nebraska		\$13.69
Kentucky ALLTEL - Lexington		None
Kentucky ALLTEL - London		\$15.75

## (C) Optional Features and Functions

## (1) Bridging

(a) Voice Bridging

## Two-Wire/Four-Wire

- Per Port		
- Two-Wire	BCNV2	
ALLTEL Nebraska		\$1.29
Kentucky ALLTEL - Lexington		\$8.00
Kentucky ALLTEL - London		\$8.00
- Four-Wire	BCNV4	
ALLTEL Nebraska		\$ 1.29
Kentucky ALLTEL - Lexington		\$8.00
Kentucky ALLTEL - London		\$8.00

(TR)

Issued:

One Allied Drive  
Little Rock, AR 72203

Effective:



## ACCESS SERVICE

7. Special Access Service (Cont'd)7.7 Voice Grade Service (Cont'd)7.7.5 Rates and Charges (Cont'd)

	<u>USOC</u>	<u>Monthly Rate</u>
(C) Optional Features and Functions (Cont'd)		
(1) Bridging (Cont'd)		
(b) <u>Data Bridging</u>		
Two-Wire/Four-Wire		
- Per port		
- Two-Wire	BCND2	
ALLTEL Nebraska		\$1.29
Kentucky ALLTEL - Lexington		\$8.00
Kentucky ALLTEL - London		\$8.00
- Four-Wire	BCND4	
ALLTEL Nebraska		\$1.29
Kentucky ALLTEL - Lexington		\$8.00
Kentucky ALLTEL - London		\$8.00
(c) <u>Telephoto Bridging</u>		
Two-Wire/Four-Wire		
- Per port		
- Two-Wire	BCNF2	
ALLTEL Nebraska		\$1.29
Kentucky ALLTEL - Lexington		\$8.00
Kentucky ALLTEL - London		\$8.00
- Four-Wire	BCNF4	
ALLTEL Nebraska		\$1.29
Kentucky ALLTEL - Lexington		\$8.00
Kentucky ALLTEL - London		\$8.00

(TR)

Issued:

One Allied Drive  
Little Rock, AR 72203

Effective:

## ACCESS SERVICE

7. Special Access Service (Cont'd)7.7 Voice Grade Service (Cont'd)7.7.5 Rates and Charges (Cont'd)

	<u>USOC</u>	<u>Monthly Rate</u>
(C) Optional Features and Functions (Cont'd)		
(2) Conditioning		
- Per Termination		
- C - Type	X1CPT	
ALLTEL Nebraska		\$ 2.50
Kentucky ALLTEL - Lexington		\$ 1.50
Kentucky ALLTEL - London		\$11.12
- Improved Attenuation Distortion*	IAD	
ALLTEL Nebraska		None
Kentucky ALLTEL - Lexington		None
Kentucky ALLTEL - London		None
- Improved Envelope Delay Distortion*	IEDDC	
ALLTEL Nebraska		None
Kentucky ALLTEL - Lexington		None
Kentucky ALLTEL - London		None
- Sealing Current	1HBPT	
ALLTEL Nebraska		None
Kentucky ALLTEL - Lexington		None
Kentucky ALLTEL - London		None

\*Improved Attenuation Distortion and Improved Envelope Delay Distortion will continue to be provided to all customers who were provided with either or both of these optional features in conjunction with C-Type Conditioning prior to September 30, 1988.

(TR)

Issued:

One Allied Drive  
Little Rock, AR 72203

Effective:

## ACCESS SERVICE

7. Special Access Service (Cont'd)7.7 Voice Grade Service (Cont'd)7.7.5 Rates and Charges (Cont'd)

	<u>USOC</u>	<u>Monthly Rate</u>	<u>Nonrecurring Charge</u>
(C) Optional Features and Functions (Cont'd)			
(3) Improved Return Loss for Effective Two-Wire or Four- Wire Transmission			
- Per termination			
- Two-Wire	1RL2W		
ALLTEL Nebraska		\$3.64	None
Kentucky ALLTEL - Lexington		\$3.75	None
Kentucky ALLTEL - London		\$3.75	None
- Four-Wire	1RL4W		
ALLTEL Nebraska		\$3.64	None
Kentucky ALLTEL - Lexington		\$3.75	None
Kentucky ALLTEL - London		\$3.75	None
(4) Customer Specified Receive Level			
- Per two-wire termination	RLS		
ALLTEL Nebraska		None	None
Kentucky ALLTEL - Lexington		None	None
Kentucky ALLTEL - London		None	None
(5) Data Capability			
- Per termination	XDCPT		
ALLTEL Nebraska		\$8.90	\$119.69
Kentucky ALLTEL - Lexington		\$2.00	None
Kentucky ALLTEL - London		\$2.00	None
(6) Effective Four-Wire Transmission	HBC		
ALLTEL Nebraska		None	None
Kentucky ALLTEL - Lexington		None	None
Kentucky ALLTEL - London		None	None

(TR)

Issued:

One Allied Drive  
Little Rock, AR 72203

Effective:

## ACCESS SERVICE

7. Special Access Service (Cont'd)7.7 Voice Grade Service (Cont'd)7.7.5 Rates and Charges (Cont'd)

	<u>USOC</u>	<u>Monthly Rate</u>
(C) Optional Features and Functions (Cont'd)		
(8) Signaling Capability		
- Per termination	XSS++	
ALLTEL Nebraska		\$13.19
Kentucky ALLTEL - Lexington		\$10.00
Kentucky ALLTEL - London		\$16.51
AB		
AC		
CT		
DX		
DY		
EA		
EB		
EC		
EX		
GO		
GS		
LA		
LB		
LC		
LO		
LR		
LS		
RV		
SF		

(TR)

Issued:

One Allied Drive  
Little Rock, AR 72203

Effective:

## ACCESS SERVICE

7. Special Access Service (Cont'd)7.8 Program Audio Service7.8.1 Basic Channel Description

A Program Audio channel is a channel with bandwidth measured in Hz for the transmission of a complex signal voltage. The actual bandwidth is a function of the channel interface selected by the customer. Only one-way transmission is provided. Program Audio channels are provided between customer designated premises or between customer designated premises or between a customer designated premises and a Telephone Company hub or hubs.

7.8.2 Technical Specifications Packages

<u>Parameter</u>	<u>C*</u>	<u>Package AP-</u>			
		<u>1</u>	<u>2</u>	<u>3</u>	<u>4</u>
Actual Measured Loss X	X	X	X	X	X
Amplitude Tracking	X				
Crosstalk	X	X	X	X	X
Distortion Tracking	X				
Gain/Frequency					
Distortion	X	X	X	X	X
Group Delay	X				
Noise X	X	X	X	X	
Phase Tracking	X				
Short-Term Gain					
Stability	X				
Short-Term Loss X	X				
Total Distortion	X	X	X	X	X

The technical specifications are delineated in Technical Reference TR-NPL-000337.

7.8.3 Channel Interfaces

The following channel interfaces (CIs) define the bandwidths that are available for a Program Audio channel:

\*The desired parameters are selected by the customer from the list of available parameters.

(TR)

Issued:

One Allied Drive  
Little Rock, AR 72203

Effective:

## ACCESS SERVICE

7. Special Access Service (Cont'd)7.8 Program Audio Service (Cont'd)7.8.3 Channel Interfaces (Cont'd)

<u>CI</u>	<u>Bandwidth</u>
PG-1	Nominal frequency from 50 to 15000 Hz
PG-3	Nominal frequency from 200 to 3500 Hz
PG-5	Nominal frequency from 100 to 5000 Hz
PG-8	Nominal frequency from 50 to 8000 Hz

Compatible channel interfaces are set forth in 15.3 following.

7.8.4 Optional Features and Functions

(TR)

Issued:

One Allied Drive  
Little Rock, AR 72203

Effective:

## ACCESS SERVICE

7. Special Access Service (Cont'd)7.8 Program Audio Service (Cont'd)7.8.5 Rates and Charges

(A) Channel Termination	USOC	Monthly Rate	Daily* Rate	Nonrecurring Charge	
				Monthly	Daily
- Per Termination					
- 200 to 3500 Hz	T6ECS				
ALLTEL Nebraska		\$17.99	\$1.80	\$213.29	213.29
Kentucky ALLTEL - Lexington		\$40.19	\$4.02	\$200.00	200.00
Kentucky ALLTEL - London		\$30.00	\$3.00	\$200.00	200.00
- 100 to 5000 Hz	T6ECS				
ALLTEL Nebraska		\$29.65	\$2.97	\$213.29	213.29
Kentucky ALLTEL - Lexington		\$40.19	\$4.02	\$200.00	200.00
Kentucky ALLTEL - London		\$30.00	\$3.00	\$200.00	200.00
- 50 to 8000 Hz	T6ECS				
ALLTEL Nebraska		\$29.65	\$2.97	\$213.29	213.29
Kentucky ALLTEL - Lexington		\$40.19	\$4.02	\$200.00	200.00
Kentucky ALLTEL - London		\$30.00	\$3.00	\$200.00	200.00
- 50 to 15000 Hz	T6ECS				
ALLTEL Nebraska		\$29.65	\$2.97	\$213.29	213.29
Kentucky ALLTEL - Lexington		\$40.19	\$4.02	\$200.00	200.00
Kentucky ALLTEL - London		\$30.00	\$3.00	\$200.00	200.00
(B) Channel Mileage	USOC	Monthly Rate	Daily Rate*		
(1) Channel Mileage Facility					
- Per Mile					
- 200 to 3500 Hz	CMF				
ALLTEL Nebraska		\$ 1.21	\$0.12		
Kentucky ALLTEL - Lexington		\$15.52	\$1.55		
Kentucky ALLTEL - London		\$ 5.83	\$0.58		
- 100 to 5000 Hz	CMF				
ALLTEL Nebraska		\$51.32	\$5.13		
Kentucky ALLTEL - Lexington		\$15.52	\$1.55		
Kentucky ALLTEL - London		\$ 5.83	\$0.58		
- 50 to 8000 Hz	CMF				
ALLTEL Nebraska		\$51.32	\$5.13		
Kentucky ALLTEL - Lexington		\$15.52	\$1.55		
Kentucky ALLTEL - London		\$ 5.83	\$0.58		
- 50 to 15000 Hz	CMF				
ALLTEL Nebraska		\$51.32	\$5.13		
Kentucky ALLTEL - Lexington		\$15.52	\$1.55		
Kentucky ALLTEL - London		\$ 5.83	\$0.58		

(TR)

Issued:

Effective:

One Allied Drive  
Little Rock, AR 72203

## ACCESS SERVICE

7. Special Access Service (Cont'd)7.8 Program Audio Service (Cont'd)7.8.5 Rates and Charges (Cont'd)

(B) Channel Mileage	<u>USOC</u>	<u>Monthly Rate</u>	<u>Daily Rate*</u>
(2) Channel Mileage Termination - Per Termination			
200 to 3500 Hz	CMT		
ALLTEL Nebraska		\$10.55	\$1.06
Kentucky ALLTEL - Lexington		None	None
Kentucky ALLTEL - London		\$38.00	\$3.80
100 to 5000 Hz	CMT		
ALLTEL Nebraska		None	None
Kentucky ALLTEL - Lexington		None	None
Kentucky ALLTEL - London		\$38.00	\$3.80
50 to 8000 Hz	CMT		
ALLTEL Nebraska		None	None
Kentucky ALLTEL - Lexington		None	None
Kentucky ALLTEL - London		\$38.00	\$3.80
50 to 15000 Hz	CMT		
ALLTEL Nebraska		None	None
Kentucky ALLTEL - Lexington		None	None
Kentucky ALLTEL - London		\$38.00	\$3.80

(TR)

Issued:

One Allied Drive  
Little Rock, AR 72203

Effective:



## ACCESS SERVICE

7. Special Access Service (Cont'd)7.9 Video Service7.9.1 Basic Channel Description

A video channel is a channel with one-way transmission capability for a standard 525 line/60 field monochrome, or National Television Systems Committee color, video signal and one or two associated 5 or 15 kHz audio signal(s). The associated audio signal(s) may be either diplexed or provided as one or two separate channels. The provision and the bandwidth of the associated audio signal(s) is a function of the channel interface selected by the customer. Video channels are provided between customer designated premises or between a customer designated premises and a Telephone Company hub or hubs.

7.9.2 Technical Specifications Packages

<u>Video Parameters</u>		<u>Package TV-</u>		
		<u>C*</u>	<u>1</u>	<u>2</u>
Insertion Gain		X	X	X
Field-Time Distortion		X	X	X
Line-Time Distortion	X	X	X	
Short-Time Distortion		X	X	X
Chrominance/Luminance Gain Inequality		X	X	X
Chrominance/Luminance Delay Inequality		X	X	X
Amplitude/Frequency Characteristic	X	X	X	
Luminance Non-Linear Distortion	X	X	X	
Chrominance Non-Linear Gain Distortion		X	X	X
Chrominance Non-Linear Phase Distortion	X	X	X	
Transient Sync. Signal		X	X	X
Non-Linear		X	X	X
Dynamic Gain Distortion				
- Picture Signal		X	X	X
- Sync Signal	X	X	X	
Differential Gain				
Differential Phase		X	X	X
Chrominance-Luminance Intermodulation		X	X	X

\*The desired parameters are selected by the customer from the list of available parameters.

(TR)

Issued:

One Allied Drive  
Little Rock, AR 72203

Effective:

## ACCESS SERVICE

7. Special Access Service (Cont'd)7.9 Video Service (Cont'd)7.9.2 Technical Specifications Packages (Cont'd)

<u>Audio Channel Parameters</u> <u>Associated with Video Service</u>	<u>C*</u>	<u>Package TV-</u>		
		<u>1</u>	<u>2</u>	
Insertion Gain		X	X	X
Amplitude/Frequency Characteristic	X	X	X	
Total Harmonic Distortion & Noise		X	X	X
Maximum Steady-State Test Levels		X	X	X
Gain Difference Between Channels		X	X	
Phase Difference Between Channels		X	X	
Crosstalk		X	X	X
Audio-To-Video Time Differential		X	X	X

The technical specifications are delineated in Technical Reference TR-NPL-000338 and associated Addendum.

7.9.3 Channel Interfaces

The following channel interfaces (CIs) define the bandwidth and the provision of the audio signal(s) associated with a Video channel:

<u>CI</u>	<u>Audio Bandwidth</u>	<u>Provision</u>
2TV6-1	15kHz	1 Channel, diplexed
2TV6-2	15kHz	2 Channels, diplexed
2TV7-1	15kHz	1 Channel, diplexed

(TR)

Issued:

One Allied Drive  
Little Rock, AR 72203

Effective:

## ACCESS SERVICE

7. Special Access Service (Cont'd)7.9 Video Service (Cont'd)7.9.3 Channel Interfaces (Cont'd)

<u>CI</u>	<u>Bandwidth</u>	<u>Provision</u>
2TV7-2	15kHz	2 Channels, diplexed
4TV6-5	5kHz	1 Channel, separate
4TV6-15	15kHz	1 Channel, separate
4TV7-5	5kHz	1 Channel, separate
4TV7-15	15kHz	1 Channel, separate
6TV6-5	5kHz	2 Channels, separate
6TV6-15	15kHz	2 Channels, separate
6TV7-5	5kHz	2 Channels, separate
6TV7-15	15kHz	2 Channels, separate

Compatible channel interfaces are set forth in 15.3 following.

(TR)

Issued:

One Allied Drive  
Little Rock, AR 72203

Effective:

## ACCESS SERVICE

7. Special Access Service (Cont'd)7.9 Video Service (Cont'd)7.9.4 Rates and Charges

	<u>USOC</u>	<u>Monthly Rate</u>	<u>Daily*</u> <u>Rate</u>	<u>Nonrecurring Charge</u>	
				<u>Monthly</u>	<u>Daily</u>
(A) Channel Termination					
- Per Termination					
- TV-1 or 2 TMEV1					
ALLTEL Nebraska		\$1,421.63	\$781.89	None	None
Kentucky ALLTEL - Lexington		\$ 518.00	\$207.00	\$750.00	\$625.00
Kentucky ALLTEL - London		None	None	None	None
(B) Channel Mileage					
	<u>USOC</u>		<u>Monthly Rate</u>		<u>Daily Rate</u>
(1) Channel Mileage Facility					
- Per Mile					
- TV-1 or 2 CMF					
ALLTEL Nebraska			\$1,071.28		\$589.20
Kentucky ALLTEL - Lexington			\$ 17.25		\$ 17.25
Kentucky ALLTEL - London			None		None
(2) Channel Mileage Termination					
- Per Termination					
- TV-1 or 2 CMT					
ALLTEL Nebraska			\$5,281.09		\$2,904.60
Kentucky ALLTEL - Lexington			None		None
Kentucky ALLTEL - London			None		None

\* Daily rates will be topped and maximum rates derived as set forth in 7.2.2(B) preceding.

(TR)

Issued:

One Allied Drive  
Little Rock, AR 72203

Effective:

## ACCESS SERVICE

7. Special Access Service (Cont'd)7.10 Digital Data Service7.10.1 Basic Channel Description

A Digital Data channel is a channel for duplex four-wire transmission of synchronous serial data at the rate of 2.4, 4.8, 9.6 or 56 kbps. The actual bit rate is a function of the channel interface selected by the customer. The channel provides a synchronous service with timing provided by the Telephone Company through the Telephone Company's facilities to the customer in the received bit stream. Digital Data channels are only available via Telephone Company designated hubs and are provided between customer designated premises or between a customer designated premises and a Telephone Company hub or hubs.

The customer shall be responsible for providing the Channel Service Unit-type equipment or other Network Channel Terminating Equipment associated with the Digital Data channel at the customer premises. The interim program for interconnection of such equipment is set forth in Technical Reference PUB AS No. 1.

7.10.2 Technical Specifications Packages

	<u>Package D-</u>					
<u>Parameter</u>	<u>1</u>	<u>2</u>	<u>3</u>	<u>4</u>	<u>5</u>	<u>6</u>
Error-Free Seconds	$\frac{1}{X}$	$\frac{2}{X}$	$\frac{3}{X}$	$\frac{4}{X}$	$\frac{5}{X}$	$\frac{6}{X}$

The Telephone Company will provide a channel capable of meeting a monthly average performance equal to or greater than 99.875% error-free seconds (if provided through a Digital Data hub) while the channel is in service, if it is measured through a CSU equivalent which is designed, manufactured, and maintained to conform with the specifications contained in Technical Reference PUB 62310.

Voltages which are compatible with Digital Data Service are delineated in Technical Reference TR-NPL-000341

7.10.3 Channel Interfaces

The following channel interfaces (CIs) define the bit rates that are available for a Digital Data channel:

\*When 64 kbps service is multiplexed on a DS1 High Capacity service, the DS1 service must be equipped to provide clear channel capability.

(TR)

Issued:

One Allied Drive  
Little Rock, AR 72203

Effective:

## ACCESS SERVICE

7. Special Access Service (Cont'd)7.10 Digital Data Service (Cont'd)7.10.3 Channel Interfaces (Cont'd)

<u>CI</u>	<u>Bit Rate</u>
DU-24	2.4 kbps
DU-48	4.8 kbps
DU-96	9.6 kbps
DU-191	19.2 kbps
DU-565	56.0 kbps
DU-646	64.0 kbps

Compatible channel interfaces are set forth in 15.3 following.

7.10.4 Optional Features and Functions(A) Central Office Bridging Capability

The bridging functions performed are to connect three or more customer designated premises in a multipoint arrangement. Bridging is not available on a 64.0 kbps channel.

(B) DS0 to Subrate

An arrangement that converts a DS0-B 64.0 kbps channel to subspeeds of up to twenty 2.4 kbps, ten 4.8 kbps or five 9.6 kbps DS0-A channels using digital time division multiplexing.

(C) Secondary Channel Capability

The secondary channel option provides the customer with the capability to derive an independent, slower speed auxiliary (secondary) channel that operates in parallel with a primary Digital Data Channel without reducing the operating speed of the primary channel. It is available for all speeds of 2.4, 4.8, 9.6, 19.2 and 56 kbps channels. For 56 kbps channels, the option may be used only in two-point configurations which do not require the installation of loop repeater equipment. The technical parameters for the channels with a secondary channel option are set forth in Technical Publication - TR-62310. The speeds of the secondary channels are as follows:

133 bps with a primary 2.4 kbps channel
266 bps with a primary 4.8 kbps channel
533 bps with a primary 9.6 kbps channel
1,066 bps with a primary 19.2 kbps channel
2,666 bps with a primary 56 kbps channel

This optional feature is subject to availability.

(TR)

## ACCESS SERVICE

7. Special Access Service (Cont'd)7.10 Digital Data Service (Cont'd)7.10.4 Optional Features and Functions (Cont'd)

The following table shows the technical specifications packages with which the optional features and functions are available.

		<u>Available with Technical Specifications Package D</u>					
		<u>1</u>	<u>2</u>	<u>3</u>	<u>4</u>	<u>5</u>	<u>6</u>
Central Office Bridging							
Capability		X	X	X	X	X	
DS0 to Subrate		X	X	X			
Secondary Channel Capability*	X	X	X	X	X		

\* Subject to availability.

(TR)

Issued:

One Allied Drive  
Little Rock, AR 72203

Effective:

## ACCESS SERVICE

7. Special Access Service (Cont'd)7.10 Digital Data Service (Cont'd)7.10.5 Rates and Charges

		<u>USOC</u>	<u>Monthly Rate</u>	<u>Nonrecurring Charge</u>
(A)	Channel Termination			
	- Per termination			
	- 2.4 kbps	T6ECS		
	ALLTEL Nebraska		\$51.79	\$230.04
	Kentucky ALLTEL - Lexington		\$87.30	\$250.00
	Kentucky ALLTEL - London		\$49.78	\$250.00
	- 4.8 kbps	T6ECS		
	ALLTEL Nebraska		\$51.79	\$230.04
	Kentucky ALLTEL - Lexington		\$87.30	\$250.00
	Kentucky ALLTEL - London		\$49.78	\$250.00
	- 9.6 kbps	T6ECS		
	ALLTEL Nebraska		\$51.79	\$230.04
	Kentucky ALLTEL - Lexington		\$87.30	\$250.00
	Kentucky ALLTEL - London		\$49.78	\$250.00
	- 19.2 kbps	T6ECS		
	ALLTEL Nebraska		\$51.79	\$230.04
	Kentucky ALLTEL - Lexington		\$87.30	\$250.00
	Kentucky ALLTEL - London		\$49.78	\$250.00
	- 56.0 kbps	T6ECS		
	ALLTEL Nebraska		\$51.79	\$230.04
	Kentucky ALLTEL - Lexington		\$87.30	\$250.00
	Kentucky ALLTEL - London		\$64.48	\$250.00
	- 64.0 kbps	T6ECS		
	ALLTEL Nebraska		\$51.79	\$230.04
	Kentucky ALLTEL - Lexington		\$87.30	\$250.00
	Kentucky ALLTEL - London		\$64.48	\$250.00

(TR)

Issued:

One Allied Drive  
Little Rock, AR 72203

Effective:



## ACCESS SERVICE

7. Special Access Service (Cont'd)7.10 Digital Data Service (Cont'd)7.10.5 Rates and Charges (Cont'd)

(B) Channel Mileage	<u>USOC</u>	<u>Monthly Rate</u>
(1) Channel Mileage Facility		
- Per Mile		
- 2.4 kbps	CMF	
ALLTEL Nebraska		\$1.50
Kentucky ALLTEL - Lexington		\$5.18
Kentucky ALLTEL - London		\$2.29
- 4.8 kbps	CMF	
ALLTEL Nebraska		\$1.50
Kentucky ALLTEL - Lexington		\$5.18
Kentucky ALLTEL - London		\$2.29
- 9.6 kbps	CMF	
ALLTEL Nebraska		\$1.50
Kentucky ALLTEL - Lexington		\$5.18
Kentucky ALLTEL - London		\$2.29
- 19.2 kbps	CMF	
ALLTEL Nebraska		\$1.50
Kentucky ALLTEL - Lexington		\$5.18
Kentucky ALLTEL - London		\$2.29
- 56.0 kbps	CMF	
ALLTEL Nebraska		\$1.50
Kentucky ALLTEL - Lexington		\$5.18
Kentucky ALLTEL - London		\$2.29
- 64.0 kbps	CMF	
ALLTEL Nebraska		\$1.50
Kentucky ALLTEL - Lexington		\$5.18
Kentucky ALLTEL - London		\$2.29
(2) Channel Mileage Termination		
- Per Termination		
- 2.4 kbps	CMT	
ALLTEL Nebraska		\$11.43
Kentucky ALLTEL - Lexington		None
Kentucky ALLTEL - London		\$20.49
- 4.8 kbps	CMT	
ALLTEL Nebraska		\$11.43
Kentucky ALLTEL - Lexington		None
Kentucky ALLTEL - London		\$20.49
- 9.6 kbps	CMT	
ALLTEL Nebraska		\$11.43
Kentucky ALLTEL - Lexington		None
Kentucky ALLTEL - London		\$20.49
- 19.2 kbps	CMT	
ALLTEL Nebraska		\$11.43
Kentucky ALLTEL - Lexington		None
Kentucky ALLTEL - London		\$20.49
- 56.0 kbps	CMT	
ALLTEL Nebraska		\$11.43
Kentucky ALLTEL - Lexington		None
Kentucky ALLTEL - London		\$20.49
- 64.0 kbps	CMT	
ALLTEL Nebraska		\$11.43
Kentucky ALLTEL - Lexington		None
Kentucky ALLTEL - London		\$20.49

(TR)

Issued:

One Allied Drive  
Little Rock, AR 72203

Effective:

## ACCESS SERVICE

7. Special Access Service (Cont'd)7.10 Digital Data Service (Cont'd)7.10.5 Rates and Charges (Cont'd)(C) Optional Features and Functions

	<u>USOC</u>	<u>Monthly Rate</u>	<u>Nonrecurring Charge</u>
(1) Bridging			
- Per port	BCNDA		
ALLTEL Nebraska		\$25.18	None
Kentucky ALLTEL - Lexington		\$11.00	None
Kentucky ALLTEL - London		\$11.00	None
(2) DS0 to Subrate			
Multiplexing -			
- Per arrangement			
- up to 20 2.4 kbps			
ALLTEL Nebraska		\$376.99	None
Kentucky ALLTEL - Lexington		\$160.00	\$800.00
Kentucky ALLTEL - London		\$160.00	\$800.00
- up to 10 4.8 kbps			
ALLTEL Nebraska		\$376.99	None
Kentucky ALLTEL - Lexington		\$120.00	\$800.00
Kentucky ALLTEL - London		\$120.00	\$800.00
- up to 5 9.6 kbps			
ALLTEL Nebraska		\$376.99	None
Kentucky ALLTEL - Lexington		\$100.00	\$800.00
Kentucky ALLTEL - London		\$100.00	\$800.00
(3) Secondary Channel			
Capability			
ALLTEL Nebraska		ICB	ICB
Kentucky ALLTEL - Lexington		\$7.00	None
Kentucky ALLTEL - London		None	None

(TR)

Issued:

Effective:

One Allied Drive  
Little Rock, AR 72203

## ACCESS SERVICE

7. Special Access Service (Cont'd)7.11 High Capacity Service7.11.1 Basic Channel Description

A High Capacity channel is a channel for the transmission of nominal 1.544 Mbps (DS1) or 44.736 Mbps (DS3) isochronous serial data. The actual bit rate is a function of the channel interface selected by the customer. High Capacity channels are provided between customer designated premises or between a customer designated premises and a Telephone Company hub or hubs.

The customer may provide the Network Channel Terminating Equipment associated with the High Capacity channel at the customer's premises.

DS3 Channel Terminations are available utilizing an Electrical or Optical Interface. The Interfaces will have the characteristics of their respective signals at the Point of Termination.

Electrical Interface Channel Terminations will be provisioned utilizing Telephone Company provided equipment.

Optical Interface Channel Terminations will be provisioned utilizing Telephone Company provided equipment in the serving wire center. The Telephone Company will identify approved equipment types for use in conjunction with Telephone Company provided equipment. The customer must select and provide a system from this equipment at their premises.

(TR)

Issued:

One Allied Drive  
Little Rock, AR 72203

Effective:

## ACCESS SERVICE

7. Special Access Service (Cont'd)7.11 High Capacity Service (Cont'd)7.11.2 Technical Specifications Packages

<u>Parameters</u>	<u>Package</u>	
	<u>HC1</u>	<u>HC3</u>
Error-Free Seconds	X	
<u>Optional Features and Functions</u>		
Automatic Loop Transfer	X	
Battery Back-Up		X
Central Office Multiplexing:		
DS1 to Voice	X	
DS1 to DS0	X	
DS3 to DS1		X
Clear Channel Capability	X	

A channel with technical specifications package HC1 will be capable of an error-free second performance of 98.75% over a continuous 24 hour period as measured at the 1.544 Mbps rate through a CSU equivalent which is designed, manufactured, and maintained to conform with the specifications contained in Technical Reference PUB 62411.

(TR)

Issued:

One Allied Drive  
Little Rock, AR 72203

Effective:

## ACCESS SERVICE

7. Special Access Service (Cont'd)7.11 High Capacity Service (Cont'd)7.11.3 Channel Interfaces

The following channel interfaces (CIs) define the bit rates that are available for a High Capacity channel:

<u>CI</u>	<u>Bit Rate</u>
DS-15	1.544 Mbps (DS1)
DS-44	44.736 Mbps (DS3)

Compatible channel interfaces are set forth in 15.3 following.

7.11.4 Optional Features and Functions(A) Automatic Loop Transfer

The Automatic Loop Transfer provides protection on a 1xN basis against failure of the facilities between a customer designated premises and the wire center serving that premises. Protection is furnished through the use of a switching arrangement that automatically switches to a spare channel line when a working line fails. The spare channel is not included as a part of the option. This option requires compatible equipment at both the serving wire center and the customer premises. The customer is responsible for providing the equipment at its premises. Equipment at the customer designated premises will be provided under tariff only if it existed in the Telephone Company inventory as of November 18, 1983.

(TR)

ACCESS SERVICE

7. Special Access Service (Cont'd)

7.11 High Capacity Service (Cont'd)

7.11.4 Optional Features and Functions (Cont'd)

(B) Battery Back-Up

Battery Back-Up is an optional DC power source to be used for emergency power for the channelizing equipment.

(TR)

---

Issued:

One Allied Drive  
Little Rock, AR 72203

Effective:

ACCESS SERVICE

7. Special Access Service (Cont'd)

7.11 High Capacity Service (Cont'd)

7.11.4 Optional Features and Functions (Cont'd)

(C) Central Office Multiplexing

(1) DS1 to Voice

An arrangement that converts a 1.544 Mbps channel to 24 channels for use with Voice Grade Services. A channel(s) of this DS1 to the Hub can also be used for a Digital Data Service.

(2) DS1 to DS0

An arrangement that converts a 1.544 Mbps channel to 23 64.0 Kbps channels utilizing digital time division multiplexing.

(3) DS3 to DS1

An arrangement that converts a 44.736 Mbps channel to 28 DS1 channels using digital time division multiplexing.

(TR)

Issued:

One Allied Drive  
Little Rock, AR 72203

Effective:

## ACCESS SERVICE

7. Special Access Service (Cont'd)7.11 High Capacity Service (Cont'd)7.11.4 Optional Features and Functions (Cont'd)(D) Clear Channel Capability (CCC)

- (1) CCC is an arrangement that allows a customer to transport 1.536 Mbps information rate signals over a 1.544 Mbps High Capacity channel or over a 1.544 Mbps High Capacity channel derived from a multiplexed 44.736 Mbps High Capacity channel with no constraint on the quantity or sequence of one and zero bits. This arrangement requires the customer signal at the channel interface to conform to Bipolar with Eight Zero Substitution (B8ZS) line code as described in Technical Reference TR-NPL-000054 and Technical Reference TR-INS-000342.
- (2) CCC is provided, subject to availability of facilities, on DS1/1.544 Mbps High Capacity channels between two customer designated premises and on multiplexed DS3/44.736 Mbps High Capacity channels or multiplexed DS1/1.544 Mbps High Capacity channels\* between a telephone company hub office and a customer designated premises. The wire centers providing CCC are identified in NATIONAL EXCHANGE CARRIER ASSOCIATION, INC., WIRE CENTER INFORMATION, TARIFF F.C.C. NO. 4.
- (3) No charge applies when the CCC optional feature is ordered at the same time the High Capacity service is ordered. If the CCC optional feature is ordered as an addition to an existing High Capacity Service, a nonrecurring charge is applicable as set forth in 7.11.5 following. The customer must agree to out-of-service periods required to add this feature to an existing High Capacity Service.

\*Available only on a DS1-to-Digital multiplexed configuration.

(TR)

Issued:

One Allied Drive  
Little Rock, AR 72203

Effective:



## ACCESS SERVICE

7. Special Access Service (Cont'd)7.11 High Capacity Service (Cont'd)7.11.5 Rates and Charges - DS1(A) Density Pricing Zone 1

	<u>USOC</u>	<u>Monthly Rate</u>	<u>Nonrecurring Charge</u>
(1) Channel Termination			
- Per Termination			
- 1.544 Mbps	TMECS		
ALLTEL Nebraska		\$ 77.15	\$474.00
Kentucky ALLTEL - Lexington		\$260.00	\$450.00
Kentucky ALLTEL - London		\$324.55	\$450.00

## (2) Channel Mileage

	<u>USOC</u>	<u>Monthly Rate</u>
(a) Channel Mileage Facility		
- Per Mile - 1.544 Mbps	CMF	
ALLTEL Nebraska		\$ 9.13
Kentucky ALLTEL - Lexington		\$ 9.54
Kentucky ALLTEL - London		\$12.98
(b) Channel Mileage Termination		
- Per Termination - 1.544 Mbps	CMT	
ALLTEL Nebraska		\$116.00
Kentucky ALLTEL - Lexington		\$ 25.91
Kentucky ALLTEL - London		\$ 36.05

## (3) Optional Features and Functions

	<u>USOC</u>	<u>Monthly Rate</u>
(a) Multiplexing, per arrangement		
DS1 to Voice*	MQ1	
ALLTEL Nebraska		\$375.00
Kentucky ALLTEL - Lexington		\$132.46
Kentucky ALLTEL - London		\$205.06
DS1 to DS0	QMU	
ALLTEL Nebraska		\$375.00
Kentucky ALLTEL - Lexington		\$275.00
Kentucky ALLTEL - London		\$275.00
(b) Automatic Loop Transfer		
- Per arrangement**	T59	
ALLTEL Nebraska		\$202.55
Kentucky ALLTEL - Lexington		\$100.00
Kentucky ALLTEL - London		\$100.00

	<u>USOC</u>	<u>Monthly Rate</u>	<u>Nonrecurring Charge</u>
(c) Clear Channel Capability			
- Per 1.544 Mbps			
Transmission			
Path	CLR		
ALLTEL Nebraska		None	\$100.91
Kentucky ALLTEL - Lexington		\$24.00	\$ 90.00
Kentucky ALLTEL - London		None	\$800.00

\* A channel of this DS1 to the Hub can be used for Digital Data service.

\*\* An additional Channel Termination charge will apply whenever the spare line is provided as a leg to the customer premises.

(TR)

Issued:

Effective:

One Allied Drive  
Little Rock, AR 72203

## ACCESS SERVICE

7. Special Access Service (Cont'd)7.11 High Capacity Service (Cont'd)7.11.5 Rates and Charges - DS1 (Cont'd)(B) Density Pricing Zone 2

	<u>USOC</u>	<u>Monthly Rate</u>	<u>Nonrecurring Charge</u>
(1) Channel Termination			
- Per Termination			
- 1.544 Mbps	TMECS		
ALLTEL Nebraska		\$80.00	\$474.00
Kentucky ALLTEL - Lexington		\$260.00	\$450.00
Kentucky ALLTEL - London		\$324.55	\$450.00
(2) Channel Mileage	<u>USOC</u>	<u>Monthly Rate</u>	
(a) Channel Mileage Facility			
- Per Mile - 1.544 Mbps	CMF		
ALLTEL Nebraska			\$ 9.24
Kentucky ALLTEL - Lexington			\$ 9.54
Kentucky ALLTEL - London			\$12.98
(b) Channel Mileage Termination			
- Per Termination - 1.544 Mbps	CMT		
ALLTEL Nebraska			\$125.00
Kentucky ALLTEL - Lexington			\$ 25.91
Kentucky ALLTEL - London			\$ 36.05
(3) Optional Features and Functions	<u>USOC</u>	<u>Monthly Rate</u>	
(a) Multiplexing, per arrangement			
DS1 to Voice*	MQ1		
ALLTEL Nebraska			\$375.00
Kentucky ALLTEL - Lexington			\$132.46
Kentucky ALLTEL - London			\$205.06
DS1 to DS0	QMU		
ALLTEL Nebraska			\$375.00
Kentucky ALLTEL - Lexington			\$275.00
Kentucky ALLTEL - London			\$275.00
(b) Automatic Loop Transfer			
- Per arrangement**	T59		
ALLTEL Nebraska			\$202.55
Kentucky ALLTEL - Lexington			\$100.00
Kentucky ALLTEL - London			\$100.00
(c) Clear Channel Capability	<u>USOC</u>	<u>Monthly Rate</u>	<u>Nonrecurring Charge</u>
- Per 1.544 Mbps			
Transmission			
Path	CLR		
ALLTEL Nebraska		None	\$100.91
Kentucky ALLTEL - Lexington		\$24.00	\$ 90.00
Kentucky ALLTEL - London		None	\$800.00

\* A channel of this DS1 to the Hub can be used for Digital Data service.

\*\* An additional Channel Termination charge will apply whenever the spare line is provided as a leg to the customer premises.

(TR)

Issued:

Effective:

One Allied Drive  
Little Rock, AR 72203

(TR)

---

Issued:

One Allied Drive  
Little Rock, AR 72203

Effective:

## ACCESS SERVICE

7. Special Access Service (Cont'd)7.11 High Capacity Service (Cont'd)7.11.5 Rates and Charges - DS1 (Cont'd)(C) Density Pricing Zone 3

	<u>USOC</u>	<u>Monthly Rate</u>	<u>Nonrecurring Charge</u>
(1) Channel Termination			
- Per Termination			
- 1.544 Mbps	TMECS		
ALLTEL Nebraska		\$ 95.00	\$474.00
Kentucky ALLTEL - Lexington		\$260.00	\$450.00
Kentucky ALLTEL - London		\$324.55	\$450.00
(2) Channel Mileage	<u>USOC</u>	<u>Monthly Rate</u>	
(a) Channel Mileage Facility			
- Per Mile - 1.544 Mbps	CMF		
ALLTEL Nebraska			\$ 9.35
Kentucky ALLTEL - Lexington			\$ 9.54
Kentucky ALLTEL - London			\$12.98
(b) Channel Mileage Termination			
- Per Termination - 1.544 Mbps	CMT		
ALLTEL Nebraska			\$150.00
Kentucky ALLTEL - Lexington			\$ 25.91
Kentucky ALLTEL - London			\$ 36.05
(3) Optional Features and Functions	<u>USOC</u>	<u>Monthly Rate</u>	
(a) Multiplexing, per arrangement			
DS1 to Voice*	MQ1		
ALLTEL Nebraska			\$375.00
Kentucky ALLTEL - Lexington			\$132.46
Kentucky ALLTEL - London			\$205.06
DS1 to DS0	QMU		
ALLTEL Nebraska			\$375.00
Kentucky ALLTEL - Lexington			\$275.00
Kentucky ALLTEL - London			\$275.00
(b) Automatic Loop Transfer			
- Per arrangement**	T59		
ALLTEL Nebraska			\$202.55
Kentucky ALLTEL - Lexington			\$100.00
Kentucky ALLTEL - London			\$100.00
(c) Clear Channel Capability	<u>USOC</u>	<u>Monthly Rate</u>	<u>Nonrecurring Charge</u>
- Per 1.544 Mbps			
Transmission			
Path	CLR		
ALLTEL Nebraska		None	\$100.91
Kentucky ALLTEL - Lexington		\$24.00	\$ 90.00
Kentucky ALLTEL - London		None	\$800.00

\* A channel of this DS1 to the Hub can be used for Digital Data service.

\*\* An additional Channel Termination charge will apply whenever the spare line is provided as a leg to the customer premises.

(TR)

Issued:

Effective:

One Allied Drive  
Little Rock, AR 72203

## ACCESS SERVICE

7. Special Access Service (Cont'd)7.11 High Capacity Service (Cont'd)7.11.6 Rates and Charges - DS37.11.6.1 Monthly Rates and Charges - Density Pricing Zone 1

	<u>USOC</u>	<u>Monthly Rate</u>	<u>Nonrecurring Charges</u>
(A) Channel Termination Per Termination			
(1) Electrical Interface			
Capacity of 1 Interface			
ALLTEL Nebraska		\$1,050.00	\$ 430.00
Kentucky ALLTEL - Lexington		\$1,200.00	\$1,000.00
Kentucky ALLTEL - London		\$4,000.00	\$1,000.00
Capacity of 3 Interface			
ALLTEL Nebraska		\$1,900.00	None
Kentucky ALLTEL - Lexington		\$1,480.00	\$2,500.00
Kentucky ALLTEL - London		\$5,139.00	\$2,500.00
- Per DS3			
ALLTEL Nebraska		\$ 185.58	\$ 430.00
Kentucky ALLTEL - Lexington		None	None
Kentucky ALLTEL - London		\$ 270.00	\$1,000.00
Capacity of 6 Interface			
ALLTEL Nebraska		\$3,300.00	None
Kentucky ALLTEL - Lexington		\$4,200.00	\$4,500.00
Kentucky ALLTEL - London		None	None
- Per DS3			
ALLTEL Nebraska		\$ 142.35	\$ 430.00
Kentucky ALLTEL - Lexington		None	None
Kentucky ALLTEL - London		None	None
Capacity of 12 Interface			
ALLTEL Nebraska		\$4,550.00	None
Kentucky ALLTEL - Lexington		\$4,242.00	\$4,500.00
Kentucky ALLTEL - London		\$8,099.00	\$4,500.00
- Per DS3			
ALLTEL Nebraska		\$ 142.35	\$ 430.00
Kentucky ALLTEL - Lexington		None	None
Kentucky ALLTEL - London		\$ 281.00	\$1,000.00

(TR)

Issued:

Effective:

One Allied Drive  
Little Rock, AR 72203

## ACCESS SERVICE

7. Special Access Service (Cont'd)7.11 High Capacity Service (Cont'd)7.11.6 Rates and Charges - DS3 (Cont'd)7.11.6.1 Monthly Rates and Charges - Density  
Pricing Zone 1 (Cont'd)

	<u>USOC</u>	<u>Monthly Rate</u>	<u>Nonrecurring Charges</u>
(2) Optical Interface			
Capacity of 1 Interface			
ALLTEL Nebraska		\$1,150.00	\$ 430.00
Kentucky ALLTEL - Lexington		\$1,200.00	\$1,000.00
Kentucky ALLTEL - London		\$4,000.00	\$1,000.00
Capacity of 3 Interface			
ALLTEL Nebraska		\$1,750.00	
Kentucky ALLTEL - Lexington		\$1,480.00	\$2,500.00
Kentucky ALLTEL - London		\$5,139.00	\$2,500.00
- Per DS3			
ALLTEL Nebraska		\$ 125.28	\$ 430.00
Kentucky ALLTEL - Lexington		None	None
Kentucky ALLTEL - London		\$ 270.00	\$1,000.00
Capacity of 6 Interface			
ALLTEL Nebraska		\$2,729.00	
Kentucky ALLTEL - Lexington		\$4,200.00	\$4,500.00
Kentucky ALLTEL - London		None	None
- Per DS3			
ALLTEL Nebraska		\$ 94.85	\$ 430.00
Kentucky ALLTEL - Lexington		None	None
Kentucky ALLTEL - London		None	None
Capacity of 12 Interface			
ALLTEL Nebraska		\$3,200.00	
Kentucky ALLTEL - Lexington		\$4,242.00	\$4,500.00
Kentucky ALLTEL - London		\$8,099.00	\$4,500.00
- Per DS3			
ALLTEL Nebraska		\$ 94.85	\$ 430.00
Kentucky ALLTEL - Lexington		None	None
Kentucky ALLTEL - London		\$ 281.00	\$1,000.00

(TR)

Issued:

One Allied Drive  
Little Rock, AR 72203

Effective:

## ACCESS SERVICE

7. Special Access Service (Cont'd)7.11 High Capacity Service (Cont'd)7.11.6 Rates and Charges - DS3 (Cont'd)7.11.6.1 Monthly Rates and Charges - Density  
Pricing Zone 1 (Cont'd)

	<u>USOC</u>	<u>Monthly Rate</u>	<u>Nonrecurring Charges</u>
(B) Channel Mileage			
(1) Channel Mileage Facility			
- Per Mile	CMF		
ALLTEL Nebraska		\$114.94	
Kentucky ALLTEL - Lexington		\$ 32.05	
Kentucky ALLTEL - London		\$ 71.43	
(2) Channel Mileage Termination *			
- Per Termination	CMT		
ALLTEL Nebraska		\$510.00	\$500.00
Kentucky ALLTEL - Lexington		\$320.49	None
Kentucky ALLTEL - London		\$670.00	None
(C) Optional Features and Functions			
(1) Multiplexing, Per Arrangement			
DS3 to DS1	MQ3		
ALLTEL Nebraska		\$279.89	None
Kentucky ALLTEL - Lexington		\$320.54	\$450.00
Kentucky ALLTEL - London		\$440.00	None
(2) Battery Back-Up, Per Arrangement			
	BU6		
ALLTEL Nebraska		\$ 92.00	
Kentucky ALLTEL - Lexington		None	
Kentucky ALLTEL - London		None	

\* Nonrecurring charges apply to Channel Mileage Terminations when installed without a Channel Termination.

(TR)

Issued:

One Allied Drive  
Little Rock, AR 72203

Effective:

## ACCESS SERVICE

7. Special Access Service (Cont'd)7.11 High Capacity Service (Cont'd)7.11.6 Rates and Charges - DS3 (Cont'd)7.11.6.2 36 Month Rates and Charges - Density  
Pricing Zone 1

	<u>USOC</u>	<u>Monthly Rate</u>	<u>Nonrecurring Charges</u>
(A) Channel Termination Per Termination			
(1) Electrical Interface			
Capacity of 1 Interface			
ALLTEL Nebraska		\$ 954.54	\$ 430.00
Kentucky ALLTEL - Lexington		\$1,000.00	\$1,000.00
Kentucky ALLTEL - London		\$2,980.00	\$1,000.00
Capacity of 3 Interface			
ALLTEL Nebraska		\$1,680.00	None
Kentucky ALLTEL - Lexington		\$1,240.00	\$2,500.00
Kentucky ALLTEL - London		\$3,534.00	\$2,500.00
- Per DS3			
ALLTEL Nebraska		\$ 164.09	\$ 430.00
Kentucky ALLTEL - Lexington		None	None
Kentucky ALLTEL - London		\$ 191.00	\$1,000.00
Capacity of 6 Interface			
ALLTEL Nebraska		\$2,750.00	None
Kentucky ALLTEL - Lexington		\$3,605.75	\$4,500.00
Kentucky ALLTEL - London		None	None
- Per DS3			
ALLTEL Nebraska		\$ 118.54	\$ 430.00
Kentucky ALLTEL - Lexington		None	None
Kentucky ALLTEL - London		None	None
Capacity of 12 Interface			
ALLTEL Nebraska		\$4,100.00	None
Kentucky ALLTEL - Lexington		\$3,605.75	\$4,500.00
Kentucky ALLTEL - London		\$6,261.00	\$4,500.00
- Per DS3			
ALLTEL Nebraska		\$ 118.54	\$ 430.00
Kentucky ALLTEL - Lexington		None	None
Kentucky ALLTEL - London		\$ 197.00	\$1,000.00

(TR)

Issued:

Effective:

One Allied Drive  
Little Rock, AR 72203



## ACCESS SERVICE

7. Special Access Service (Cont'd)7.11 High Capacity Service (Cont'd)7.11.6 Rates and Charges - DS3 (Cont'd)7.11.6.2 36 Month Rates and Charges - Density  
Pricing Zone 1 (Cont'd)

	<u>USOC</u>	<u>Monthly Rate</u>	<u>Nonrecurring Charges</u>
(A) Channel Termination Per Termination			
(2) Optical Interface			
Capacity of 1 Interface			
ALLTEL Nebraska		\$1,035.00	\$ 430.00
Kentucky ALLTEL - Lexington		\$1,000.00	\$1,000.00
Kentucky ALLTEL - London		\$2,980.00	\$1,000.00
Capacity of 3 Interface			
ALLTEL Nebraska		\$1,600.00	None
Kentucky ALLTEL - Lexington		\$1,240.00	\$2,500.00
Kentucky ALLTEL - London		\$3,534.00	\$2,500.00
- Per DS3			
ALLTEL Nebraska		\$ 114.54	\$ 430.00
Kentucky ALLTEL - Lexington		None	None
Kentucky ALLTEL - London		\$ 191.00	\$1,000.00
Capacity of 6 Interface			
ALLTEL Nebraska		\$2,600.00	None
Kentucky ALLTEL - Lexington		\$3,605.75	\$4,500.00
Kentucky ALLTEL - London		None	None
- Per DS3			
ALLTEL Nebraska		\$ 90.36	\$ 430.00
Kentucky ALLTEL - Lexington		None	None
Kentucky ALLTEL - London		None	None
Capacity of 12 Interface			
ALLTEL Nebraska		\$3,400.00	None
Kentucky ALLTEL - Lexington		\$3,605.75	\$4,500.00
Kentucky ALLTEL - London		\$6,261.00	\$4,500.00
- Per DS3			
ALLTEL Nebraska		\$ 90.36	\$430.00
Kentucky ALLTEL - Lexington		None	None
Kentucky ALLTEL - London		\$ 197.00	\$1,000.00

(TR)

Issued:

Effective:

One Allied Drive  
Little Rock, AR 72203

## ACCESS SERVICE

7. Special Access Service (Cont'd)7.11 High Capacity Service (Cont'd)7.11.6 Rates and Charges - DS3 (Cont'd)7.11.6.2 36 Month Rates and Charges - Density  
Pricing Zone 1 (Cont'd)

	<u>USOC</u>	<u>Monthly Rate</u>	<u>Nonrecurring Charges</u>
(B) Channel Mileage			
(1) Channel Mileage Facility			
- Per Mile	CMF		
ALLTEL Nebraska		\$110.00	
Kentucky ALLTEL - Lexington		\$ 32.05	
Kentucky ALLTEL - London		\$ 71.43	
(2) Channel Mileage Termination *			
- Per Termination	CMT		
ALLTEL Nebraska		\$480.00	\$500.00
Kentucky ALLTEL - Lexington		\$320.49	None
Kentucky ALLTEL - London		\$670.00	None
(C) Optional Features and Functions			
(1) Multiplexing, Per Arrangement			
DS3 to DS1	MQ3		
ALLTEL Nebraska		\$279.89	None
Kentucky ALLTEL - Lexington		\$320.54	\$450.00
Kentucky ALLTEL - London		\$440.00	None
(2) Battery Back-Up, Per Arrangement			
	BU6		
ALLTEL Nebraska		\$ 92.00	
Kentucky ALLTEL - Lexington		None	
Kentucky ALLTEL - London		None	

\* Nonrecurring charges apply to Channel Mileage Terminations when installed without a Channel Termination.

(TR)

Issued:

One Allied Drive  
Little Rock, AR 72203

Effective:

## ACCESS SERVICE

7. Special Access Service (Cont'd)7.11 High Capacity Service (Cont'd)7.11.6 Rates and Charges - DS3 (Cont'd)7.11.6.3 60 Month Rates and Charges - Density  
Pricing Zone 1

	<u>USOC</u>	<u>Monthly Rate</u>	<u>Nonrecurring Charges</u>
(A) Channel Termination Per Termination			
(1) Electrical Interface			
Capacity of 1 Interface			
ALLTEL Nebraska		\$ 859.09	\$ 430.00
Kentucky ALLTEL - Lexington		\$1,000.00	\$ 890.00
Kentucky ALLTEL - London		\$2,625.00	\$1,000.00
Capacity of 3 Interface			
ALLTEL Nebraska		\$1,600.00	None
Kentucky ALLTEL - Lexington		\$1,108.00	\$2,500.00
Kentucky ALLTEL - London		\$3,148.00	\$2,500.00
- Per DS3			
ALLTEL Nebraska		\$ 156.28	\$ 430.00
Kentucky ALLTEL - Lexington		None	None
Kentucky ALLTEL - London		\$ 270.00	\$1,000.00
Capacity of 6 Interface			
ALLTEL Nebraska		\$2,750.00	None
Kentucky ALLTEL - Lexington		\$3,252.25	\$4,500.00
Kentucky ALLTEL - London		None	None
- Per DS3			
ALLTEL Nebraska		\$ 118.63	\$ 430.00
Kentucky ALLTEL - Lexington		None	None
Kentucky ALLTEL - London		None	None
Capacity of 12 Interface			
ALLTEL Nebraska		\$3,800.00	None
Kentucky ALLTEL - Lexington		\$3,252.25	\$4,500.00
Kentucky ALLTEL - London		\$5,729.00	\$4,500.00
- Per DS3			
ALLTEL Nebraska		\$ 118.63	\$ 430.00
Kentucky ALLTEL - Lexington		None	None
Kentucky ALLTEL - London		\$ 176.00	\$1,000.00

(TR)

Issued:

Effective:

One Allied Drive  
Little Rock, AR 72203

## ACCESS SERVICE

7. Special Access Service (Cont'd)7.11 High Capacity Service (Cont'd)7.11.6 Rates and Charges - DS3 (Cont'd)7.11.6.3 60 Month Rates and Charges - Density  
Pricing Zone 1 (Cont'd)

	<u>USOC</u>	<u>Monthly Rate</u>	<u>Nonrecurring Charges</u>
(A) Channel Termination Per Termination			
(2) Optical Interface			
Capacity of 1 Interface			
ALLTEL Nebraska		\$1,200.00	\$ 430.00
Kentucky ALLTEL - Lexington		\$1,000.00	\$ 890.00
Kentucky ALLTEL - London		\$2,625.00	\$1,000.00
Capacity of 3 Interface			
ALLTEL Nebraska		\$1,480.00	None
Kentucky ALLTEL - Lexington		\$1,108.00	\$2,500.00
Kentucky ALLTEL - London		\$3,148.00	\$2,500.00
- Per DS3			
ALLTEL Nebraska		\$ 105.95	\$ 430.00
Kentucky ALLTEL - Lexington		None	None
Kentucky ALLTEL - London		\$ 270.00	\$1,000.00
Capacity of 6 Interface			
ALLTEL Nebraska		\$2,300.00	None
Kentucky ALLTEL - Lexington		\$3,252.25	\$4,500.00
Kentucky ALLTEL - London		None	None
- Per DS3			
ALLTEL Nebraska		\$ 79.94	\$ 430.00
Kentucky ALLTEL - Lexington		None	None
Kentucky ALLTEL - London		None	None
Capacity of 12 Interface			
ALLTEL Nebraska		\$3,000.00	None
Kentucky ALLTEL - Lexington		\$3,252.25	\$4,500.00
Kentucky ALLTEL - London		\$5,729.00	\$4,500.00
- Per DS3			
ALLTEL Nebraska		\$ 79.94	\$ 430.00
Kentucky ALLTEL - Lexington		None	None
Kentucky ALLTEL - London		\$ 176.00	\$1,000.00

(TR)

Issued:

Effective:

One Allied Drive  
Little Rock, AR 72203

## ACCESS SERVICE

7. Special Access Service (Cont'd)7.11 High Capacity Service (Cont'd)7.11.6 Rates and Charges - DS3 (Cont'd)7.11.6.3 60 Month Rates and Charges - Density  
Pricing Zone 1 (Cont'd)

	<u>USOC</u>	<u>Monthly Rate</u>	<u>Nonrecurring Charges</u>
(B) Channel Mileage			
(1) Channel Mileage Facility			
- Per Mile	CMF		
ALLTEL Nebraska		\$ 99.00	
Kentucky ALLTEL - Lexington		\$ 32.05	
Kentucky ALLTEL - London		\$ 71.43	
(2) Channel Mileage Termination *			
- Per Termination	CMT		
ALLTEL Nebraska		\$430.00	\$500.00
Kentucky ALLTEL - Lexington		\$320.49	None
Kentucky ALLTEL - London		\$670.00	None
(C) Optional Features and Functions			
(1) Multiplexing, Per Arrangement			
DS3 to DS1	MQ3		
ALLTEL Nebraska		\$279.89	None
Kentucky ALLTEL - Lexington		\$320.54	\$450.00
Kentucky ALLTEL - London		\$440.00	None
(2) Battery Back-Up, Per Arrangement			
	BU6		
ALLTEL Nebraska		\$ 92.00	
Kentucky ALLTEL - Lexington		None	
Kentucky ALLTEL - London		None	

\* Nonrecurring charges apply to Channel Mileage Terminations when installed without a Channel Termination.

(TR)

Issued:

One Allied Drive  
Little Rock, AR 72203

Effective:

## ACCESS SERVICE

7. Special Access Service (Cont'd)7.11 High Capacity Service (Cont'd)7.11.6 Rates and Charges - DS3 (Cont'd)7.11.6.4 Monthly Rates and Charges - Density  
Pricing Zone 2

	<u>USOC</u>	<u>Monthly Rate</u>	<u>Nonrecurring Charges</u>
(A) Channel Termination Per Termination			
(1) Electrical Interface			
Capacity of 1 Interface			
ALLTEL Nebraska		\$1,140.00	\$ 430.00
Kentucky ALLTEL - Lexington		\$1,200.00	\$1,000.00
Kentucky ALLTEL - London		\$4,000.00	\$1,000.00
Capacity of 3 Interface			
ALLTEL Nebraska		\$1,950.00	None
Kentucky ALLTEL - Lexington		\$1,480.00	\$2,500.00
Kentucky ALLTEL - London		\$5,139.00	\$2,500.00
- Per DS3			
ALLTEL Nebraska		\$ 190.46	\$ 430.00
Kentucky ALLTEL - Lexington		None	None
Kentucky ALLTEL - London		\$ 270.00	\$1,000.00
Capacity of 6 Interface			
ALLTEL Nebraska		\$3,400.00	None
Kentucky ALLTEL - Lexington		\$4,200.00	\$4,500.00
Kentucky ALLTEL - London		None	None
- Per DS3			
ALLTEL Nebraska		\$ 146.66	\$ 430.00
Kentucky ALLTEL - Lexington		None	None
Kentucky ALLTEL - London		None	None
Capacity of 12 Interface			
ALLTEL Nebraska		\$4,750.00	None
Kentucky ALLTEL - Lexington		\$4,242.00	\$4,500.00
Kentucky ALLTEL - London		\$8,099.00	\$4,500.00
- Per DS3			
ALLTEL Nebraska		\$ 146.66	\$ 430.00
Kentucky ALLTEL - Lexington		None	None
Kentucky ALLTEL - London		\$ 281.00	\$1,000.00

(TR)

Issued:

Effective:

One Allied Drive  
Little Rock, AR 72203

## ACCESS SERVICE

7. Special Access Service (Cont'd)7.11 High Capacity Service (Cont'd)7.11.6 Rates and Charges - DS3 (Cont'd)7.11.6.4 Monthly Rates and Charges - Density  
Pricing Zone 2 (Cont'd)

	<u>USOC</u>	<u>Monthly Rate</u>	<u>Nonrecurring Charges</u>
(A) Channel Termination Per Termination			
(2) Optical Interface			
Capacity of 1 Interface			
ALLTEL Nebraska		\$1,284.38	\$ 430.00
Kentucky ALLTEL - Lexington		\$1,200.00	\$1,000.00
Kentucky ALLTEL - London		\$4,000.00	\$1,000.00
Capacity of 3 Interface			
ALLTEL Nebraska		\$1,800.00	None
Kentucky ALLTEL - Lexington		\$1,480.00	\$2,500.00
Kentucky ALLTEL - London		\$5,139.00	\$2,500.00
- Per DS3			
ALLTEL Nebraska		\$ 128.86	\$ 430.00
Kentucky ALLTEL - Lexington		None	None
Kentucky ALLTEL - London		\$ 270.00	\$1,000.00
Capacity of 6 Interface			
ALLTEL Nebraska		\$2,850.00	None
Kentucky ALLTEL - Lexington		\$4,200.00	\$4,500.00
Kentucky ALLTEL - London		None	None
- Per DS3			
ALLTEL Nebraska		\$ 99.06	\$ 430.00
Kentucky ALLTEL - Lexington		None	None
Kentucky ALLTEL - London		None	None
Capacity of 12 Interface			
ALLTEL Nebraska		\$3,750.00	None
Kentucky ALLTEL - Lexington		\$4,242.00	\$4,500.00
Kentucky ALLTEL - London		\$8,099.00	\$4,500.00
- Per DS3			
ALLTEL Nebraska		\$ 99.06	\$ 430.00
Kentucky ALLTEL - Lexington		None	None
Kentucky ALLTEL - London		\$ 281.00	\$1,000.00

(TR)

Issued:

Effective:

One Allied Drive  
Little Rock, AR 72203

## ACCESS SERVICE

7. Special Access Service (Cont'd)7.11 High Capacity Service (Cont'd)7.11.6 Rates and Charges - DS3 (Cont'd)7.11.6.4 Monthly Rates and Charges - Density  
Pricing Zone 2 (Cont'd)

	<u>USOC</u>	<u>Monthly Rate</u>	<u>Nonrecurring Charges</u>
(B) Channel Mileage			
(1) Channel Mileage Facility			
- Per Mile	CMF		
ALLTEL Nebraska		\$114.94	None
Kentucky ALLTEL - Lexington		\$ 32.05	
Kentucky ALLTEL - London		\$ 71.43	
(2) Channel Mileage Termination *			
- Per Termination	CMT		
ALLTEL Nebraska		\$510.00	\$500.00
Kentucky ALLTEL - Lexington		\$320.49	None
Kentucky ALLTEL - London		\$670.00	None
(C) Optional Features and Functions			
(1) Multiplexing, Per Arrangement			
DS3 to DS1	MQ3		
ALLTEL Nebraska		\$279.89	None
Kentucky ALLTEL - Lexington		\$320.54	\$450.00
Kentucky ALLTEL - London		\$440.00	None
(2) Battery Back-Up, Per Arrangement	BU6		
ALLTEL Nebraska		\$ 92.00	
Kentucky ALLTEL - Lexington		None	
Kentucky ALLTEL - London		None	

\* Nonrecurring charges apply to Channel Mileage Terminations when installed without a Channel Termination.

(TR)

Issued:

One Allied Drive  
Little Rock, AR 72203

Effective:



## ACCESS SERVICE

7. Special Access Service (Cont'd)7.11 High Capacity Service (Cont'd)7.11.6 Rates and Charges - DS3 (Cont'd)7.11.6.5 36 Month Rates and Charges - Density  
Pricing Zone 2

	<u>USOC</u>	<u>Monthly Rate</u>	<u>Nonrecurring Charges</u>
(A) Channel Termination Per Termination			
(1) Electrical Interface			
Capacity of 1 Interface			
ALLTEL Nebraska		\$1,026.00	\$ 430.00
Kentucky ALLTEL - Lexington		\$1,000.00	\$1,000.00
Kentucky ALLTEL - London		\$2,980.00	\$1,000.00
Capacity of 3 Interface			
ALLTEL Nebraska		\$1,800.00	None
Kentucky ALLTEL - Lexington		\$1,240.00	\$2,500.00
Kentucky ALLTEL - London		\$3,534.00	\$2,500.00
- Per DS3			
ALLTEL Nebraska		\$ 175.81	\$ 430.00
Kentucky ALLTEL - Lexington		None	None
Kentucky ALLTEL - London		\$ 191.00	\$1,000.00
Capacity of 6 Interface			
ALLTEL Nebraska		\$3,100.00	None
Kentucky ALLTEL - Lexington		\$3,605.75	\$4,500.00
Kentucky ALLTEL - London		None	None
- Per DS3			
ALLTEL Nebraska		\$ 133.72	\$ 430.00
Kentucky ALLTEL - Lexington		None	None
Kentucky ALLTEL - London		None	None
Capacity of 12 Interface			
ALLTEL Nebraska		\$4,300.00	None
Kentucky ALLTEL - Lexington		\$3,605.75	\$4,500.00
Kentucky ALLTEL - London		\$6,261.00	\$4,500.00
- Per DS3			
ALLTEL Nebraska		\$ 133.72	\$ 430.00
Kentucky ALLTEL - Lexington		None	None
Kentucky ALLTEL - London		\$ 197.00	\$1,000.00

(TR)

Issued:

Effective:

One Allied Drive  
Little Rock, AR 72203

## ACCESS SERVICE

7. Special Access Service (Cont'd)7.11 High Capacity Service (Cont'd)7.11.6 Rates and Charges - DS3 (Cont'd)7.11.6.5 36 Month Rates and Charges - Density  
Pricing Zone 2 (Cont'd)

	<u>USOC</u>	<u>Monthly Rate</u>	<u>Nonrecurring Charges</u>
(A) Channel Termination Per Termination			
(2) Optical Interface			
Capacity of 1 Interface			
ALLTEL Nebraska		\$1,155.93	\$ 430.00
Kentucky ALLTEL - Lexington		\$1,000.00	\$1,000.00
Kentucky ALLTEL - London		\$2,980.00	\$1,000.00
Capacity of 3 Interface			
ALLTEL Nebraska		\$1,650.00	None
Kentucky ALLTEL - Lexington		\$1,240.00	\$2,500.00
Kentucky ALLTEL - London		\$3,534.00	\$2,500.00
- Per DS3			
ALLTEL Nebraska		\$ 118.12	\$ 430.00
Kentucky ALLTEL - Lexington		None	None
Kentucky ALLTEL - London		\$ 191.00	\$1,000.00
Capacity of 6 Interface			
ALLTEL Nebraska		\$2,550.00	None
Kentucky ALLTEL - Lexington		\$3,605.75	\$4,500.00
Kentucky ALLTEL - London		None	None
- Per DS3			
ALLTEL Nebraska		\$ 88.63	\$ 430.00
Kentucky ALLTEL - Lexington		None	None
Kentucky ALLTEL - London		None	None
Capacity of 12 Interface			
ALLTEL Nebraska		\$3,350.00	None
Kentucky ALLTEL - Lexington		\$3,605.75	\$4,500.00
Kentucky ALLTEL - London		\$6,261.00	\$4,500.00
- Per DS3			
ALLTEL Nebraska		\$ 88.63	\$ 430.00
Kentucky ALLTEL - Lexington		None	None
Kentucky ALLTEL - London		\$ 197.00	\$1,000.00

(TR)

Issued:

Effective:

One Allied Drive  
Little Rock, AR 72203

## ACCESS SERVICE

7. Special Access Service (Cont'd)7.11 High Capacity Service (Cont'd)7.11.6 Rates and Charges - DS3 (Cont'd)7.11.6.5 36 Month Rates and Charges - Density  
Pricing Zone 2 (Cont'd)

	<u>USOC</u>	<u>Monthly Rate</u>	<u>Nonrecurring Charges</u>
(B) Channel Mileage			
(1) Channel Mileage Facility			
- Per Mile	CMF		
ALLTEL Nebraska		\$110.00	
Kentucky ALLTEL - Lexington		\$ 32.05	
Kentucky ALLTEL - London		\$ 71.43	
(2) Channel Mileage Termination *			
- Per Termination	CMT		
ALLTEL Nebraska		\$480.00	\$500.00
Kentucky ALLTEL - Lexington		\$320.49	None
Kentucky ALLTEL - London		\$670.00	None
(C) Optional Features and Functions			
(1) Multiplexing, Per Arrangement			
DS3 to DS1	MQ3		
ALLTEL Nebraska		\$279.89	None
Kentucky ALLTEL - Lexington		\$320.54	\$450.00
Kentucky ALLTEL - London		\$440.00	None
(2) Battery Back-Up, Per Arrangement	BU6		
ALLTEL Nebraska		\$ 92.00	
Kentucky ALLTEL - Lexington		None	
Kentucky ALLTEL - London		None	

\* Nonrecurring charges apply to Channel Mileage Terminations when installed without a Channel Termination.

(TR)

Issued:

One Allied Drive  
Little Rock, AR 72203

Effective:

## ACCESS SERVICE

7. Special Access Service (Cont'd)7.11 High Capacity Service (Cont'd)7.11.6 Rates and Charges - DS3 (Cont'd)7.11.6.6 60 Month Rates and Charges - Density  
Pricing Zone 2

	<u>USOC</u>	<u>Monthly Rate</u>	<u>Nonrecurring Charges</u>
(A) Channel Termination Per Termination			
(1) Electrical Interface			
Capacity of 1 Interface			
ALLTEL Nebraska		\$ 912.01	\$ 430.00
Kentucky ALLTEL - Lexington		\$1,000.00	\$ 890.00
Kentucky ALLTEL - London		\$2,625.00	\$1,000.00
Capacity of 3 Interface			
ALLTEL Nebraska		\$1,550.00	None
Kentucky ALLTEL - Lexington		\$1,108.00	\$2,500.00
Kentucky ALLTEL - London		\$3,148.00	\$2,500.00
- Per DS3			
ALLTEL Nebraska		\$ 151.39	\$ 430.00
Kentucky ALLTEL - Lexington		None	None
Kentucky ALLTEL - London		\$ 270.00	\$1,000.00
Capacity of 6 Interface			
ALLTEL Nebraska		\$2,700.00	None
Kentucky ALLTEL - Lexington		\$3,252.25	\$4,500.00
Kentucky ALLTEL - London		None	None
- Per DS3			
ALLTEL Nebraska		\$ 116.47	\$ 430.00
Kentucky ALLTEL - Lexington		None	None
Kentucky ALLTEL - London		None	None
Capacity of 12 Interface			
ALLTEL Nebraska		\$3,750.00	None
Kentucky ALLTEL - Lexington		\$3,252.25	\$4,500.00
Kentucky ALLTEL - London		\$5,729.00	\$4,500.00
- Per DS3			
ALLTEL Nebraska		\$ 116.47	\$ 430.00
Kentucky ALLTEL - Lexington		None	None
Kentucky ALLTEL - London		\$ 176.00	\$1,000.00

(TR)

Issued:

Effective:

One Allied Drive  
Little Rock, AR 72203

## ACCESS SERVICE

7. Special Access Service (Cont'd)7.11 High Capacity Service (Cont'd)7.11.6 Rates and Charges - DS3 (Cont'd)7.11.6.6 60 Month Rates and Charges - Density  
Pricing Zone 2 (Cont'd)

		<u>USOC</u>	<u>Monthly Rate</u>	<u>Nonrecurring Charges</u>
(A)	Channel Termination Per Termination			
	(2) Optical Interface			
	Capacity of 1 Interface			
	ALLTEL Nebraska		\$1,027.51	\$ 430.00
	Kentucky ALLTEL - Lexington		\$1,000.00	\$ 890.00
	Kentucky ALLTEL - London		\$2,625.00	\$1,000.00
	Capacity of 3 Interface			
	ALLTEL Nebraska		\$1,460.00	None
	Kentucky ALLTEL - Lexington		\$1,108.00	\$2,500.00
	Kentucky ALLTEL - London		\$3,148.00	\$2,500.00
	- Per DS3			
	ALLTEL Nebraska		\$ 104.52	\$ 430.00
	Kentucky ALLTEL - Lexington		None	None
	Kentucky ALLTEL - London		\$ 270.00	\$1,000.00
	Capacity of 6 Interface			
	ALLTEL Nebraska		\$2,300.00	None
	Kentucky ALLTEL - Lexington		\$3,252.25	\$4,500.00
	Kentucky ALLTEL - London		None	None
	- Per DS3			
	ALLTEL Nebraska		\$ 79.94	\$ 430.00
	Kentucky ALLTEL - Lexington		None	None
	Kentucky ALLTEL - London		None	None
	Capacity of 12 Interface			
	ALLTEL Nebraska		\$3,000.00	None
	Kentucky ALLTEL - Lexington		\$3,252.25	\$4,500.00
	Kentucky ALLTEL - London		\$5,729.00	\$4,500.00
	- Per DS3			
	ALLTEL Nebraska		\$ 79.94	\$ 430.00
	Kentucky ALLTEL - Lexington		None	None
	Kentucky ALLTEL - London		\$ 176.00	\$1,000.00

(TR)

Issued:

One Allied Drive  
Little Rock, AR 72203

Effective:

## ACCESS SERVICE

7. Special Access Service (Cont'd)7.11 High Capacity Service (Cont'd)7.11.6 Rates and Charges - DS3 (Cont'd)7.11.6.6 60 Month Rates and Charges - Density  
Pricing Zone 2 (Cont'd)

	<u>USOC</u>	<u>Monthly Rate</u>	<u>Nonrecurring Charges</u>
(B) Channel Mileage			
(1) Channel Mileage Facility			
- Per Mile	CMF		
ALLTEL Nebraska		\$ 99.00	
Kentucky ALLTEL - Lexington		\$ 32.05	
Kentucky ALLTEL - London		\$ 71.43	
(2) Channel Mileage Termination *			
- Per Termination	CMT		
ALLTEL Nebraska		\$430.00	\$500.00
Kentucky ALLTEL - Lexington		\$320.49	None
Kentucky ALLTEL - London		\$670.00	None
(C) Optional Features and Functions			
(1) Multiplexing, Per Arrangement			
DS3 to DS1	MQ3		
ALLTEL Nebraska		\$279.89	None
Kentucky ALLTEL - Lexington		\$320.54	\$450.00
Kentucky ALLTEL - London		\$440.00	None
(2) Battery Back-Up, Per Arrangement	BU6		
ALLTEL Nebraska		\$ 92.00	
Kentucky ALLTEL - Lexington		None	
Kentucky ALLTEL - London		None	

\* Nonrecurring charges apply to Channel Mileage Terminations when installed without a Channel Termination.

(TR)

Issued:

One Allied Drive  
Little Rock, AR 72203

Effective:

## ACCESS SERVICE

7. Special Access Service (Cont'd)7.11 High Capacity Service (Cont'd)7.11.6 Rates and Charges - DS3 (Cont'd)7.11.6.7 Monthly Rates and Charges - Density Pricing Zone 3

	<u>USOC</u>	<u>Monthly Rate</u>	<u>Nonrecurring Charges</u>
(A) Channel Termination Per Termination			
(1) Electrical Interface			
Capacity of 1 Interface			
ALLTEL Nebraska		\$1,574.32	\$ 430.00
Kentucky ALLTEL - Lexington		\$1,200.00	\$1,000.00
Kentucky ALLTEL - London		\$4,000.00	\$1,000.00
Capacity of 3 Interface			
ALLTEL Nebraska		\$2,500.00	None
Kentucky ALLTEL - Lexington		\$1,480.00	\$2,500.00
Kentucky ALLTEL - London		\$5,139.00	\$2,500.00
- Per DS3			
ALLTEL Nebraska		\$ 244.196	\$ 430.00
Kentucky ALLTEL - Lexington		\$1,110.00	\$1,000.00
Kentucky ALLTEL - London		\$ 270.00	\$1,000.00
Capacity of 6 Interface			
ALLTEL Nebraska		\$4,300.00	None
Kentucky ALLTEL - Lexington		\$4,200.00	\$4,500.00
Kentucky ALLTEL - London		None	None
- Per DS3			
ALLTEL Nebraska		\$ 185.49	\$ 430.00
Kentucky ALLTEL - Lexington		\$ 450.00	\$1,000.00
Kentucky ALLTEL - London		None	None
Capacity of 12 Interface			
ALLTEL Nebraska		\$6,000.00	None
Kentucky ALLTEL - Lexington		\$4,242.00	\$4,500.00
Kentucky ALLTEL - London		\$8,099.00	\$4,500.00
- Per DS3			
ALLTEL Nebraska		\$ 185.49	\$ 430.00
Kentucky ALLTEL - Lexington		\$ 450.00	\$1,000.00
Kentucky ALLTEL - London		\$ 281.00	\$1,000.00

(TR)

Issued:

Effective:

One Allied Drive  
Little Rock, AR 72203

## ACCESS SERVICE

7. Special Access Service (Cont'd)7.11 High Capacity Service (Cont'd)7.11.6 Rates and Charges - DS3 (Cont'd)7.11.6.7 Monthly Rates and Charges - Density  
Pricing Zone 3 (Cont'd)

	<u>USOC</u>	<u>Monthly Rate</u>	<u>Nonrecurring Charges</u>
(A) Channel Termination Per Termination			
(2) Optical Interface			
Capacity of 1 Interface			
ALLTEL Nebraska		\$1,616.06	\$ 430.00
Kentucky ALLTEL - Lexington		\$1,200.00	\$1,000.00
Kentucky ALLTEL - London		\$4,000.00	\$1,000.00
Capacity of 3 Interface			
ALLTEL Nebraska		\$2,300.00	None
Kentucky ALLTEL - Lexington		\$1,480.00	\$2,500.00
Kentucky ALLTEL - London		\$5,139.00	\$2,500.00
- Per DS3			
ALLTEL Nebraska		\$ 164.65	\$ 430.00
Kentucky ALLTEL - Lexington		\$1,110.00	\$1,000.00
Kentucky ALLTEL - London		\$ 270.00	\$1,000.00
Capacity of 6 Interface			
ALLTEL Nebraska		\$3,600.00	None
Kentucky ALLTEL - Lexington		\$4,200.00	\$4,500.00
Kentucky ALLTEL - London		None	None
- Per DS3			
ALLTEL Nebraska		\$ 125.11	\$ 430.00
Kentucky ALLTEL - Lexington		\$ 450.00	\$1,000.00
Kentucky ALLTEL - London		None	None
Capacity of 12 Interface			
ALLTEL Nebraska		\$4,740.00	None
Kentucky ALLTEL - Lexington		\$4,242.00	\$4,500.00
Kentucky ALLTEL - London		\$8,099.00	\$4,500.00
- Per DS3			
ALLTEL Nebraska		\$ 125.11	\$ 430.00
Kentucky ALLTEL - Lexington		\$ 450.00	\$1,000.00
Kentucky ALLTEL - London		\$ 281.00	\$1,000.00

(TR)

Issued:

Effective:

One Allied Drive  
Little Rock, AR 72203



## ACCESS SERVICE

7. Special Access Service (Cont'd)7.11 High Capacity Service (Cont'd)7.11.6 Rates and Charges - DS3 (Cont'd)7.11.6.7 Monthly Rates and Charges - Density  
Pricing Zone 3 (Cont'd)

	<u>USOC</u>	<u>Monthly Rate</u>	<u>Nonrecurring Charges</u>
(B) Channel Mileage			
(1) Channel Mileage Facility			
- Per Mile	CMF		
ALLTEL Nebraska		\$129.44	
Kentucky ALLTEL - Lexington		\$ 32.05	
Kentucky ALLTEL - London		\$ 71.43	
(2) Channel Mileage Termination *			
- Per Termination	CMT		
ALLTEL Nebraska		\$646.28	\$500.00
Kentucky ALLTEL - Lexington		\$320.49	None
Kentucky ALLTEL - London		\$670.00	None
(C) Optional Features and Functions			
(1) Multiplexing, Per Arrangement			
DS3 to DS1	MQ3		
ALLTEL Nebraska		\$279.89	None
Kentucky ALLTEL - Lexington		\$320.54	\$450.00
Kentucky ALLTEL - London		\$440.00	None
(2) Battery Back-Up, Per Arrangement	BU6		
ALLTEL Nebraska		\$ 92.00	
Kentucky ALLTEL - Lexington		None	
Kentucky ALLTEL - London		None	

\* Nonrecurring charges apply to Channel Mileage Terminations when installed without a Channel Termination.

(TR)

Issued:

One Allied Drive  
Little Rock, AR 72203

Effective:

## ACCESS SERVICE

7. Special Access Service (Cont'd)7.11 High Capacity Service (Cont'd)7.11.6 Rates and Charges - DS3 (Cont'd)7.11.6.8 36 Month Rates and Charges - Density  
Pricing Zone 3

	<u>USOC</u>	<u>Monthly Rate</u>	<u>Nonrecurring Charges</u>
(A) Channel Termination Per Termination			
(1) Electrical Interface			
Capacity of 1 Interface			
ALLTEL Nebraska		\$1,416.89	\$ 430.00
Kentucky ALLTEL - Lexington		\$1,000.00	\$1,000.00
Kentucky ALLTEL - London		\$2,980.00	\$1,000.00
Capacity of 3 Interface			
ALLTEL Nebraska		\$1,260.00	None
Kentucky ALLTEL - Lexington		\$1,240.00	\$2,500.00
Kentucky ALLTEL - London		\$3,534.00	\$2,500.00
- Per DS3			
ALLTEL Nebraska		\$ 220.74	\$ 430.00
Kentucky ALLTEL - Lexington		\$ 930.00	\$1,000.00
Kentucky ALLTEL - London		\$ 191.00	\$1,000.00
Capacity of 6 Interface			
ALLTEL Nebraska		\$3,900.00	None
Kentucky ALLTEL - Lexington		\$3,605.75	\$4,500.00
Kentucky ALLTEL - London		None	None
- Per DS3			
ALLTEL Nebraska		\$ 168.23	\$ 430.00
Kentucky ALLTEL - Lexington		\$ 396.25	\$1,000.00
Kentucky ALLTEL - London		None	None
Capacity of 12 Interface			
ALLTEL Nebraska		\$5,400.00	None
Kentucky ALLTEL - Lexington		\$3,605.75	\$4,500.00
Kentucky ALLTEL - London		\$6,261.00	\$4,500.00
- Per DS3			
ALLTEL Nebraska		\$ 168.23	\$ 430.00
Kentucky ALLTEL - Lexington		\$ 396.25	\$1,000.00
Kentucky ALLTEL - London		\$ 197.00	\$1,000.00

(TR)

Issued:

Effective:

One Allied Drive  
Little Rock, AR 72203

## ACCESS SERVICE

7. Special Access Service (Cont'd)7.11 High Capacity Service (Cont'd)7.11.6 Rates and Charges - DS3 (Cont'd)7.11.6.8 36 Month Rates and Charges - Density  
Pricing Zone 3 (Cont'd)

	<u>USOC</u>	<u>Monthly Rate</u>	<u>Nonrecurring Charges</u>
(A) Channel Termination Per Termination			
(2) Optical Interface			
Capacity of 1 Interface			
ALLTEL Nebraska		\$1,454.46	\$ 430.00
Kentucky ALLTEL - Lexington		\$1,000.00	\$1,000.00
Kentucky ALLTEL - London		\$2,980.00	\$1,000.00
Capacity of 3 Interface			
ALLTEL Nebraska		\$2,100.00	None
Kentucky ALLTEL - Lexington		\$1,240.00	\$2,500.00
Kentucky ALLTEL - London		\$3,534.00	\$2,500.00
- Per DS3			
ALLTEL Nebraska		\$ 150.33	\$ 430.00
Kentucky ALLTEL - Lexington		\$ 930.00	\$1,000.00
Kentucky ALLTEL - London		\$ 191.00	\$1,000.00
Capacity of 6 Interface			
ALLTEL Nebraska		\$3,280.00	None
Kentucky ALLTEL - Lexington		\$3,605.75	\$4,500.00
Kentucky ALLTEL - London		None	None
- Per DS3			
ALLTEL Nebraska		\$ 114.00	\$ 430.00
Kentucky ALLTEL - Lexington		\$ 396.25	\$1,000.00
Kentucky ALLTEL - London		None	None
Capacity of 12 Interface			
ALLTEL Nebraska		\$4,300.00	None
Kentucky ALLTEL - Lexington		\$3,605.75	\$4,500.00
Kentucky ALLTEL - London		\$6,261.00	\$4,500.00
- Per DS3			
ALLTEL Nebraska		\$ 114.00	\$ 430.00
Kentucky ALLTEL - Lexington		\$ 396.25	\$1,000.00
Kentucky ALLTEL - London		\$ 197.00	\$1,000.00

(TR)

Issued:

Effective:

One Allied Drive  
Little Rock, AR 72203

## ACCESS SERVICE

7. Special Access Service (Cont'd)7.11 High Capacity Service (Cont'd)7.11.6 Rates and Charges - DS3 (Cont'd)7.11.6.8 36 Month Rates and Charges - Density  
Pricing Zone 3 (Cont'd)

	<u>USOC</u>	<u>Monthly Rate</u>	<u>Nonrecurring Charges</u>
(B) Channel Mileage			
(1) Channel Mileage Facility			
- Per Mile	CMF		
ALLTEL Nebraska		\$125.00	
Kentucky ALLTEL - Lexington		\$ 32.05	
Kentucky ALLTEL - London		\$ 71.43	
(2) Channel Mileage Termination *			
- Per Termination	CMT		
ALLTEL Nebraska		\$610.00	\$500.00
Kentucky ALLTEL - Lexington		\$320.49	None
Kentucky ALLTEL - London		\$670.00	None
(C) Optional Features and Functions			
(1) Multiplexing, Per Arrangement			
DS3 to DS1	MQ3		
ALLTEL Nebraska		\$279.89	None
Kentucky ALLTEL - Lexington		\$320.54	\$450.00
Kentucky ALLTEL - London		\$440.00	None
(2) Battery Back-Up, Per Arrangement	BU6		
ALLTEL Nebraska		\$ 92.00	
Kentucky ALLTEL - Lexington		None	
Kentucky ALLTEL - London		None	

\* Nonrecurring charges apply to Channel Mileage Terminations when installed without a Channel Termination.

(TR)

Issued:

One Allied Drive  
Little Rock, AR 72203

Effective:

## ACCESS SERVICE

7. Special Access Service (Cont'd)7.11 High Capacity Service (Cont'd)7.11.6 Rates and Charges - DS3 (Cont'd)7.11.6.9 60 Month Rates and Charges - Density  
Pricing Zone 3

	<u>USOC</u>	<u>Monthly Rate</u>	<u>Nonrecurring Charges</u>
(A) Channel Termination Per Termination			
(1) Electrical Interface			
Capacity of 1 Interface			
ALLTEL Nebraska		\$1,259.46	\$430.00
Kentucky ALLTEL - Lexington		\$1,000.00	\$ 890.00
Kentucky ALLTEL - London		\$2,625.00	\$1,000.00
Capacity of 3 Interface			
ALLTEL Nebraska		\$2,000.00	None
Kentucky ALLTEL - Lexington		\$1,108.00	\$2,500.00
Kentucky ALLTEL - London		\$3,148.00	\$2,500.00
- Per DS3			
ALLTEL Nebraska		\$ 195.35	\$ 430.00
Kentucky ALLTEL - Lexington		\$ 831.00	\$1,000.00
Kentucky ALLTEL - London		\$ 171.00	\$1,000.00
Capacity of 6 Interface			
ALLTEL Nebraska		\$3,450.00	None
Kentucky ALLTEL - Lexington		\$3,252.25	\$4,500.00
Kentucky ALLTEL - London		None	None
- Per DS3			
ALLTEL Nebraska		\$ 148.82	\$ 430.00
Kentucky ALLTEL - Lexington		\$ 365.00	\$1,000.00
Kentucky ALLTEL - London		None	None
Capacity of 12 Interface			
ALLTEL Nebraska		\$4,800.00	None
Kentucky ALLTEL - Lexington		\$3,252.25	\$4,500.00
Kentucky ALLTEL - London		\$5,729.00	\$4,500.00
- Per DS3			
ALLTEL Nebraska		\$ 148.82	\$ 430.00
Kentucky ALLTEL - Lexington		\$ 365.00	\$1,000.00
Kentucky ALLTEL - London		\$ 176.00	\$1,000.00

(TR)

Issued:

Effective:

One Allied Drive  
Little Rock, AR 72203

## ACCESS SERVICE

7. Special Access Service (Cont'd)7.11 High Capacity Service (Cont'd)7.11.6 Rates and Charges - DS3 (Cont'd)7.11.6.9 60 Month Rates and Charges - Density  
Pricing Zone 3 (Cont'd)

	<u>USOC</u>	<u>Monthly Rate</u>	<u>Nonrecurring Charges</u>
(A) Channel Termination Per Termination			
(2) Optical Interface			
Capacity of 1 Interface			
ALLTEL Nebraska		\$1,292.85	\$430.00
Kentucky ALLTEL - Lexington		\$1,000.00	\$ 890.00
Kentucky ALLTEL - London		\$2,625.00	\$1,000.00
Capacity of 3 Interface			
ALLTEL Nebraska		\$1,880.00	None
Kentucky ALLTEL - Lexington		\$1,108.00	\$2,500.00
Kentucky ALLTEL - London		\$3,148.00	\$2,500.00
- Per DS3			
ALLTEL Nebraska		\$ 134.58	\$ 430.00
Kentucky ALLTEL - Lexington		\$ 831.00	\$1,000.00
Kentucky ALLTEL - London		\$ 171.00	\$1,000.00
Capacity of 6 Interface			
ALLTEL Nebraska		\$2,900.00	None
Kentucky ALLTEL - Lexington		\$3,252.25	\$4,500.00
Kentucky ALLTEL - London		None	None
- Per DS3			
ALLTEL Nebraska		\$ 100.79	\$ 430.00
Kentucky ALLTEL - Lexington		\$ 365.00	\$1,000.00
Kentucky ALLTEL - London		None	None
Capacity of 12 Interface			
ALLTEL Nebraska		\$3,800.00	None
Kentucky ALLTEL - Lexington		\$3,252.25	\$4,500.00
Kentucky ALLTEL - London		\$5,729.00	\$4,500.00
- Per DS3			
ALLTEL Nebraska		\$ 100.79	\$ 430.00
Kentucky ALLTEL - Lexington		\$ 365.00	\$1,000.00
Kentucky ALLTEL - London		\$ 176.00	\$1,000.00

(TR)

Issued:

Effective:

One Allied Drive  
Little Rock, AR 72203

## ACCESS SERVICE

7. Special Access Service (Cont'd)7.11 High Capacity Service (Cont'd)7.11.6 Rates and Charges - DS3 (Cont'd)7.11.6.9 60 Month Rates and Charges - Density  
Pricing Zone 3 (Cont'd)

	<u>USOC</u>	<u>Monthly Rate</u>	<u>Nonrecurring Charges</u>
(B) Channel Mileage			
(1) Channel Mileage Facility			
- Per Mile	CMF		
ALLTEL Nebraska		\$110.00	
Kentucky ALLTEL - Lexington		\$ 32.05	
Kentucky ALLTEL - London		\$ 71.43	
(2) Channel Mileage Termination *			
- Per Termination	CMT		
ALLTEL Nebraska		\$545.00	\$500.00
Kentucky ALLTEL - Lexington		\$320.49	None
Kentucky ALLTEL - London		\$670.00	None
(C) Optional Features and Functions			
(1) Multiplexing, Per Arrangement			
DS3 to DS1	MQ3		
ALLTEL Nebraska		\$279.89	None
Kentucky ALLTEL - Lexington		\$320.54	\$450.00
Kentucky ALLTEL - London		\$440.00	None
(2) Battery Back-Up, Per Arrangement	BU6		
ALLTEL Nebraska		\$ 92.00	
Kentucky ALLTEL - Lexington		None	
Kentucky ALLTEL - London		None	

\* Nonrecurring charges apply to Channel Mileage Terminations when installed without a Channel Termination.

(TR)

Issued:

One Allied Drive  
Little Rock, AR 72203

Effective:

## ACCESS SERVICE

7. Special Access Service (Cont'd)7.11 High Capacity Service (Cont'd)7.11.6 Rates and Charges - DS3 (Cont'd)7.11.6.10 72 Month Rates and Charges - All Zones\*

	<u>Monthly Rate</u>	<u>Nonrecurring Charges</u>
(A) Channel Termination Per Termination		
Capacity of 1 Interface		
Kentucky ALLTEL - Lexington	\$1,000.00	\$ 805.00
Kentucky ALLTEL - London	\$2,466.00	\$1,000.00
Capacity of 3 Interface		
Kentucky ALLTEL - Lexington	\$1,040.00	\$2,500.00
Kentucky ALLTEL - London	\$2,974.00	\$2,500.00
- Per DS3		
Kentucky ALLTEL - Lexington	\$ 780.00	\$1,000.00
Kentucky ALLTEL - London	\$ 161.00	\$1,000.00
Capacity of 6 Interface		
Kentucky ALLTEL - Lexington	\$2,898.75	\$4,500.00
Kentucky ALLTEL - London	None	None
- Per DS3		
Kentucky ALLTEL - Lexington	\$ 341.00	\$1,000.00
Kentucky ALLTEL - London	None	None
Capacity of 12 Interface		
Kentucky ALLTEL - Lexington	\$2,898.75	\$4,500.00
Kentucky ALLTEL - London	\$5,479.00	\$4,500.00
- Per DS3		
Kentucky ALLTEL - Lexington	\$ 341.00	\$1,000.00
Kentucky ALLTEL - London	\$ 166.00	\$1,000.00
(B) Channel Mileage		
(1) Channel Mileage Facility		
- Per Mile		
Kentucky ALLTEL - Lexington	\$ 32.05	
Kentucky ALLTEL - London	\$ 71.43	
(2) Channel Mileage Termination		
- Per Termination		
Kentucky ALLTEL - Lexington	\$320.49	
Kentucky ALLTEL - London	\$670.00	

\* Effective September 14, 2002 these services are no longer available to new Customers. Existing Customers may continue their service at current prices until their service expires.

(TR)

Issued:

One Allied Drive  
Little Rock, AR 72203

Effective:



## ACCESS SERVICE

7. Special Access Service (Cont'd)7.11 High Capacity Service (Cont'd)7.11.7 Rates and Charges - Digital FT1

(y)

7.11.7.1 Monthly Rates and Charges

	<u>Monthly Rate</u>	<u>Nonrecurring Charges</u>
(A) Channel Termination Per Termination		
2 X 56 Kbps or 2 X 64 Kbps Kentucky ALLTEL - Lexington	\$103.00	\$450.00
4 X 56 Kbps or 4 X 64 Kbps Kentucky ALLTEL - Lexington	\$111.00	\$450.00
6 X 56 Kbps or 6 X 64 Kbps Kentucky ALLTEL - Lexington	\$119.00	\$450.00
(B) Channel Mileage		
(1) Channel Mileage Facility - Per Mile		
2 X 56 Kbps or 2 X 64 Kbps Kentucky ALLTEL - Lexington	\$ 5.25	
4 X 56 Kbps or 4 X 64 Kbps Kentucky ALLTEL - Lexington	\$ 6.25	
6 X 56 Kbps or 6 X 64 Kbps Kentucky ALLTEL - Lexington	\$ 7.25	
(2) Channel Mileage Termination - Per Termination		
2 X 56 Kbps or 2 X 64 Kbps Kentucky ALLTEL - Lexington	\$ 12.00	
4 X 56 Kbps or 4 X 64 Kbps Kentucky ALLTEL - Lexington	\$ 18.00	
6 X 56 Kbps or 6 X 64 Kbps Kentucky ALLTEL - Lexington	\$ 24.00	

(y)

(y) Issued under authority of Special Permission No. 03-009 of the Federal Communications Commission.

(TR118)

Issued: January 27, 2003

One Allied Drive  
Little Rock, AR 72203

Effective: February 11, 2003

## ACCESS SERVICE

7. Special Access Service (Cont'd)7.11 High Capacity Service (Cont'd)7.11.7 Rates and Charges - Digital FT1 (Cont'd)

(y)

7.11.7.2 12 Month Rates and Charges

	<u>Monthly Rate</u>	<u>Nonrecurring Charges</u>
(A) Channel Termination Per Termination		
2 X 56 Kbps or 2 X 64 Kbps Kentucky ALLTEL - Lexington	\$100.00	
4 X 56 Kbps or 4 X 64 Kbps Kentucky ALLTEL - Lexington	\$110.00	
6 X 56 Kbps or 6 X 64 Kbps Kentucky ALLTEL - Lexington	\$119.00	
(B) Channel Mileage		
(1) Channel Mileage Facility - Per Mile		
2 X 56 Kbps or 2 X 64 Kbps Kentucky ALLTEL - Lexington	\$ 5.25	
4 X 56 Kbps or 4 X 64 Kbps Kentucky ALLTEL - Lexington	\$ 6.25	
6 X 56 Kbps or 6 X 64 Kbps Kentucky ALLTEL - Lexington	\$ 7.25	
(2) Channel Mileage Termination - Per Termination		
2 X 56 Kbps or 2 X 64 Kbps Kentucky ALLTEL - Lexington	\$ 12.00	
4 X 56 Kbps or 4 X 64 Kbps Kentucky ALLTEL - Lexington	\$ 18.00	
6 X 56 Kbps or 6 X 64 Kbps Kentucky ALLTEL - Lexington	\$ 24.00	

(y)

(y) Issued under authority of Special Permission No. 03-009 of the Federal Communications Commission.

(TR118)

Issued: January 27, 2003

One Allied Drive  
Little Rock, AR 72203

Effective: February 11, 2003

## ACCESS SERVICE

7. Special Access Service (Cont'd)7.11 High Capacity Service (Cont'd)7.11.7 Rates and Charges - Digital FT1 (Cont'd)

(y)

7.11.7.3 36 Month Rates and Charges

	<u>Monthly Rate</u>	<u>Nonrecurring Charges</u>
(A) Channel Termination Per Termination		
2 X 56 Kbps or 2 X 64 Kbps Kentucky ALLTEL - Lexington	\$ 90.00	
4 X 56 Kbps or 4 X 64 Kbps Kentucky ALLTEL - Lexington	\$ 99.00	
6 X 56 Kbps or 6 X 64 Kbps Kentucky ALLTEL - Lexington	\$107.00	
(B) Channel Mileage		
(1) Channel Mileage Facility - Per Mile		
2 X 56 Kbps or 2 X 64 Kbps Kentucky ALLTEL - Lexington	\$ 5.25	
4 X 56 Kbps or 4 X 64 Kbps Kentucky ALLTEL - Lexington	\$ 6.25	
6 X 56 Kbps or 6 X 64 Kbps Kentucky ALLTEL - Lexington	\$ 7.25	
(2) Channel Mileage Termination - Per Termination		
2 X 56 Kbps or 2 X 64 Kbps Kentucky ALLTEL - Lexington	\$ 12.00	
4 X 56 Kbps or 4 X 64 Kbps Kentucky ALLTEL - Lexington	\$ 18.00	
6 X 56 Kbps or 6 X 64 Kbps Kentucky ALLTEL - Lexington	\$ 24.00	

(y)

(y) Issued under authority of Special Permission No. 03-009 of the Federal Communications Commission.

(TR118)

Issued: January 27, 2003

One Allied Drive  
Little Rock, AR 72203

Effective: February 11, 2003

## ACCESS SERVICE

7. Special Access Service (Cont'd)7.11 High Capacity Service (Cont'd)7.11.7 Rates and Charges - Digital FT1 (Cont'd)

(y)

7.11.7.4 60 Month Rates and Charges

	<u>Monthly Rate</u>	<u>Nonrecurring Charges</u>
(A) Channel Termination Per Termination		
2 X 56 Kbps or 2 X 64 Kbps Kentucky ALLTEL - Lexington	\$ 80.00	
4 X 56 Kbps or 4 X 64 Kbps Kentucky ALLTEL - Lexington	\$ 88.00	
6 X 56 Kbps or 6 X 64 Kbps Kentucky ALLTEL - Lexington	\$ 95.00	
(B) Channel Mileage		
(1) Channel Mileage Facility - Per Mile		
2 X 56 Kbps or 2 X 64 Kbps Kentucky ALLTEL - Lexington	\$ 5.25	
4 X 56 Kbps or 4 X 64 Kbps Kentucky ALLTEL - Lexington	\$ 6.25	
6 X 56 Kbps or 6 X 64 Kbps Kentucky ALLTEL - Lexington	\$ 7.25	
(2) Channel Mileage Termination - Per Termination		
2 X 56 Kbps or 2 X 64 Kbps Kentucky ALLTEL - Lexington	\$ 12.00	
4 X 56 Kbps or 4 X 64 Kbps Kentucky ALLTEL - Lexington	\$ 18.00	
6 X 56 Kbps or 6 X 64 Kbps Kentucky ALLTEL - Lexington	\$ 24.00	

(y)

(y) Issued under authority of Special Permission No. 03-009 of the Federal Communications Commission.

(TR118)

Issued: January 27, 2003

One Allied Drive  
Little Rock, AR 72203

Effective: February 11, 2003

## ACCESS SERVICE

7. Special Access Service (Cont'd)7.12 Synchronous Optical Channel Service7.12.1 Basic Channel Description

A Synchronous Optical Channel Service channel provides dedicated transport utilizing Synchronous Optical Network (SONET) transmission standards. Synchronous Optical Channel Service provides optical network capability to customers requiring connections at transmission rates of 155.52 Mbps (OC3) and 622.08 Mbps (OC12). Synchronous Optical Channel Service is provided between two customer designated premises (CDP) through one or more Telephone Company wire centers or between a CDP and a wire center equipped for Add/Drop Multiplexing (ADM). In addition, customers at an ADM equipped wire center may add or drop bandwidth capacity from the synchronous optical channel for delivery to a customer designated premises, WATS office, Public Packet Data Network Service, or another wire center.

OC3/OC3c Synchronous Optical Channel Service may also be provided between a customer designated premises and a Telephone Company designated DSL Access Service Connection Point.

Each channel will be configured with one working and one protect fiber pair within the same sheath between the CDP and the serving wire center of the CDP which provides redundancy to protect the customer's service. Should a failure occur, the SONET technology will automatically switch the customer's transmission to the dedicated protect fiber pair.

The customer may provide node and port equipment at the CDP which allows the high speed optical carrier channel to be converted to an electrical signal at a lower speed. The provision of such equipment by the customer is subject to compatibility with the Telephone Company's equipment in the serving wire center and must comply with the standards specified in GR-253-CORE.

The OC3 channel is available in a non-concatenated format (OC3) which provides three individual signals. The OC3 channel is also available in a concatenated format (OC3c) which provides a single signal appropriate for data transmissions.

(TR110)

## ACCESS SERVICE

7. Special Access Service (Cont'd)7.12 Synchronous Optical Channel Service (Cont'd)7.12.1 Basic Channel Description (Cont'd)

A term discount is available for Synchronous Optical Channel Service rate elements and optional features and functions. The term discount period for any applicable DS3 Capacity Discount Plan with an associated Term Discount Plan must be reestablished or upgraded at the time of conversion to Synchronous Optical Channel Service. Section 7.2.8(B) preceding specifies the conditions under which a term discount is applicable.

Synchronous Optical Channel Service is available at the wire centers as identified in National Exchange Carrier Association, Inc. Tariff F.C.C. No. 4.

Rates and charges for Synchronous Optical Channel Service are as set forth in 7.12.4 following.

7.12.2 Network Channel Interfaces

Compatible channel interfaces for Synchronous Optical Channel Service are as set forth in 15.3.5(H) following.

The following network channel interfaces (NCIs) define the bit rates that are available for a synchronous optical channel:

<u>NCI</u>	<u>Bit Rate</u>
FCF-B	155.52 Mbps (OC3, OC3c)
FCF-D	622.08 Mbps (OC12)

7.12.3 Optional Features and Functions(A) Customer Node

A Customer Node charge applies when the Telephone Company provides terminal equipment at the customer designated premises for termination of a Synchronous Optical Channel Service Channel Termination. Such equipment may be used to convert the signal from an optical to electrical format. The Customer Node charge is determined by the level of optical service (i.e., OC3, OC3c or OC12) delivered to the premises. Each Customer Node must be configured with one or more Customer Premises Ports.

Rates and charges for the Customer Node are as set forth in 7.12.4 following.

(TR110)

## ACCESS SERVICE

7. Special Access Service (Cont'd)7.12 Synchronous Optical Channel Service (Cont'd)7.12.3 Optional Features and Functions (Cont'd)(B) Customer Premises Port

Customer Premises Port charges apply in conjunction with the Customer Node charge. Each Customer Premises Port provides the interface to derive a lower capacity service at the customer premises. The type and quantity of ports is determined by the customer and is based on the type of Customer Node selected and the number of DS1, DS3, and/or OC3/OC3c channels ordered. Customer Premises Ports are available at the following speeds:

<u>Customer Premises Port</u>	<u>Speed</u>
OC3, OC3c	155.52 Mbps
DS3	44.736 Mbps
DS1	1.544 Mbps

Rates and charges for the Customer Premises Port are as set forth in 7.12.4 following.

(C) Add/Drop Multiplexing

An Add/Drop Multiplexing Central Office Port charge applies to the interface provided at a Telephone Company wire center for the purpose of adding or dropping lower capacity services from Synchronous Optical Channel Service Channel Termination or Channel Mileage transport facilities. Central Office Ports are available at the following speeds:

<u>Central Office Port</u>	<u>Speed</u>
OC3, OC3c	155.52 Mbps
DS3	44.736 Mbps
DS1	1.544 Mbps

OC12 service may only be multiplexed to OC3/OC3c channels.

(TR110)

## ACCESS SERVICE

7. Special Access Service (Cont'd)7.12 Synchronous Optical Channel Service (Cont'd)7.12.3 Optional Features and Functions (Cont'd)(C) Add/Drop Multiplexing (Cont'd)

When an OC3 channel is derived from an OC12 service and is further multiplexed to obtain DS3 service, a DS3 port charge will apply in addition to the OC3 port charge.

When a DS3 channel is derived from an OC3 service and is further multiplexed to obtain DS1 service, a DS3 to DS1 Multiplexing charge as set forth in 7.12.4 will apply in addition to the DS3 port charge.

When a DS1 channel is directly derived from an OC3 service, a DS1 port charge will apply.

When a DS1 channel is further multiplexed to a lower level signal, a DS1 to Voice Grade Multiplexing charge as set forth in 7.12.4 will also apply.

Rates and charges for the Central Office Port are as set forth in 7.12.4 following.

(TR110)



## ACCESS SERVICE

7. Special Access Service (Cont'd)7.12 Synchronous Optical Channel Service (Cont'd)7.12.4 Rates And Charges

		<u>Monthly Rate</u>	<u>Nonrecurring Charge</u>
(A)	Channel Termination Per Termination		
-	OC3/OC3c 155.52 Mbps		
	ALLTEL Nebraska	\$1,736.95	\$ 550.00
	Kentucky ALLTEL - Lexington	\$ 925.00	\$1,500.00
-	OC12 622.08 Mbps		
	ALLTEL Nebraska	\$2,097.37	\$ 550.00
	Kentucky ALLTEL - Lexington	\$2,125.00	\$3,000.00
(B)	Channel Mileage Facility Per Mile		
-	OC3/OC3c 155.52 Mbps		
	ALLTEL Nebraska	\$ 154.99	
	Kentucky ALLTEL - Lexington	\$ 160.00	
-	OC12 622.08 Mbps		
	ALLTEL Nebraska	\$ 227.84	
	Kentucky ALLTEL - Lexington	\$ 230.00	
(C)	Channel Mileage Termination Per Termination		
-	OC3/OC3c 155.52 Mbps		
	ALLTEL Nebraska	\$1,313.57	
	Kentucky ALLTEL - Lexington	None	
-	OC12 622.08 Mbps		
	ALLTEL Nebraska	\$1,517.17	
	Kentucky ALLTEL - Lexington	None	
(D)	Term Discounts	<u>Percentage</u>	
	OC3/OC3c and OC12 Services		
	36 months	10%	
	60 months	20%	

(TR110)

## ACCESS SERVICE

7. Special Access Service (Cont'd)7.12 Synchronous Optical Channel Service (Cont'd)7.12.4 Rates And Charges (Cont'd)

## (E) Optional Features and Functions

	Monthly Rate	Nonrecurring Charge
(1) Customer Node		
Per Node		
- OC3/OC3c 155.52 Mbps		
ALLTEL Nebraska	\$ 516.13	
Kentucky ALLTEL - Lexington	\$ 975.00	\$3,000.00
- OC12 622.08 Mbps		
ALLTEL Nebraska	\$1,443.56	
Kentucky ALLTEL - Lexington	\$2,350.00	\$6,000.00
Customer Premises Port		
Per Port		
- DS3 44.736 Mbps		
ALLTEL Nebraska	\$ 310.70	
Kentucky ALLTEL - Lexington	None	
- DS1 1.544 Mbps		
ALLTEL Nebraska	\$ 24.85	
Kentucky ALLTEL - Lexington	None	
(2) Add/Drop Multiplexing		
Central Office Port		
Per Port		
- OC3/OC3c 155.52 Mbps		
ALLTEL Nebraska	\$ 144.05	
Kentucky ALLTEL - Lexington	\$ 725.00	
- DS3 44.736 Mbps		
ALLTEL Nebraska	\$ 99.72	
Kentucky ALLTEL - Lexington	\$ 250.00	
- DS1 1.544 Mbps		
ALLTEL Nebraska	\$ 38.78	
Kentucky ALLTEL - Lexington	\$ 75.00	

(TR110)

## ACCESS SERVICE

8. Expanded Interconnection Service8.1 Service Description8.1.1 General

Expanded Interconnection Service (EIS) allows customers (Interconnectors) to interconnect their facilities with Telephone Company facilities on Telephone Company premises. EIS has two possible configurations. Physical collocation EIS would allow an Interconnector to locate certain facilities, fiber optic or microwave (where feasible), and equipment in a serving wire center. Virtual collocation EIS would allow an Interconnector to designate the equipment the Telephone Company would purchase, own and install on behalf of the Interconnector in the serving wire center. The type of collocation available in an Interconnector requested serving wire center shall be determined solely by the Telephone Company. The Interconnector may request that a serving wire center be made available for Expanded Interconnection Service but may not determine the type of collocation. EIS also provides for the interconnection, through the Cross-connect, of Telephone Company provided facilities and services (specified below) to Interconnector provided or specified facilities and equipment.

By ordering Expanded Interconnection Service from the Telephone Company under the terms of this tariff the Interconnector agrees it is bound and obligated to and by all the terms and conditions of this tariff.

Expanded Interconnection Service is provided to the Interconnector 24 hours a day, seven days a week.

The Telephone Company will accept Letters Of Agency (LOA) from Interconnectors' customers for ordering and billing of Physical Collocation EIS.

(TR110)

## ACCESS SERVICE

8. Expanded Interconnection Service (Cont'd)8.1 Service Description (Cont'd)8.1.1 General (Cont'd)

The Facility Interface Service (FIS) provides manhole, conduit, cable vault, riser and runway leased space to connect the Interconnector's fiber optic or microwave (where feasible) facilities with space in the Company's serving wire center.

The Cross-connect Interface (CCI) connects the Interconnector to other tariffed Interstate services of the Company. The Telephone Company will allow the Interconnector to designate the channel facility assignments for non-multiplexed channels. Specific Cross-connects may be provisioned as Telecommunications Service Priority (TSP) service as described in Section 13.5.5 following.

Cross-connects for the following services can be provided:

- High Capacity - 1.544 Mbps Service (DS1)
- High Capacity - 44.736 Mbps Service (DS3) - Electrical Interface

Other special access services are available on a bona fide request for such a service. Upon such a request, the service shall be included in this tariff section. Said tariff filing shall be within 45 days of receipt of the bona fide request by the Telephone Company and shall be effective 45 days after the filing date. Only access services currently available in the requested serving wire center may be requested as cross connects.

(TR110)

## ACCESS SERVICE

8. Expanded Interconnection Service (Cont'd)8.1 Service Description (Cont'd)8.1.2 Availability

This service is offered on a first-come, first-served basis, subject to the availability of space and facilities in each serving wire center where interconnection is requested. The Telephone Company shall specify the type of facility (fiber optic cable or microwave) available in a wire center upon bona fide request by any Interconnector desiring collocation. A bona fide request shall have been received when the advance payment amount and sufficient information to begin design of the Interconnector's collocation space has been received by the Telephone Company. The Telephone Company shall be the sole judge of the sufficiency of the information provided by the Interconnector.

The Telephone Company shall also select an EIS interconnection point for each wire center. This information shall be listed in Section 8.1.2(B) following.

The Telephone Company shall designate all spaces to be occupied by the Interconnector's facilities.

Upon such a bona fide request, the wire center and its EIS interconnection point(s) shall be included in this tariff section as available for Physical Collocation EIS. Said tariff filing shall be within 45 days of receipt of the bona fide request by the Telephone Company and shall be effective 45 days after the filing date.

(TR110)

## ACCESS SERVICE

8. Expanded Interconnection Service (Cont'd)8.1 Service Description (Cont'd)8.1.2 Availability(A) Rearrangements

In the event the Telephone Company determines that the Telephone Company's or any other entity's fiber optic cable facilities in conduit space or cable space or the Telephone Company's serving wire center equipment need rearrangement to accommodate the facilities of the Interconnector, the Telephone Company shall include these costs in the cable installation nonrecurring charges. Best efforts shall be made to minimize the cost of such rearrangements.

The Telephone Company shall not expand or enlarge any serving wire center for the sole purpose of physical or virtual collocation of Expanded Interconnection Service.

(TR110)

## ACCESS SERVICE

8. Expanded Interconnection Service (Cont'd)8.1 Service Description (Cont'd)8.1.2 Availability (Cont'd)(B) Serving Wire Center Availability

- (1) Fiber Optic based Expanded Interconnection Service via physical collocation is available in the following serving wire centers:

<u>Address</u>	<u>CLLI Code</u>	<u>EIS Interconnection Point</u>
1440 "M" Street, Lincoln, NE	LNCLNEXL	Manhole 17-NA

- (2) Microwave based Expanded Interconnection Service is available, where feasible, upon a bona fide request.

8.2 Regulations8.2.1 Minimum Period for Expanded Interconnection Service

The Interconnector shall agree to purchase Expanded Interconnection Service for a minimum of one (1) year. Occupancy for all spaces shall be granted upon completion of the service preparation work. The Telephone Company shall use its best efforts to provide occupancy of the space(s) on time and shall keep the Interconnector advised of any delays. See Section 8.2.11(I)(2)

In the event that the Telephone Company is delayed in providing EIS to the Interconnector for any reason other than the acts or omissions of the Interconnector, the Interconnector shall not be obliged to pay the rate elements shown in Section 8.4 following, for Expanded Interconnection until the date the Telephone Company provides occupancy to the Interconnector. At the end of the minimum period, service shall be on a month-to-month basis at terms, conditions and rates then currently in effect.

(TR110)

## ACCESS SERVICE

8. Expanded Interconnection Service (Cont'd)8.2 Regulations (Cont'd)8.2.2 Termination of Physical Collocation EIS

The Telephone Company shall have the right, for good cause shown, and upon ninety (90) days notice, to reclaim any floor space, conduit space or cable space, in order to fulfill its obligations under the law and the Telephone Company's tariffs to provide telecommunications services to its end user customers.

The Telephone Company shall have the right to terminate Physical Collocation at any time with respect to any multiplexing node and associated floor, cable, conduit space(s) and power where the serving wire center premises becomes the subject of a taking by eminent domain authority having such power. The Telephone Company shall notify the Interconnector of such termination and identify the schedule by which the Interconnector shall proceed to have the Interconnector's equipment or property removed from the multiplexing node(s) and associated cable and conduit space(s). The Interconnector shall have no claim against the Telephone Company for any relocation expenses (unless the Telephone Company is awarded relocation expenses as part of any award made for such taking), any part of any award that may be made for such taking or value of any unexpired minimum period that results from a termination by the Telephone Company under this Section of this Tariff, or any loss of business from full or partial interruption or interference due to any termination. However, nothing herein shall be construed as preventing the Interconnector from making its own claim against the eminent domain authority ordering the taking of the serving wire center premises.

The Interconnector may terminate Physical Collocation EIS as to any standard multiplexing node or portion thereof (in 50 square feet decrements), cable space, conduit space and power feed described in this tariff by giving sixty (60) days prior written notice to the Telephone Company. However, any remaining multiplexing node or floor space obtained under Expanded Interconnection may not be less than 100 square feet or a non-standard size as negotiated according to 8.2.6(D) following. Forty-eight (48) volt power feed quantities shall not be reduced to less than the minimum quantities. The Interconnector is responsible for the costs of such partial termination.

(TR110)



## ACCESS SERVICE

8. Expanded Interconnection Service (Cont'd)8.2 Regulations (Cont'd)8.2.2 Termination of Physical Collocation EIS (Cont'd)

In the event of a default under or breach of any material term or condition of Physical Collocation EIS by either Party (the Telephone Company or the Interconnector), the other Party shall have the right to terminate Physical Collocation EIS upon sixty (60) days written notice to the Party in breach, if the default or breach is not cured within sixty (60) days of the date that written notice of such default or breach is given by one Party to the other. Either Party shall also have an immediate right to terminate Physical Collocation EIS in the event of the other Party's bankruptcy, liquidation, insolvency or receivership.

8.2.3 Limitations

The provision of Physical Collocation EIS does not constitute a joint undertaking of the Telephone Company for the furnishing of any service.

None of the provisions of this Section of this Tariff apply or extend to any end user of the Interconnector.

The Telephone Company is not liable for any act or omission of the Interconnector in the furnishing of services to the Interconnector's end users.

Physical Collocation EIS does not convey to the Interconnector any right, title or interest in the Telephone Company serving wire center facility; the multiplexing node; floor space; floor space enclosure; conduit space; cable space; cable racking or runways; or vault space.

Physical Collocation EIS shall not provide any person not a party to Physical Collocation EIS with any remedy, claim, liability, reimbursement, claim of action or other right in excess of those existing without reference to this Tariff.

Neither the Telephone Company nor the Interconnector shall be held liable for any delay or failure in performance of any part of Physical Collocation EIS as described in this Tariff to the extent that such failure or delay is caused by Acts of God, acts of civil or military authority, government regulations, embargoes, epidemics, war, terrorist acts, riots, insurrections, fires, explosions, earthquakes, nuclear

(TR110)

## ACCESS SERVICE

8. Expanded Interconnection Service (Cont'd)8.2 Regulations (Cont'd)8.2.3 Limitations (Cont'd)

accidents, floods, strikes, work stoppages, power blackouts, volcanic action, other major environmental disturbances, unusually severe weather conditions, inability to secure products or services of other persons or transportation common carriers or other causes beyond the control of either the Telephone Company or the Interconnector. If any force majeure condition occurs, the Party (the Telephone Company or the Interconnector) delayed or unable to perform shall give immediate notice to the other Party and shall take all reasonable steps to correct the force majeure condition. During the pendency of the force majeure, the duties of both the Telephone Company and the Interconnector under Physical Collocation EIS affected by the force majeure condition shall be abated and shall resume without liability thereafter.

Neither the Telephone Company nor the Interconnector shall use the other's name without the written permission of the other in connection with promotional, advertising or other marketing material.

In the event that the Interconnector withdraws a request for Physical Collocation EIS, the Interconnector will only be responsible for those amounts already expended on its behalf by the Telephone Company.

8.2.4 Insurance Requirements

The Interconnector shall, at its sole cost and expense, procure, maintain, pay for and keep in force insurance as specified in this Section 8.2.4 following, and underwritten by insurance companies licensed to do business in the state where Physical Collocation EIS is offered. The Interconnector's insurance company's rating need not be higher than what the Telephone Company requires of its own underwriters. The Interconnector may be self insured with a program reasonably satisfactory to the Telephone Company. The Telephone Company shall be named as an additional insured and as a loss payee on all applicable policies.

(A) Types of Coverage and Limits

- (1) Commercial general liability, including Contractual Liability, insuring against liability for Personal Injury and Property Damage in an amount not less than \$5 million combined single limit per occurrence, naming the Telephone Company as an Additional Insured. The Contractual Coverage shall have coverage that shall apply if any exposure of Physical Collocation EIS exists within fifty (50) feet of a

(TR110)

## ACCESS SERVICE

8. Expanded Interconnection Service (Cont'd)8.2 Regulations (Cont'd)8.2.4 Insurance Requirements (Cont'd)(A) Types of Coverage and Limits (Cont'd)

## (1) (Cont'd)

railroad right of way, by including the following:  
"including coverage for work performed on or within fifty (50) feet of any railroad right of way." The insurance shall also contain coverage for bodily injury and property damage, with a policy aggregate of \$5 million. Said coverage shall include premises operations, contractual, independent contractors products/completed operations, broad form property and personal injury endorsements.

## (2) Umbrella/Excess Liability coverage in an amount of \$5 million excess of coverage specified in 8.2.4(A)(1) preceding and 8.2.4(A)(5) following.

## (3) All Risk Property coverage on a full replacement cost basis insuring all of the Interconnector's real and personal property situated on or within the Telephone Company location(s). The Interconnector may also elect to purchase business interruption and contingent business interruption insurance, knowing that the Telephone Company has no liability for loss of profit or revenues should an interruption of service occur.

## (4) Workers Compensation coverage including Employers Liability coverage in an amount of \$2 million per accident, in compliance with any Workers' Compensation or similar law where any work is performed in any way connected with the provision of Expanded Interconnection.

## (5) Auto liability insurance, including Interconnector owned, non-owned and hired vehicles, with at least a \$3 million bodily injury and property damage combined single limit naming the Telephone Company as an additional insured.

(TR110)

## ACCESS SERVICE

8. Expanded Interconnection Service (Cont'd)8.2 Regulations (Cont'd)8.2.4 Insurance Requirements (Cont'd)(A) Types of Coverage and Limits (Cont'd)

- (6) The limits set forth above in this Section 8.2.4 may be increased by the Telephone Company at any time to at least such minimum limits as shall then be customary in respect of comparable situations within the existing Telephone Company buildings.

(B) Other Insurance Requirements

- (1) All policies purchased by the Interconnector shall be deemed to be primary and not contributing to or in excess of any similar coverage purchased by the Telephone Company.
- (2) All insurance shall be in effect on or before occupancy date and shall remain in force as long as the Interconnector's facilities remain within any spaces governed by Physical Collocation EIS. If the Interconnector fails to maintain the coverage, the Telephone Company may pay the premiums thereon and seek reimbursement of same from the Interconnector.
- (3) The Interconnector shall submit certificates of insurance reflecting the coverages specified in this Tariff prior to occupancy or prior to the commencement of the work called for in this Tariff if during the construction period the Interconnector has access to the Telephone Company's premises either directly or through its contractors. The Interconnector shall arrange for the Telephone Company to receive thirty (30) days advance notice of cancellation from the Interconnector's insurance company.
- (4) Failure to comply with the provisions of this Section shall be deemed grounds for eviction from the spaces provided under Physical Collocation EIS.
- (5) Should there be a liability claim that is common to both the Telephone Company and the Interconnector, the Telephone Company shall handle the claim (unless otherwise agreed in writing). After claim resolution, defense and settlement costs shall be shared proportionally based on square footage of occupancy.

(TR110)

## ACCESS SERVICE

8. Expanded Interconnection Service (Cont'd)8.2 Regulations (Cont'd)8.2.5 Liability

- (A) The Telephone Company reserves to itself, its successors and assigns, the right to utilize the space within its serving wire center(s) in such a manner as shall best enable it to fulfill its own service requirements. The Telephone Company and Interconnector shall be liable one to the other only for and to the extent of any physical damage caused by the negligence of one of such parties, its agents or employees to the other's facilities or equipment occupying the Telephone Company's serving wire center. Neither party shall be liable to the other or the other's customers for any interruption of service or for interference with the operation of the other's facilities arising in any manner out of the use of space in the Telephone Company's serving wire center(s), unless caused by the party's gross negligence or willful misconduct.
- (B) Except as provided in this Section 8, each party shall indemnify, defend, and save harmless the other from and against any and all losses, claims, demands, causes of action and costs, whether suffered, made, instituted, or asserted by the other party or by any third party or person for damages to property and injury or death to persons, including payments made under any Workers Compensation Law or under any plan for employees' disability and death benefits, which may arise out of or be caused by the negligent installation, maintenance, repair, replacement, presence, use or removal of such party's equipment or facilities, or by the proximity thereof to the equipment or facilities of all parties occupying space in the Telephone Company's serving wire center(s), or by any negligent act or omission of the party, its employees, agents or contractors, in connection therewith. The provisions of this Section on Liability shall survive the termination, cancellation, modification or rescission of Physical Collocation EIS.

(TR110)

## ACCESS SERVICE

8. Expanded Interconnection Service (Cont'd)8.2 Regulations (Cont'd)8.2.5 Liability (Cont'd)

- (C) The Interconnector shall indemnify, defend, and save harmless Telephone Company from and against any and all losses, claims, demands, causes of action, damages and costs, including but not limited to attorney's fees and damages, costs, and expense of relocating conduit systems resulting from loss of right-of-way or property owner consents, which may arise out of or be caused by the presence in, or the occupancy of the serving wire center by the Interconnector, and/or acts by the Interconnector, its employees, agents, or contractors.
- (D) In no event shall either party or any of its directors, officers or employees or agents be liable for any loss of profit or revenue by the other party or for any loss of AC or DC power, heating, ventilation and air conditioning (HVAC) interruptions, consequential, incidental, special, punitive or exemplary damages incurred or suffered by the other party, even if the party has been advised of the possibility of such loss or damage.
- (E) Each party represents, warrants and covenants to the other that it shall not cause or permit any other party to cause any environmental conditions in, at or affecting the serving wire center which violate any Federal, State or Local law, ordinance, rule or regulation. Neither party shall store any hazardous materials in the multiplexing node, and shall not use any hazardous materials or equipment without the express written consent of the other party. Any such materials or equipment used shall be disposed of in a manner satisfactory to the other party. Each party shall indemnify, defend, and hold harmless the other party from any and all liability, damage, claim or cost of any kind, including reasonable attorneys' fees, resulting from or arising out of any breach of this Section of this Tariff. The provisions of this paragraph shall survive the termination, cancellation, modification, or rescission of Physical Collocation EIS.
- (F) Each party shall be responsible for all persons under its control or direction working in compliance with this Tariff, satisfactorily, and in harmony with all others working in the Telephone Company premises.

(TR110)

## ACCESS SERVICE

8. Expanded Interconnection Service (Cont'd)8.2 Regulations (Cont'd)8.2.5 Liability (Cont'd)(G) Damage and/or Casualty to Serving Wire Center

- (1) If any of the facilities providing Physical Collocation EIS shall be damaged by fire or other casualty, the Interconnector shall give immediate notice thereof to the Telephone Company. Terms, conditions and rates set forth in this tariff shall continue in full force and effect except as set forth in this Section 8.2.5(G) following.
- (2) If any of the facilities providing Physical Collocation EIS are partially damaged or rendered partially unusable by fire or other casualty not caused by the Interconnector, the damages to said facilities shall be repaired by and at the expense of the Telephone Company. All fees and charges, until such repair shall be substantially completed, shall be apportioned from the day following the casualty according to the part of the floor space and/or associated conduit space and cable space which are usable.
- (3) If the floor space, conduit space, cable space or power plant is totally damaged or rendered wholly unusable by fire or other casualty not caused by the Interconnector, then all fees and charges shall be proportionately paid up to the time of the casualty and thenceforth shall cease until the date when the space shall have been repaired and restored by the Telephone Company, subject to the Telephone Company's right to elect not to restore the same as hereinafter provided.
- (4) If the floor space, conduit space, cable space or power plant is rendered wholly unusable through no fault of the Interconnector, or (whether or not the demised premises are damaged in whole or in part) if the building shall be so damaged that the Telephone Company shall decide to demolish it or to rebuild it, then, in any of such events, the Telephone Company may elect to terminate Physical Collocation EIS at the specific serving wire center by written notice to the Interconnector given within Sixty (60) days

(TR110)

## ACCESS SERVICE

8. Expanded Interconnection Service (Cont'd)8.2 Regulations (Cont'd)8.2.5 Liability (Cont'd)(G) Damage and/or Casualty to Serving Wire Center (Cont'd)

## (4) (Cont'd)

after such fire or casualty and upon the date specified in such notice the minimum period shall expire as fully and completely as if such date were the date set forth for the termination of the minimum period. The Interconnector shall forthwith quit, surrender and vacate the floor space, conduit space and cable space without prejudice however to the Telephone Company's rights and remedies against the Interconnector under any provisions in effect prior to such termination, and any fees and charges owing shall be paid up to such date and any payments made by the Interconnector which were on account of any period subsequent to such date shall be returned to the Interconnector. Unless the Telephone Company shall serve a termination notice as provided for in this Section, the Telephone Company shall make the repairs and restorations under the conditions of Sections 8.2.5(G)(2) and 8.2.5(G)(3) preceding, with all reasonable expedition subject to delays due to adjustment of insurance claims, labor troubles and causes beyond the Telephone Company's reasonable control. After any such casualty, the Interconnector shall cooperate with the Telephone Company's restoration by removing from the multiplexing node as promptly as reasonably possible, all of the Interconnector's salvageable inventory and movable equipment, furniture and other property. The Interconnector's liability for fees and charges shall resume either upon occupancy by the Interconnector or thirty (30) days after written notice from the Telephone Company that the multiplexing node, floor space, conduit space, cable space or power plant is restored to a condition comparable to that existing prior to such casualty.

- (5) In the event of a catastrophic loss, resulting in damages to the central office and the physical collocation space, the Telephone Company will inform the Interconnector of its plans to rebuild as soon as is practicable and the Telephone Company will restore service to the Interconnector as soon as practicable.

(TR110)



## ACCESS SERVICE

8. Expanded Interconnection Service (Cont'd)8.2 Regulations (Cont'd)8.2.5 Liability (Cont'd)

- (H) Nothing contained in this tariff shall relieve the Interconnector from liability that may exist as a result of damage from fire or other casualty. Notwithstanding the foregoing, each party shall look first to any insurance in its favor before making any claim against the other party for recovery for loss or damage resulting from fire or other casualty, and to the extent that such insurance is in full force and collectible and to the extent permitted by law, the Telephone Company and the Interconnector each hereby releases and waives all right of recovery against the other or one claiming through or under each of them by way of subrogation or otherwise. The foregoing release and waiver shall be in force only if both the Telephone Company's and the Interconnector's insurance policies contain a clause providing that such a release or waiver shall not invalidate the insurance and also, provided that such a policy can be obtained without additional premiums. The Interconnector acknowledges that the Telephone Company shall not carry insurance on the Interconnector's furniture and/or furnishings or any fixtures or equipment, improvements, or appurtenances removable by the Interconnector.
- (I) Each party shall hold the other harmless from and against any claim, judgment or liability of any nature, regardless of the cause therefor, that may be asserted or obtained by any person for personal injury or property damage related to or arising from the existence of the indemnifying party's owned or leased fiber optic cable, other cable or equipment in or attached to the interconnection point, conduit space, cable vault, cable space, multiplexing node or other item used to provide Expanded Interconnection Service (other than negligent actions or non-actions of the indemnified party's employees and agents) and any act, or failure to act, of the indemnifying party in connection with the use, inspection, maintenance, repair and replacement of such party's owned or leased fiber optic cable, other cable or equipment.

(TR110)

## ACCESS SERVICE

8. Expanded Interconnection Service (Cont'd)8.2 Regulations (Cont'd)8.2.6 Multiplexing Node

A multiplexing node is the area in a Telephone Company serving wire center set aside for the exclusive use of an Interconnector purchasing Physical Collocation EIS.

(A) Technical Standards

All Interconnector owned or leased equipment to be installed in Telephone Company serving wire centers shall either be on the Telephone Company's list of approved products, or equipment that complies with the Bellcore Network Equipment Building System (NEBS) Generic Equipment Requirements (TR-NWT-000063) and Telephone Company serving wire center environmental and transmission standards in effect at the time of equipment installation. Interconnection shall be made in accordance with the provisions specified in technical reference publication TR-NWT-000063 and Section 2.6 preceding.

(B) Types of Equipment Allowed

The Interconnector's multiplexing node shall be the location where the Interconnector may place equipment needed to terminate basic transmission facilities, including optical terminating equipment and multiplexers.

- (1) The Interconnector may use the multiplexing node solely for the purposes of installing, maintaining and operating the Interconnector's equipment to interconnect with telecommunications services and facilities provided by the Telephone Company in accordance with this Section 8 of this Tariff and for no other purpose.

(TR110)

## ACCESS SERVICE

8. Expanded Interconnection Service (Cont'd)8.2 Regulations (Cont'd)8.2.6 Multiplexing Node (Cont'd)(B) Types of Equipment Allowed (Cont'd)

- (2) The Interconnector may order business service under the Telephone Company's local exchange tariff for official administrative communications required within the multiplexing node. The Interconnector's equipment and installation of the Interconnector's equipment shall comply with the Telephone Company's policies and practices relating to fire, safety, health, environmental, and network safeguards, and the Interconnector shall ensure that its equipment and installation activities do not act as a hindrance to the Telephone Company's services or facilities.
- (3) The Telephone Company will make reasonable efforts to provide contiguous space when the Interconnector requires it for expansion. In the event that contiguous space is not available and an Interconnector occupies more than one floor space location within the same serving wire center premises, the Interconnector shall be allowed to interconnect its equipment contained in such floor spaces. At these locations, the Interconnector shall be responsible for supplying the cabling between the Interconnector's floor space locations using the Telephone Company designated supporting structures. Additional rate elements and rates shall be developed and filed in this tariff in accordance with the Rules and Regulations of the Federal Communications Commission to recover the costs of such structures and activities.

(C) Non-Compliant Installations

If at any time the Telephone Company reasonably determines that either the Interconnector's equipment or the Interconnector's installation does not meet the requirements of this Tariff, the Interconnector shall be responsible for the costs associated with the removal of equipment or modification of the equipment or installation to render it compliant. If the Interconnector fails to correct any non-compliance with these standards within fifteen (15) days written notice to the Interconnector, the Telephone Company may have the equipment removed or the condition corrected at the Interconnector's expense.

(TR110)

## ACCESS SERVICE

8. Expanded Interconnection Service (Cont'd)8.2 Regulations (Cont'd)8.2.6 Multiplexing Node (Cont'd)(C) Non-Compliant Installations (Cont'd)

If, during the installation phase, the Telephone Company reasonably determines any of the Interconnector's activities or equipment are unsafe, non-standard or in violation of any applicable fire, environmental or other laws or regulations, the Telephone Company has the right to immediately stop the work or place it on hold. However, when such conditions pose an immediate threat to the safety of the Telephone Company's employees, interfere with the performance of the Telephone Company's service obligations, or pose an immediate threat to the physical integrity of the conduit system or the cable facilities of the Telephone Company, the Telephone Company may perform such work and/or take such action that the Telephone Company deems necessary without prior notice to the Interconnector. The reasonable cost of said work and/or actions shall be borne by the Interconnector. The Telephone Company reserves the right to remove products, facilities and equipment from its list of approved products if such products, facilities and equipment are determined to be no longer compliant with NEBS and the Telephone Company standards.

(D) Enclosures

The Telephone Company shall designate floor space within each serving wire center which shall constitute the multiplexing node. The Telephone Company shall engineer and construct a secure enclosure and/or room for the Interconnector(s).

(TR110)

## ACCESS SERVICE

8. Expanded Interconnection Service (Cont'd)8.2 Regulations (Cont'd)8.2.6 Multiplexing Node (Cont'd)(D) Enclosures (Cont'd)

Any work required or requested by the Interconnector after initial installation solely because of the existence of the Interconnector's facilities shall be at the Interconnector's expense.

The minimum size of a standard multiplexing node shall be 100 square feet per serving wire center. Additional space shall be offered on an as needed basis where feasible. An Interconnector with a multiplexing node in a Telephone Company serving wire center may request additional standard increments of 50 square feet in the same serving wire center.

Non-standard size nodes may be negotiated between the Telephone Company and the Interconnector. Terms, conditions and rates for such space shall be developed and filed on an Individual Case Basis (ICB). Any Interconnector desiring the same terms and conditions shall be offered the same rates.

(TR110)

## ACCESS SERVICE

8. Expanded Interconnection Service (Cont'd)8.2 Regulations (Cont'd)8.2.6 Multiplexing Node (Cont'd)(E) Power and Environmental Support

In addition to floor space the Telephone Company shall provide DC power, battery and generator back-up power, 110 volts AC power for convenience outlets and lighting for frames and environmental support to the Interconnector's equipment in the same manner that it provides such support items to its own equipment within that serving wire center. Such power shall not be guaranteed to any level in excess of the level provided by the Telephone Company for its own equipment and facilities.

While the Telephone Company shall make every effort to prevent loss of power, no guarantee shall be made for absolute prevention of loss of power.

(TR110)

## ACCESS SERVICE

8. Expanded Interconnection Service (Cont'd)8.2 Regulations (Cont'd)8.2.6 Multiplexing Node (Cont'd)(E) Power and Environmental Support (Cont'd)(1) DC Power

Direct Current (DC) power with a nominal 48 volts power derived from the Telephone Company's rectifier and battery DC plant voltage shall be provided. DC power can vary between 54 volts (high voltage shutdown) and 45 volts. Normal plant float voltage is 52 volts. The Telephone Company and/or vendors approved by the Telephone Company shall install the equipment needed to deliver power to a DC power board in the immediate area of the Interconnector's multiplexing node. A ground bar for the use of all Interconnectors shall be connected to the serving wire center isolation ground bar at the Interconnector's expense. The DC power plant shall be subject to the normal voltage reductions common to battery plants occurring during commercial power failures. Once the back-up generator system is operational and placed back on-line, the DC voltage will return to the nominal voltage level. Should the Interconnector's power requirements increase to the point that the Telephone Company shall purchase additional power plant to meet their demands, the Interconnector shall be responsible for compensating the Telephone Company for the purchase and installation of such additional plant.

(2) Emergency AC Power

Emergency AC power is provided by a stand-by generator (on-site or portable) back-up during a loss of commercial AC. The transition time from commercial AC power to on-site emergency AC power can be anywhere from 10 to 120 seconds. Provision of portable generation equipment will take longer.

(F) Maintenance

The Interconnector shall be responsible for the installing, maintaining, repairing and servicing of its equipment located in the multiplexing node.

(TR110)

## ACCESS SERVICE

8. Expanded Interconnection Service (Cont'd)8.2 Regulations (Cont'd)8.2.6 Multiplexing Node (Cont'd)(G) Acceptance and Turnover of Space(s)

The Telephone Company shall notify the Interconnector in writing of the completion of the service preparation and cable installation work. Prior to beginning installation work or occupancy, the Interconnector shall indicate in writing the acceptance of all work done by the Telephone Company and/or any vendors approved by the Telephone Company. Interconnector access to the spaces shall be provided only after such acceptance. Billing of floor space, conduit facilities, power feeds, cross-connects and the remaining 50 percent of the Construction nonrecurring rate and the remaining 50 percent of the Entrance Facility Installation nonrecurring rate shall begin upon written notification by the Telephone Company to the Interconnector that all installation has been completed and the multiplexing node is ready for occupancy.

Before beginning any delivery, installation, replacement or removal work for equipment and/or facilities located within the Interconnector's multiplexing node, the Interconnector shall obtain the Telephone Company's written approval of the Interconnector-proposed scheduling of the work in order to coordinate use of temporary staging areas and other building facilities. The Telephone Company may request additional information before granting approval, and may require scheduling changes. Such approval shall not be unreasonably withheld.

The Interconnector is responsible for procuring all fiber optic cables from the interconnection point to the multiplexing node, including fiber optic cable into the serving wire center cable vault, and within cable support structures between the cable vault and the multiplexing node.

(TR110)



## ACCESS SERVICE

8. Expanded Interconnection Service (Cont'd)8.2 Regulations (Cont'd)8.2.6 Multiplexing Node (Cont'd)(H) Reclamation of Floor Space

If floor space is needed to accommodate another Interconnector or the Telephone Company's service, the Telephone Company may take back from the Interconnector floor space not being used or not being used efficiently. In determining whether an Interconnector's space is being used efficiently, the Telephone Company will consider all relevant factors, including the need to meet minimum safety standards, the amount of space needed for ventilation and access, the need for an adequate amount of storage space, and the number of bays needed for the type of equipment deployed. The Interconnector shall have one hundred and eighty (180) days from notice by the Telephone

(TR110)

## ACCESS SERVICE

8. Expanded Interconnection Service (Cont'd)8.2 Regulations (Cont'd)8.2.6 Multiplexing Node (Cont'd)(H) Reclamation of Floor Space (Cont'd)

Company to either satisfy the requirement that floor space be efficiently used or vacate the space. Warehousing is not allowed. Warehousing shall be deemed to occur when purchased floor space has not been occupied by Interconnector equipment for more than one (1) year. Both the Telephone Company and the Interconnector shall work cooperatively to maximize the availability of floor space.

(I) The Interconnector shall be responsible for accepting delivery, installation and maintenance of its equipment within the multiplexing node. The Interconnector shall not construct improvements or make alterations or repairs to the floor space or floor space enclosure (if any) without the prior written approval of the Telephone Company, which the Telephone Company shall not unreasonably withhold.

(J) Prohibited Tools

Powder actuated tools shall not be used in any fashion in any serving wire center without specific permission of the Telephone Company.

8.2.7 Access, Safety and Security

(A) The Telephone Company shall permit the Interconnector's employees, agents and contractors approved by the Telephone Company (such approval shall not be unreasonably withheld) to have access to the areas where the Interconnector's multiplexing node is located at all times, provided that the Interconnector's employees, agent and contractors comply with the policies and practices of the Telephone Company pertaining to fire, safety and security. The Interconnector shall be provided with serving wire center specific procedures for entry. The Interconnector shall also be given procedures for

(TR110)

## ACCESS SERVICE

8. Expanded Interconnection Service (Cont'd)8.2 Regulations (Cont'd)8.2.7 Access, Safety and Security (Cont'd)

## (A) (Cont'd)

notifying the Telephone Company that supervisory personnel shall be needed at a specific serving wire center or other Telephone Company premise. The Interconnector shall pay the stated supervision nonrecurring charges, as described in Section 8.2.11(M) following, for all supervision of its personnel in the serving wire center or other Telephone Company premises.

- (B) The Interconnector shall not install any equipment, cable or fiber optic cable in its multiplexing node that does not meet the National Electrical Code, local electrical codes or other applicable health and safety regulations.

(C) Inspections

- (1) The Interconnector shall allow the Telephone Company access to the multiplexing node for emergency, safety and inspection purposes. Inspections may be conducted at irregular intervals of all or portions of the Interconnector's facilities, to determine that occupancies are authorized and are installed and maintained in conformance with the required standards. The Interconnector shall have the right to be present for inspections of their physical collocation equipment. The Telephone Company will provide the Interconnector with two weeks advance written notice for non-emergency inspections. Non-emergency inspections will be conducted no more frequently than once a month. If an inspection is to be conducted by an outside agency (e.g., fire, safety, insurance), the Telephone Company will notify the Interconnector promptly in writing of the outside agency inspection unless notice in writing is not practicable. If notice in writing is not practicable, the Telephone Company will provide the Interconnector with prompt non-written notice so that the Interconnector can exercise its right to be present at the inspection. In the event that an emergency necessitates an inspection, the Telephone Company will, as soon as reasonably possible, notify the Interconnector of the emergency, the nature of the emergency, and that an inspection is being conducted in response to the emergency.

(TR110)

## ACCESS SERVICE

8. Expanded Interconnection Service (Cont'd)8.2 Regulations (Cont'd)8.2.7 Access, Safety and Security (Cont'd)(C) Inspections (Cont'd)

- (2) The Telephone Company shall visually observe the Interconnector's equipment, cable facilities, fiber optic cable and equipment installation during and shortly after the completion of the installation of such equipment and facilities to determine that all occupancies conform to the standards required by this Tariff.
- (3) The Telephone Company shall verify that corrective action has been taken by the Interconnector on variances from required safety, construction and maintenance practices reported to the Interconnector by the Telephone Company.
- (4) The Telephone Company has the right to inspect, at the Interconnector's expense, the completed installation of the Interconnector's equipment and facilities.
- (5) Any repairs or modifications made necessary by such inspections shall be at the expense of the Interconnector.
- (6) The Interconnector has the right to be present at such inspections.
- (7) The Telephone Company reserves the right of access to the Interconnector's multiplexing node to perform required daily housekeeping and building maintenance activities.

(D) Security Arrangements

- (1) The Interconnector shall abide by all the Telephone Company security practices for non-Telephone Company employees with access to the Telephone Company's serving wire centers. Any violation of this Section 8.2.7 shall be grounds for termination of Physical Collocation EIS for the Interconnector involved.
- (2) The Interconnector shall supply the Telephone Company with a list of its employees who require access. The list shall include social security numbers of all such individuals.

(TR110)

## ACCESS SERVICE

8. Expanded Interconnection Service (Cont'd)8.2 Regulations (Cont'd)8.2.7 Access, Safety and Security (Cont'd)(D) Security Arrangements (Cont'd)

- (3) The Telephone Company shall issue non-employee photographic identification cards for each Interconnector employee listed, in accordance with Section 8.2.7(D)(2) preceding, at the Interconnector's expense as described in Section 8.2.11(M)(5) following. These cards shall permit access to the location of the Interconnector's multiplexing node. The Interconnector is responsible for returning cards of its terminated employees. All cards shall be returned upon termination of Interconnector's Physical Collocation EIS.
- (4) The Interconnector's employees shall display identification cards at all times.
- (5) The Interconnector's employees are restricted to a specific access route, designated by the Telephone Company, from the designated serving wire center exterior door to the multiplexing node. The Interconnector's employees shall be accompanied at all times by a Telephone Company employee assigned to Interconnector supervision at the Interconnector's expense.
- (6) The Telephone Company shall provide the security device for the multiplexing node enclosure. The Interconnector shall be provided with keys or other provisions for access to its node. The Telephone Company shall be permitted access to the multiplexing node to perform its required housekeeping, building maintenance and equipment inspection activities and in the event of an emergency.
- (7) During the installation phase, or for subsequent maintenance, the Interconnector shall have access to its multiplexing node and any room or area containing the Interconnector's equipment or facilities. The Interconnector shall be supervised at all times and in such required areas by qualified Telephone Company employees for these occasions at the expense of the Interconnector, as described in Sections 8.2.7, 8.2.11 and 8.4.4 following.

(TR110)

## ACCESS SERVICE

8. Expanded Interconnection Service (Cont'd)8.2 Regulations (Cont'd)8.2.7 Access, Safety and Security (Cont'd)(D) Security Arrangements (Cont'd)

- (8) In the event of work stoppages, separate entrances shall be established for the Interconnector, where possible. This shall assure that one party's work stoppage does not impinge upon the other party's normal work operations. Inability to provide such separate entrances shall not render the Telephone Company liable for any claim for damages.
- (9) The Interconnector shall be supervised by Telephone Company personnel all times while on Company premises including to and from all multiplexing nodes, EIS interconnection points, cable spaces and conduit spaces. The Interconnector shall pay the supervision rates, in Section 8.4.4 following, for such supervision. Travel time, if required, shall be assessed as applicable. Any supervision, maintenance or testing assistance requiring a call-out of a Company technician shall also be charged as additional labor in accordance with Section 8.4.4 and/or Section 13 following, as appropriate.

(E) Access Rights of the Telephone Company

The Interconnector shall provide emergency access to its multiplexing node at all times to allow the Telephone Company to react to emergencies, to maintain the space (where applicable) and to ensure compliance with OSHA/Telephone Company regulations and standards related to fire, safety, health and environmental safeguards. If conditions permit, notification of such access shall be provided and the Interconnector shall have the option to be present at time of access.

(F) Shared Building Facilities

The reasonable use of shared building facilities (e.g., elevators, unrestricted corridors, designated restrooms, etc.) shall be permitted. The Interconnector's personnel shall be supervised at all times by Telephone Company personnel at the Interconnector's expense, as described in Sections 8.2.7, 8.2.11 and 8.4.4 following.

(TR110)

## ACCESS SERVICE

8. Expanded Interconnection Service (Cont'd)8.2 Regulations (Cont'd)8.2.7 Access, Safety and Security (Cont'd)(G) Rules of Conduct

The Interconnector shall ensure that its employees/vendors with access to the Telephone Company serving wire center(s) shall at all times adhere to the rules of conduct established by the Telephone Company for the serving wire center and the Telephone Company's personnel and vendors. Such rules shall be provided to the Interconnector. The Telephone Company reserves the right to make changes to such procedures and rules to preserve the integrity and operation of the Telephone Company network or facilities or to comply with applicable laws and regulations. The Telephone Company shall provide the Interconnector with written notice of such changes.

8.2.8 Fiber Optic Cable Provisioning and Placement

The Interconnector shall be responsible for supplying the fiber optic cable(s) from the EIS interconnection point (manhole) to the multiplexing node. Sufficient length shall be supplied to accommodate any extra cable required by the Interconnector. The Interconnector shall also be responsible for supplying the fiber optic cable manufacturer's specifications to the Telephone Company.

(A) Installation and Maintenance

- (1) The Telephone Company and/or vendors approved by the Telephone Company shall install the Interconnector's fiber optic cable in Telephone Company duct systems, cable vaults, riser systems and cable runways from the EIS interconnection point to the Interconnector's multiplexing node. Equipment and facilities shall be maintained only upon request of the Interconnector and shall be on a time-sensitive or time-and-materials basis, as described in Section 8.2.11(M) following, for other nonrecurring charges. These also apply to acceptance, cooperative, and end-to-end testing. The rates for supervision of the Interconnector's activities within serving wire

(TR110)

## ACCESS SERVICE

8. Expanded Interconnection Service (Cont'd)8.2 Regulations (Cont'd)8.2.8 Fiber Optic Cable Provisioning and Placement (Cont'd)(A) Installation and Maintenance (Cont'd)

- (1) (Cont'd)  
centers or other Telephone Company premises are listed in Sections 8.2.11(M) and 8.4.4 following. These rates assume on-site availability of personnel. Travel time, if required, shall be assessed.
- (2) Installation and maintenance shall be provided in a timely and efficient manner consistent with the Telephone Company's treatment of its own facilities.
- (3) The Telephone Company shall specify the routing and design of all support structures for cable and fiber optic cable. The Interconnector shall provide sufficient fiber optic cable at the EIS interconnection point to reach the multiplexing node. The fiber optic cable shall meet National Electrical Code specifications and Telephone Company standards. Only one (1) fiber optic cable shall be placed in each conduit facility.
- (4) The Interconnector shall properly ground the fiber optic cable within the multiplexing node. All splicing within the multiplexing node shall be mechanical to avoid safety hazards.

(B) Isolation and Grounding(1) Fiber Optic Cable

Fiber optic cable shall be electrically isolated and grounded by the Telephone Company and/or vendors approved by the Telephone Company upon entry to the serving wire center cable vault. Isolation shall be achieved by removing any metallic sheath or covering for a length of at least six (6) inches. Grounding shall be achieved by connecting the metallic sheathing of the underground portion of the fiber optic cable to the cable entrance ground bar (CEGB). The remaining portion of the fiber optic cable inside the serving wire center shall be isolated and

(TR110)



## ACCESS SERVICE

8. Expanded Interconnection Service (Cont'd)8.2 Regulations (Cont'd)8.2.8 Fiber Optic Cable Provisioning and Placement (Cont'd)(B) Isolation and Grounding (Cont'd)(1) Fiber Optic Cable (Cont'd)

grounded to the serving wire center isolation ground bar using National Electrical Code standards. Such isolation and grounding shall be performed by the Telephone Company and/or vendors approved by the Telephone Company. A ground bar for the use of all Interconnectors shall be connected to the serving wire center isolation ground bar at the Interconnector's expense as described in 8.2.6(E) preceding. Only fiber optic cable with a dielectric central strength member shall be permitted in Telephone Company serving wire centers (Metallic central strength members are not permitted). Maximum outside diameter of the fiber optic cable is 0.75 inches.

(2) Frames, Racks and Equipment

All frames, racks and equipment shall be electrically isolated and grounded by connection to the serving wire center ground bar using National Electrical Code standards. A ground bar for the use of all Interconnectors shall be connected to the serving wire center isolation ground bar at the Interconnector's expense as described in 8.2.6(E) preceding.

(C) Splices

The Telephone Company shall own any splice or splice case made to fiber optic cable in Telephone Company owned ducts, vaults or serving wire centers. If required, the Telephone Company and/or Telephone Company approved vendors shall splice its fiber optic cable to the Interconnector's fiber optic cable using Telephone Company procedures and standards. The Telephone Company and/or vendors approved by the Telephone Company shall maintain the splice and splice case. The Interconnector may test the splice on an end-to-end basis.

(TR110)

## ACCESS SERVICE

8. Expanded Interconnection Service (Cont'd)8.2 Regulations (Cont'd)8.2.8 Fiber Optic Cable Provisioning and Placement (Cont'd)(D) Ducts and Sub-Ducts

The last duct or sub-duct in any duct system is for Telephone Company use only.

(E) EIS Interconnection Point Openings

The Telephone Company and/or vendors approved by the Telephone Company shall provide the opening to the EIS interconnection point.

- (F) The Interconnector's facilities shall be placed, maintained, relocated or removed in accordance with the applicable requirements and specifications of the current editions of the National Electrical Code (NEC), the National Electrical Safety Code (NESC) and rules and regulation of the Occupational Safety and Health Act (OSHA), and any governing authority having jurisdiction. All Interconnector facilities, splices and equipment shall comply with the Telephone Company's Policies and Practices. Where a difference in specification may exist, the more stringent shall apply. The Interconnector's facilities shall not physically, electronically, or inductively interfere with the Telephone Company's or other Interconnector's facilities.

- (G) While many of the standards and technical requirements for the Interconnector's fiber optic cable, equipment and facilities are set forth in 8.2.8(B) and 8.2.8(F) preceding, the Telephone Company reserves the right to reasonably specify the type of fiber optic cable, equipment and construction standards reasonably required in situations not otherwise covered in this Tariff. In such cases, the Telephone Company shall at its discretion furnish to the Interconnector written material which shall specify and explain the required construction.

(TR110)

## ACCESS SERVICE

8. Expanded Interconnection Service (Cont'd)8.2 Regulations (Cont'd)8.2.8 Fiber Optic Cable Provisioning and Placement (Cont'd)

- (H) All installation work between the EIS interconnection point and the multiplexing node shall be performed by the Telephone Company and/or vendors approved by the Telephone Company. This work shall be performed in a timely and efficient manner consistent with the Telephone Company's treatment of its own facilities. All restoration and maintenance work between the EIS interconnection point and the multiplexing node shall be performed by the Telephone Company and/or vendors approved by the Telephone Company at the Interconnector's expense. This work shall be performed in a timely and efficient manner consistent with the Telephone Company's treatment of its own facilities. Cable maintenance or rearrangement nonrecurring charges, as appropriate shall be assessed. See Section 8.2.11(M)(4) following.
- (I) The Telephone Company shall provide fiber restoration, based on existing Telephone Company restoration practices in effect at the time.
- (J) The Telephone Company shall provide emergency restoration of all active fibers, based on site awareness of the damaged fiber.
- (K) The Telephone Company shall require all active fibers to be shut down (dark) at time of restoration.
- (L) The Telephone Company shall in its sole judgment, use the most appropriate splicing and mechanical equipment available to restoration crews.
- (M) The Interconnector shall meet all environmental and Occupational Safety and Health Act (OSHA) requirements at the emergency site before the Telephone Company shall commence restoration.
- (N) The Telephone Company shall provide knowledgeable management personnel support on site within two (2) hours after the site of any failure is defined.
- (O) Restoration is defined as repair of fiber integrity that shall provide a workable network. Such network may not have the same engineered specifications as would apply to the original fiber.

(TR110)

## ACCESS SERVICE

8. Expanded Interconnection Service (Cont'd)8.2 Regulations (Cont'd)8.2.8 Fiber Optic Cable Provisioning and Placement (Cont'd)(P) Temporary Staging Area

The Interconnector shall have the right to use a portion of the serving wire center(s) and loading areas, if available, on a temporary basis during the Interconnector's equipment installation work in the multiplexing node. The Interconnector is responsible for protecting the Telephone Company's equipment and serving wire center within the staging area and along the staging route. The Interconnector shall store equipment and materials within the multiplexing node when work is not in progress (e.g., overnight). No storing of equipment and materials overnight shall be permitted in the staging area(s).

The Interconnector shall meet all of the Telephone Company fire, safety and housekeeping requirements. This temporary staging area shall be vacated and delivered to the Telephone Company in a broom-clean condition upon completion of installation work.

8.2.9 Point of Termination(A) Description

The Telephone Company shall designate digital signal cross-connect (DSX) panel and/or distribution block locations on an Intermediate Distribution Frame (IDF) as the Point of Termination (POT) for fiber optic cables extending from the multiplexing node and used for interface with the Telephone Company network. This POT shall be the point of physical demarcation between the Interconnector's services and the Telephone Company's services. The Telephone Company and/or vendors approved by the Telephone Company shall provide, install and repair all fiber optic cables, other cables, racks and serving wire center termination equipment necessary to provide the interface required for connection to the Telephone Company network on the Telephone Company side of the multiplexing node. The Interconnector shall pay any costs incurred by the Telephone Company whenever the Telephone Company personnel are required to identify a trouble as being on the Interconnector's side of the POT or to perform maintenance on equipment on the Interconnector's side of the POT in the form of other nonrecurring charges, described in Section 8.2.11(M) following. More than one (1) POT may exist in a serving wire center.

(TR110)

## ACCESS SERVICE

8. Expanded Interconnection Service (Cont'd)8.2 Regulations (Cont'd)8.2.9 Point of Termination (Cont'd)(B) Maintenance

The Telephone Company and/or vendors approved by the Telephone Company shall repair, at the Interconnector's expense, all fiber optic cables, other cables, racks, and termination equipment necessary to provide the interface required for connection to the Telephone Company's network between the POT and the multiplexing node.

8.2.10 Manhole and Conduit Facilities(A) EIS Interconnection Point

The Telephone Company reserves the right to prohibit all equipment and facilities, other than fiber optic cable, from its EIS interconnection point (e.g., manholes). No splicing shall be permitted at the EIS interconnection point, the Telephone Company cable vault or any location other than the multiplexing node. The Interconnector shall provide a length of underground fiber optic cable at the EIS interconnection point specified by the Telephone Company of sufficient length to be pulled through the serving wire center conduit and the serving wire center cable vault and into the multiplexing node, without the need for splicing. The Interconnector is responsible for the placement of the fiber optic facility to the EIS interconnection point. This installation shall be coordinated with and inspected by the Telephone Company. The Interconnector shall be accompanied by a qualified Telephone Company representative in all EIS interconnection points at the Interconnector's expense as described in Section 8.2.7 preceding and 8.2.11(M) and 8.4.4 following. If the Telephone Company has more than one (1) cable entrance to the cable vault of a given serving wire center, two (2) of those entrances shall be designated by the Telephone Company as available to Interconnectors except where all entrances but one are at capacity.

(B) Conduit Space

The Telephone Company and/or vendors approved by the Telephone Company shall install the fiber optic cable provided by the Interconnector in the conduit space. The

(TR110)

## ACCESS SERVICE

8. Expanded Interconnection Service (Cont'd)8.2 Regulations (Cont'd)8.2.10 Manhole and Conduit Facilities (Cont'd)(B) Conduit Space (Cont'd)

Interconnector shall be required to provide a usage forecast for planning and duct allocation purposes as stated in Section 8.2.11(F) following. The Telephone Company may provide shared conduit with dedicated inner or sub-duct. The Interconnector shall not be permitted to reserve space in the serving wire center conduit. If new conduit is required, the Telephone Company shall negotiate with the Interconnector to determine a mutually agreeable course of action to deal with the specific location. The Telephone Company reserves the right to manage its own serving wire center conduit requirements and to reserve vacant space for facility additions planned within three years as its primary use.

(C) Cable Space - Serving Wire Center Cable Vault

The Telephone Company shall provide cable trays within the Telephone Company cable vault to support the Interconnector's fiber optic cable from the vault entrance to the riser conduit described in 8.2.10(D) following. The Telephone Company shall identify all Interconnector facilities accordingly. The Telephone Company and/or vendors approved by the Telephone Company shall install the Interconnector-provided fiber optic cable in the vault. To avoid unnecessary reinforcements or rearrangements, the Interconnector shall size the fiber optic facilities to meet three-year forecasted demand, where feasible.

(D) Cable Space - Serving Wire Center Risers and Cable Racks

The Telephone Company shall provide space for installing electrical metallic tubing (EMT) between the Telephone Company cable vault and the multiplexing node. Where deemed necessary by the Telephone Company, pull boxes and/or metallic flexible tubing shall be installed to allow a secured and continuous path. These facilities shall be installed by the Telephone Company and/or

(TR110)

## ACCESS SERVICE

8. Expanded Interconnection Service (Cont'd)8.2 Regulations (Cont'd)8.2.10 Manhole and Conduit Facilities (Cont'd)(D) Cable Space - Serving Wire Center Risers and Cable Racks  
(Cont'd)

vendors approved by the Telephone Company with no more than one Interconnector occupying a single EMT. The Telephone Company and/or vendors approved by the Telephone Company shall install the Interconnector-provided fiber optic cable in the conduit between the cable vault and the multiplexing node. Fiber optic cables shall comply with the Telephone Company Policies and Practices relating to fire, safety, health, environmental and network safeguards. Racks, frames, equipment and fiber optic cables shall be isolated and grounded within the multiplexing node. The Telephone Company and the Interconnector shall jointly determine the length of fiber optic cable needed to reach from the EIS interconnection point to the Interconnector's multiplexing node. Any additional length of fiber optic cable needed in the multiplexing node by the Interconnector must be allowed for in calculating the required length. Special arrangements shall be agreed upon to meet unusual conditions. Added or special rearrangements requested by the Interconnector may result in additional charges to the Interconnector. Any such charges shall be filed in this tariff. All maintenance of fiber optic cables shall be performed by the Telephone Company and/or vendors approved by the Telephone Company at the Interconnector's expense as a cable maintenance nonrecurring charge described in Section 8.2.11(M) following.

8.2.11 Initiating Service(A) Contact Point

Initial requests for Physical Collocation EIS service shall be made to the Telephone Company's Interexchange Customer Service Center (ICSC). ICSC shall send application and information request forms to the Interconnector for detailed technical information.

(TR110)

## ACCESS SERVICE

8. Expanded Interconnection Service (Cont'd)8.2 Regulations (Cont'd)8.2.11 Initiating Service (Cont'd)(B) Advance Payment

Subject to space availability, Physical Collocation EIS shall be provided to all Interconnectors on a first come, first served basis. The Telephone Company shall require an Advance Payment, listed in Section 8.4.1 following, per serving wire center per collocation request.

Receipt of the advance payment shall determine the order of priority on Interconnector requests. In those instances where space becomes a limited resource, the Telephone Company reserves the right to petition the Federal Communication Commission for approval of any allocation plan necessary to accommodate bona fide Interconnectors.

(E) Deposits

Deposit requirements (if required) are listed in Section 2.4.1 preceding, of this tariff.

(TR110)



## ACCESS SERVICE

8. Expanded Interconnection Service (Cont'd)8.2 Regulations (Cont'd)8.2.11 Initiating Service (Cont'd)(F) Forecasts

Annually, the Interconnector shall provide the Telephone Company with a forecast of conduit space, floor space, cable space, power usage and Cross-connect usage for the next three (3) years for planning purposes. In the event such a forecast is not met, no obligation or penalty shall be incurred by the Interconnector or the Telephone Company in meeting such a forecast.

(G) Inter-Interconnector Facilities

An Interconnector shall not interconnect equipment or facilities in its multiplexing node with equipment or facilities within another Interconnector's multiplexing node by any means.

## (H) Upon receipt of the Interconnector's advance payment, the Telephone Company shall make available to the Interconnector any Telephone Company-specific documentation requested by the Interconnector.

The Interconnector is responsible for obtaining all other specifications. The Telephone Company and the Interconnector shall work cooperatively to develop an equipment layout that complies with the specifications described in Sections 8.2.6(B) and 8.2.6(H) preceding, to be placed within the multiplexing node, in order to minimize space requirements.

(I) Pre-Construction Survey and Design and Construction

- (1) The Telephone Company shall conduct a Pre-Construction Survey for each Interconnector request for floor space, cable space, conduit space and power for which occupancy is requested to determine the availability of such spaces to accommodate the Interconnector's facilities. In determining the availability of power and space in the Telephone Company's conduit system and serving wire center, the Telephone Company shall consider, and give preference to, its present and foreseeable needs for such spaces in order to fulfill its obligations to provide its tariffed services to its other customers.

(TR110)

ACCESS SERVICE

8. Expanded Interconnection Service (Cont'd)

8.2 Regulations (Cont'd)

8.2.11 Initiating Service (Cont'd)

(I) Pre-Construction Survey and Design and Construction (Cont'd)

- (2) The Telephone Company shall use best efforts to notify the Interconnector within eight (8) business days whether or not the request can be met. If space is available, the Telephone Company shall provide the Interconnector a proposed Collocation Schedule for Physical Collocation EIS. This schedule shall contain the time intervals (not to exceed 120 days) for preparation of conduit space, cable space and floor space.
- (3) The Interconnector shall have thirty (30) days from the receipt of the collocation schedule to pay the Advance Payment (described in Section 8.2.11(B) preceding) and agree in writing to the Collocation Schedule.

(TR110)

## ACCESS SERVICE

8. Expanded Interconnection Service (Cont'd)8.2 Regulations (Cont'd)8.2.11 Initiating Service (Cont'd)(I) Pre-Construction Survey and Design and Construction  
(Cont'd)

- (4) The estimated interval in the collocation schedule (not to exceed 120 days) for turnover of space(s) shall commence from the payment by the Interconnector of the Advance Payment and receipt of the written agreement to the Collocation Schedule.

(J) Removals, Relocations and Rearrangements

- (1) Upon termination of the Interconnector's use of its multiplexing node or any portion thereof, the Interconnector shall remove its equipment from that space within thirty (30) days. Upon removal by the Interconnector of all its equipment from the multiplexing node or portion thereof, the Interconnector shall restore that multiplexing node to its original condition at time of occupancy. Due to physical and technical constraints, removal of any cable is at the Telephone Company's option.
- (2) If it becomes necessary in the Telephone Company's reasonable judgment in order to fulfill its obligations under any Law, and there are no other reasonable alternatives, the Telephone Company shall require the Interconnector to move from its multiplexing node to a multiplexing node in another location and/or reroute any of the Interconnector's facilities within the same serving wire center. The Telephone Company will make all reasonable efforts to minimize disruption of the Interconnectors' services. If the Telephone Company relocates the Interconnector to either a central office at a new location or to a new location within the central office for reasons other than an emergency, the Telephone Company will provide the Interconnector with as least 180 days' advance written notice. The Telephone Company shall bear only the costs of relocating the multiplexing node enclosure, point of termination and associated Telephone Company cabling. The Interconnector shall be responsible for relocating its equipment and facilities and any cost associated with the Telephone Company's requirement to reroute and/or replace the Interconnector facility cable. The Telephone Company and the Interconnector shall work together in good faith to minimize any

(TR110)

## ACCESS SERVICE

8. Expanded Interconnection Service (Cont'd)8.2 Regulations (Cont'd)8.2.11 Initiating Service (Cont'd)(J) Removals, Relocations and Rearrangements (Cont'd)

- (2) (Cont'd)  
disruption of the Interconnector's services as a result of such relocation.
- (3) Should the Interconnector wish to move equipment from one location within the collocation space to another, the Interconnector shall be responsible for removing and transporting its equipment to the new site and installing it. The Telephone Company shall treat the relocation as a removal and a new installation of Physical Collocation EIS.
- (4) Should the Telephone Company need to install additional facilities in any conduit system in which the Interconnector occupies conduit space for the purpose of meeting its own service requirements or for providing for another Interconnector, the Telephone Company shall, after notifying the Interconnector of the additional occupancy, rearrange the Interconnector's facilities in the conduit system as reasonably determined by the Telephone Company so that the additional facilities of the Telephone Company, or other Interconnector, may be accommodated. The Telephone Company and the Interconnector shall work together in good faith to minimize any disruption of the Interconnector's service as a result of such relocation. The Interconnector shall have no claim against the Telephone Company for any loss of business from full or partial interruption or interference due to any facility relocation.
- (5) In an emergency, the Telephone Company shall use reasonable efforts to notify the Interconnector, but nevertheless may rearrange the Interconnector's facilities occupying a conduit, manhole, cable vault, riser system or cable support structure without prior notification. Such rearrangement shall be at the Interconnector's expense, if such emergency is a result of the Interconnector's occupancy of space(s) under Physical Collocation EIS Service or as a result of any act or omission on the part of the Interconnector, its employees, agents or vendors.

(TR110)

## ACCESS SERVICE

8. Expanded Interconnection Service (Cont'd)8.2 Regulations (Cont'd)8.2.11 Initiating Service (Cont'd)(K) Additions

Additions to an existing Interconnector's Physical Collocation EIS shall be treated the same as a request for initial service.

All terms and conditions regarding the ordering of service shall apply. All appropriate nonrecurring charges shall apply.

See Section 8.2.11(M) following. Upon Telephone Company receipt of a request by an Interconnector for an additional fiber optic facility from the EIS interconnection point to the multiplexing node, the Telephone Company shall ask the Interconnector to replace existing fiber optic cable(s) by combining the new requirement with the existing fiber optic cable requirement and extending one (1) fiber optic cable from the EIS interconnection point to the multiplexing node. Any splices required by the Interconnector to achieve this requisite will be completed by the Interconnector outside the Telephone Company facilities (manhole, conduit, vault or building). Upon completion of installation of the new consolidated Interconnector fiber optic cable from the EIS interconnection point to the multiplexing node, under the same terms of Section 8.2.8(A) preceding, the Interconnector shall be responsible for the transfer of all working facilities from the existing fiber optic cable to the new fiber optic cable at no cost to the Telephone Company. After receipt of written notification from the Interconnector that the existing fiber optic cable(s) have been removed from service and physically cut at the multiplexing node the Telephone Company shall (at its option) remove said fiber optic cables(s) from the EIS interconnection point to the multiplexing node.

(L) Modifications

Where the Interconnector intends to modify, move, replace or add to equipment or facilities within or about the multiplexing node and requires special consideration (e.g., use of freight elevators, loading dock, staging area, etc.), the Interconnector shall request and receive written consent from the Telephone Company. Such consent shall not be unreasonably withheld.

(TR110)

## ACCESS SERVICE

8. Expanded Interconnection Service (Cont'd)8.2 Regulations (Cont'd)8.2.11 Initiating Service (Cont'd)(M) Nonrecurring Charges

Nonrecurring charges are those costs of providing Physical Collocation EIS that are not monthly recurring costs. If an initial Interconnector has paid a nonrecurring charge for an asset and is succeeded by another Interconnector who uses that asset, the initial Interconnector will be credited the remaining undepreciated amount of the equipment and the cage construction cost upon occupancy by the subsequent Interconnector. The subsequent Interconnector will be responsible for paying the remaining undepreciated amount of the cost. If the Telephone Company uses an asset for which an Interconnector paid a nonrecurring charge, the Telephone Company will make a pro rata refund to the Interconnector. There are five (5) nonrecurring charges specific to Physical Collocation EIS:

- (1) Construction - This charge covers the costs for design, engineering and construction of the Interconnector's collocation space and the multiplexing node enclosure (if any).

(TR110)

ACCESS SERVICE

8. Expanded Interconnection Service (Cont'd)

8.2 Regulations (Cont'd)

8.2.11 Initiating Service (Cont'd)

(M) Nonrecurring Charges (Cont'd)

- (2) Entrance Facility Installation - This charge covers the cost of installing the Interconnector provided fiber optic cable from the EIS interconnection point to the multiplexing node. Entrance Facility installation costs shall also be assessed for the installation of the additional Interconnector facilities subsequent to the initial installation of Physical Collocation EIS.
- (3) Supervision - This charge covers the cost of supervising Interconnector personnel while on Telephone Company premises. Supervision is described in Section 8.2.7 preceding, and supervision rates are listed in Section 8.4.4 following.

(TR110)

## ACCESS SERVICE

8. Expanded Interconnection Service (Cont'd)8.2 Regulations (Cont'd)8.2.11 Initiating Service (Cont'd)(M) Nonrecurring Charges (Cont'd)

- (4) Cable Maintenance and Rearrangement - This charge covers such activities as maintenance and repair of installed Interconnector fiber optic cable and rearrangement of installed Interconnector fiber optic cable. Telephone Company costs shall be calculated from the additional labor rates in Section 13 following. Any material items expended and any subcontractor costs incurred shall also be included. All these costs shall be included in providing Cable Maintenance and Rearrangement.
- (5) Other - This charge covers all requests by an Interconnector for the Telephone Company to provide a service not covered by a specific recurring or nonrecurring charge. Telephone Company costs shall be calculated from the additional labor rates in Section 13 following. Any material items expended and any subcontractor costs incurred shall also be included. All these costs shall be included in providing the requested service. Any other per person costs of Telephone Company personnel shall be at the loaded wage rate for the job title. These other per person costs are not specified in this Tariff due to the inability of the Telephone Company to predict what services an Interconnector might need. Such labor rates shall be filed in this tariff upon their request by an Interconnector.

(N) Reselling Space or Sub-leasing

The Interconnector shall not provide or make space available to any third party within any of the Telephone Company spaces (e.g., EIS interconnection point, conduit space, cable space, multiplexing node) provided to the Interconnector under Physical Collocation EIS, whether by sale, sub-lease or other assignment or transfer of any right or interest in such Telephone Company spaces.

(TR110)



## ACCESS SERVICE

8. Expanded Interconnection Service (Cont'd)8.2 Regulations (Cont'd)8.2.11 Initiating Service (Cont'd)(O) Successors in Interest and Assigns

All obligations and duties of any Interconnector under this tariff shall be binding on all successors in interest and assigns of said Interconnector.

8.2.12 Confidential Information

The Telephone Company shall hold in confidence information provided to it by the Interconnector in the process of providing Physical Collocation EIS and information known to the Telephone Company as a result of the interconnection of equipment contained in multiplexing node to the Telephone Company facilities and services. The Interconnector shall hold in confidence information provided to it by the Telephone Company in the process of providing Physical Collocation EIS and information known to the Interconnector as a result of its presence in the Telephone Company spaces. Neither Party (Telephone Company or Interconnector) is obligated to hold in confidence information that:

- \* Is already known to the Party free of any obligation to keep confidential:
- \* Was or becomes publicly available by other than unauthorized disclosure; or
- \* Was rightfully obtained from a third party not obligated to hold such information in confidence.

(TR110)

## ACCESS SERVICE

8. Expanded Interconnection Service (Cont'd)8.4 Rate Structure and Rates8.4.1 Rate Structure

- (A) There are four (4) monthly rate elements for Physical Collocation of Expanded Interconnection Service:

Floor Space  
Conduit Facilities  
Power Feed  
Cross-connect

Floor space, conduit facilities and power feed rates may vary by serving wire center.

The cross-connect rates are shown in Section 8.4.5 following.

- (B) Floor space - This covers costs of preparation and provisioning of the physical floor space and construction of an enclosure (if any).
- (C) Conduit facilities - This covers the per fiber optic cable costs of both the conduit space and the cable space. Some of the items included are: EIS interconnection point (e.g. the manhole); the conduit to the serving wire center vault; any splices; the riser conduit and cable runway to the collocation space.
- (D) Power feed - This covers the per equipment frame or rack cost of 48 volt DC power and cabling and power distribution panels. A minimum of two (2) power feeds, at fifteen (15) amperes maximum each, are required for the initial 100 square foot multiplexing node.
- (E) Advance payment - Upon request for a multiplexing node or additions thereto but prior to commencement of any activity, the Interconnector shall provide the Telephone Company with an advance payment representing 50 percent of the Construction nonrecurring rate as set forth in Section 8.4.2 following, plus 50 percent of the Entrance Facility Installation nonrecurring rate as set forth in Section 8.4.2 following.

(TR110)

## ACCESS SERVICE

8. Expanded Interconnection Service (Cont'd)8.4 Rate Structure and Rates (Cont'd)8.4.1 Rate Structure (Cont'd)

- (H) The Interconnector shall provide the Telephone Company with a resale certificate for each customer of the Interconnector for exemption of sales and federal excise taxes.
- (I) Billing for the recurring rates, shown in Sections 8.4.2 following, shall commence on the occupancy date as specified in Section 8.2.6(G) preceding.
- (J) The Telephone Company may change the rates for Physical Collocation EIS at any time.
- (K) The Interconnector shall reimburse the Telephone Company for all reasonable repair or restoration costs incurred by the Telephone Company associated with damage or destruction caused by the Interconnector's personnel, agents, suppliers, contractors or visitors.
- (L) Cross-connect - This covers the cost of the connection between the Interconnector's multiplexing node and the Telephone Company's network facilities.

(TR110)

## ACCESS SERVICE

8. Expanded Interconnection Service (Cont'd)8.4 Rate Structure and Rates (Cont'd)8.4.2 Physical Collocation EIS - Serving Wire Center Specific Rates

- (A) Floor space - 100 square foot standard - per square foot per month:

Wire Center Name	CLLI Code	USOC	Rate
1440 "M" St. Lincoln, NE	LNCLNEXL	FLS	\$4.38

- (B) Conduit facilities - EIS Interconnection point to multiplexing node - per conduit facility per month:

Wire Center Name	CLLI Code	USOC	Rate
1440 "M" St. Lincoln, NE	LNCLNEXL	CND	\$123.19

- (C) 48 Volt power feed - Fifteen (15) amperes maximum each - per equipment frame or rack per month. A minimum of two (2) for the initial 100 square feet of space:

Wire Center Name	CLLI Code	USOC	Rate
1440 "M" St. Lincoln, NE	LNCLNEXL	PWR	\$71.06

- (D) Construction - Preparation of the central office space for physical collocation and construction of the Interconnector's multiplexing node enclosure - per serving wire center per collocation request:

Wire Center Name	CLLI Code	USOC	Nonrecurring Rate
1440 "M" St. Lincoln, NE	LNCLNEXL	CON	\$5,167.05

- (E) Entrance Facility Installation - Installation of an interconnection arrangement from the manhole to the Interconnector's multiplexing node - per serving wire center per collocation request:

Wire Center Name	CLLI Code	USOC	Nonrecurring Rate
1440 "M" St. Lincoln, NE	LNCLNEXL	EFI	\$2,249.10

(TR110)

## ACCESS SERVICE

8. Expanded Interconnection Service (Cont'd)8.4 Rate Structure and Rates (Cont'd)8.4.4 Supervision

The following rates shall be assessed for supervision of Interconnector personnel while on Telephone Company premises. Rates are per hour or fraction thereof. A minimum of two (2) hours per instance of Interconnector supervision shall be assessed. A call-out of a Telephone Company employee at a time not coinciding with the employee's scheduled work period (e.g., 7:00 a.m. to 4:00 p.m.) shall be subject to a minimum charge of four (4) hours.

Time Periods - ALLTEL Nebraska

Basic Time, normally scheduled working hours, per supervisor, per hour.

<u>Office</u> <u>Name</u>	<u>CLLI</u> <u>Code</u>	<u>Job</u> <u>Title</u>	<u>USOC</u>	<u>Rate</u>
1440 "M" St. Lincoln, NE	LNCLNEXL	Network Technician	ALE	\$39.60

Overtime, outside normally scheduled working hours on a schedule work day, per supervisor, per hour.

<u>Office</u> <u>Name</u>	<u>CLLI</u> <u>Code</u>	<u>Job</u> <u>Title</u>	<u>USOC</u>	<u>Rate</u>
1440 "M" St. Lincoln, NE	LNCLNEXL	Network Technician	ALE	\$59.40

Premium Time, outside scheduled work day, per supervisor, per hour.

<u>Office</u> <u>Name</u>	<u>CLLI</u> <u>Code</u>	<u>Job</u> <u>Title</u>	<u>USOC</u>	<u>Rate</u>
1440 "M" St. Lincoln, NE	LNCLNEXL	Network Technician	ALE	\$79.20

(TR110)

## ACCESS SERVICE

8. Expanded Interconnection Service (Cont'd)8.4 Rate Structure and Rates (Cont'd)

8.4.5	<u>Cross-connect Rate</u> - each per month:			(C)
	<u>Grade of Service</u>	<u>Monthly Rate</u>	<u>Nonrecurring Charge</u>	
	ALLTEL Nebraska			(C)
	- DS1 - 1.544 Mbps	\$ 3.07	\$0.00	
	- DS3 - 44.736 Mbps	\$80.76	\$0.00	
	ALLTEL Kentucky			(N)(Y)
	- DS0 - Voice Grade	\$ 2.15	\$0.00	
	- DS1 - 1.544 Mbps	\$ 4.56	\$0.00	
	- DS3 - 44.736 Mbps	\$33.79	\$0.00	(N)(Y)

(y) Issued under authority of Special Permission No. 03-009 of the Federal Communications Commission.

(TR118)

Issued: January 27, 2003

Effective: February 11, 2003

One Allied Drive  
Little Rock, AR 72203

## ACCESS SERVICE

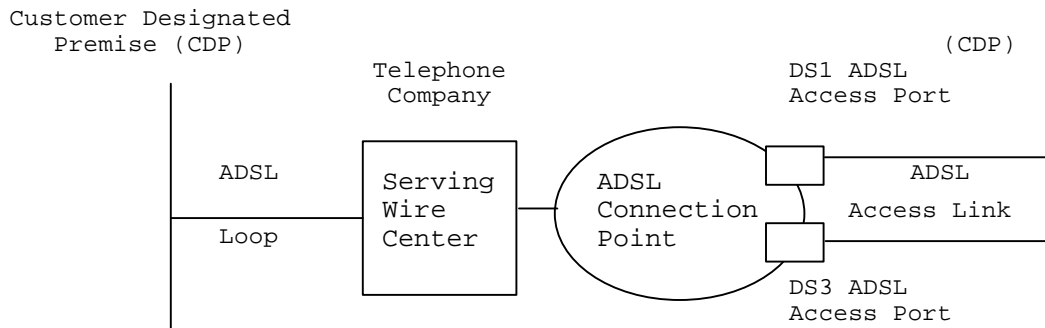
9. Advanced Communications Networks9.1 Digital Subscriber Line Service9.1.1 General

Digital Subscriber Line (DSL) service provides high-speed connections over existing copper facilities which are also used to provision customers' local exchange service. The regulations and rates specified herein are in addition to the applicable regulations and rates specified in other sections of this tariff.

9.2 ADSL Service9.2.1 Service Description

This section contains the rules and regulations pertaining to the provision of Asymmetrical Digital Subscriber Line (ADSL) Service.

ADSL service is an access data technology service offered in speed levels of 384 Kbps Down/272 Kbps Up, 768 Kbps Down/680 Kbps Up, 1.2 Mbps Down/1.08 Mbps Up. The "up" speeds represent "transmission speeds in kilobits or megabits", from the customer designated premise (CDP) to the Telephone Company's ADSL connection point, while the "down" speeds represent "transmission speeds in kilobits or megabits", from the Telephone Company's ADSL connection point to the CDP. The connection point is the aggregation point designated by the Telephone Company for connecting multiple Telephone Company serving wire centers of ADSL terminations to other Telephone Company provided network interface services.



(TR110)

## ACCESS SERVICE

9. Advanced Communications Networks (Cont'd)9.2 ADSL Service (Cont'd)9.2.2 ATM Connection Points

<u>Company</u>	<u>ATM Connection Points</u>	<u>Accessible End Office Switch</u>
Kentucky ALLTEL, Inc.	Ashland	Greenup Russell
Kentucky ALLTEL, Inc.	Elizabethtown	Cambellsville Columbia Glasgow Greensburg Lebanon Leitchfield
Kentucky ALLTEL, Inc.	Lexington	Flemingsburg Lancaster Lexington London Nicholasville Versailles Wilmore
Kentucky ALLTEL, Inc.	London	Barbourville Burnside Irvine

(TR116)



## ACCESS SERVICE

9. Advanced Communications Networks (Cont'd)9.3 Service Provisioning9.3.1 ADSL Loop

The ADSL Loop is provisioned over existing Telephone Company copper facilities and transported to the Telephone Company's backbone network. The ADSL Loop provides a connection from the CDP to the ADSL connection point.

The rates and charges for the ADSL Loop are in addition to basic local exchange service. A customer may use their existing voice channels, or additional voice channels may be purchased by the customer, as set forth in the Local Exchange Tariff.

The Telephone Company will qualify the ADSL Service between the CDP and the serving wire center. The purpose of qualification is to determine the availability and suitability of existing Telephone Company copper facilities to provide the service. The Telephone Company will not provision this service on facilities which are not suitable for ADSL. See Section 9.3.4 following.

ADSL will be provided subject to the availability and limitations of Telephone Company wire centers and outside plant facilities and is only available where technical capabilities permit. Downstream data rates depend on a number of factors, including, but not limited to (1) the distance from the CDP to the serving wire center, (2) the type of copper facility (wire gauge) and (3) the physical plant.

Each customer may select up to four Permanent Virtual Connections (PVC). Monthly PVC charges as set forth in Section 9.4 following shall apply for each PVC as applicable. In addition, a nonrecurring charge, as set forth in Section 9.4 following, shall apply for each PVC installation.

The Telephone Company does not undertake to originate data, but offers the use of its service components, where available, to customers for the purpose of transporting customer-originated data.

9.3.2 ADSL Access

The ADSL Access Port charges are for connection to the ADSL Service only.

(TR110)

## ACCESS SERVICE

9. Advanced Communications Networks (Cont'd)9.3 Service Provisioning (Cont'd)9.3.2 ADSL Access (Cont'd)

The Access Link connects to the ADSL connection point at an ADSL Access Port, and the appropriate DS1 or DS3 ADSL Access Port charge applies. The DS1 and DS3 ADSL Access Port charges are available in Section 9.4 following.

The Access Link is a physical connection between the ADSL Access Port and the CDP. DS1 and DS3 termination rates that apply to each access link are appropriately tariffed in the FCC No. 1 Access Tariff Service, Section 7. If the equipped ADSL central office which serves the customer is not located with the ADSL connection point, DS1 and DS3 transport rates that apply between the ADSL connection point and the central office serving the CDP are appropriately tariffed in the FCC No. 1 Access Tariff Service, Section 7.

9.3.3 Responsibility of the Telephone Company

The Telephone Company will provision and maintain ADSL service for the customer up to the protector.

The Telephone Company will advise the customer of the equipment necessary to support ADSL Service.

9.3.4 Rights of the Telephone Company

The Telephone Company will not provision ADSL service if the Telephone Company reasonably determines that (a) it is not technically feasible over existing facilities or (b) it will cause interference problems with existing services.

Equipment at the CDP must meet Telephone Company specifications.

During the Telephone Company's network maintenance and software updates period, it may be necessary to place the ADSL wire center out of service. The Telephone Company reserves the right to temporarily interrupt ADSL Service at other times in emergency situations.

(TR110)

ACCESS SERVICE

9. Advanced Communications Networks (Cont'd)

9.3 Service Provisioning (Cont'd)

9.3.5 Responsibility of the Customer

The customer is responsible for providing compatible Customer Provided Equipment (CPE) that is used for connection to ADSL Service.

The customer is responsible for providing the Telephone Company with the necessary information to provision ADSL Service.

The customer ordering ADSL Service on behalf of its subscriber(s) must obtain a letter of agency.

The customer will be responsible for obtaining permission from its subscriber(s) for the Telephone Company's agents or employees to enter the customer's designated location(s) at any reasonable hour for the purpose of installing, inspecting, repairing, or upon termination of the service, removing the service components of the Telephone Company.

(TR110)

## ACCESS SERVICE

9. Advanced Communications Networks (Cont'd)9.4 Rate Regulations9.4.1 Rate Elements

A nonrecurring charge and a monthly rate apply for the installation of ADSL Service. A nonrecurring charge is also applicable when making changes, i.e., bandwidth, access provider, move.

ADSL Service is available in three service level packages, and is based on the "downstream and upstream" speeds chosen by the customer. A customer may select from multiple packages; however, the downstream and upstream speeds may not be substituted within a service level, as the packages are defined by the downstream and upstream speeds.

	<u>Downstream</u>	<u>Upstream</u>	
ADSL Tier 1	768 Kbps	128 Kbps	
ADSL Tier 2	1536 Kbps	256 Kbps	
ADSL Tier 3	1536 Kbps	768 Kbps	
ADSL Tier 4	256 Kbps	64 Kbps	(N)

Data speeds set forth above are peak speeds. Actual speeds may be affected by loop distance and other factors, therefore, are not guaranteed.

9.4.2 Term Discounts

ADSL Service may be ordered at the customer's option on a monthly rate basis or for Term Discount periods of 12 months (1 year) or 24 months (2 years).

The minimum service period on a monthly rate basis is one month and for all Term Discount plans is twelve months. The customer must specify the length of the service commitment period at the time the service is ordered.

For customers that subscribe to the Term Discount plan for 12 months or 24 months, the Term Discount Rates as set forth in 9.4 following will be frozen from Company initiated increases, for the entire discount period of the rates in effect at the beginning of the Term Discount period.

If a term discount rate decrease occurs during the term of an existing Term Discount plan, the decreased rate will be applied automatically to the remainder of the current Term Discount period.

(D)  
(D)

(TR115)

## ACCESS SERVICE

9. Advanced Communications Networks (Cont'd)9.4 Rate Regulations (Cont'd)9.4.2 Term Discounts (Cont'd)

At the end of the Term Discount period, the customer may convert to month-to-month service or subscribe to a new Term Discount Plan. If the customer does not make a choice by the end of the discount period, the rates will automatically convert to month-to-month service rates.

9.4.3 Upgrades in Term Discounts

Services provided under monthly rates or Term Discount rates may be upgraded to a Term Discount plan. A Service Charge as set forth in 9.4 following will apply for each upgrade, but without incurring discontinuance charges for existing services. The new Term Discount plan must meet or exceed the service term of the plan being upgraded. For example, a service with a one-year plan commitment period may be upgraded to a new one-year plan or two-year plan commitment. The monthly rates will be those that are in effect at the time the service is upgraded. A new minimum service period applies to all services that are upgraded.

9.4.4 Discontinuance of Service

If the customer chooses to disconnect all or a portion of the service prior to the expiration of the Term Discount period, discontinuance charges will apply to the portion of the service being discontinued.

Should the customer choose to discontinue a Term Discount plan prior to the completion of the minimum service period, discontinuance charges will apply. Discontinuance charges equal to one-hundred percent of the total undiscounted monthly rates, less any amounts previously paid, will apply for the minimum service period.

Additionally, discontinuance charges of fifty percent of the total undiscounted monthly ADSL charges will apply to the remaining portion of the Term Discount period.

(TR110)

## ACCESS SERVICE

9. Advanced Communications Networks (Cont'd)9.4 Rate Regulations (Cont'd)9.4.4 Discontinuance of Service (Cont'd)

Should the customer choose to discontinue service ordered under a Term Discount plan after the minimum service period but before the completion of the Term Discount period, discontinuance charges will apply. Discontinuance charges of fifty percent for ADSL Service, of the total undiscounted monthly charges will apply to the remaining portion of the Term Discount period. For example, a customer has ADSL Service which it chooses to discontinue after 16 months into a 24 month service term, the discontinuance charges would be 0.50 times 8 months times the undiscounted monthly rate for that service.

9.4.5 Promotional Offerings

- (A) For a limited time only, Telephone Company subscribers to local service may order new ADSL Tier One service at \$17.95 a month for the first 6 months of service. To receive this promotional offering, a customer must place an order for new ADSL service between April 1, 2003, and June 30, 2003. This promotional offering is available to residential and business customers. If the order completion is delayed due to Telephone Company reasons, the promotional offering will be extended to those affected customers. This offering is not available with any other promotions. This promotion is only available to customers of the following companies:

Kentucky ALLTEL, Inc.

- (B) For a limited time only, Telephone Company subscribers to local service may order new ADSL Tier One service at \$23.95 a month for the first 12 months of service. To receive this promotional offering, a customer must place an order for new ADSL service between April 1, 2003, and June 30, 2003. This promotional offering is available to residential and business customers. If the order completion is delayed due to Telephone Company reasons, the promotional offering will be extended to those affected customers. This offering is not available with any other promotions. This promotion is only available to customers of the following companies:

ALLTEL Nebraska, Inc.

(TR119)

## ACCESS SERVICE

9. Advanced Communications Networks (Cont'd)9.5 Rates and Charges1. Standard Arrangements

		<u>Monthly Rate</u>	<u>Nonrecurring</u>	
A. ADSL Loop				
(1) ALLTEL Nebraska				
(a) Month to Month				
ADSL Tier 1		\$ 27.95	\$76.00	
ADSL Tier 2		\$ 57.75	\$76.00	
ADSL Tier 3		\$117.75	\$76.00	
ADSL Tier 4		\$ 21.00	\$76.00	(N)
(b) ADSL Loop - One Year				
ADSL Tier 1		\$ 27.95	\$0.00	
ADSL Tier 2		\$ 55.75	\$0.00	
ADSL Tier 3		\$113.75	\$0.00	
ADSL Tier 4		\$21.00	\$0.00	(N)
(c) ADSL Loop - Two Year)				
ADSL Tier 1		\$ 27.95	\$0.00	
ADSL Tier 2		\$ 53.75	\$0.00	
ADSL Tier 3		\$109.75	\$0.00	
ADSL Tier 4		\$ 21.00	\$0.00	(N)
(2) Kentucky ALLTEL				
ADSL Tier 1		\$ 32.50	\$99.95	
ADSL Tier 2		\$ 59.95	\$99.95	
ADSL Tier 3		\$119.95	\$99.95	
ADSL Tier 4		\$ 21.00	\$99.95	(N)
B. PVC Charge				
1st PVC		\$ 2.00	\$24.00	
2nd PVC		\$ 2.00	\$24.00	
3rd PVC		\$ 2.00	\$24.00	
4th PVC		\$ 2.00	\$24.00	
C. Service Charge				
(1) Changes to PVC			\$24.00	
(2) Changes to ADSL Loop			\$76.00	
D. ADSL Access Port				
<u>USOC</u>				
(1) DS1 Port, per port				
Month-to-Month	ATM	\$295.00	\$285.00	
(2) DS3 Port, per port				
Month-to-Month	ATM	\$555.00	\$285.00	
36-Month	ATM	\$515.00	\$285.00	
60-Month	ATM	\$460.00	\$285.00	

(D)

(D)

(TR115)

## ACCESS SERVICE

10. Special Federal Government Access Services10.1 General

This section covers Special Access Services that are provided to a customer for use only by agencies or branches of the Federal Government and other users authorized by the Federal Government. Services provided to state emergency operations centers are included. These services provide for command and control communications, including communications for national security, emergency preparedness and presidential requirements. They are required to assure continuity of Government in emergency and crisis situations and to provide for national security.

Services for command and control communications and for national security and emergency preparedness sometimes require short notice and short duration service provisions. These provisions are especially needed to meet presidential requirements or in response to natural, man-made, or declared emergencies. Requirements of this type cannot be forecasted and are usually needed for a relatively short period. The provision of service under these conditions may require the availability of facilities, such as portable microwave equipment, which are provided on a temporary basis by the Telephone Company or customer.

10.2 Emergency Conditions

These services will be provided on the date requested or as soon as possible thereafter when the emergency falls into one of the following categories:

- State of crisis declared by the National Command Authorities (includes commitments made to the National Communications System in the "National Plan for Emergencies and Major Disasters").

(TR110)



## ACCESS SERVICE

10. Special Federal Government Access Services (Cont'd)10.2 Emergency Conditions (Cont'd)

- Efforts to protect endangered U.S. personnel or property both in the U.S. and abroad. (Includes space vehicle recovery and protection efforts.)
- Communications requirements resulting from hostile action, a major disaster or a major civil disturbance.
- The director (Cabinet level) of a Federal department, Commander of a Unified/Specified Command, or head of a military department has certified that a communications requirement is so critical to the protection of life and property or to the National Defense that it must be processed immediately.
- Political unrest in foreign countries which affect the national interest.
- Presidential service.

(TR110)

## ACCESS SERVICE

10. Special Federal Government Access Services (Cont'd)10.3 Safeguarding of Service10.3.1 Facility Availability

In order to insure communications during periods of emergency, the Telephone Company will, in accordance with 2.1.2(B) preceding and within the limits of good management, make available the necessary facilities to restore service in the event of damage or to provide temporary emergency service.

In order to meet the requirements of agencies or branches of the Federal Government, the Telephone Company may utilize government-owned facilities, when necessary to provide service.

10.4 Federal Government Regulations

In accordance with Federal Government Regulations, all service provided to the Federal Government will be billed in arrears. However, this provision does not apply to other customers that obtain services under the provisions of this tariff to provide their services to the Federal Government.

(TR110)

## ACCESS SERVICE

10. Special Federal Government Access Services (Cont'd)10.5 Service Offerings to the Federal Government

The following unique services are provided to a customer for use only by agencies or branches of the Federal Government, other authorized users and state emergency operations centers. The rates and charges for these services shall be developed on an individual case basis and shall be consistent with the rates and charges for services offered in other sections of this tariff.

10.5.1 Type and Description(A) Voice Grade Special Access Services(1) Voice Grade Secure Communications Type I

Approximate bandwidth of 10-50,000 Hertz. Furnished for two-point secure communications on two-wire or four-wire metallic facilities between an IC premises and an end user's premises. Services are conditioned as follows:

T-3 Conditioning - The absolute loss (referenced to 1 milliwatt) with respect to frequency shall not exceed:

15 dB at 10 Hz  
13 dB at 100 Hz  
9 dB at 1,000 Hz  
20 dB at 10,000 Hz  
30 dB at 50,000 Hz

(TR110)

## ACCESS SERVICE

10. Special Federal Government Access Services (Cont'd)10.5 Service Offerings to the Federal Government (Cont'd)10.5.1 Type and Description (Cont'd)(A) Voice Grade Special Access Services (Cont'd)(1) Voice Grade Secure Communications Type I (Cont'd)

Additional conditioning (available in one or two directions on four-wire facilities only) to provide the following characteristics:

The absolute loss (referenced to one milliwatt) with respect to frequency shall not exceed:

0 dB at 1,000 Hz  
± 1 dB between 1,000 Hz and 40,000 Hz  
± 2 dB between 10 Hz and 50,000 Hz  
(+ means more loss)

The net loss of the conditioned service (with or without additional conditioning) shall not vary by more than four dB at 1,000 Hz from the levels specified above. Voice frequency signaling or supervisory tones can be transmitted.

(2) Voice Grade Secure Communications Type II

Approximate bandwidth 10-50,000 Hz. Furnished on four-wire metallic facilities for duplex operation for two-point secure communications between an IC premises on an end user's premises and an end user's premises. Services are conditioned as follows:

G-1 Conditioning - The absolute loss with respect to frequency and the net loss variation shall be the same as Voice Grade Secure Communication Type I services without additional conditioning. Voice frequency signaling or supervisory tones can be transmitted.

(TR110)

## ACCESS SERVICE

10. Special Federal Government Access Services (Cont'd)10.5 Service Offerings to the Federal Government (Cont'd)10.5.1 Type and Description (Cont'd)(A) Voice Grade Special Access Services (Cont'd)(3) Voice Grade Secure Communications Type III

Approximate bandwidth 10-50,000 Hz. Furnished on four-wire metallic facilities for duplex operation for two-point secure communications between an IC premises switch and an end user's premises. Services are conditioned as follows:

G-2 Conditioning - The absolute loss with respect to frequency and the net loss variation from the switch to an end user's premises shall be the same as Voice Grade Secure Communications Type I services without additional conditioning; from an end user's premises to the switch shall be the same as Voice Grade Secure Communications Type I services with additional conditioning. Voice frequency signaling or supervisory tones can be transmitted.

(4) Voice Grade Secure Communications Type IV

Approximate bandwidth 10-50,000 Hz. Furnished on four-wire metallic facilities for duplex operation for two-point secure communication between two IC premises switches. Services are conditioned as follows:

G-3 Conditioning - The absolute loss with respect to frequency and the net loss variation shall be the same in both directions of transmission as Voice Grade Secure Communications Type I services with additional conditioning. Voice frequency signaling or supervisory tones can be transmitted.

(TR110)

## ACCESS SERVICE

10. Special Federal Government Access Services (Cont'd)10.5 Service Offerings to the Federal Government (Cont'd)10.5.1 Type and Description (Cont'd)(B) Wideband Digital Special Access Service

Service arrangements for secured communications to accommodate the transmission of binary digital baseband signals in a random polar format.

(1) Wideband Secure Communications Type I

For transmission at the rate of 18,750 bits per second.

(2) Wideband Secure Communications Type II

For transmission at the rate of 50,000 bits per second.

(3) Wideband Secure Communications Type III

To accommodate the transmission of restored polar two-level facsimile signals with a minimum signal element width of twenty microseconds at a rate of 50,000 bits per second.

To accommodate the transmission of binary digital baseband signals in a random polar format at the rate of 50,000 bits per second.

10.5.2 Mileage Application

Mileage, when used for rate application between the serving wire centers of two customer designated premises, shall be determined by the V and H Coordinates Method as set forth in EXCHANGE CARRIER ASSOCIATION TARIFF F.C.C. No. 4 and administered as set forth in 7.2.5 preceding.

(TR110)

## ACCESS SERVICE

10. Special Federal Government Access Services (Cont'd)10.5 Service Offerings to the Federal Government (Cont'd)10.5.3 Rates and Charges(A) Voice Grade Special Access Service

The provision of T-3 and G conditioned services contemplates station and tandem switching operations, using customer provided equipment, as well as Special Access Service. Separate narrowband or voice grade services, where required by the customer provided equipment or switching operation, are furnished in accordance with the applicable sections of this tariff.

<u>Voice Grade Secure</u>	<u>USOC</u>	<u>Monthly Nonrecurring</u>	<u>Termination</u>
<u>Communications</u>	<u>Rates</u>	<u>Charges</u>	<u>Charges</u>

Type I, each T-3 Conditioning, GCA++	ICB rates and charges apply
---	-----------------------------

Additional Conditioning, per service termination	GTO++ ICB rates and charges apply
---	-----------------------------------

Type II, each G-1 Conditioning, GCB++	ICB rates and charges apply
--	-----------------------------

Type III, each G-2 Conditioning, GCC++	ICB rates and charges apply
---	-----------------------------

Additional Conditioning, per service termination	G20++ ICB rates and charges apply
---	-----------------------------------

(TR110)

## ACCESS SERVICE

10. Special Federal Government Access Services (Cont'd)10.5 Service Offerings to the Federal Government (Cont'd)10.5.3 Rates and Charges (Cont'd)(A) Voice Grade Special Access Service (Cont'd)

<u>Voice Grade Secure</u>	<u>USOC</u>	<u>Monthly Nonrecurring</u>	<u>Termination</u>
<u>Communications</u>		<u>Rates</u>	<u>Charges</u>

Type IV, each  
G-3 Conditioning, GCD++ ICB rates and charges apply

Additional  
Conditioning,  
per service  
termination G30++ ICB rates and charges apply

(B) Wideband Digital Special Access Service

<u>Wideband Secure</u>	<u>USOC</u>	<u>Monthly Nonrecurring</u>	<u>Termination</u>
<u>Communications</u>		<u>Rates</u>	<u>Charges</u>

Type I, each GW1++ ICB rates and charges apply

Type II, each GW2++ ICB rates and charges apply

Type III, each GW3++ ICB rates and charges apply

(C) Move Charges

- (1) When service without a termination charge associated with it, as set forth in (A) and (B) preceding, is moved to a different building, the nonrecurring charge applies; when moved to a new location in the same building, a charge of one-half the nonrecurring charge applies.

(TR110)



## ACCESS SERVICE

10. Special Federal Government Access Services (Cont'd)10.5 Service Offerings to the Federal Government (Cont'd)10.5.3 Rates and Charges (Cont'd)(C) Move Charges (Cont'd)

(2) When service with a termination charge associated with it, as set forth in (A) and (B) preceding, is moved and is reinstalled at a new location, the customer may elect:

- to pay the unexpired portion of the termination charge for the service, if any, with the application of a nonrecurring charge and the establishment of a new termination charge for such service at the new location, or
- to continue service subject to the unexpired portion of the termination charge, if any, and pay the estimated costs of moving such service, provided that the customer requests these charges be quoted prior to ordering the service move. Charges for moving such service will be based on estimated costs attributable to the move.

Move charges include the estimated costs of removal, restoration of services or facilities necessitated by the move, transportation, storage, reinstallation, engineering, labor, supervision, materials, administration, and any other specific items of cost directly attributable to the move.

(TR110)

## ACCESS SERVICE

11. Special Facilities Routing of Access Services11.1 Description of Special Facilities Routing of Access Services

The services provided under this tariff are provided over such routes and facilities as the Telephone Company may elect. Special Facilities Routing is involved when, in order to comply with requirements specified by the customer, the Telephone Company provides Switched Access Service, Special Access Service or Special Federal Government Access Service in a manner which includes one or more of the following conditions:

11.1.1 Diversity

Two or more services must be provided over not more than two different physical routes.

11.1.2 Avoidance

A service must be provided on a route which avoids specified geographical locations.

11.1.3 Cable-Only Facilities

Certain Voice Grade services are provided on Cable-Only Facilities to meet the particular needs of a customer.

Service is provided subject to the availability of Cable-Only facilities. In the event of service failure, restoration will be made through the use of any available facilities as selected by the Telephone Company.

Avoidance and Diversity are available on Switched Access Service as set forth in 6. preceding; Metallic, Telegraph Grade and Voice Grade Special Access Services as set forth in 7.5, 7.6 and 7.7 preceding and Special Federal Government Access Services as set forth in 10.5 preceding. Cable-Only Facilities are available for Switched Access Service as set forth in 6. preceding; Voice Grade Special Access Services as set forth in 7.7 preceding and Special Federal Government Access Services as set forth in 10.5 preceding.

(TR110)

## ACCESS SERVICE

11. Special Facilities Routing of Access Services (Cont'd)11.1 Description of Special Facilities Routing of Access Services (Cont'd)

In order to avoid the compromise of special routing information, the Telephone Company will provide the required routing information for each specially routed service to only the ordering customer. If requested by the customer, this information will be provided when service is installed and prior to any subsequent changes in routing.

The rates and charges for Special Facilities Routing of Access Services as set forth in 11.2 following are in addition to all other rates and charges that may be applicable for services provided under other sections of this tariff.

11.2 Rates and Charges for Special Facilities Routing of Access Service

The rates and charges for Special Facilities Routing of Access Services are as follows:

11.2.1 Diversity

For each service provided in accordance with 11.1.1 preceding, the rates and charges will be developed on an individual case basis.

USOC

SYD++

11.2.2 Avoidance

For each service provided in accordance with 11.1.2 preceding, the rates and charges will be developed on an individual case basis.

USOC

SYA++

(TR110)

ACCESS SERVICE

11. Special Facilities Routing of Access Services (Cont'd)

11.2 Rates and Charges for Special Facilities Routing of Access Service (Cont'd)

11.2.3 Diversity and Avoidance Combined

For each service provided in accordance with 11.1.1 and 11.1.2 preceding, combined, the rates and charges will be developed on an individual case basis.

USOC

SYB++

11.2.4 Cable-Only Facilities

For each service provided in accordance with 11.1.3 preceding, the rates and charges will be developed on an individual case basis.

USOC

SYC++

(TR110)

## ACCESS SERVICE

12. Specialized Service or Arrangements12.1 General

Specialized Service or Arrangements may be provided by the Telephone Company, at the request of a customer, on an individual case basis if such service or arrangements meet the following criteria:

- The requested service or arrangements are not offered under other sections of this tariff.
- The facilities utilized to provide the requested service or arrangements are of a type normally used by the Telephone Company in furnishing its other services.
- The requested service or arrangements are provided within a LATA.
- The requested service or arrangements are compatible with other Telephone Company services, facilities, and its engineering and maintenance practices.
- This offering is subject to the availability of the necessary Telephone Company personnel and capital resources.

12.2 Rates and Charges

Rates and charges and additional regulations if applicable, for specialized service or arrangements provided on an individual case basis are filed following:

(TR110)

## ACCESS SERVICE

13. Additional Engineering, Additional Labor and Miscellaneous Services

In this section normally scheduled working hours are an employee's scheduled work period in any given calendar day (e.g., 7:00 a.m. to 4:00 p.m.) for the application of rates based on working hours. A Miscellaneous Service Order Charge applies to any service, or combination of services ordered simultaneously, from this section of the Tariff for which a service order is not already pending (with the exception of Presubscription (13.5.2), International Blocking (13.5.6), 900 Blocking (13.5.7), and Local Number Portability Service (13.6) which do not have the charge applied). The Miscellaneous Service Order Charge is an administrative charge designed to compensate for the expenses associated with service order issuance.

The charge always applies to the following services since a pending service order would not exist: Overtime Repair (13.2.2), Standby Repair (13.2.3), Testing and Maintenance with Other Telephone Companies other than when in conjunction with Acceptance Testing (13.2.4), Other Labor (13.2.5) and Maintenance of Service (13.3.1). The Miscellaneous Service Order Charge will also apply to the following services if they are ordered subsequent to the initial installation of the associated access service, thereby necessitating the issuance of another service order: Restoration Priority (13.5.1) and Controller Arrangement (13.5.3).

The charge does not apply to the following services since there would exist a pending service order: Additional Engineering (13.1), Overtime Installation (13.2.1), Standby Acceptance Testing (13.2.3), Testing and Maintenance with Other Telephone Companies when in conjunction with Acceptance Testing (13.2.4), Additional Cooperative Acceptance Testing (13.3.2(A)(1)) and Additional Automatic Testing (13.3.2(A)(2)). This charge is as follows:

	<u>USOC</u>	<u>Charge</u>
- Miscellaneous Service Order Charge, per occurrence	MOC	
ALLTEL Nebraska		\$27.09
Kentucky ALLTEL - Lexington		\$27.00
Kentucky ALLTEL - London		\$27.00

13.1 Additional Engineering

Additional Engineering will be provided by the Telephone Company at the request of the customer only when:

- (A) A customer requests additional technical information after the Telephone Company has already provided the technical information normally included on the Design Layout Report (DLR) as set forth in 6.1.4 and 7.1.6 preceding.
- (B) Additional engineering time is incurred by the Telephone Company to engineer a customer's request for a customized service as set forth in 7.1.2 preceding.

(TR110)

## ACCESS SERVICE

13. Additional Engineering, Additional Labor and Miscellaneous Services (Cont'd)13.1 Additional Engineering (Cont'd)

(C) A customer requests a Design Change, additional engineering time is incurred by the Telephone Company for the engineering review as set forth in 5.2.2(C). The charge for additional engineering will apply whether or not the customer authorizes the Telephone Company to proceed with the design change.

(D) When the Telephone Company determines additional engineering is required as set forth in 5.1.2(C) preceding.

The Telephone Company will notify the customer that additional engineering charges, as set forth in 13.4.1 following, will apply before any additional engineering is undertaken.

13.2 Additional Labor

Additional Labor is that labor requested by the customer on a given service and agreed to by the Telephone Company as set forth in 13.2.1 through 13.2.5 following.

13.2.1 Overtime Installation

Overtime Installation is that Telephone Company installation effort outside of normally scheduled working hours.

13.2.2 Overtime Repair

Overtime Repair is that Telephone Company maintenance effort performed outside of normally scheduled working hours.

13.2.3 Stand by

Stand by includes all time in excess of one-half (1/2) hour during which Telephone Company personnel stand by to make installation acceptance tests or cooperative tests with a customer to verify repair on a given service.

(TR110)

## ACCESS SERVICE

13. Additional Engineering, Additional Labor and Miscellaneous Services (Cont'd)13.2 Additional Labor (Cont'd)13.2.4 Testing and Maintenance with Other Telephone Companies

Additional testing, maintenance or repair of facilities which connect to facilities of other telephone companies, is that which is in addition to normal effort required to test, maintain or repair facilities provided solely by the Telephone Company.

13.2.5 Other Labor

Other labor is that additional labor not included in 13.2.1 through 13.2.4 preceding and labor incurred to accommodate a specific customer request that involves only labor which is not covered by any other section of this tariff.

The Telephone Company will notify the customer that additional labor charges, as set forth in 13.4.2 following, will apply before any additional labor is undertaken.

13.3 Miscellaneous Services13.3.1 Maintenance of Service

- (A) When a customer reports a trouble to the Telephone Company for clearance and no trouble is found in the Telephone Company's facilities, the customer shall be responsible for payment of a Maintenance of Service Charge for the period of time from when Telephone Company personnel are dispatched to the customer designated premises to when the work is completed. Failure of Telephone Company personnel to find trouble in Telephone Company facilities will result in no charge if the trouble is actually in those facilities, but not discovered at the time.
- (B) The customer shall be responsible for payment of a Maintenance of Service charge when the Telephone Company dispatches personnel to the customer designated premises, and the trouble is in equipment or communications systems provided by other than the Telephone Company or in detariffed CPE provided by the Telephone Company.

(TR110)



## ACCESS SERVICE

13. Additional Engineering, Additional Labor and Miscellaneous Services (Cont'd)13.3 Miscellaneous Services (Cont'd)13.3.1 Maintenance of Service (Cont'd)

In either (A) or (B) preceding, no credit allowance will be applicable for the interruption involved if the Maintenance of Service Charge applies.

(C) Rates for Maintenance of Service can be found in 13.4.2 following.

13.3.2 Testing Services

Testing Services offered under this section of the tariff are optional and subject to rates and charges as set forth in 13.4.2 following. Other testing services, as described in 6.1.5 and 7.1.7 preceding are provided by the Telephone Company in association with Access Services and are furnished at no additional charge.

Testing services are normally provided by Telephone company personnel at Telephone Company locations. However, provisions are made in 13.3.2(A)(3) and 13.3.2(B)(2) following for a customer to request Telephone Company personnel to perform testing services at the customer's premises.

The offering of Testing Services under this section of the tariff is made subject to the availability of the necessary qualified personnel and test equipment at the various test locations mentioned in (A) and (B) following:

(A) Switched Access Service

Testing Services for Switched Access are comprised of (a) tests which are performed during the installation of a Switched Access Service, i.e., Acceptance Tests, (b) tests which are performed after acceptance of such access services by a customer which are without charge i.e., routine testing and (c) additional tests which are performed during or after acceptance of such access services by a customer for which additional charges apply, i.e., Additional Cooperative Acceptance Tests and in-service tests.

(TR110)

## ACCESS SERVICE

13. Additional Engineering, Additional Labor and Miscellaneous Services (Cont'd)13.3 Miscellaneous Services (Cont'd)13.3.2 Testing Services (Cont'd)(A) Switched Access Service (Cont'd)

Routine tests are those tests performed by the Telephone Company on a regular basis, as set forth in 6.1.5 preceding which are required to maintain Switched Access Service. Additional in-service tests may be done on an automatic basis (no Telephone Company or customer technicians involved), on a manual basis, (Telephone Company technician(s) involved at Telephone Company offices(s) and Telephone Company or customer technician(s) involved at the customer designated premises).

Testing services are ordered to the Dial Tone Office for FGA, to the access tandem or end office for FGB (wherever the FGB service is ordered) and to the end office for FGC and FGD. Testing Services for Directory Assistance Service not routed through an access tandem is ordered to a Directory Assistance Location for each NPA.

The customer shall provide the Remote Office Test Line priming data to the Telephone Company, as appropriate, to support routine testing as set forth in 6.1.5(B) preceding of AAT as set forth in 13.3.2(A)(2) following.

The customer shall make the facilities to be tested available to the Telephone Company at times mutually agreed upon.

(1) Additional Cooperative Acceptance Testing

Additional Cooperative Acceptance Testing of Switched Access Service involves the Telephone Company provision of a technician at its premises, with suitable test equipment to perform the required tests.

(TR110)

## ACCESS SERVICE

13. Additional Engineering, Additional Labor and Miscellaneous Services (Cont'd)13.3 Miscellaneous Services (Cont'd)13.3.2 Testing Services (Cont'd)(A) Switched Access Service (Cont'd)(1) Additional Cooperative Acceptance Testing (Cont'd)

Additional Cooperative Acceptance Testing may, for example, consist of the following tests:

- . Impulse Noise
- . Phase Jitter
- . Signal to C-Notched Noise Ratio
- . Intermodulation (Nonlinear) Distortion
- . Frequency Shift (Offset)
- . Envelope Delay Distortion
- . Dial Pulse Percent Break

(2) Additional Automatic Testing

Additional Automatic Testing (AAT) of Switched Access Services (FGB, FGC and FGD), is a service where the customer provides remote office test lines and 105 test lines with associated responders or their functional equivalent. The customer may order, at additional charges, gain-slope and C-notched noise testing and may order the routine tests (1004 Hz loss, C-Message Noise and Balance) on an as needed or more than routine schedule.

The Additional Tests as set forth following may be ordered by the customer, at additional charges, 60 days prior to the start of the customer prescribed schedule.

<u>Additional Tests - To</u> <u>First Point of Switching</u>	<u>USOC</u>	<u>Rate Per Test</u> <u>Per Transmission</u> <u>Path</u>
ALLTEL Nebraska		
Gain-Slope Tests	UBGx+	\$2.90
C-Notched Noise Tests	UBGx+	\$2.90
1004 Hz Loss*	UBGx+	\$2.90
C-Messages Noise*	UBGx+	\$2.90
Balance (return loss)*	UBGx+	\$2.90
Kentucky ALLTEL - Lexington		
Gain-Slope Tests	UBGx+	\$0.45
C-Notched Noise Tests	UBGx+	\$0.45
1004 Hz Loss*	UBGx+	\$0.45
C-Messages Noise*	UBGx+	\$0.45
Balance (return loss)*	UBGx+	\$0.45

\*1004 Hz Loss, C-Message Noise and Balance are non-chargeable routine tests, however they may be required on an as needed or more than routine schedule basis, in which case the charges herein apply.

(TR110)

## ACCESS SERVICE

13. Additional Engineering, Additional Labor and Miscellaneous Services (Cont'd)13.3 Miscellaneous Services (Cont'd)13.3.2 Testing Services (Cont'd)(A) Switched Access Service (Cont'd)(2) Additional Automatic Testing (Cont'd)

The Telephone Company will provide an AAT report that lists the test results for each trunk tested. Trunk test failures requiring customer participation for trouble resolution will be provided to the customer on an as-occurs basis.

(3) Additional Manual Testing

Additional Manual Testing (AMT) of Switched Access Services (FGA, FGB, FGC and FGD and Directory Access Service not routed through an access tandem), where the Telephone Company provides a technician at its office(s) and the Telephone Company or customer provides a technician at the customer designated premises, with suitable test equipment to perform the required tests, will normally consist of gain-slope and C-notched noise testing. However, the Telephone Company will conduct any additional tests which the IC may request.

The Telephone Company will provide an AMT report listing the test results for each trunk tested. Trunk test failures requiring customer participation for trouble resolution will be provided to the customer on a per occurrence basis.

The Additional Tests, Gain-Slope, C-Notched Noise and any other agreed to tests, may be ordered by the customer at additional charges, 60 days prior to the start of the testing schedule as mutually agreed to by the customer and the Telephone Company.

The charges for these Additional Tests can be found in 13.4.2 following.

(TR110)

## ACCESS SERVICE

13. Additional Engineering, Additional Labor and Miscellaneous Services (Cont'd)13.3 Miscellaneous Services (Cont'd)13.3.2 Testing Services (Cont'd)(B) Special Access Service

The Telephone Company will provide assistance in performing specific tests requested by the customer.

When the customer subscribes to Testing Service as set forth in this section, the customer shall make the facilities to be tested available to the Telephone Company at times mutually agreed upon.

(1) Additional Cooperative Acceptance Testing

When a customer provides a technician at its premises or at an end user's premises, with suitable test equipment to perform the requested tests, the Telephone Company will provide a technician at its office for the purpose of conducting Additional Cooperative Acceptance Testing on Voice Grade Services. At the customer's request, the Telephone Company will provide a technician at the customer's premises or at the end user premises. These tests may, for example, consist of the following:

- Attenuation Distortion (i.e., frequency response)
- Intermodulation Distortion (i.e., harmonic distortion)
- Phase Jitter
- Impulse Noise
- Envelope Delay Distortion
- Echo Control
- Frequency Shift

(2) Additional Manual Testing

The Telephone Company will provide a technician at its premises, and the Telephone Company or customer will provide a technician at the customer's designated premises with suitable test equipment to perform the requested tests.

(TR110)

## ACCESS SERVICE

13. Additional Engineering, Additional Labor and Miscellaneous Services (Cont'd)13.3 Miscellaneous Services (Cont'd)13.3.3 Provision of Access Service Billing Information

- (A) The customer will have the option to receive its cyclic access bill in one of the four formats shown below. Data format conforms to the Bellcore Billing Output Specification (BOS) standards as defined by the Technical Review Group (TRG).
  - (1) Magnetic Tape Cartridge - bill data tape format
  - (2) Magnetic Tape Reel - bill data tape format
  - (3) Microfiche - printed bill format
  - (4) Paper - printed bill format
- (B) At the option of the customer and for an additional charge, additional copies of the customer's cyclic bill may be provided.

(TR110)

## ACCESS SERVICE

13. Additional Engineering, Additional Labor and Miscellaneous Services (Cont'd)13.4 Rates and Charges

The rates following are per each half hour or fraction thereof.

13.4.1 Charges for Additional Engineering

<u>Addition Engineering Periods</u>		<u>USOC</u>	<u>Rate</u>
(A) Basic Time, normally scheduled working hours, per engineer.	ALLTEL Nebraska	AEH	\$20.75
	Kentucky ALLTEL - Lexington		None
	Kentucky ALLTEL - London		\$34.42
(B) Overtime, outside of normally scheduled working hours, per engineer.	ALLTEL Nebraska	AEH	\$31.13
	Kentucky ALLTEL - Lexington		None
	Kentucky ALLTEL - London		\$51.64
(C) Premium, outside of scheduled Work day, per engineer.	ALLTEL Nebraska	AEH	\$31.13
	Kentucky ALLTEL - Lexington		None
	Kentucky ALLTEL - London		\$51.64

13.4.2 Charges for Additional Labor and Miscellaneous Services

		<u>I&amp;R</u>		<u>COE</u>
	<u>USOC</u>	<u>Rate</u>	<u>USOC</u>	<u>Rate</u>
<u>Time Periods</u>				
Basic Time, normally scheduled working hours, per technician.				
- Stand by	ALT		ALP	
ALLTEL Nebraska		\$13.90		\$13.85
Kentucky ALLTEL - Lexington		\$35.98		\$35.98
Kentucky ALLTEL - London		\$24.28		\$24.28
- Testing and Maint.	ALK		ALM	
ALLTEL Nebraska		\$13.90		\$13.85
Kentucky ALLTEL - Lexington		\$35.98		\$35.98
Kentucky ALLTEL - London		\$24.28		\$24.28
Overtime, outside of normally scheduled working hours on a scheduled work day, per technician.				
- Install or Repair	ALH*		ALJ*	
ALLTEL Nebraska		\$ 20.85		\$ 20.78
Kentucky ALLTEL - Lexington		\$100.00		\$100.00
Kentucky ALLTEL - London		\$ 75.00		\$ 75.00
- Stand by	ALT*		ALP*	
ALLTEL Nebraska		\$ 20.85		\$ 20.78
Kentucky ALLTEL - Lexington		\$100.00		\$100.00
Kentucky ALLTEL - London		\$ 75.00		\$ 75.00
- Testing and Maint.	ALK*		ALM*	
ALLTEL Nebraska		\$ 20.85		\$ 20.78
Kentucky ALLTEL - Lexington		\$100.00		\$100.00
Kentucky ALLTEL - London		\$ 36.42		\$ 36.42

(TR110)

## ACCESS SERVICE

13. Additional Engineering, Additional Labor and Miscellaneous Services (Cont'd)13.4 Rates and Charges13.4.2 Charges for Additional Labor and Miscellaneous Services (Cont'd)

The rates following are per each half hour or fraction thereof.

<u>Rate</u>	<u>Time Periods</u>	<u>I&amp;R</u>		<u>COE</u>
		<u>USOC</u>	<u>Rate</u>	<u>USOC</u>
	Premium Time, outside of scheduled work day, per technician.			
	- Install or Repair	ALH*		ALJ*
	ALLTEL Nebraska		\$ 27.80	\$ 27.70
	Kentucky ALLTEL - Lexington		\$150.00	\$150.00
	Kentucky ALLTEL - London		\$125.00	\$125.00
	- Stand by	ALT*		ALP*
	ALLTEL Nebraska		\$ 27.80	\$ 27.70
	Kentucky ALLTEL - Lexington		\$150.00	\$150.00
	Kentucky ALLTEL - London		\$125.00	\$125.00
	- Testing and Maint.	ALK*		ALM*
	ALLTEL Nebraska		\$ 27.80	\$ 27.70
	Kentucky ALLTEL - Lexington		\$150.00	\$150.00
	Kentucky ALLTEL - London		\$ 48.56	\$ 48.56

\* A call-out of a Telephone Company employee at a time not coinciding with the employee's scheduled work period is subject to a minimum charge of four hours.

(TR110)

Issued: August 30, 2002

Effective: September 14, 2002

One Allied Drive  
Little Rock, AR 72203



## ACCESS SERVICE

13. Additional Engineering, Additional Labor and Miscellaneous Services (Cont'd)13.4 Rates and Charges (Cont'd)13.4.2 Charges for Additional Labor and Miscellaneous Services (Cont'd)

The rates following are per each half hour or fraction thereof.

<u>Time Periods</u>	<u>Cable Tech.</u>		<u>Cable Attndt.</u>	
	<u>USOC</u>	<u>Rate</u>	<u>USOC</u>	<u>Rate</u>
Basic Time, normally scheduled working hours, per technician.				
- Stand by	ALS		ALG	
ALLTEL Nebraska		\$21.60		\$17.34
Kentucky ALLTEL - Lexington		\$35.98		\$35.98
Kentucky ALLTEL - London		\$24.28		\$24.28
- Testing and Maint.	ALC		ALQ	
ALLTEL Nebraska		\$21.60		\$17.34
Kentucky ALLTEL - Lexington		\$35.98		\$35.98
Kentucky ALLTEL - London		\$24.28		\$24.28
Overtime, outside of normally scheduled working hours on a scheduled work day, per technician.				
- Install or Repair	ALR*		ALD*	
ALLTEL Nebraska		\$ 32.40		\$ 26.01
Kentucky ALLTEL - Lexington		\$100.00		\$100.00
Kentucky ALLTEL - London		\$ 75.00		\$ 75.00
- Stand by	ALS*		ALG	
ALLTEL Nebraska		\$ 32.40		\$ 26.01
Kentucky ALLTEL - Lexington		\$100.00		\$100.00
Kentucky ALLTEL - London		\$ 75.00		\$ 75.00
- Testing and Maint.	ALC*		ALQ*	
ALLTEL Nebraska		\$ 32.40		\$ 26.01
Kentucky ALLTEL - Lexington		\$100.00		\$100.00
Kentucky ALLTEL - London		\$ 36.42		\$ 36.42
Premium Time, outside of scheduled work day, per technician.				
- Install or Repair	ALR*		ALD*	
ALLTEL Nebraska		\$ 43.20		\$ 34.68
Kentucky ALLTEL - Lexington		\$150.00		\$150.00
Kentucky ALLTEL - London		\$125.00		\$125.00
- Stand by	ALS*		ALG*	
ALLTEL Nebraska		\$ 43.20		\$ 34.68
Kentucky ALLTEL - Lexington		\$150.00		\$150.00
Kentucky ALLTEL - London		\$125.00		\$125.00
- Testing and Maint.	ALC*		ALQ*	
ALLTEL Nebraska		\$ 43.20		\$ 34.68
Kentucky ALLTEL - Lexington		\$150.00		\$150.00
Kentucky ALLTEL - London		\$ 48.56		\$ 48.56

\* A call-out of a Telephone Company employee at a time not coinciding with the employee's scheduled work period is subject to a minimum charge of four hours.

(TR110)

Issued: August 30, 2002

Effective: September 14, 2002

One Allied Drive  
Little Rock, AR 72203

## ACCESS SERVICE

13. Additional Engineering, Additional Labor and Miscellaneous Services (Cont'd)13.5 Other Miscellaneous Services

13.5.1 Reserved for future use.

13.5.2 Presubscription

- (A) Presubscription is the process by which end user customers may select and designate to the Telephone Company an IC to access, without an access code, for interLATA, and intraLATA calls. This IC is referred to as the end user's predesignated IC. An end user customer may select an IC for interLATA service and an IC for intraLATA service

The terms, conditions, rates and charges for interLATA presubscription are found in ALLTEL Nebraska, Inc. State Access Tariff, Section 13.

The terms and conditions for interLATA presubscription are following.

- (B) End users existing prior to July 1989 were required to make a free initial PIC selection in accordance with the detailed provisions of the Federal Communication Commission's Memorandum Opinion and Order, CC Docket No. 83-1145, Phase I, adopted May 31, 1985, and released June 12, 1985. The Allocation Plan is outlined in Appendix B of this Order and is available for inspection in the Public Reference Room of the Tariff Division at the Federal Communications Commission's Washington D.C. location or may be obtained from the Commission's commercial contractor.

After the end user's initial selection of a predesignated IC or the designation that they do not want to presubscribe to any IC, a nonrecurring charge, as set forth in (H) following applies.

(TR110)

## ACCESS SERVICE

13. Additional Engineering, Additional Labor and Miscellaneous Services (Cont'd)13.5 Other Miscellaneous Services (Cont'd)13.5.2 Presubscription (Cont'd)

(C) New end users who are served by end offices equipped with Feature Group D will be asked to presubscribe to an IC at the time they place an order with the Telephone Company for Telephone Exchange Service. They may select one of the following options. There will be no charge for this initial selection.

- designate a primary IC for all of its lines,
- designate a different IC for each of its lines,
- designate that they do not want to prescribe to any IC.

Only one IC may be selected for each individual line, or lines terminating in the same hunt group. If an end user designates that they do not want to presubscribe to any IC, the end user will be required to dial an access code (101XXXX) for all interstate calls. This line condition, designated EA,NOP, is considered a PIC and the Telephone Company will assess the PICC directly to the end user, as set forth in 3.8.6 preceding. After the end user's initial selection of a predesignated IC, for any change in selection, a nonrecurring charge, as set forth in (H) following, applies.

(D) An IC may submit a request to remove their PIC from an end user's line when the IC's service to that end user is terminated for non-payment or other IC tariff violation. When an end user's line is changed to EA,C/D at the request of an IC, a Presubscription change charge as specified in (H) following does not apply.

(TR110)

## ACCESS SERVICE

13. Additional Engineering, Additional Labor and Miscellaneous Services (Cont'd)13.5 Other Miscellaneous Services (Cont'd)13.5.2 Presubscription (Cont'd)

## (D) Cont'd

If an IC chooses to terminate service of an end user for nonpayment or other tariff violation and wishes to avoid liability for the PICC charge, the IC must comply with the Federal Communications Commission requirement to notify its end user of the termination and explain to its end user the need to select a new Primary Interexchange Carrier. In addition, the IC must inform the end user that the Telephone Company will assess the PICC directly to the end user until a new Primary Interexchange Carrier is selected.

The IC must also provide notice to the Telephone Company, as set forth in 3.8.6 preceding, that it has discontinued service to that end user.

Upon receipt of notification, the Telephone Company will verify that the end user line is currently presubscribed to the IC. If the end user line is currently presubscribed to the IC, the Telephone Company will change the end user line PIC designation to EA,C/D.

The Telephone Company is not liable for any dispute of the change in PIC selection to EA,C/D resulting from an IC's notification to the Telephone Company. The IC shall furnish the Telephone Company with a copy of its end user notification upon request in order to resolve any end user PIC disputes.

- (E) In the event that two or more ICs have provided to the Telephone Company notifications with the same authorization date(s), and one IC notification has already been processed by the Telephone Company, those IC notifications not yet processed would be returned to the ICs.

(TR110)

ACCESS SERVICE

13. Additional Engineering, Additional Labor and Miscellaneous Services (Cont'd)

13.5 Other Miscellaneous Services (Cont'd)

13.5.2 Presubscription (Cont'd)

- (F) If an IC elects to discontinue its Feature Group D Service offering, the IC will notify the Telephone Company of the cancellation. The IC will also notify all end users which selected them that they are cancelling their service and that they should contact the Telephone Company to select a new primary IC. The IC will also inform the end user that it will pay the presubscription change charge. The cancelling IC will then be billed by the Telephone Company the appropriate charge for each end user.

(TR110)

ACCESS SERVICE

13. Additional Engineering, Additional Labor and Miscellaneous Services (Cont'd)

13.5 Other Miscellaneous Services (Cont'd)

13.5.2 Presubscription (Cont'd)

- (G) If an IC elects to change or discontinue use of a Carrier Identification Code (CIC) for any reasons other than those set forth in (F) above, the IC will identify to the Telephone Company any affected end users and advise the Telephone Company of the new CIC to be assigned to these end users. If the CIC change involves a change of carrier for any end users, the IC will notify the affected end users of the change. The Telephone Company will change the predesignated carrier code of each end user identified by the IC to the new CIC and bill the IC the nonrecurring charge, as set forth in (H) following, for each end user line or trunk that is changed.

(TR110)

## ACCESS SERVICE

13. Additional Engineering, Additional Labor and Miscellaneous Services (Cont'd)13.5 Other Miscellaneous Services (Cont'd)13.5.2 Presubscription (Cont'd)

(H) The nonrecurring charge for presubscription is as follows:

<u>Presubscription</u>	<u>Nonrecurring Charge</u>
- Per Telephone Exchange	
Service line or trunk	
ALLTEL Nebraska	\$4.53
Kentucky ALLTEL - Lexington	\$3.20
Kentucky ALLTEL - London	\$5.00

Note: This charge is generally billed to the end user who is the subscriber to the Telephone Exchange Service except as set forth in (F) through (G) preceding and as set forth following. In those instances where the IC both requests the presubscription change, and requests the associated charge be billed to it, the Telephone Company will bill the IC. In the event an end user is incorrectly presubscribed due to misassignment on the part of the Telephone Company, no charge shall apply. If an end user is incorrectly assigned an IC carrier as a result of an error on the IC's part, and the IC is unable to substantiate the assignment with a letter of agency signed by the billed party, the Telephone Company will apply this charge in addition to the nonrecurring unauthorized PIC change charge, as set forth in 13.5.9(B) following, to the IC responsible for the misassignment of the end user. The end user's IC choice will then be processed by the Telephone Company.

13.5.3 Miscellaneous Equipment(A) Controller Arrangements

This arrangement enables the customer to control up to 48 transfer functions at a Telephone Company central office via a remote keyboard terminal capable of either 300 or 1200 bps operation. Included as part of the Controller Arrangement is a dial-up data station located at the Telephone Company Central Office to provide access to the Controller Arrangement. This dial-up data station consists of a 212A DATAPHONE data set and an appropriate Telephone Company provided channel.

(TR110)

## ACCESS SERVICE

13. Additional Engineering, Additional Labor and Miscellaneous Services (Cont'd)13.5 Other Miscellaneous Services (Cont'd)13.5.3 Miscellaneous Equipment (Cont'd)(A) Controller Arrangements (Cont'd)

The Controller Arrangement must be located in the same Telephone Company central office as the transfer functions which it controls.

	<u>USOC</u>	<u>Monthly Rate</u>
- per arrangement	XTDDU	
ALLTEL Nebraska		\$ 94.65
Kentucky ALLTEL - Lexington		None
Kentucky ALLTEL - London		\$100.00

13.5.4 Charges for Miscellaneous Service

Additional copies of the customer's cyclic bill.

	<u>Monthly Rate</u>
ALLTEL Nebraska	
(A) Magnetic Tape Cartridge	
- per cartridge	\$30.45
(B) Magnetic Tape Reel	
- per reel	49.93
(C) Microfiche	
- per page	0.58
(D) Paper	
- per 1,000 printed lines	0.71

(TR110)



## ACCESS SERVICE

13. Additional Engineering, Additional Labor and Miscellaneous Services (Cont'd)13.5 Other Miscellaneous Services (Cont'd)13.5.5 Telecommunications Service Priority (TSP) System(A) Description of the Service

The TSP system is a service that provides for the priority provisioning and/or restoration of National Security Emergency Preparedness (NSEP) Telecommunications services. The TSP system applies only to NSEP services, includes all Access Services and provides the Telephone Company with a guide to the sequence in which services are to be provisioned and/or restored.

All facilities that can be identified by a unique circuit identifier, can be provisioned for TSP service by the Telephone Company.

The minimum period for restoration priority service is one month.

The rates and charges associated with a customer subscribing to TSP service are as specified in Section 13.5.5(G)(1).

(B) Obtaining TSP Service

The Executive Office of the President is empowered with the authority to receive, evaluate and process requests for NSEP TSP services. The executive Office of the President, through the TSP Program office as its administrative branch, makes the priority level assignments and issues the TSP authorization code reflecting the priority assignment associated with a request. The customer initiates the request for TSP service from the TSP Program office through an agency of the federal government. The customer provides the TSP authorization code, in addition to all the other details necessary to complete the order (ASR), and submits to the Telephone Company for appropriate action.

(TR110)

## ACCESS SERVICE

13. Additional Engineering, Additional Labor and Miscellaneous Services (Cont'd)13.5 Other Miscellaneous Services (Cont'd)13.5.5 Telecommunications Service Priority (TSP) System (Cont'd)(B) Obtaining TSP Service (Cont'd)

The TSP authorization code, assigned on a per service basis, consists of a 12-character field, a nine-character control ID followed by a dash and a two-character field specifying the priority level assignment. Its structure is as follows:

TSPxxxxxn-yy

The "x"s contain a sequence number unique to each TSP authorization code and the "n" is a one character alpha numeric check digit. The first "y" is the provisioning priority level assignment. The second "y" is the restoration priority level assignment.

(C) Provisioning Priority

If the customer requires service within a shorter time interval than the Telephone Company can provide, and the requested service qualifies for NSEP, the customer may elect to invoke NSEP treatment and obtain the appropriate provisioning priority assignment from the TSP Program office. Acceptable assignment code values are: E, 1, 2, 3, 4, 5 or 0.

The assignment of the value "E" implies the service has the most critical provisioning requirements and the Telephone Company will treat accordingly. The Telephone Company will take immediate action to provide the requested service at the earliest possible date. Rates and charges associated with "E" provisioning are as specified in Section 13.2.

The assignment values of 1, 2, 3, 4 and 5 are treated as essential service priorities and the Company will adjust its available resources to meet the customer's requested due date. Rates and charges associated with invoking this priority treatment are specified in Section 13.2. The value "0" implies no provisioning priority.

(TR110)

## ACCESS SERVICE

13. Additional Engineering, Additional Labor and Miscellaneous Services (Cont'd)13.5 Other Miscellaneous Services (Cont'd)13.5.5 Telecommunications Service Priority (TSP) System (Cont'd)(D) Restoration Priority

By obtaining a TSP authorization code for restoration priority, the service is classified as being among the nation's most important NSEP telecommunication services. The Company will restore these services before service without restoration priority assignments in the order of priority assignments. Acceptable values are 1, 2, 3, 4, 5 or 0 with the value "1" being the highest priority.

When the Company recognizes a TSP as being out of service, unusable or upon receipt of a trouble report, available resources will be dispatched to restore the service as quickly as practicable. A priority value of 1, 2 or 3 requires dispatch outside normal business hours if necessary to restore the service. A priority value of 4 or 5 only requires dispatch outside of normal business hours if the next business day is more than 24 hours away. If the value "0" has been assigned, then no restoration priority is applicable to this service.

(E) General Customer Obligations

- (1) In all instances, the customer is responsible for obtaining the appropriate TSP authorization code and providing that code to the Telephone Company. The code may be submitted verbally and the Telephone Company will accept such verbal notification, however, the customer must submit written confirmation to the Telephone Company within two working days. If written confirmation is not received within two working days, all applicable rates and charges become immediately due and payable and the requested TSP priority is revoked.
- (2) The customer for TSP service must be the same customer for the Access Service with which it is associated.
- (3) All points of a multipoint service configuration must have the same restoration priority assignment and must satisfy the requirements of that assignment.

(TR110)

## ACCESS SERVICE

13. Additional Engineering, Additional Labor and Miscellaneous Services (Cont'd)  
13.5 Other Miscellaneous Services (Cont'd)13.5.5 Telecommunications Service Priority (TSP) System (Cont'd)(E) General Customer Obligations (Cont'd)

- (4) In obtaining TSP service, the customer consents to the release of certain information by the Telephone Company to the TSP Program Office in order to maintain and administer the TSP System. Such information includes: the customer's name, telephone number and mailing address, the TSP authorization code and the circuit or service ID number associated with the TSP service.
- (5) When NSEP treatment is invoked, the Telephone Company will first attempt to notify the customer. If the Telephone Company is not able to notify the customer, then the customer recognizes that quoting charges and obtaining permission beforehand will cause unnecessary delays and, as a result, grants the Telephone Company the right to quote charges after provisioning of the service.
- (6) The customer must request and justify revalidation of all priority level assignments at least every three years.

(F) General Company Obligations

- (1) The Telephone Company will provision and/or restore service having TSP authorization codes before other services, with the exception of official Company services necessary for provisioning and/or restoring the services of the carrier.
- (2) The Telephone Company will work TSP services in the order of their priority level assignments. The priority sequence is as follows:
  - Restore TSP services assigned restoration priority 1
  - Provision Emergency (E) TSP services
  - Restore TSP services assigned restoration priority 2, 3, 4 or 5.
  - Provision TSP services assigned provisioning priority 1, 2, 3, 4 or 5.

(TR110)

## ACCESS SERVICE

13. Additional Engineering, Additional Labor and Miscellaneous Services (Cont'd)13.5 Other Miscellaneous Services (Cont'd)13.5.5 Telecommunications Service Priority (TSP) System (Cont'd)(F) General Company Obligations (Cont'd)

- (3) Work cooperatively with other providers of NSEP service when only a portion is provided by the Telephone Company to ensure "end-to-end" service.

(G) Rates and Charges

The following rates and charges are in addition to all other rates and charges that may apply for other services offered under this tariff which operate in conjunction with the TSP System.

(1) Establishment of TSP Service

The nonrecurring charge (NRC) specified below applies when Access Service is ordered with provisioning and/or restoration priority. If both are ordered at the same time, only one NRC is applicable. The specified NRC is also applicable for orders specifying priority changes. The monthly rate is associated with only the administration and maintenance of the TSP System for restoration priority service.

	<u>Monthly Rate</u>	<u>Nonrecurring Charge</u>
- TSP Services, Per Circuit		
ALLTEL Nebraska	\$0.00	\$80.63
Kentucky ALLTEL - Lexington	\$4.90	\$14.50
Kentucky ALLTEL - London	\$4.90	None

(2) Priority Provisioning

There are two basic levels of priority provisioning, Emergency (provisioning priority "E") and Essential (provisioning priority 1, 2, 3, 4 or 5).

- (a) Emergency provisioning. The Telephone Company will take immediate action to provide the requested service at the earliest possible date. The rates and charges will apply as set forth in Section 13.2.

(TR110)

ACCESS SERVICE

13. Additional Engineering, Additional Labor and Miscellaneous Services (Cont'd)

13.5 Other Miscellaneous Services (Cont'd)

13.5.5 Telecommunications Service Priority (TSP) System (Cont'd)

(G) Rates and Charges (Cont'd)

(2) Priority Provisioning (Cont'd)

- (b) Essential provisioning. The Telephone Company will adjust its available resources to meet the customers requested due date. The rates and charges will apply as set forth in Section 13.2, Additional Labor. To calculate the Additional Labor charges, the Telephone Company will keep track of the additional labor hours used to meet the request of the customer and bill the customer at the applicable Additional Labor charges.

(TR110)

## ACCESS SERVICE

13. Additional Engineering, Additional Labor and Miscellaneous Services (Cont'd)13.5 Other Miscellaneous Services (Cont'd)13.5.6 International Blocking Service

International Blocking Service is offered by the Telephone Company to subscribers of Telephone Exchange Service. International Blocking Service provides end office blocking of international direct-dialed sequences (011+ and 101XXXX-011+), by routing such calls to a recorded announcement.

The offering of International Blocking Service under this section of the tariff is subject to the capability of the end office switching equipment.

International Blocking Service offered under this section of the tariff is optional and subject to the charges as set forth in (A) following.

- (A) The nonrecurring charge for International Blocking Service is as follows:

<u>International Blocking Service</u>	<u>Nonrecurring Charge</u>
- Per Telephone Exchange	
Service line or trunk	
ALLTEL Nebraska	\$30.27
Kentucky ALLTEL - Lexington	\$19.95
Kentucky ALLTEL - London	\$19.95

Note: This charge is billed to the end user who is the subscriber to the Telephone Exchange Service.

(TR110)

## ACCESS SERVICE

13. Additional Engineering, Additional Labor and Miscellaneous Services (Cont'd)13.5.7 900 Blocking Service

The Telephone Company will provide 900 Blocking Service to customers who obtain local exchange service from the Telephone Company under its general or local exchange tariffs and to customers who obtain Feature Group A Switched Access service under this tariff. This service is only provided at appropriately equipped end offices. Those offices providing 900 Blocking Service are identified in NATIONAL EXCHANGE CARRIER ASSOCIATION, INC. TARIFF F.C.C. NO. 4.

On each line or trunk for which 900 Blocking Service is ordered, the Telephone Company will block all direct dialed calls placed to a 900 number. When capable, the Telephone Company will route the blocked calls to a recorded message.

A 900 Blocking Service charge as set forth in (A) following is applicable when ordered by the end user customer with the following exceptions:

- 900 Blocking Service will be provided at no charge on a one-time basis to all customers of both existing and new local exchange service and FGA Switched Access service.
- Customers with 900 Blocking Service who move to a new location will receive 900 Blocking Service at their new location at no charge.

The Blocking Service charge is applied for each line, trunk or Feature Group A Switched Access service to which 900 Blocking Service is removed or subsequently added. Requests by subscribers to remove 900 Blocking Service must be in writing. This charge does not apply when blocking is removed from an exchange line or trunk or Feature Group A Switched Access line at the same time that it is disconnected.

(A) <u>900 Blocking Service</u>	<u>Nonrecurring Charge</u>
- Per change in Blocking	
ALLTEL Nebraska	\$13.06
Kentucky ALLTEL - Lexington	\$ 5.00
Kentucky ALLTEL - London	\$ 5.00

(TR110)



## ACCESS SERVICE

13. Additional Engineering, Additional Labor and Miscellaneous Services (Cont'd)13.5 Other Miscellaneous Services (Cont'd)13.5.8 Verification of Orders for Telecommunications Service

No telecommunications carrier shall submit a preferred carrier change order unless and until the order has first been confirmed in accordance with one of the following procedures:

- (A) The telecommunications carrier has obtained the subscriber's written authorization in a form that meets the requirements of the Letter of Agency; or
- (B) The telecommunications carrier has obtained the subscriber's electronic authorization to submit the preferred carrier change order. Such authorization must be placed from the telephone number(s) on which the preferred carrier is to be changed and must confirm the information required in paragraph (A) of this section. Telecommunications carriers electing to confirm sales electronically shall establish one or more toll-free telephone numbers exclusively for that purpose. Calls to the number(s) will connect a subscriber to a voice response unit, or similar mechanism that records the required information regarding the preferred carrier change, including automatically recording the originating automatic numbering identification; or
- (C) An appropriately qualified independent third party has obtained the subscriber's oral authorization to submit the preferred carrier change order that confirms and includes appropriate verification data (e.g., the subscriber's date of birth or social security number). The independent third party must (1) not be owned, managed, controlled, or directed by the carrier or the carrier's marketing agent; (2) must not have any financial incentive to confirm preferred carrier change orders for the carrier or the carrier's marketing agent; and (3) must operate in a location physically separate from the carrier or the carrier's marketing agent. The content of the verification must include clear and conspicuous confirmation that the subscriber has authorized a preferred carrier change; or
- (D) Any State-enacted verification procedures applicable to intrastate preferred carrier change orders only.

(TR110)

## ACCESS SERVICE

13. Additional Engineering, Additional Labor and Miscellaneous Services (Cont'd)13.5 Other Miscellaneous Services (Cont'd)13.5.9 Letter of Agency Form and Content

- (A) A telecommunications carrier may use a Letter of Agency to obtain written authorization and/or verification of a subscriber's request to change his or her preferred carrier selection. A letter of agency that does not conform with this section is invalid.
- (B) The letter of agency shall be a separate document (or an easily separable document) containing only the authorizing language described in paragraph (E) of this section having the sole purpose of authorizing a telecommunications carrier to initiate a preferred carrier change. The letter of agency must be signed and dated by the subscriber to the telephone line(s) requesting the preferred carrier change.
- (C) The Letter of Agency shall not be combined on the same document with inducements of any kind.
- (D) Notwithstanding paragraphs (B) and (C) of this section, the Letter of Agency may be combined with checks that contain only the required Letter of Agency language as prescribed in paragraph (E) of this section and the necessary information to make the check a negotiable instrument. The Letter of Agency check shall not contain any promotional language or material. The Letter of Agency check shall contain in easily readable, bold-face type on the front of the check, a notice that the subscriber is authorizing a preferred carrier change by signing the check. The Letter of Agency language shall be placed near the signature line on the back of the check.
- (E) At a minimum, the Letter of Agency must be printed with a type of sufficient size and readable type to be clearly legible and must contain clear and unambiguous language that confirms:
  - (1) The subscriber's billing name and address and each telephone number to be covered by the preferred carrier change order;

(TR110)

## ACCESS SERVICE

13. Additional Engineering, Additional Labor and Miscellaneous Services (Cont'd)13.5 Other Miscellaneous Services (Cont'd)13.5.9 Letter of Agency Form and Content (Cont'd)

- (2) The decision to change the preferred carrier from the current telecommunications carrier to the soliciting telecommunications carrier;
  - (3) That the subscriber designates [name of submitting carrier] to act as the subscriber's agent for the preferred carrier change;
  - (4) That the subscriber understands that only one telecommunications carrier may be designated as the subscriber's interstate or interLATA preferred interexchange carrier for any one telephone number. To the extent that a jurisdiction allows the selection of additional preferred carriers (e.g., local exchange, intraLATA/intrastate toll, interLATA/interstate toll, or international interexchange) the Letter of Agency must contain separate statements regarding those choices, although a separate Letter of Agency for each choice is not necessary; and
  - (5) That the subscriber understands that any preferred carrier selection the subscriber chooses may involve a charge to the subscriber for changing the subscriber's preferred carrier.
- (F) Any carrier designated in a letter of agency as a preferred carrier must be the carrier directly setting the rates for the subscriber.
- (G) Letters of Agency shall not suggest or require that a subscriber take some action in order to retain the subscriber's current telecommunications carrier.
- (H) If any portion of a Letter of Agency is translated into another language then all portions of the Letter of Agency must be translated into that language. Every Letter of Agency must be translated into the same language as any promotional materials, oral descriptions or instructions provided with the letter of agency.

(TR110)

## ACCESS SERVICE

13. Additional Engineering, Additional Labor and Miscellaneous Services (Cont'd)13.5 Other Miscellaneous Services (Cont'd)13.5.10 Changes in Subscriber Carrier Selections

- (A) No telecommunications carrier shall submit or execute a change on the behalf of a subscriber in the subscriber's selection of a provider of telecommunications service except in accordance with the procedures described below. Nothing in this section shall preclude any State commission from enforcing these procedures with respect to intrastate services.
- (1) No submitting carrier shall submit a change on the behalf of a subscriber in the subscriber's selection of a provider of telecommunications service prior to obtaining: (A) authorization from the subscriber, and (B) verification of that authorization in accordance with the procedures prescribed in Section 13.5.8. For a submitting carrier, compliance with the verification procedures prescribed in this Section shall be defined as compliance with paragraphs (A) and (B) of this section, as well with Section 13.5.8. The submitting carrier shall maintain and preserve records of verification of subscriber authorization for a minimum period of two years after obtaining such verification.
- (2) An executing carrier shall not verify the submission of a change in a subscriber's selection of a provider of telecommunications service received from a submitting carrier. For an executing carrier, compliance with the procedures prescribed in this Section shall be defined as prompt execution, without any unreasonable delay, of changes that have been verified by a submitting carrier.
- (3) Commercial mobile radio services (CMRS) providers shall be excluded from the verification requirements as long as they are not required to provide equal access to common carriers for the provision of telephone toll services.

(TR110)

## ACCESS SERVICE

13. Additional Engineering, Additional Labor and Miscellaneous Services (Cont'd)13.5 Other Miscellaneous Services (Cont'd)13.5.10 Changes in Subscriber Carrier Selections (Cont'd)

- (B) Where a telecommunications carrier is selling more than one type of telecommunications service (e.g., local exchange, intraLATA/intrastate toll, interLATA/interstate toll, and international toll) that carrier must obtain separate authorization from the subscriber for each service sold, although the authorizations may be made within the same solicitation. Each authorization must be verified separately from any other authorizations obtained in the same solicitation. Each authorization must be verified in accordance with the verification procedures prescribed in this Section.
- (C) Carrier Liability for Charges. Any submitting telecommunications carrier that fails to comply with the procedures prescribed in this Section shall be liable to the subscriber's properly authorized carrier in an amount equal to all charges paid to the submitting telecommunications carrier by such subscriber after such violation, as well as for additional amounts as prescribed in Section 13.5.11. These remedies are in addition to any other remedies available by law.
- (D) Subscriber Liability for Charges. Any subscriber whose selection of telecommunications service provider is changed without authorization verified in accordance with the procedures set forth in this Section is absolved of liability for charges imposed by the unauthorized carrier for service provided during the first 30 days after the unauthorized change. Upon being informed by a subscriber that an unauthorized change has occurred, the authorized carrier, the unauthorized carrier, or the executing carrier shall inform the subscriber of this 30-day absolution period. The subscriber shall be absolved of liability for this 30-day period only if the subscriber has not already paid charges to the unauthorized carrier.

(TR110)

## ACCESS SERVICE

13. Additional Engineering, Additional Labor and Miscellaneous Services (Cont'd)13.5 Other Miscellaneous Services (Cont'd)13.5.10 Changes in Subscriber Carrier Selections (Cont'd)

- (1) Any charges imposed by the unauthorized carrier on the subscriber after this 30-day period shall be paid by the subscriber to the authorized carrier at the rates the subscriber was paying to the authorized carrier at the time of the unauthorized change. Upon the subscriber's return to the authorized carrier, the subscriber shall forward to the authorized carrier a copy of any bill that contains charges imposed by the unauthorized carrier after the 30-day period of absolution. After the authorized carrier has re-rated the charges to reflect its own rates, the subscriber shall be liable for paying such re-rated charges to the authorized carrier.
  - (2) If the subscriber has already paid charges to the unauthorized carrier, and the authorized carrier recovers such charges as provided in paragraph (C), the authorized carrier shall refund or credit to the subscriber any charges recovered from the unauthorized carrier in excess of what the subscriber would have paid for the same service had the unauthorized change not occurred, in accordance with the procedures set forth in Section 13.5.11.
  - (3) If the subscriber has been absolved of liability as prescribed by this Section, the unauthorized carrier shall also be liable to the subscriber for any charge required to return the subscriber to his or her properly authorized carrier, if applicable.
- (E) Definitions. For the purposes of this Section, the following definitions are applicable:
- (1) Submitting carrier: a submitting carrier is generally any telecommunications carrier that: (A) requests on the behalf of a subscriber that the subscriber's telecommunications carrier be changed, and (B) seeks to provide retail services to the end user subscriber. A carrier may be treated as a submitting carrier, however, if it is responsible for any unreasonable delays in the submission of carrier change requests or for the submission of unauthorized carrier change requests, including fraudulent authorizations.

(TR110)

## ACCESS SERVICE

13. Additional Engineering, Additional Labor and Miscellaneous Services (Cont'd)13.5 Other Miscellaneous Services (Cont'd)13.5.10 Changes in Subscriber Carrier Selections (Cont'd)

- (2) Executing carrier: an executing carrier is generally any telecommunications carrier that effects a request that a subscriber's telecommunications carrier be changed. A carrier may be treated as an executing carrier, however, if it is responsible for any unreasonable delays in the execution of carrier changes or for the execution of unauthorized carrier changes, including fraudulent authorizations.
- (3) Authorized carrier: an authorized carrier is generally any telecommunications carrier that submits a change, on behalf of a subscriber, in the subscriber's selection of a provider of telecommunications service with the subscriber's authorization verified in accordance with the procedures specified in this Section.
- (4) Unauthorized carrier: an unauthorized carrier is generally any telecommunications carrier that submits a change, on behalf of a subscriber, in the subscriber's selection of a provider of telecommunications service but fails to obtain the subscriber's authorization verified in accordance with the procedures specified in this Section.
- (5) Unauthorized change: an unauthorized change is a change in a subscriber's selection of a provider of telecommunications service that was made without authorization verified in accordance with the verification procedures specified in this Section.

(TR110)

## ACCESS SERVICE

13. Additional Engineering, Additional Labor and Miscellaneous Services (Cont'd)13.5 Other Miscellaneous Services (Cont'd)13.5.11 Reimbursement Procedures

- (A) The procedures in this section shall apply only after a subscriber has determined that an unauthorized change has occurred, as defined by Section 13.5.10(E)(5), and the subscriber has paid charges to an allegedly unauthorized carrier. Upon receiving notification from the subscriber or a carrier that a subscriber has been subjected to an unauthorized change and that the subscriber has paid charges to an allegedly unauthorized carrier, the properly authorized carrier must, within 30 days, request from the allegedly unauthorized carrier proof of verification of the subscriber's authorization to change carriers. Within ten days of receiving such request, the allegedly unauthorized carrier shall forward to the authorized carrier either:
- (1) Proof of verification of the subscriber's authorization to change carriers; or
  - (2) The following:
    - (a) An amount equal to all charges paid by the subscriber to the unauthorized carrier; and
    - (b) An amount equal to any charge required to return the subscriber to his or her properly authorized carrier, if applicable;
    - (c) Copies of any telephone bill(s) issued from the unauthorized carrier to the subscriber.
- (B) If an authorized carrier incurs any billing and collection expenses in collecting charges from the unauthorized carrier, the unauthorized carrier shall reimburse the authorized carrier for reasonable expenses.

(TR110)



## ACCESS SERVICE

13. Additional Engineering, Additional Labor and Miscellaneous Services (Cont'd)13.5 Other Miscellaneous Services (Cont'd)13.5.11 Reimbursement Procedures (Cont'd)

- (C) Where a subscriber notifies the unauthorized carrier, rather than the authorized carrier, of an unauthorized subscriber carrier selection change, the unauthorized carrier must immediately notify the authorized carrier.
- (D) Subscriber Refunds or Credits. Upon receipt from the unauthorized carrier of the amount described in Section 13.5.11(A)(2)(a), the authorized carrier shall provide a refund or credit to the subscriber of all charges paid in excess of what the authorized carrier would have charged the subscriber absent the unauthorized change. If the authorized carrier has not received from the unauthorized carrier an amount equal to charges paid by the subscriber to the unauthorized carrier, the authorized carrier is not required to provide any refund or credit. The authorized carrier must, within 60 days after it receives notification of the unauthorized change, inform the subscriber if it has failed to collect any charges from the unauthorized carrier and inform the subscriber of his or her right to pursue a claim against the unauthorized carrier for a refund of all charges paid to the unauthorized carrier.
- (E) Restoration of Premium Programs. Where possible, the properly authorized carrier must reinstate the subscriber in any premium program in which that subscriber was enrolled prior to the unauthorized change, if that subscriber's participation in the premium program was terminated because of the unauthorized change. If the subscriber has paid charges to the unauthorized carrier, the properly authorized carrier shall also provide or restore to the subscriber any premiums to which the subscriber would have been entitled had the unauthorized change not occurred. The authorized carrier must comply with the requirements of this subsection regardless of whether it is able to recover from the unauthorized carrier any charges that were paid by the subscriber.

(TR110)

## ACCESS SERVICE

13. Additional Engineering, Additional Labor and Miscellaneous Services (Cont'd)13.5 Other Miscellaneous Services (Cont'd)13.5.12 Investigation Procedures

- (A) The procedures in this section shall apply only after a subscriber has determined that an unauthorized change has occurred and such subscriber has not paid for charges imposed by the unauthorized carrier for the first 30 days after the unauthorized change.
- (B) The unauthorized carrier shall remove from the subscriber's bill all charges that were incurred for service provided during the first 30 days after the unauthorized change occurred.
- (C) The unauthorized carrier may, within 30 days of the subscriber's return to the authorized carrier, submit to the authorized carrier a claim that the subscriber was not subjected to an unauthorized change, along with a request for the amount of charges for which the consumer was credited pursuant to paragraph (B) and proof that the change to the subscriber's selection of telecommunications carrier was made with authorization verified in accordance with the verification procedures specified in this Section.
- (D) The authorized carrier shall conduct a reasonable and neutral investigation of the claim, including, where appropriate, contacting the subscriber and the carrier making the claim.
- (E) Within 60 days after receipt of the claim and the proof of verification, the authorized carrier shall issue a decision on the claim to the subscriber and the carrier making the claim.
  - (1) If the authorized carrier decides that the subscriber was not subjected to an unauthorized change, the authorized carrier shall place on the subscriber's bill a charge equal to the amount of charges for which the subscriber was previously credited pursuant to paragraph (B). Upon receiving this amount, the authorized carrier shall forward this amount to the carrier making the claim.
  - (2) If the authorized carrier decides that the subscriber was subjected to an unauthorized change, the subscriber shall not be required to pay the charges for which he or she was previously absolved.

(TR110)

## ACCESS SERVICE

13. Additional Engineering, Additional Labor and Miscellaneous Services (Cont'd)13.5 Other Miscellaneous Services (Cont'd)13.5.13 Preferred Carrier Freezes

- (A) A preferred carrier freeze (or freeze) prevents a change in a subscriber's preferred carrier selection unless the subscriber gives the carrier from whom the freeze was requested his or her express consent. All local exchange carriers who offer preferred carrier freezes must comply with the provisions of this section.
- (B) All local exchange carriers who offer preferred carrier freezes shall offer freezes on a nondiscriminatory basis to all subscribers, regardless of the subscriber's carrier selections.
- (C) Preferred carrier freeze procedures, including any solicitation, must clearly distinguish among telecommunications services (e.g., local exchange, intraLATA/intrastate toll, interLATA/interstate toll, and international toll) subject to a preferred carrier freeze. The carrier offering the freeze must obtain separate authorization for each service for which a preferred carrier freeze is requested.
- (D) Solicitation and imposition of preferred carrier freezes.
  - (1) All carrier-provided solicitation and other materials regarding preferred carrier freezes must include:
    - (a) An explanation, in clear and neutral language, of what a preferred carrier freeze is and what services may be subject to a freeze;
    - (b) A description of the specific procedures necessary to lift a preferred carrier freeze; an explanation that these steps are in addition to the Commission's verification rules in sections 13.5.8 and 13.5.9 for changing a subscriber's preferred carrier selections; and an explanation that the subscriber will be unable to make a change in carrier selection unless he or she lifts the freeze; and

(TR110)

## ACCESS SERVICE

13. Additional Engineering, Additional Labor and Miscellaneous Services (Cont'd)13.5 Other Miscellaneous Services (Cont'd)13.5.13 Preferred Carrier Freezes (Cont'd)

- (c) An explanation of any charges associated with the preferred carrier freeze.
- (2) No local exchange carrier shall implement a preferred carrier freeze unless the subscriber's request to impose a freeze has first been confirmed in accordance with one of the following procedures:
  - (a) The local exchange carrier has obtained the subscriber's written and signed authorization in a form that meets the requirements of Section 13.5.13(D)(3); or
  - (b) The local exchange carrier has obtained the subscriber's electronic authorization, placed from the telephone number(s) on which the preferred carrier freeze is to be imposed, to impose a preferred carrier freeze. The electronic authorization should confirm appropriate verification data (e.g., the subscriber's date of birth or social security number) and the information required in Section 13.5.13(D)(3)(b)(i)-(iv). Telecommunications carriers electing to confirm preferred carrier freeze orders electronically shall establish one or more toll-free telephone numbers exclusively for that purpose. Calls to the number(s) will connect a subscriber to a voice response unit, or similar mechanism that records the required information regarding the preferred carrier freeze request, including automatically recording the originating automatic numbering identification; or

(TR110)

## ACCESS SERVICE

13. Additional Engineering, Additional Labor and Miscellaneous Services (Cont'd)13.5 Other Miscellaneous Services (Cont'd)13.5.13 Preferred Carrier Freezes (Cont'd)

- (c) An appropriately qualified independent third party has obtained the subscriber's oral authorization to submit the preferred carrier freeze and confirmed the appropriate verification data (e.g., the subscriber's date of birth or social security number) and the information required in Section 13.5.13(D)(3)(b)(i)-(iv). The independent third party must (1) not be owned, managed, or directly controlled by the carrier or the carrier's marketing agent; (2) must not have any financial incentive to confirm preferred carrier freeze requests for the carrier or the carrier's marketing agent; and (3) must operate in a location physically separate from the carrier or the carrier's marketing agent. The content of the verification must include clear and conspicuous confirmation that the subscriber has authorized a preferred carrier freeze.
- (3) Written authorization to impose a preferred carrier freeze. A local exchange carrier may accept a subscriber's written and signed authorization to impose a freeze on his or her preferred carrier selection. Written authorization that does not conform with this section is invalid and may not be used to impose a preferred carrier freeze.
  - (a) The written authorization shall comply with Section 13.5.9(B), (C), and (H).
  - (b) At a minimum, the written authorization must be printed with a readable type of sufficient size to be clearly legible and must contain clear and unambiguous language that confirms:
    - (i) The subscriber's billing name and address and the telephone number(s) to be covered by the preferred carrier freeze;

(TR110)

## ACCESS SERVICE

13. Additional Engineering, Additional Labor and Miscellaneous Services (Cont'd)13.5 Other Miscellaneous Services (Cont'd)13.5.13 Preferred Carrier Freezes (Cont'd)

- (ii) The decision to place a preferred carrier freeze on the telephone number(s) and particular service(s). To the extent that a jurisdiction allows the imposition of preferred carrier freezes on additional preferred carrier selections (e.g., for local exchange, intraLATA/intrastate toll, interLATA/interstate toll service, and international toll), the authorization must contain separate statements regarding the particular selections to be frozen;
  - (iii) That the subscriber understands that she or he will be unable to make a change in carrier selection unless she or he lifts the preferred carrier freeze; and
  - (iv) That the subscriber understands that any preferred carrier freeze may involve a charge to the subscriber.
- (E) Procedures for lifting preferred carrier freezes. All local exchange carriers who offer preferred carrier freezes must, at a minimum, offer subscribers the following procedures for lifting a preferred carrier freeze:
- (1) A local exchange carrier administering a preferred carrier freeze must accept a subscriber's written and signed authorization stating her or his intent to lift a preferred carrier freeze; and
  - (2) A local exchange carrier administering a preferred carrier freeze must accept a subscriber's oral authorization stating her or his intent to lift a preferred carrier freeze and must offer a mechanism that allows a submitting carrier to conduct a three-way conference call with the carrier administering the freeze and the subscriber in order to lift a freeze. When engaged in oral authorization to lift a preferred carrier freeze, the carrier administering the freeze shall confirm appropriate verification data (e.g., the subscriber's date of birth or social security number) and the subscriber's intent to lift the particular freeze.

(TR110)

## ACCESS SERVICE

13. Additional Engineering, Additional Labor and Miscellaneous Services (Cont'd)13.5 Other Miscellaneous Services (Cont'd)13.5.14 Unauthorized PIC Change

(A) If an IC requests a Primary Interexchange Carrier (PIC) change on behalf of a billed party (e.g., an end user or the designator of the PIC for a pay telephone), and the billed party subsequently denies requesting the change, and the IC is unable to substantiate the change with a letter of agency signed by the billed party; then:

- The billed party will be reassigned to its previously selected IC. No charge will apply to the billed party for this reassignment.
- The nonrecurring Unauthorized PIC Change Charge, as set forth in (B) following, applies to the IC that requested the unauthorized PIC change. This charge is applied in addition to the nonrecurring Presubscription charge, as set forth in 13.5.2(J) preceding.

(B) The nonrecurring charge for unauthorized PIC change is as follows:

<u>Unauthorized PIC Change</u>	<u>Nonrecurring Charge</u>
- Per Telephone Exchange	
Service line or trunk	
ALLTEL Nebraska	\$ 43.67
Kentucky ALLTEL - Lexington	None
Kentucky ALLTEL - London	None

(TR110)

## ACCESS SERVICE

13. Additional Engineering, Additional Labor and Miscellaneous Services (Cont'd)13.5 Other Miscellaneous Services (Cont'd)13.5.15 Originating Line Number Screening (OLNS) Service

OLNS Service provides customers access to the Telephone Company's Line Information Data Base (LIDB) Provider to facilitate the completion of originating calls from working telephone numbers. The Telephone Company's LIDB Provider will provide originating line screening information that will identify allowable originating call processing and originating billing decisions. OLNS query charges will be billed to the customer by the Telephone Company's LIDB Provider.

13.5.16 Nonchargeable Confirmation Services(A) Billed Number Screening (BNS)

At the request of the customer, the Telephone Company business office will confirm BNS codes associated with a line to which a call is to be billed.

(B) Originating Line Number Screening (OLNS)

At the request of the customer, the Telephone Company business office will confirm OLNS codes associated with a line from which a call is placed.

13.5.17 Reserved for Future Use

(D)

|

(D)

13.5.18 Carrier Identification Parameter (CIP)

(N) (y)

The Carrier Identification Parameter (CIP) provides for the transmission of the Carrier Identification Code (CIC) or the access code 101XXXX to the customer with the Initial Address Message (IAM). CIP will be populated by a 4-digit CIC at the rates shown below. The monthly recurring rate is applicable per trunk. The nonrecurring charge is applicable per CIC, per trunk group. The nonrecurring charge has two rate levels. There is a nonrecurring charge applicable to trunk groups direct to the access tandem and a nonrecurring charge applicable to trunk groups direct to an end office.

<u>CIP Charge</u>	<u>Non-Recurring Charge-per CIC, Per End Office Direct Trunk Group</u>	<u>Non-Recurring Charge-per CIC, Per Access Tandem Direct Trunk Group</u>	<u>Monthly Recurring Charges Per Trunk</u>	
ALLTEL Kentucky	\$80.00	\$1,120.00	\$0.46	(N) (y)

(y) Issued under authority of Special Permission No. 03-009 of the Federal Communications Commission.

(TR118)

Issued: January 27, 2003

Effective: February 11, 2003

One Allied Drive  
Little Rock, AR 72203



## ACCESS SERVICE

13. Additional Engineering, Additional Labor and Miscellaneous Services (Cont'd)13.6 Local Number Portability Services

Local Number Portability (LNP) provides an end user of local exchange telecommunications service the ability to retain its existing local exchange service telephone number (TN) when changing from one local exchange telecommunications carrier to another. LNP capability will be activated in Telephone Company end office or tandem switches based upon receipt of a request by another local exchange telecommunications carrier. The Telephone Company will identify its LNP capable serving wire centers in the NATIONAL EXCHANGE CARRIER ASSOCIATION, INC. TARIFF F.C.C. No. 4. The technical specifications for Local Number Portability are contained in Telcordia Technologies Technical Reference GR-2936-CORE.

13.6.1 Local Number Portability End User Service

The Local Number Portability End User Charge will be billed to local exchange service end users, resellers of the Telephone Company's local exchange service, line side access customers, and purchasers of unbundled switch ports that are served by an LNP capable serving wire center. The Local Number Portability End User Charge recovers the Telephone Company's costs directly related to implementing and providing Local Number Portability.

The Telephone Company will bill a monthly Local Number Portability End User Charge as set forth in 13.6.3(A) to local exchange service end users, resellers of the Telephone Company's local exchange service, line side access customers, and purchasers of unbundled switch ports served by an LNP capable wire center with the following exceptions:

- Each PBX trunk shall be assessed the equivalent of nine monthly LNP End User Charges as specified in 13.6.3(A).
- Each ISDN RI arrangement shall be assessed the equivalent of five monthly LNP End User Charges as specified in 13.6.3(A).
- Lifeline end user customers shall not be assessed the LNP End User Charge.

The Telephone Company will recover the Local Number Portability End User Charge for a 60 month period beginning with the effective date of the rate as specified in 13.6.3(A) following.

(TR110)

## ACCESS SERVICE

13. Additional Engineering, Additional Labor and Miscellaneous Services (Cont'd)13.6 Local Number Portability Services (Cont'd)13.6.2 Local Number Portability Query Service(A) Description

LNP Query Service uses Advance Intelligent Network (AIN) technology and the Common Channel Signaling (CCS) network to query an LNP database to obtain network routing instructions before completion of a call. The LNP database contains all of the TNs within an NXX and the location routing number (LRN) of the switch serving each of those TNs when at least one of the TNs within the NXX has been transferred from one local exchange telecommunications carrier to another. The LRN associates a unique NPA-NXX-XXXX routing number with each central office switch that has subscribers who have transferred their TNs.

Where more than one carrier is involved in completing the call, the carrier prior to the terminating carrier (i.e. the N-1 carrier) is responsible for querying an LNP database to obtain the LRN used in routing the call for a number portable NXX code. When the N-1 carrier forwards a non-queried call to a Telephone Company end office or tandem switch and the NXX code has one or more transferred TNs, the Telephone Company's end office or tandem switch will suspend call processing and formulate and launch a query to an LNP database to secure the LRN of the transferred TN. When the LRN has been returned from an LNP database to the Telephone Company end office or tandem switch originating the query, call processing is resumed and the call is either processed in the Telephone Company's network or routed to the correct local service providers network for completion to the called party. The Telephone Company will perform the query on behalf of the N-1 carrier (i.e., the LNP query service customer) that forwarded the call. The Telephone Company will bill the N-1 wireline or wireless telecommunications carrier a charge per query as specified in 13.6.3 (B), regardless of whether the call is completed.

(TR110)

## ACCESS SERVICE

13. Additional Engineering, Additional Labor and Miscellaneous Services (Cont'd)13.6 Local Number Portability Services (Cont'd)13.6.2 Local Number Portability Query Service (Cont'd)(B) Limitations

LNP Query Service is to be used only on a call-by-call basis for routing calls to number portable NXX codes and cannot be used for purposes other than those functions described herein.

(C) Network Management

The Telephone Company will administer its network to ensure the provision of acceptable service levels to all customers of the LNP Query Service.

The Telephone Company reserves the right to block any LNP query traffic in a nondiscriminatory manner, where the processing of the LNP queries threatens to disrupt operation of its network and impair network reliability.

(D) Rate Regulations

The LNP charge per query recovers the cost to query an LNP database on behalf of the N-1 carrier. The rate associated with an LNP query will be billed monthly, per query as set forth in 13.6.3, based on the recorded number of queries. The Telephone Company will develop monthly charges based on an average number of queries per month if actual query recordings are not available. For billing purposes, each month is considered to have thirty (30) days.

(TR110)

## ACCESS SERVICE

13. Additional Engineering, Additional Labor and Miscellaneous Services (Cont'd)13.6 Local Number Portability Services (Cont'd)13.6.3 Rates and Charges(A) Local Number Portability (LNP) End User Service

The Telephone Company will bill the rates listed over a 60 month period beginning with the effective date of the rate.

<u>Company Name</u>	<u>State</u>	<u>Study Area Number</u>	<u>Effective Date of Rate</u>	<u>End User Rate Per Line</u>	<u>Rate Per PBX Trunk</u>	<u>Rate Per ISDN PRI</u>
ALLTEL Nebraska	NE	371568	6/8/02	\$0.37	\$3.33	\$1.85
Kentucky ALLTEL - Lexington	KY	269690	3/10/99	\$0.36	\$3.24	\$1.80
Kentucky ALLTEL - London	KY	269690	3/10/99	\$0.36	\$3.24	\$1.80

Exceptions—The following wire center(s) are not LNP capable in ALLTEL Nebraska:

ASLDNEXLRS0  
GNWDNEXLRS0  
LNCLNEXBDS0  
LNCLNEXDDS0  
WVRLNEXLRS0

(TR110)

Issued: August 30, 2002

Effective: September 14, 2002

One Allied Drive  
Little Rock, AR 72203

## ACCESS SERVICE

13. Additional Engineering, Additional Labor and Miscellaneous Services (Cont'd)13.6 Local Number Portability Services (Cont'd)13.6.3 Rates and Charges (Cont'd)(B) Local Number Portability (LNP) Query Service

<u>Company Name</u>	<u>State</u>	<u>Study Area Number</u>	<u>Rate Per Query</u>
ALLTEL Nebraska	NE	371568	\$ 0.00429

(TR110)

Issued: August 30, 2002

Effective: September 14, 2002

One Allied Drive  
Little Rock, AR 72203

## ACCESS SERVICE

14. Exceptions to Access Service Offerings

The services offered under the provisions of this tariff are subject to availability as set forth in 2.1.4 preceding. In addition, the following exceptions apply:

(Paragraphs 14.1 through 14.5 following are reserved for future listings as a result of a subsequent survey. In the meantime, in planning an end-to-end service, the customer should contact the Telephone Company in each customer premises city to assure itself that all of the service or service components required for a given customer service are currently available.)

- 14.1 The following service(s) is (are) not offered in the operating territory of listed Issuing Carriers.

(Reserve for future use.)

- 14.2 The following offering(s) is (are) limited to existing locations. No inside moves, rearrangements or additions will be permitted.

(Reserve for future use.)

- 14.3 The following offering(s) is (are) limited to existing locations. Inside moves or rearrangements may be undertaken. However, no additions will be permitted.

14.3.1 Nebraska Educational Television

Nebraska Educational Television Commission Video Service from  
Lincoln to Omaha, Nebraska.

	<u>USOC</u>	<u>RATE</u>	<u>QTY</u>	<u>MONTHLY CHARGE</u>
Order/Control Mead to Omaha	ORDCT	155.00	1	155.00
Order Wire Lincoln to Mead	ORDWI	95.00	1	95.00
Stereo Lincoln to Mead	STR01	46.25	2	92.50
Stereo Mead to Omaha	STR02	52.00	2	104.00
Video Lincoln to Mead	VID01	430.00	3	
1,290.00				
				<u>1,736.50</u>

(TR110)

ACCESS SERVICE

14. Exceptions to Access Service Offerings (Cont'd.)

- 14.4 The following offering(s) is (are) limited to existing locations where additional units may be added for growth. Inside moves or rearrangements may be undertaken.

(Reserved for future use.)

- 14.5 The following offering(s) is (are) limited to existing locations where additional units may be added for growth. However, inside moves or rearrangements will not be permitted.

(Reserved for future use.)

(TR110)

## ACCESS SERVICE

15. Interface Groups, Transmission Specifications and Channel Interfaces15.1 Local Transport Interface Groups

Interface Group 1 is provided with Type C Transmission Specifications, and Interface Groups 2 through 10 are provided with Type A or B Transmission Specifications, depending on the Feature Group and whether the Access Service is routed directly or through an access tandem. All Interface Groups are provided with Data Transmission Parameters.

Only certain premises interfaces are available at the customer designated premises. The premises interfaces associated with the Interface Groups may vary among Feature Groups. The various premises interfaces which are available with the Interface Groups, and the Feature Groups with which they may be used, are set forth in 15.1.1 following:

15.1.1 Interface Group 1

Interface Group 1, except as set forth in the following, provides two-wire voice frequency transmission at the point of termination at the customer's premises. The interface is capable of transmission of voice and associated telephone signals within the frequency bandwidth of approximately 300 to 3000 Hz.

Interface Group 1 is not provided in association with FGC and FGD when the first point of switching is an access tandem. In addition, Interface Group 1 is not provided in association with FGB, FGC or FGD when the first point of switching provides only four-wire terminations.

The transmission path between the point of termination at the customer designated premises and the customer's serving wire center may be comprised of any form or configuration of plant capable of and typically used in the telecommunications industry for the transmission of voice and associated telephone signals within the frequency bandwidth of 300 to 3000 Hz.

The interface is provided with loop supervisory signaling. When the interface is associated with FGA, such signaling will be loop start or ground start signaling. When the interface is associated with FGB, FGC or FGD, such signaling, except for two-way calling which is E & M signaling, will be reverse battery signaling.

(TR110)



## ACCESS SERVICE

15. Interface Groups, Transmission Specifications and Channel Interfaces (Cont'd)15.1 Local Transport Interface Groups (Cont'd)15.1.2 Interface Group 2

Interface Group 2 provides four-wire voice frequency transmission at the point of termination at the customer designated premises. The interface is capable of transmission of voice and associated telephone signals within the frequency bandwidth of approximately 300 to 3000 Hz.

The transmission path between the point of termination at the customer designated premises and the customer's serving wire center may be comprised of any form or configuration of plant capable of and typically used in the telecommunications industry for the transmission of voice and associated telephone signals within the frequency bandwidth of approximately 300 to 3000 Hz.

The interface is provided with loop supervisory signaling. When the interface is associated with FGA, such signaling will be loop start or ground start signaling. When the interface is associated with FGB, FGC or FGD, such signaling, except for two-way calling which is E&M signaling, will be reverse battery signaling.

15.1.3 Interface Group 3

Interface Group 3 provides group level analog transmission at the point of termination at the customer designated premises. The interface is capable of transmitting electrical signals between the frequencies of 60 to 108 kHz, with the capability to channelize up to 12 voice frequency transmission paths. Certain frequencies within the bandwidth of the Interface Group are reserved for Telephone Company use, e.g., pilot and carrier group alert tones. Before the first point of switching, the Telephone Company will provide multiplex equipment to derive 12 transmission paths of frequency bandwidth of approximately 300 to 3000 Hz.

The interface is provided with individual transmission path SF supervisory signaling.

(TR110)

## ACCESS SERVICE

15. Interface Groups, Transmission Specifications and Channel Interfaces (Cont'd)15.1 Local Transport Interface Groups (Cont'd)15.1.4 Interface Group 4

Interface Group 4 provides supergroup level analog transmission at the point of termination at the customer designated premises. The interface is capable of transmitting electrical signals between the frequencies of 312 to 552 kHz, with the capability to channelize up to 60 voice frequency transmission paths. Certain frequencies within the bandwidth of the Interface Group are reserved for Telephone Company use, e.g., pilot and carrier group alarm tones. Before the first point of switching, the Telephone Company will provide multiplex and channel bank equipment to derive 60 transmission paths of frequency bandwidth of approximately 300 to 3000 Hz.

The interface is provided with individual transmission path SF supervisory signaling.

15.1.5 Interface Group 5

Interface Group 5 provides mastergroup level analog transmission at the point of termination at the customer designated premises. The interface is capable of transmitting electrical signals between the frequencies of 564 to 3084 kHz, with the capability to channelize up to 600 voice frequency transmission paths. Certain frequencies within the bandwidth of the Interface Group are reserved for Telephone Company use, e.g., pilot and carrier group alarm tones. Before the first point of switching, the Telephone Company will provide multiplex and channel bank equipment to derive 600 transmission paths of frequency bandwidth of approximately 300 to 3000 Hz.

The interface is provided with individual transmission path SF supervisor signaling.

15.1.6 Interface Group 6

Interface Group 6 provides DS1 level digital transmission at the point of termination at the customer designated premises. The interface is capable of transmitting electrical signals at a nominal 1.544

(TR110)

## ACCESS SERVICE

15. Interface Groups, Transmission Specifications and Channel Interfaces (Cont'd)15.1 Local Transport Interface Groups (Cont'd)15.1.6 Interface Group 6 (Cont'd)

Mbps, with the capability to channelize up to 24 voice frequency transmission paths. Before the first point of switching, when analog switching utilizing analog terminations are provided, the Telephone Company will provide multiplex and channel bank equipment to derive 24 transmission paths of a frequency bandwidth of approximately 300 to 3000 Hz. When digital switching or analog switching with digital carrier terminations is provided, the Telephone Company will provide a DS1 signal in D3/D4 format.

The interface is provided with individual transmission path bit stream supervisory signaling.

15.1.7 Interface Group 7

Interface Group 7 provides DS1C level digital transmission at the point of termination at the customer designated premises. The interface is capable of transmitting electrical signals at a nominal 3.152 Mbps, with the capability to channelize up to 48 voice frequency transmission paths. Before the first point of switching, when analog switching utilizing analog terminations is provided, the Telephone Company will provide multiplex and channel bank equipment to derive up to 48 voice frequency transmission paths of a frequency bandwidth of approximately 300 to 3000 Hz. When digital switching or analog switching with digital carrier terminations is provided, the Telephone Company will provide DS1 signals in D3/D4 format.

The interface is provided with individual transmission path bit stream supervisor signaling.

15.1.8 Interface Group 8

Interface Group 8 provides DS2 level digital transmission at the point of termination at the customer designated premises. The interface is capable of transmitting electrical signals at a nominal 6.312 Mbps, with the capability to channelize up to

(TR110)

## ACCESS SERVICE

15. Interface Groups, Transmission Specifications and Channel Interfaces (Cont'd)15.1 Local Transport Interface Groups (Cont'd)15.1.8 Interface Group 8 (Cont'd)

96 voice frequency transmission paths. Before the first point of switching, when analog switching utilizing analog terminations are provided, the Telephone Company will provide multiplex and channel bank equipment in its office to derive up to 96 transmission paths of a frequency bandwidth of approximately 300 to 3000 Hz. When digital switching, or analog switching with digital carrier terminations is provided, the Telephone Company will provide a DS1 signal in D3/D4 format.

The interface is provided with individual transmission path bit stream supervisory signaling.

15.1.9 Interface Group 9

Interface Group 9 provides DS3 level digital transmission at the point of termination at the customer designated premises. The interface is capable of transmitting electrical signals at a nominal 44.736 Mbps, with the capability to channelize up to 672 voice frequency transmission paths. Before the first point of switching, when analog switching utilizing analog terminations is provided, the Telephone Company will provide multiplex and channel bank equipment to derive up to 672 transmission paths of a frequency bandwidth of approximately 300 to 3000 Hz. When digital switching, or analog switching with digital carrier terminations is provided, the Telephone Company will provide DS1 signals in D3/D4 format.

The interface is provided with individual transmission path bit stream supervisor signaling.

(TR110)

## ACCESS SERVICE

15. Interface Groups, Transmission Specifications and Channel Interfaces (Cont'd)15.1 Local Transport Interface Groups (Cont'd)15.1.10 Interface Group 10

Interface Group 10 provides DS4 level digital transmission at the point of termination at the customer designated premises. The interface is capable of transmitting electrical signals at a nominal 274.176 Mbps, with the capability to channelize up to 4032 voice frequency transmission paths. Before the first point of switching, when analog switching utilizing analog terminations is provided, the Telephone Company will provide multiplex and channel bank equipment to derive up to 4032 transmission paths of a frequency bandwidth of approximately 300 to 3000 Hz. When digital switching, or analog switching with digital carrier terminations is provided, the Telephone Company will provide DS1 signals in D3/D4 format. The interface is provided with individual transmission path bit stream supervisor signaling.

15.1.11 Available Premises Interface Codes

Following is a matrix showing, for each Interface Group, which premises interface codes are available as a function of the Telephone Company switch supervisory signaling and Feature Group. For explanation of these codes, see the Glossary of Channel Interface Codes in 15.3 following.

(TR110)

## ACCESS SERVICE

15. Interface Groups, Transmission Specifications and Channel Interfaces (Cont'd)15.1 Local Transport Interface Groups (Cont'd)15.1.11 Available Premises Interface Codes (Cont'd)

Interface Group	Telephone Company		Premises Interface Code	Feature Group			
	Switch	Supervisory Signaling		A	B	C	D
1	LO		2LS2			X	
	LO		2LS3			X	
	GO		2GS2			X	
	GO		2GS3			X	
	LO, GO,		2DX3			X	
	LO, GO,		4EA3-E			X	
	LO, GO		4EA3-M			X	
	LO, GO		6EB3-E			X	
	LO, GO		6EB3-M			X	
	RV, EA, EB, EC		2DX3			X	X X
	RV, EA, EB, EC		4EA3-E			X	X X
	RV, EA, EB, EC		4EA3-M			X	X X
	RV, EA, EB, EC		6EB3-E			X	X X
	RV, EA, EB, EC		6EB3-M			X	X X
	EA, EB, EC		6EC3				X X
	RV		2RV3-0			X	X X
	RV		2RV3-T			X	X X
	SS7		2N02				X X
2	LO, GO		4SF2			X	
	LO, GO		4SF3			X	
	LO		4LS2			X	
	LO		4LS3			X	
	LO		6LS2			X	
	GO		4GS2			X	
	GO		4GS3			X	
	GO		6GS2			X	
	LO, GO		4DX2			X	
	LO, GO		4DX3			X	
	LO, GO		6EA2-E			X	
	LO, GO		6EA2-M			X	
	LO, GO		8EB2-E			X	
	LO, GO		8EB2-M			X	
	LO, GO		6EX2-B			X	

(TR110)

## ACCESS SERVICE

15. Interface Groups, Transmission Specifications and Channel Interfaces (Cont'd)15.1 Local Transport Interface Groups (Cont'd)15.1.11 Available Premises Interface Codes (Cont'd)

Interface Group (Cont'd)	Telephone Company		Interface Code	Premises Feature Group			
	Switch	Supervisory Signaling		A	B	C	D
2	RV, EA, EB, EC		4SF2			X	X X
	RV, EA, EB, EC		4SF3			X	
	RV, EA, EB, EC		4DX2			X	X X
	RV, EA, EB, EC		4DX3			X	
	RV, EA, EB, EC		6DX2				X
	RV, EA, EB, EC		6EA2-E			X	X X
	RV, EA, EB, EC		6EA2-M			X	X X
	RV, EA, EB, EC		8EB2-E			X	X X
	RV, EA, EB, EC		8EB2-M			X	X X
	EA, EB, EC		8EC2-M				X X
	RV		4RV2-O			X	X X
	RV		4RV2-T			X	X X
	RV		4RV3-O			X	X
	RV		4RV3-T			X	X
	SS7		4N02				X X
3	LO, GO		4AH5-B			X	
	RV, EA, EB, EC		4AH5-B			X	X X
	SS7		4AH5-B				X X
4	LO, GO		4AH6-C			X	
	RV, EA, EB, EC		4AH6-C			X	X X
	SS7		4AH6-C				X X
5	LO, GO		4AH6-D			X	
	RV, EA, EB, EC		4AH6-D			X	X X
	SS7		4AH6-D				X X
6	LO, GO		4DS9-15			X	
	LO, GO		4DS9-15L			X	
	RV, EA, EB, EC		4DS9-15			X	X X
	RV, EA, EB, EC		4DS9-15L			X	X X
	SS7		4DS9-15				X X
7	LO, GO		4DS9-31			X	
	RV, EA, EB, EC		4DS9-31			X	X X
	LO, GO		4DS9-31L			X	
	RV, EA, EB, EC		4DS9-31L			X	X X
	SS7		4DS9-31				X X

(TR110)

## ACCESS SERVICE

15. Interface Groups, Transmission Specifications and Channel Interfaces (Cont'd)15.1 Local Transport Interface Groups (Cont'd)15.1.11 Available Premises Interface Codes (Cont'd)

Interface Group	Telephone Company		Interface Code	Premises Feature Group			
	Switch	Supervisory Signaling		A	B	C	D
8	LO, GO		4DS0-63			X	
	LO, GO		4DS0-63L			X	
	RV, EA, EB, EC		4DS0-63			X	X X
	RV, EA, EB, EC		4DS0-63L			X	X X
	SS7		4DS0-63				X X
9	LO, GO		4DS6-44			X	
	LO, GO		4DS6-44L			X	
	RV, EA, EB, EC		4DS6-44			X	X X
	RV, EA, EB, EC		4DS6-44L			X	X X
	SS7		4DS6-44				X X
10	LO, GO		4DS6-27			X	
	LO, GO		4DS6-27L			X	
	RV, EA, EB, EC		4DS6-27			X	X X
	RV, EA, EB, EC		4DS6-27L			X	X X
	SS7		4DS6-27				X X

15.1.12 Supervisory Signaling

- For Interface Groups 1 and 2

DX Supervisory Signaling, E&M Type I Supervisory Signaling, E&M Type II Supervisory Signaling, or E&M Type III Supervisory Signaling

- For Interface Group 2

SF Supervisory Signaling, or  
Tandem Supervisory Signaling

- For Interface Groups 3 through 5  
Optional Supervisory Signaling Not Available

- For Interface Groups 6 through 10

These Interface Groups may, at the option of the customer, be provided with individual transmission path SF supervisory signaling where such signaling is available in Telephone Company central offices. Generally such signaling is available only where the entry switch provides an analog, i.e., nondigital, interface to the transport termination.

(TR110)



## ACCESS SERVICE

15. Interface Groups, Transmission Specifications and Channel Interfaces (Cont'd)15.2 Transmission Specifications Switched Access Service15.2.1 Standard Transmission Specifications

Following are descriptions of the three Standard Transmission Specifications available with Switched Access Service Feature Groups. The specific applications in terms of the Feature Groups and Interface Groups with which the Feature Group Standard Transmission Specifications are provided are set forth in 6.2.1(C), 6.2.2(C), 6.2.3(C) and 6.2.4(C) preceding.

(A) Type A Transmission Specifications

Type A Transmission Specifications is provided with the following parameters:

(1) Loss Deviation

The maximum Loss Deviation of the 1004 Hz loss relative to the Expected Measured Loss (EML) is  $\pm 2.0$  dB.

(2) Attenuation Distortion

The maximum Attenuation Distortion in the 404 to 2804 Hz frequency band relative to the loss of 1004 Hz is -1.0 dB to +3.0 dB.

(3) C-Message Noise

The maximum C-Message Noise for the transmission path at the route miles listed is less than or equal to:

<u>Route Miles</u>	<u>C-Message Noise</u>
Less than 50	32 dBrnC0
51 to 100	34 dBrnC0
101 to 200	37 dBrnC0
201 to 400	40 dBrnC0
401 to 1000	42 dBrnC0

(TR110)

## ACCESS SERVICE

15. Interface Groups, Transmission Specifications and Channel Interfaces (Cont'd)15.2 Transmission Specifications Switched Access Service (Cont'd)15.2.1 Standard Transmission Specifications (Cont'd)(A) Type A Transmission Specifications (Cont'd)(4) C-Notch Noise

The maximum C-Notch Noise, utilizing a -16 dBm0 holding tone, is less than or equal to 45 dBrnC0.

(5) Echo Control

Echo Control, identified as Equal Level Echo Path Loss, and expressed as Echo Return Loss and Singing Return Loss, is dependent on the routing, i.e., whether the service is routed directly from the customer's point of termination (POT) to the end office or via an access tandem. It is equal to or greater than the following:

	<u>Echo Return Loss</u>	<u>Singing Return Loss</u>
POT to Access Tandem	21 dB	14 dB
POT to End Office		
- Direct	N/A	N/A
- Via Access Tandem	16 dB	11 dB

(6) Standard Return Loss

Standard Return Loss expressed as Echo Return Loss and Singing Return Loss on two-wire ports of a four-wire point of termination shall be equal to or greater than:

<u>Echo Return Loss</u>	<u>Singing Return Loss</u>
5 dB	2.5 dB

(B) Type B Transmission Specifications

Type B Transmission Specifications are provided with the following parameters:

(TR110)

## ACCESS SERVICE

15. Interface Groups, Transmission Specifications and Channel Interfaces (Cont'd)15.2 Transmission Specifications Switched Access Service (Cont'd)15.2.1 Standard Transmission Specifications (Cont'd)(B) Type B Transmission Specifications (Cont'd)(1) Loss Deviation

The maximum Loss Deviation of the 1004 Hz loss relative to the Expected Measured Loss (EML) is  $\pm 2.5$  dB.

(2) Attenuation Distortion

The maximum Attenuation Distortion in the 404 to 2804 Hz frequency band relative to loss at 1004 Hz is -2.0 dB to +4.0 dB.

(3) C-Message Noise

The maximum C-Message Noise for the transmission path at the route miles listed is less than or equal to:

<u>Route Miles</u>	<u>C-Message Noise*</u>	
	<u>Type B1</u>	<u>Type B2</u>
Less than 50	32 dBrnCO	35 dBrnCO
51 to 100	33 dBrnCO	37 dBrnCO
101 to 200	35 dBrnCO	40 dBrnCO
201 to 400	37 dBrnCO	43 dBrnCO
401 to 1000	39 dBrnCO	45 dBrnCO

(4) C-Notch Noise

The maximum C-Notch Noise, utilizing a -16 dBmO holding tone is less than or equal to 47 dBrnCO.

\*For Feature Groups C and D only Type B2 will be provided. For Feature Groups A and B, Type B1 or B2 will be provided as set forth in Technical Reference TR-NPL-000334.

(TR110)

## ACCESS SERVICE

15. Interface Groups, Transmission Specifications and Channel Interfaces (Cont'd)15.2 Transmission Specifications Switched Access Service (Cont'd)15.2.1 Standard Transmission Specifications (Cont'd)(B) Type B Transmission Specifications (Cont'd)(5) Echo Control

Echo Control, identified as Impedance Balance for FGA and FGB and Equal Level Echo Path Loss for FGC and FGD, and expressed as Echo Return Loss (ERL) and Singing Return Loss (SRL), is dependent on the routing, i.e., whether the service is routed directly from the customer's point of termination (POT) to the end office or via an access tandem. The ERL and SRL also differ by Feature Group, type of termination, and type of transmission path. They are greater than or equal to the following:

	<u>Echo Return Loss</u>	<u>Singing Return Loss</u>
POT to Access Tandem		
- Terminated in 4-Wire trunk	21 dB	14 dB
- Terminated in 2-Wire trunk	16 dB	11 dB
POT to End Office		
- Direct	16 dB	11 dB
- Via Access Tandem		
• For FGB access	8 dB	4 dB
• For FGC access (Effective 4-Wire transmission path at end office)	16 dB	11 dB
• For FGD access (Effective 2-Wire transmission path at end office)	13 dB	6 dB

(TR110)

## ACCESS SERVICE

15. Interface Groups, Transmission Specifications and Channel Interfaces (Cont'd)15.2 Transmission Specifications Switched Access Service (Cont'd)15.2.1 Standard Transmission Specifications (Cont'd)(B) Type B Transmission Specifications (Cont'd)(6) Standard Return Loss

Standard Return Loss, expressed as Echo Return Loss and Singing Return Loss, on two-wire ports of a four-wire point of termination shall be equal to or greater than:

<u>Echo</u> <u>Return Loss</u>	<u>Singing</u> <u>Return Loss</u>
5 dB	2.5 dB

(C) Type C Transmission Specifications

Type C Transmission Specifications are provided with the following parameters:

(1) Loss Deviation

The maximum Loss Deviation of the 1004 Hz loss relative to the Expected Measured Loss (EML) is  $\pm 3.0$  dB.

(2) Attenuation Distortion

The maximum Attenuation Distortion in the 404 to 2804 Hz frequency band relative to loss at 1004 Hz is -2.0 dB to +5.5 dB.

(3) C-Message Noise

The maximum C-Message Noise for the transmission path at the route miles listed is less than or equal to:

(TR110)

## ACCESS SERVICE

15. Interface Groups, Transmission Specifications and Channel Interfaces (Cont'd)15.2 Transmission Specifications Switched Access Service (Cont'd)15.2.1 Standard Transmission Specifications (Cont'd)(C) Type C Transmission Specifications (Cont'd)

<u>Route Miles</u>	<u>C-Message Noise*</u>	
	<u>Type C1</u>	<u>Type C2</u>
Less than 50	32 dBrnCO	38 dBrnCO
51 to 100	33 dBrnCO	39 dBrnCO
101 to 200	35 dBrnCO	41 dBrnCO
201 to 400	37 dBrnCO	43 dBrnCO
401 to 1000	39 dBrnCO	45 dBrnCO

(4) C-Notch Noise

The maximum C-Notch Noise, utilizing a -16 dBm0 holding tone is less than or equal to 47 dBrnCO.

(5) Echo Control

Echo Control, identified as Return Loss and expressed as Echo Return Loss and Singing Return Loss is dependent on the routing, i.e., whether the service is routed directly from the customer's point of termination (POT) to the end office or via an access tandem. It is equal to or greater than the following:

	<u>Echo Return Loss</u>	<u>Singing Return Loss</u>
POT to Access Tandem	13 dB	6 dB
POT to End Office		
- Direct	13 dB	6 dB
- Via Access Tandem (for FGB only)	8 dB	4 dB

\*For Feature Groups C and D only Type C2 will be provided. For Feature Groups A and B, Type C1 or C2 will be provided as set forth in Technical Reference TR-NPL-000334.

(TR110)

## ACCESS SERVICE

15. Interface Groups, Transmission Specifications and Channel Interfaces (Cont'd)15.2 Transmission Specifications Switched Access Service (Cont'd)15.2.2 Data Transmission Parameters

Two types of Data Transmission Parameters, i.e., Type DA and Type DB, are provided for the Feature Group arrangements. The specific applications in terms of the Feature Groups with which they are provided are set forth in 6.2.1(C), 6.2.2(C), 6.2.3(C) and 6.2.4(C) preceding. Following are descriptions of each.

(A) Data Transmission Parameters Type DA(1) Signal to C-Notched Noise Ratio

The Signal to C-Notched Noise Ratio is equal to or greater than 33 dB.

(2) Envelope Delay Distortion

The maximum Envelope Delay Distortion for the frequency bands and route miles specified is:

	<u>604 to 2804 Hz</u>	
less than 50 route miles	500	microseconds
equal to or greater than		
50 route miles	900	microseconds

	<u>1004 to 2404 Hz</u>	
less than 50 route miles	200	microseconds
equal to or greater than		
50 route miles	400	microseconds

(3) Impulse Noise Counts

The Impulse Noise Counts exceeding a 65 dBrnC0 threshold in 15 minutes is no more than 15 counts.

(4) Intermodulation Distortion

The Second Order (R2) and Third Order (R3) Intermodulation Distortion products are equal to or greater than:

Second Order (R2)	33 dB
Third Order (R3)	37 dB

(TR110)

## ACCESS SERVICE

15. Interface Groups, Transmission Specifications and Channel Interfaces (Cont'd)15.2 Transmission Specifications Switched Access Service (Cont'd)15.2.2 Data Transmission Parameters (Cont'd)(A) Data Transmission Parameters Type DA (Cont'd)(5) Phase Jitter

The Phase Jitter over the 4-300 Hz frequency band is less than or equal to 5° peak-to-peak.

(6) Frequency Shift

The maximum Frequency Shift does not exceed -2 to +2 Hz.

(B) Data Transmission Parameters Type DB(1) Signal to C-Notched Noise Ratio

The signal to C-Notched Noise Ratio is equal to or greater than 30 dB.

(2) Envelope Delay Distortion

The maximum Envelope Delay Distortion for the frequency bands and route miles specified is:

<u>604 to 2804 Hz</u>	
less than 50 route miles	800 microseconds equal to or greater than
50 route miles	1000 microseconds
<u>1004 to 2404 Hz</u>	
less than 50 route miles	320 microseconds equal to or greater than
50 route miles	500 microseconds

(3) Impulse Noise Counts

The Impulse Noise Counts exceeding a 67 dBrnC0 threshold in 15 minutes is no more than 15 counts.

(TR110)



## ACCESS SERVICE

15. Interface Groups, Transmission Specifications and Channel Interfaces (Cont'd)15.2 Transmission Specifications Switched Access Service (Cont'd)15.2.2 Data Transmission Parameters (Cont'd)(B) Data Transmission Parameters Type DB (Cont'd)(4) Intermodulation Distortion

The Second Order (R2) and Third Order (R3)  
Intermodulation Distortion products are equal to or  
greater than:

Second Order (R2)	31 dB
Third Order (R3)	34 dB

(5) Phase Jitter

The Phase Jitter over the 4-300 Hz frequency band is  
less than or equal to 7° peak-to-peak.

(6) Frequency Shift

The maximum Frequency Shift does not exceed -2 to +2 Hz.

(TR110)

## ACCESS SERVICE

15. Interface Groups, Transmission Specifications and Channel Interfaces (Cont'd)15.3 Special Access Channel Interface and Network Channel Codes

This section explains the Channel Interface codes and Network Channel codes that the customer must specify when ordering Special Access Service, Switched Access Entrance Facilities, and Voice Grade and High Capacity Direct-Trunked Transport. Included is an example which explains the specific characters of the code, a glossary of Channel Interface codes, impedance levels, Network Channel codes and compatible Channel Interfaces.

Example: If the customer specifies an NT Network Channel Code and a 2DC8-3 Channel Interface at the customer's premises, the following is being requested:

NT = Metallic Channel with a Predefined Technical  
Specification Package (1)  
2 = Number of physical wires at customer premises  
DC = Facility interface for direct current or voltage  
8 = Variable impedance level  
3 = Metallic facilities (DC continuity) for direct  
current/low frequency control signals or slow speed data  
(30 baud)

15.3.1 Glossary of Channel Interface Codes and Options

<u>Code</u>	<u>Option</u>	<u>Definition</u>
AB -		accepts 20 Hz ringing signal at customer's point of termination
AC -		accepts 20 Hz ringing signal at customer's end user's point of termination
CT -		Centrex Tie Trunk Termination
DA -		data stream in VF frequency band at customer's end user's point of termination
DB -		data stream in VF frequency band at customer's point of termination
- 10		VF for TG1 and TG2
- 43		VF for 43 Telegraph Carrier type signals, TG1 and TG2
DC -		direct current or voltage
- 1		monitoring interface with series RC combination (McCulloh format)
- 2		Telephone Company energized alarm channel
- 3		Metallic facilities (DC continuity) for direct current/low frequency control signals or slow speed data (30 baud)

(TR110)

## ACCESS SERVICE

15. Interface Groups, Transmission Specifications and Channel Interfaces (Cont'd)15.3 Special Access Channel Interface and Network Channel Codes (Cont'd)15.3.1 Glossary of Channel Interface Codes and Options (Cont'd)

<u>Code</u>	<u>Option</u>	<u>Definition</u>
DD -		DATAPHONE Select-A-Station (and TABS) interface at customer's point of termination
DE -		DATAPHONE Select-A-Station (and TABS) interface at the customer's end user's point of termination.
DS -		digital hierarchy interface
- 15		1.544 Mbps (DS1) format per PUB 41451 plus D4
- 15E		8-bit PCM encoded in one 64 kbps of the DS1 signal
- 15F		8-bit PCM encoded in two 64 kbps of the DS1 signal
- 15G		8-bit PCM encoded in three 64 kbps of the DS1 signal
- 15H		14/11-bit PCM encoded in six 64 kbps of the DS1 signal
- 15J		1.544 Mbps format per PUB 41451
- 15K		1.544 Mbps format per PUB 41451 plus extended framing format
- 15L		1.544 Mbps (DS1) with SF signaling
- 27		274.176 Mbps (DS4)
- 27L		274.176 Mbps (DS4) with SF signaling
- 31		3.152 Mbps (DS1C)
- 31L		3.152 Mbps (DS1C) with SF signaling
- 44		44.736 Mbps (DS3)
- 44L		44.736 Mbps (DS3) with SF signaling
- 63		6.312 Mbps (DS2)
- 63L		6.312 Mbps (DS2) with SF signaling
DU -		digital access interface
- 24		2.4 kbps
- 48		4.8 kbps
- 56		56.0 kbps
- 96		9.6 kbps
- A		1.544 Mbps format per PUB 41451
- B		1.544 Mbps format per PUB 41451 plus D4
- C		1.544 Mbps format per PUB 41451 plus extended framing format
DX -		duplex signaling interface at customer's point of termination
DY -		duplex signaling interface at customer's end user's point of termination

(TR110)

## ACCESS SERVICE

15. Interface Groups, Transmission Specifications and Channel Interfaces (Cont'd)15.3 Special Access Channel Interface and Network Channel Codes (Cont'd)15.3.1 Glossary of Channel Interface Codes and Options (Cont'd)

<u>Code</u>	<u>Option</u>	<u>Definition</u>
EA - E		Type I E&M Lead Signaling. Customer at POT or customer's end user at POT originates on E Lead.
EA - M		Type I E&M Lead Signaling. Customer at POT or customer's end user at POT originates on M Lead.
EB - E		Type II E&M Lead Signaling. Customer at POT or customer's end user at POT originates on E Lead.
EB - M		Type II E&M Lead Signaling. Customer at POT or customer's end user at POT originates on M Lead.
EC -		Type III E&M signaling at customer POT
EX - A		tandem channel unit signaling for loop start or ground start and customer supplies open end (dial tone, etc.) functions.
EX - B		tandem channel unit signaling for loop start or ground start and customer supplies closed end (dial pulsing, etc.) functions.
GO -		ground start loop signaling - open end function by customer or customer's end user
GS -		ground start loop signaling - closed end function by customer or customer's end user
IA -		E.I.A. (25 pin RS-232)
LA -		end user loop start loop signaling - Type A OPS registered port open end
LB -		end user loop start loop signaling - Type B OPS registered port open end
LC -		end user loop start loop signaling - Type C OPS registered port open end
LO -		loop start loop signaling - open end function by customer or customer's end user
LR -		20 Hz automatic ringdown interface at customer with Telephone Company provided PLAR
LS -		loop start loop signaling - closed end function by customer or customer's end user
NO -		no signaling interface, transmission only
PG -		program transmission - no dc signaling
- 1		nominal frequency from 50 to 15000 Hz
- 3		nominal frequency from 200 to 3500 Hz
- 5		nominal frequency from 100 to 5000 Hz
- 8		nominal frequency from 50 to 8000 Hz

(TR110)

## ACCESS SERVICE

15. Interface Groups, Transmission Specifications and Channel Interfaces  
(Cont'd)15.3 Special Access Channel Interface and Network Channel Codes (Cont'd)15.3.1 Glossary of Channel Interface Codes and Options (Cont'd)

<u>Code</u>	<u>Option</u>	<u>Definition</u>
PR		protective relaying*
RV - 0		reverse battery signaling, one way operation originate by customer
- T		reverse battery signaling, one way operation, terminate function by customer or customer's end user
SF -		single frequency signaling with VF band at either customer POT or customer's end user POT
TF -		telephotograph interface
TT -		telegraph/teletypewriter interface at either customer POT or customer's end user POT
- 2		20.0 milliamperes
- 3		3.0 milliamperes
- 6		62.5 milliamperes
TV -		television interface
- 1		combined (diplexed) video and one audio signal
- 2		combined (diplexed) video and two audio signals
- 5		video plus one (or two) audio 5 kHz signal(s) or one (or two) two wire
- 15		video plus one (or two) audio 15 kHz signal(s)

\*Available only for the transmission of audio tone protective relaying signals used in the protection of electric power systems during fault conditions.

(TR110)

## ACCESS SERVICE

15. Interface Groups, Transmission Specifications and Channel Interfaces  
(Cont'd)15.3 Special Access Channel Interface and Network Channel Codes (Cont'd)15.3.2 Impedance

The nominal reference impedance with which the channel will be terminated for the purpose of evaluating transmission performance:

<u>Value (ohms)</u>	<u>Code(s)</u>
110	0
150	1
600	2
900	3+
135	5
75	6
124	7
Variable	8
100	9

+For those interface codes with a 4-wire transmission path at the customer designated POT, rather than a standard 900 ohm impedance the code (3) denotes a customer provided transmission equipment termination. Such terminations were provided to customers in accordance with the F.C.C. Docket No. 20099 Settlement Agreement.

(TR110)

## ACCESS SERVICE

15. Interface Groups, Transmission Specifications and Channel Interfaces  
(Cont'd)15.3 Special Access Channel Interface and Network Channel Codes (Cont'd)15.3.3 Digital Hierarchy Channel Interface Codes (4DS)

Customers selecting the multiplexed four-wire DSX-1 or higher facility interface option at the customer designated premises will be requested to provide subsequent system and channel assignment data. The various digital bit rates in the digital hierarchy employ the channel interface code 4DS8, 4DS0 or 4DS6 plus the speed options indicated below:

<u>Interface Code</u> <u>and Speed Option</u>	<u>Nominal Bit</u> <u>Rate (Mbps)</u>	<u>Digital</u> <u>Hierarchy Level</u>
4DS8-15	1.544	DS1

15.3.4 Service Designator/Network Channel Code Conversion Table

The purpose of this table is to show the relationship between the service designator codes (e.g. VGC, MT2, etc.) and the network channel codes that are used for:

<u>Service</u> <u>Designator</u> <u>Code</u>	<u>Network</u> <u>Channel</u> <u>Code</u>	<u>Class of</u> <u>Service</u> <u>Code</u>	<u>Bit Rate</u>
MTC	MQ	XDMCX	
MT1	NT	XDN1X	
MT2	NU	XDN2X	
MT3	NV	XDN3X	
TGC	NQ	XDNCX	
TG1	NW	XDN4X	
TG2	NY	XDN5X	
VGC	LQ	XDVDX	
VGW	SE	XDV1X	
VG1	LB	XDV1X	
VG2	LC	XDV2X	

(TR110)

## ACCESS SERVICE

15. Interface Groups, Transmission Specifications and Channel Interfaces  
(Cont'd)15.3 Special Access Channel Interface and Network Channel Codes (Cont'd)15.3.4 Service Designator/Network Channel Code Conversion Table  
(Cont'd)

<u>Service Designator Code</u>	<u>Network Channel Code</u>	<u>Class of Service Code</u>	<u>Bit Rate</u>
VG3	LD	XDV3X	
VG4	LE	XDV4X	
VG5	LF	XDV5X	
VG6	LG	XDV6X	
VG7	LH	XDV7X	
VG8	LJ	XDV8X	
VG9	LK	XDV9X	
VG10	LN	XDVAX	
VG11	LP	XDVBX	
VG12	LR	XDV CX	
APC	PQ	XDPCM/D	
AP1	PE	XDP1M/D	200-3500 Hz
AP2	PF	XDP2M/D	100-5000 Hz
AP3	PJ	XDP3M/D	50-8000 Hz
AP4	PK	XDP4M/D	50-15000 Hz
TV1	TV	XDT1M/D	
TV2	TW	XDT2M/D	
DA1	XA	XDD1X	2.4 kbps
DA2	XB	XDD2X	4.8 kbps
DA3	XG	XDD3X	9.6 kbps
DA4	XH	XDD4X	56.0 kbps
HC1	HC	XDH1X	1.544 Mbps

(TR110)



## ACCESS SERVICE

15. Interface Groups, Transmission Specifications and Channel Interfaces (Cont'd)15.3 Special Access Channel Interface and Network Channel Codes (Cont'd)15.3.5 Compatible Channel Interfaces

The following tables show the channel interface codes (CIs) which are compatible:

(A) MetallicCompatible CIs

2DC8-1 2DC8-2

2DC8-3 2DC8-3

4DS8-\* 2DC8-1

4DS8-\* 2DC8-2

(B) Telegraph GradeCompatible CIs

2DB2-10	10IA8
	2TT2-2
	4TT2-2

2DB2-43+	10IA8
	2TT2-2
	2TT2-6
	4TT2-2

2TT2-2	2TT2-2
2TT2-3	2TT2-2
	4TT2-2

2TT2-6	2TT2-6
	4TT2-6

Compatible CIs

4DB2-10	10IA8
	2TT2-2
	4TT2-2

4DB2-43+	10IA8
	2TT2-6
	4TT2-2

4DS8-*	10IA8
	2TT2-2
	2TT2-6
	4TT2-2
	4TT2-6

4TT2-2	4TT2-2
4TT2-6	2TT2-6

\* See 15.3.3 preceding for explanation.

+ Supplemental Channel Assignment information required.

(TR110)

## ACCESS SERVICE

15. Interface Groups, Transmission Specifications and Channel Interfaces (Cont'd)15.3 Special Access Channel Interface and Network Channel Codes (Cont'd)15.3.5 Compatible Channel Interfaces (Cont'd)(C) Voice Grade

<u>Compatible CIs</u>		<u>Compatible CIs</u>		<u>Compatible CIs</u>	
2AB2	2AC2	2DB2	2DA2	2LR2	2LR2
2AB3	2AC2	2DB3	2DA2	2LR3	2LR2
2CT3	2DY2	2DX3	2LA2	2LS	2GS
	4DS8*	2LB2		2LS	4GS
	4DX2		2LC2		
	4DX3		2LO3	4LS	
	4DY2		2LS2		
	4EA2-E		2LS3	2LS2	2LA2
	4EA2-M				2LB2
	4SF2	2GO2	2GS2		2LC2
	4SF3		2GS3		
	6DX2			2LS3	2LA2
	6DY2	2GO3	2GS2		2LB2
	6DY3		2GS3		2LC2
	6EA2-E				
	6EA2-M	2GS	2GS	2NO2	2DA2
	6EB2-E		2LS		2NO2
	6EB2-M		4GS		
			4LS	2NO3	2NO2
					2PR2
	6EB3-E	2LO2	2LS2		
	6EB3-M				
	8EB2-E		2LS3	2TF3	2TF2
	8EB2-M				
	8EC2	2LO3	2LS2		
	9DY2		2LS3		
	9DY3				
	9EA2				
	9EA3				

\* See 15.3.3 preceding for explanation.

(TR110)

## ACCESS SERVICE

15. Interface Groups, Transmission Specifications and Channel Interfaces (Cont'd)15.3 Special Access Channel Interface and Network Channel Codes (Cont'd)15.3.5 Compatible Channel Interfaces (Cont'd)(C) Voice GradeCompatible CIs

4AB2	2AC2
	4AB2
	4AC2
	4SF2
4AB3	2AC2
	4AC2
	4SF2
4AC2	2AC2
	4AC2

(TR110)

## ACCESS SERVICE

15. Interface Groups, Transmission Specifications and Channel Interfaces (Cont'd)15.3 Special Access Channel Interface and Network Channel Codes (Cont'd)15.3.5 Compatible Channel Interfaces (Cont'd)(C) Voice Grade (Cont'd)

<u>Compatible CIs</u>		<u>Compatible CIs</u>		<u>Compatible CIs</u>	
		4DS8-*	2AC2	4DS8-*	4DG2
			2DA2		4LR2
			4DY2		4LS2
			2GO2		4NO2
4DA2	4DA2		2G03		4PR2
			2GS2		4RV2-T
4DB2	2DA2		2GS3		4SF2
	2NO2		2LA2		4SF3
	2PR2		2LB2		4TF2
	4DA2		2LC2		6DA2
	4DB2		2LO2		6DY2
	4NO2		2LO3		6DY3
	4PR2		2LR2		6EA2-E
	6DA2		2LS2		6EA2-M
			2LS3		6EB2-E
4DD3	2DE2		2NO2		6EB2-M
	4DE2		2PR2		6GS2
			2RV2-T		6LS2
			2TF2		8EB2-E
			4AC2		8EB2-M
			4DA2		9DY2
			4DE2		9DY3
			4DX2		9EA2
			4DX3		9EA3
			4DY2		
			4EA2-E		
			4EA2-M		

\* See 15.3.3 preceding for explanation.

(TR110)

## ACCESS SERVICE

15. Interface Groups, Transmission Specifications and Channel Interfaces (Cont'd)15.3 Special Access Channel Interface and Network Channel Codes (Cont'd)15.3.5 Compatible Channel Interfaces (Cont'd)(C) Voice Grade (Cont'd)

<u>Compatible CIs</u>		<u>Compatible CIs</u>		<u>Compatible CIs</u>	
4DX2	2DY2	4DX2	8EB2-E	4DX3	6DY2
	2LA2		8EB2-M		6DY3
	2LB2		9DY2		
	2LC2		9DY3		6EA2-M
	2LO3		9EA2		6EB2-E
	2LS2		9EA3		6EB2-M
	2LS3				6LS2
	2RV2-T	4DX3	2DY2		8EB2-E
	4DX2		2LA2		8EB2-M
	4DYU2	2LB2		9DY2	
	4EA2-E		2LC2		9DY3
	4EA2-M		2LO3		9EA2
	4LS2		2LS2		9EA3
	4RV2-T		2LS3		
	4SF2		2RV2-T	4DY2	2DY2
	4SF3		4DX2		4DY2
	6DY2		4DX3		
	6DY3		4DY2		
	6EA2-E		4EA2-E		
	6EA2-M		4EA2-M		
	6EB2-E		4LS2		
	6EB2-M		4RV2-T		
	6LS2		4SF2		
			4SF3		

(TR110)

## ACCESS SERVICE

15. Interface Groups, Transmission Specifications and Channel Interfaces (Cont'd)15.3 Special Access Channel Interface and Network Channel Codes (Cont'd)15.3.5 Compatible Channel Interfaces (Cont'd)(C) Voice Grade (Cont'd)

<u>Compatible CIs</u>		<u>Compatible CIs</u>		<u>Compatible CIs</u>	
4EA2-E	2DY2	4EA3-E	2DY2	4G02	2G02
	4DY2		4DY2		2G03
	4EA2-E		4EA2-E		2GS2
	4EA2-M		4EA2-M		2GS3
	4SF2		4SF2		4GS2
	6DY2		6DY2		4SF2
	6DY3		6DY3		6GS2
	6EB2-E		6EA2-E		
	6EB2-M		6EA2-M	4G03	2G02
	8EB2-E		6EB2-E		2GS2
	8EB2-M		6EB2-M		2GS3
	9DY2		8EB2-E		4GS2
	9DY3		8EB2-M		4SF2
			9DY2		6GS2
4EA2-M	2DY2		9DY3		
	4DY2		9EA2		
	4EA2-E				
	4EA2-M		9EA3	4GS	2GS
	4SF2				2LS
	6DY2				
	6DY3				4GS
	6EB2-E				4LS
	6EB2-M				
	8EB2-E				
	8EB2-M				
	9DY2				
	9DY3				

(TR110)

## ACCESS SERVICE

15. Interface Groups, Transmission Specifications and Channel Interfaces (Cont'd)15.3 Special Access Channel Interface and Network Channel Codes (Cont'd)15.3.5 Compatible Channel Interfaces (Cont'd)(C) Voice Grade (Cont'd)

<u>Compatible CIs</u>		<u>Compatible CIs</u>		<u>Compatible CIs</u>	
4LO2	2LS2	4LS3	2LA2	4SF2	2LO3T
	2LS3		2LB2		2LR2
	4LS2		2LC2		2LS2
	4SF2		2LO2		2LS3
	6LS2		2LO3		2RV2-T
			4SF2		4AC2
4LO3	2LS2				4DY2
	2LS3	4NO2	2DA2		4LS2
	4LS2		2DE2		4RV2-T
	4SF2		2NO2		4SF2
	6LS2		4DA2		6DY2
			4DE2		6DY3
4LR2	2LR2		4NO2		6GS2
	4LR2		6DA2		9DY2
	4SF2				9DY3
		4RV2-O	2RV2-T		
4LR3	2LR2		4RV2-T	4SF3	2DY2
	4LR2		4SF2		2GO3
	4SF2				2GS2
		4SF2	2AC2		2GS3
4LS	2GS	2DY2		2LA2	
	2LS		2GS2		2LB2
	4GS		2GS3		2LC2
	4LS		2LA2		2LO3
			2LB2		2LR2
			2LC2		
4LS2	2LA2				
	2LB2				
	2LC2				
	2LO2				
	2LO3				

(TR110)

## ACCESS SERVICE

15. Interface Groups, Transmission Specifications and Channel Interfaces (Cont'd)15.3 Special Access Channel Interface and Network Channel Codes (Cont'd)15.3.5 Compatible Channel Interfaces (Cont'd)(C) Voice Grade (Cont'd)

<u>Compatible CIs</u>		<u>Compatible CIs</u>		<u>Compatible CIs</u>	
4SF3	2LS2	6DA	4DA2	6DY3	2DY2
	2LS3		6DA2		4DY2
	2RV2-T				6DY2
	4DY2	6DX2	2DY2		6DY3
	4EA2-E		4DY2		
	4EA2-M		4EA2-E	6EA2-E	2AC2
	4GS2				
	4LR2		4EA2-M		2DY2
	4LS2		4SF2		2LA2
	4RV2-T		6DY2		2LB2
	4SF2		6DY3		2LC2
	4SF3		6EA2-E		2LO3
	6DY2		6EA2-M		2LS2
	6DY3		6EB2-E		2LS3
	6EB2-E		6EB2-M		2RV2-T
	6EB2-M		8EB2-E		4AC2
	6GS2		8EB2-M		4DY2
	6LS2		9DY2		4EA2-E
	9DY2		9DY3		4EA2-M
	9DY3		9EA2		4LS2
	9EA2		9EA3		4RV2-T
	9EA3				4SF2
4TF2	2TF2	6DY2	2DY2		4SF3
	4TF2		4DY2		6DY2
			6DY2		6DY3
					6EA2-E
					6EA2-M

(TR110)



## ACCESS SERVICE

15. Interface Groups, Transmission Specifications and Channel Interfaces (Cont'd)15.3 Special Access Channel Interface and Network Channel Codes (Cont'd)15.3.5 Compatible Channel Interfaces (Cont'd)(C) Voice Grade (Cont'd)

<u>Compatible CIs</u>		<u>Compatible CIs</u>		<u>Compatible CIs</u>	
6EA2-E	6EB2-E	6EA2-M	6DY2	6EB3-E	2DY2
	6EB2-M		6DY3		4DY2
	6LS2		6EA2-M		4EA2-E
	8EB2-E		6EB2-E		4EA2-M
	8EB2-M		6EB2-M		4SF2
	9DY2		6LS2		6DY2
	9DY3		8EB2-E		6DY3
			8EB2-M		6EA2-E
6EA2-M	2AC2		9DY2		6EA2-M
	2DY2		9DY3		8EB2-E
	2LA2				8EB2-M
	2LB2	6EB2-E	2DY2		9DY2
	2LC2		4DY2		9DY3
	2L03		4SF2		9EA2
	2LS2		6DY2		9EA3
	2LS3		6DY3		
	2RV2-T		6EB2-E	6EX2-A	2GS2
	4AC2		6EB2-M		2GS3
	4DY2		9DY2		2LS2
	4EA2-E		9DY3		2LS3
	4EA2-M				4GS2
	4LS2	6EB2-M	2DY2		4LS2
	4RV2-T		4DY2		4SF2
	4SF2		4SF2		6GS2
	4SF3		6DY2		6LS2
			6DY3		
			6EB2-M		
			9DY2		
			9DY3		

(TR110)

## ACCESS SERVICE

15. Interface Groups, Transmission Specifications and Channel Interfaces (Cont'd)15.3 Special Access Channel Interface and Network Channel Codes (Cont'd)15.3.5 Compatible Channel Interfaces (Cont'd)(C) Voice Grade (Cont'd)

<u>Compatible CIs</u>		<u>Compatible CIs</u>		<u>Compatible CIs</u>	
6EX2-B 2G03		8BE2-E	2AC2	8EB2-M	2AC2
	2LA2		2DY2		2DY2
	2LB2		2LA2		2LA2
	2LC2		2LB2		2LB2
	2LO2		2LC2		2LC2
	2LO3		2LO3		2LO3
	2LR2		2LS2		2LS2
	4LR2		2LS3		2LS3
	4SF2		2RV2-T		2RV2-T
			4AC2		4AC2
6G02	2G02		4DY2		4DY2
	2GS2		4LS2		4LS2
	2GS3		4RV2-T		4RV2-T
	4GS2		4SF2		4SF2
	4SF2		4SF3		4SF3
	6GS2		6DY2		6DY2
6L02			6DY3		6DY3
	2LS2		6EB2-E		6EB2-E
	2LS3		6EB2-M		6EB2-M
	4LS2		6LS2		6LS2
	4SF2		8EB2-E		8EB2-M
	6LS2		8EB2-M		9DY2
6LS2			9DY2		9DY3
	2LA2		9DY3		
	2LB2				
	2LC2				
	2LO2				
	2LO3				
	4SF2				

(TR110)

## ACCESS SERVICE

15. Interface Groups, Transmission Specifications and Channel Interfaces (Cont'd)15.3 Special Access Channel Interface and Network Channel Codes (Cont'd)15.3.5 Compatible Channel Interfaces (Cont'd)(C) Voice Grade (Cont'd)

<u>Compatible CIs</u>		<u>Compatible CIs</u>		<u>Compatible CIs</u>	
8EC2	2DY2	9DY2	2DY2	9EA3	2DY2
	4DY2		4DY2		4DY2
	4EA2-E		6DY2		4EA2-E
	4EA2-M		6DY3		4EA2-M
	4SF2		9DY2		6DY2
	6DY2				6DY3
	6DY3	9DY3	2DY2		6EA2-E
	6EA2-E		4DY2		6EA2-M
	6EA2-M		6DY2		6EB2-E
	6EB2-E		6DY3		6EB2-M
	6EB2-M		9DY2		8EB2-E
	8EB2-E		9DY3		8EB2-M
	8EB2-M				9DY2
	9DY2	9EA2	2DY2		9DY3
	9DY3		4DY2		9EA3
	9EA2		4EA2-E		
	9EA3		4EA2-M		
			6DY2		
			6DY3		
			6EA2-E		
			6EA2-M		
			6EB2-E		
			6EB2-M		
			8EB2-E		
			8EB2-M		
			9DY2		
			9DY3		
			9EA2		
			9EA3		

(TR110)

## ACCESS SERVICE

15. Interface Groups, Transmission Specifications and Channel Interfaces (Cont'd)15.3 Special Access Channel Interface and Network Channel Codes (Cont'd)15.3.5 Compatible Channel Interfaces (Cont'd)(D) Program AudioCompatible CIs2PG2-1 2PG1-1  
2PG2-12PG2-3 2PG1-3  
2PG2-32PG2-5 2PG1-5  
2PG2-52PG2-8 2PG1-8  
2PG2-8Compatible CIs4DS8-15E 2PG1-3  
2PG2-34DS8-15F 2PG1-5  
2PG2-54DS8-15G 2PG1-8  
2PG2-84DA8-15H 2PG1-1  
2PG2-1

(TR110)

## ACCESS SERVICE

15. Interface Groups, Transmission Specifications and Channel Interfaces (Cont'd)15.3 Special Access Channel Interface and Network Channel Codes (Cont'd)15.3.5 Compatible Channel Interfaces (Cont'd)(E) VideoCompatible CIs2TV6-1 4TV6-15  
4TV7-152TV6-2 6TV6-15  
6TV7-152TV7-1 4TV6-15  
4TV7-152TV7-2 6TV6-15  
6TV7-154TV6-5 4TV6-5  
4TV7-54TV6-15 4TV6-15  
4TV7-15Compatible CIs4TV7-5 4TV6-5  
4TV7-54TV7-15 4TV6-15  
4TV7-156TV6-5 6TV6-5  
6TV7-56TV6-15 6TV6-15  
6TV7-156TV7-5 6TV6-5  
6TV7-56TV7-15 6TV6-15  
6TV7-15

(TR110)

## ACCESS SERVICE

15. Interface Groups, Transmission Specifications and Channel Interfaces (Cont'd)15.3 Special Access Channel Interface and Network Channel Codes (Cont'd)15.3.5 Compatible Channel Interfaces (Cont'd)(F) Digital Data

<u>Compatible CIs</u>		<u>Compatible CIs</u>		<u>Compatible CIs</u>	
4DS8-15	4DS8-15+	4DU5-24	4DU5-24	6DU5-24	6DU5-24
	4DU5-24				
	4DU5-48	4DU5-48	4DU5-48	6DU5-48	6DU5-48
	4DU5-56				
	4DU5-96	4DU5-96	4DU5-96	6DU5-56	6DU5-56
	6DU5-24				
	6DU5-48	4DU8-56	4DU5-56	6DU5-96	6DU5-96
	6DU5-96				

+Available only as a cross connect of two digital channels at appropriate digital speeds at a Telephone Company hub.

(TR110)

Issued: August 30, 2002

Effective: September 14, 2002

One Allied Drive  
Little Rock, AR 72203

## ACCESS SERVICE

15. Interface Groups, Transmission Specifications and Channel Interfaces (Cont'd)15.3 Special Access Channel Interface and Network Channel Codes (Cont'd)15.3.5 Compatible Channel Interfaces (Cont'd)(G) High CapacityCompatible CIs

4DS0-63	4DS0-63 4DU8-A,B or C 6DU8-A,B or C
---------	---

4DS6-27	4DS6-27 4DU8-A,B or C 6DU8-A,B or C
---------	---

4DS6-44	4DS6-44 4DU8-A,B or C 6DU8-A,B or C
---------	---

4DS8-15	4DS8-15+ 4DU8-B 6DU8-8
---------	------------------------------

Compatible CIs

4DS8-15J	4DU8-A 6DU8-A
----------	------------------

4DS8-15K	4DU8-B 4DU8-C 6DU8-B 6DU8-C
----------	--------------------------------------

4DS8-31	4DS8-31 4DU8-A,B or C 6DU8-A,B or C
---------	---

4DU8-A,B or C	4DU8-A,B or C
------------------	---------------

(H) Synchronous Optical Channel ServiceCompatible CIs

4DS9-1S	4DU9-1S
4DS9-1K	4DU9-1K

Compatible CIs

2SOF-A	2SOF-A
2SOF-B	2SOF-B
2SOF-C	2SOF-C
2SOF-D	2SOF-D
2SOF-E	2SOF-E
2SOF-F	2SOF-F

+Available only as a cross connect of two individual channels of 1.544 Mbps facilities at a Telephone Company hub.

(TR110)

Issued: August 30, 2002

Effective: September 14, 2002

One Allied Drive  
Little Rock, AR 72203

## Access Service

---

SECTION 16 BROADBAND SERVICES

---

Effective September 14, 2002 services listed in this section will no longer be available to new Customers. Existing Customers may continue their service at current prices until their service is expires or is disconnected, whichever occurs first. Existing month-to-month Customers may continue their service until September 30, 2006 or until their service is disconnected, whichever occurs first. Any one year term plan, 5 year volume and term discount plan or month- to-month existing customer which wishes to switch to the rate structure listed in Section 9 may do so without penalty.

(N)(x)  
(N)(x)  
(N)(x)

(x) Filed under authority of Special Permission No. 02-122 of the Federal Communications Commission.

(TR113)

---

Issued: September 20, 2002

One Allied Drive  
Little Rock, AR 72203

Effective: October 5, 2002



## Access Service

---

SECTION 16 BROADBAND SERVICES

---

## SECTION 16.1 - DEFINITION OF TERMS

The following are definitions of generally used terms in this Tariff. Service specific definitions may be found in Section 16.5 of this Tariff.

**CELL DELAY VARIATION TOLERANCE** - Cell Delay Variation Tolerance (CDVT) is the amount of variation permitted for early arrival of clusters of cells at the source User Network Interface (UNI). Cells exceeding the tolerance will be declared non-conformant and will be discarded.

**COMMISSION** - The Federal Communications Commission.

**COMPANY** - ALLTEL COMMUNICATIONS INC., unless otherwise clearly indicated by the context.

**CONSTANT BIT RATE** - Constant Bit Rate (CBR) is a steady flow of user information required to support applications where variable delays in transmission would negatively impact the information content. CBR is the highest priority traffic on the network. Examples of applications requiring CBR are voice and some types of video.

**CUSTOMER** - Any person, firm, partnership, corporation or other entity who subscribes to or uses service under the terms and conditions of this Tariff. Customer is responsible for the payment of charges for service offered by the Company which are subscribed to or used by Customer. Customer is also responsible for payment of charges for a third person's use of service to which Customer subscribes.

**CUSTOMER SITE or PREMISES** - A single physical location where the Company's facilities terminate to the Customer's equipment or facilities.

**ELIGIBLE TELECOMMUNICATIONS CARRIER** - A carrier who may obtain services at wholesale rates pursuant to 47 U.S.C. §251(c)(4).

**HUB** - A Company designated serving wire center which is equipped to provide service.

(TR110)

---

SECTION 16 BROADBAND SERVICES

---

## SECTION 16.1 - DEFINITION OF TERMS (Continued)

INTERIM INTER-SWITCH SIGNALING PROTOCOL- Interim Inter-switch Signaling Protocol (IISP), which is similar to the User Network Interface (UNI), allows inter-network connectivity through the use of Switched Virtual Circuits.

MAXIMUM BURST SIZE (MBS) - The term "Maximum Burst Size" denotes the consecutive number of ATM cells that can enter the ATM Cell Relay Service network above the Sustained Cell Rate level and below the Peak Cell Rate level.

(TR110)

## Access Service

---

SECTION 16 BROADBAND SERVICES

---

## SECTION 16.2 - REGULATIONS

## 16.2.1 Undertaking of Carrier

- 16.2.1.1 Service is furnished for interstate communications originating or terminating at specified points within Company's operating territory as defined in Section 16.4.1, following.
- 16.2.1.2 Company shall provide service in accordance with the terms and conditions set forth in this Tariff.
- 16.2.1.3 Company may, when authorized by Customer and agreed to by Company, act as Customer's agent for ordering facilities provided by other carriers to allow connection of Customer's locations to Company's network or to the network of an underlying carrier or service.
- 16.2.1.4 Company will pass on and bill to Customer any charges it incurs (including applicable recurring and nonrecurring charges and any time and material charges) from other service providers, such as ILECS and CLECS, necessary to complete provision of a service offered in this Tariff to Customer's designated premises.
- 16.2.1.5 Service is provided on a monthly basis unless ordered on a longer term basis, and is available 24 hours per day, seven days per week.

## 16.2.2 Limitations on Service

- 16.2.2.1 Service is offered subject to the availability of the necessary facilities and equipment and subject to the provisions of this Tariff.
- 16.2.2.2 Company reserves the right to discontinue furnishing service, or to limit the use of service, when necessitated by conditions beyond its control, when Customer is using service in violation of the law or in violation of the provisions of this Tariff, or for nonpayment by Customer.

(TR110)

## Access Service

---

SECTION 16 BROADBAND SERVICES

---

## SECTION 16.2 - REGULATIONS (Continued)

## 16.2.2 Limitations on Service (Continued)

16.2.2.3 Customer may not transfer or assign the use of any service provided under this Tariff without the prior written consent of Company. All regulations and conditions contained in this Tariff, as well as any additional conditions for service, shall apply to any and all such permitted assignees or transferees. Except and to the extent that applicable laws or regulation require such notice, Company may assign its rights and obligations hereunder in whole or in part without notice to Customer.

16.2.2.4 Service may not be used for any unlawful purpose.

16.2.2.5 Company may require Customer to sign an application form furnished by Company and to establish credit as provided in this Tariff, as a condition precedent to the initial establishment of service. Company's acceptance of an order for service to be provided to an applicant whose credit has not been duly established may be subject to the deposit provisions described in Section 16.2.9 of this Tariff. Company may also require a signed authorization from Customer for additions to or changes in existing service for Customer.

## 16.2.3 Limitations on Liabilities

16.2.3.1 The liability of Company for damages is limited to liability arising solely and directly from mistakes, omissions, interruptions, delays, errors, or defects in transmission occurring in the course of furnishing service that are not caused in whole or in part by acts or omissions of any other person, and shall in no event exceed an amount equal to the charges Company would assess Customer during the period during which mistakes, omissions, interruptions, delays, errors, or defects in transmission occurred.

16.2.3.2 Company shall not be liable for unlawful use, or use by any unauthorized person, of its service, or for any claim arising out of a breach in the privacy or security of communications transmitted by Company.

(TR110)

## Access Service

---

SECTION 16 BROADBAND SERVICES

---

## SECTION 16.2 - REGULATIONS (Continued)

## 16.2.3 Limitations on Liabilities (Continued)

- 16.2.3.3 Company shall not be liable for any failure of performance due to causes beyond its reasonable control, including but not limited to acts of God, fires, meteorological phenomena, floods, or other catastrophes, national emergencies, insurrections, riots or wars, strikes, lockouts, work stoppages or other labor difficulties, and any law, order, regulation, or other action of any governing authority or agency thereof. With respect to the services, Company hereby expressly disclaims all warranties, expressed or implied, not stated in this Tariff, and in particular disclaims all warranties of merchantability and fitness for a particular purpose.
- 16.2.3.4 Company shall not be liable for any act or omission of other carriers or persons, including carriers or persons whose facilities may be utilized in establishing connections to Company's facilities. Customer shall indemnify and save harmless Company from any third party claims asserting such liability.
- 16.2.3.5 Company shall not be liable for any damages Customer may incur as a result of the unauthorized use the services provided under this Tariff. Customer is responsible for controlling access to, and the use of, the services provided by Company.

(TR110)

## Access Service

---

SECTION 16 BROADBAND SERVICES

---

## SECTION 16.2 - REGULATIONS (Continued)

## 16.2.4 Cancellation or Discontinuance of Service by Company

Without incurring any liability, Company may under the following conditions cancel service prior to commencement. Company may also discontinue service that is being furnished, provided that, unless otherwise stated, Customer shall be given fifteen (15) days written notice of such cancellation or discontinuance of service.

- 16.2.4.1 For noncompliance with or violation of any applicable municipal, state, or federal law, ordinance or regulation or noncompliance with or violation of any Commission regulation, provided that no notice may be given.
- 16.2.4.2 For Customer's refusal to provide reasonable access to Company or its agents for the purpose of installation, inspection or maintenance of equipment owned by Company.
- 16.2.4.3 For noncompliance with any of the provisions of this Tariff.
- 16.2.4.4 For nonpayment of any sum due Company for more than thirty (30) days after delivery of an invoice to the custody of the U.S. Mail or other delivery service.
- 16.2.4.5 Without notice, in the event of Customer's use of equipment in such a manner as to adversely affect Company's equipment or its provision of service to others.
- 16.2.4.6 Without notice, in the event of unauthorized or fraudulent use of service. Whenever service is discontinued for unauthorized use of service, Company may, before restoring service, require Customer to make, at its own expense, all changes to its facilities or equipment necessary to eliminate unauthorized use and to pay to Company an amount reasonably estimated by Company as the loss in revenues to Company resulting from such unauthorized use plus claims lodged against Company by third parties.
- 16.2.4.7 Without notice, by reason of any order or decision of a court or other government authority having jurisdiction that prohibits Company from furnishing service to Customer.

(TR110)

## Access Service

---

SECTION 16 BROADBAND SERVICES

---

## SECTION 16.2 - REGULATIONS (Continued)

## 16.2.5 Cancellation or Termination of Service by Customer

- 16.2.5.1 Customer may cancel service by giving notice to Company up to the day service is scheduled to commence subject to payment of any applicable early termination charges.
- 16.2.5.2 If Customer orders service which requires special construction or facilities for Customer's use, and then cancels its order before service begins, a charge shall be made to Customer for the nonrecoverable portions of the expenditures or liabilities incurred on behalf of Customer by Company. This charge may be in addition to any other applicable early termination charges.
- 16.2.5.3 Company shall have up to thirty (30) days to complete a disconnect. Customer shall be responsible for all charges for 30 days, or until the disconnect is effected, whichever is sooner. This 30-day period shall begin on the day of receipt of a disconnection notice from Customer.

(TR110)

Access Service

---

SECTION 16 BROADBAND SERVICES

---

SECTION 16.2 - REGULATIONS (Continued)

16.2.6 Contract Service Arrangements

Customer-specific contract service arrangements may be furnished in lieu of existing tariff offerings.

16.2.6.1 Rates, charges, term, and additional regulations, if applicable, for the contract service arrangement shall be developed on an individual case basis.

16.2.6.2 Unless otherwise specified, the regulations for contract service arrangements are in addition to the applicable regulations and rates specified in this Tariff.

16.2.7 Restoration of Service

The use and restoration of service shall in all cases be in accordance with the priority system specified in Part 64, Subpart D, of the Rules and Regulations of the Federal Communications Commission.

(TR110)



## Access Service

---

SECTION 16 BROADBAND SERVICES

---

## SECTION 16.2 - REGULATIONS (Continued)

## 16.2.8 Payment and Billing

- 16.2.8.1 For billing of fixed charges, service is considered to be established upon the day on which Company notifies Customer of installation or testing of Customer's service. Fixed charges shall be billed monthly in advance and are due upon receipt. Customer shall be billed for all usage in arrears. Rate changes shall be effective on the effective date of the rate change.
- 16.2.8.2 Bills are due and payable upon receipt. Interest at the lesser of a rate of one and one-half percent (1.5%) per month, or the maximum rate allowed by law, may be charged on any amount remaining unpaid after thirty (30) days from delivery of an invoice to the custody of the U.S. Mail or other delivery service.
- 16.2.8.3 The security of Customer's authorization or access code is the responsibility of Customer. Customer shall be responsible for payment of all charges applicable to the service, including in cases where the service was accessed in a manner not authorized by Customer.
- 16.2.8.4 Company reserves the right to examine the credit record of an applicant or Customer. A Customer whose service has been discontinued for nonpayment of bills shall be required to pay any unpaid balance due to Company before service is restored, and a deposit may be required.
- 16.2.8.5 Company shall make no refund of overpayments by Customer unless the claim for such overpayment, together with proper evidence, is submitted within two (2) years from the date of the alleged overpayment. In calculating refunds, any applicable discounts shall be adjusted based upon the actual monthly usage after all credits or adjustments have been applied.
- 16.2.8.6 A charge shall apply whenever any check or draft for payment for service is not accepted by the institution on which it is written.

(TR110)

## Access Service

---

SECTION 16 BROADBAND SERVICES

---

## SECTION 16.2 - REGULATIONS (Continued)

## 16.2.9 Deposits

16.2.9.1 Each applicant for service may be required to establish credit. Any applicant whose credit has not been duly established may be required to make a deposit to be held as a guarantee of payment of charges at the time of application. In addition, an existing Customer may be required to make a deposit or increase a deposit presently held. Company shall pay interest on deposits if and to the extent required by applicable law.

16.2.9.2 A deposit shall not exceed the estimated charges for three (3) month's service plus installation, and shall be returned:

- When an application for service has been canceled prior to the establishment of service. Such deposit shall be applied to any applicable charges, and the excess portion of the deposit shall be returned.
- At the end of twelve (12) consecutive months of a satisfactory credit history.
- Upon the discontinuance of service. Company shall apply Customer deposit against any outstanding balances due. If a credit balance exists, a refund shall be made to Customer.

The fact that a deposit has been made in no way relieves Customer from complying with the regulations with respect to the prompt payment of bills on presentation.

(TR110)

## Access Service

---

SECTION 16 BROADBAND SERVICES

---

## SECTION 16.2 - REGULATIONS (Continued)

## 16.2.10 Taxes

16.2.10.1 Service may be subject to Federal, state and/or local taxes at the prevailing rates. Such taxes are listed as separate line items on Customer's invoice, are not included in the rates and charges listed herein, and shall be paid by Customer in addition to the rates and charges stated in this Tariff.

16.2.10.2 To the extent that a municipality, other political subdivision or local agency of government, or the Commission, imposes upon and collects from Company a gross receipts tax, occupation tax, license tax, permit fee, franchise fee, regulatory or other fee, such taxes and fees shall, insofar as practicable, be billed pro rata to Customers receiving service within the territorial limits of such municipality, other political subdivision, or local or Federal government or agency.

16.2.10.3 Company may adjust its rates and charges or impose additional rates and charges on its Customers in order to recover amounts it is required by governmental or quasi-governmental authorities to collect from or pay to others in support of statutory or regulatory programs. Examples of such programs include, but are not limited to, the Universal Service Fund (USF). Imposition, billing and collection of such rates and charges are subject to billing and other system changes by Company.

A. For Recovery of Contributions Paid by Company to USF

Telecommunications services provided by Company are subject to an undiscountable monthly USF Fee, payable by Customer. The fee shall be calculated as follows: The gross amounts (exclusive of taxes) attributable to interstate and international services billed to Customer by Company multiplied by 7.2805%. The USF will not be assessed to the extent Company is not assessed a fee on the billed charges.

(TR110)

## Access Service

---

SECTION 16 BROADBAND SERVICES

---

## SECTION 16.2 - REGULATIONS (Continued)

## 16.2.11 Terminal Equipment

Service may be used with or terminated in Customer-provided terminal equipment. Such terminal equipment shall be furnished by and maintained at the expense of Customer, except as otherwise provided. Customer is also responsible for all costs it incurs in the use of service, including but not limited to equipment, wiring, electrical power, and personnel. When such terminal equipment is used, it shall in all respects comply with the generally accepted minimum protective standards of the telecommunications industry as endorsed by the Federal Communications Commission.

(TR110)

Access Service

---

SECTION 16 BROADBAND SERVICES

---

SECTION 16.2 - REGULATIONS (Continued)

16.2.12 Interconnection

Service furnished by Company may be connected with the services or facilities of other carriers. Customer is responsible for all charges billed by other carriers in connection with the use of service. Any special equipment or facilities necessary to achieve compatibility between carriers are the sole responsibility of Customer.

(TR110)

Access Service

---

SECTION 16 BROADBAND SERVICES

---

SECTION 16.2 - REGULATIONS (Continued)

16.2.13 Inspection, Testing and Adjustment

16.2.13.1 Company may, with or without notice, make such tests and inspections as may be necessary to determine whether tariff requirements are being complied with in the installation, operation, and maintenance of Customer's or Company's equipment or services. Company may, without notice, interrupt service at any time, as necessary, because of a departure from any of these requirements and may continue such interruption until its requirements have been satisfied.

16.2.13.2 Upon reasonable notice, the facilities provided by Company shall be made available to Company by Customer for such tests and adjustments as may be necessary for their maintenance to a condition satisfactory to Company.

16.2.13.3 Company shall not be liable to Customer for any damages for service interruption pursuant to this Section.

(TR110)

## Access Service

---

SECTION 16 BROADBAND SERVICES

---

## SECTION 16.2 - REGULATIONS (Continued)

## 16.2.14 Interruption of Service

- 16.2.14.1 It shall be the obligation of Customer to notify Company of any interruption of service. Before giving such notice, Customer shall ascertain that the trouble is not being caused by any action or omission of Customer or is not in wiring or equipment connected to the terminal of Company. Company's liability for service interruption is limited according to the provisions of Section 16.2.3.
- 16.2.14.2 When service is interrupted for four hours or more, Company will, upon request by Customer, issue a credit, computed as set forth below, provided such interruption is not determined by Company to have been caused by the negligence or willful action of Customer, or any other person at Customer's terminal location, or by the failure of Customer's equipment or power supply.
- 16.2.14.3 Credit is computed by multiplying the monthly rate for service by the ratio that the number of hours in the period of interruption bears to 720 hours. For the purpose of this computation, each month shall be considered to have 720 hours. The credit shall be based upon the non-usage charges for the month during which the interruption occurred, excluding equipment and access line charges.
- 16.2.14.4 An interruption is measured from the time Company detects trouble or Customer notifies Company of the interruption by an expeditious means, until the trouble is cleared. Each interruption is considered separately for the purposes of establishing credit allowance. No credit shall be given for an interruption of service of less than four hours. The credit for a billing period shall not exceed the monthly rate.
- 16.2.14.5 Credits for outages are not applicable in those situations in which an alternative remedy is specified in the Tariff or disclaimed in the description, rates, or charges section of this Tariff pertaining to the particular service.

(TR110)

Access Service

---

SECTION 16 BROADBAND SERVICES

---

SECTION 16.2 - REGULATIONS (Continued)

16.2.15 Provision of Service

Services are provided only in those geographic areas where facilities exist, where Company has in its discretion determined (subject to applicable law) to provide services, and where Company is authorized to provide services. Provision of services offered under this Tariff are subject to availability.

(TR110)



Access Service

---

SECTION 16 BROADBAND SERVICES

---

SECTION 16.2 - REGULATIONS (Continued)

16.2.16 Special Construction

The regulations, rates and charges for special construction are set forth in contracts between Company and Customer and apply in instances where substantial construction costs with no foreseeable reuse of facilities are forecast. The Special Construction rates and charges are in addition to the regulations, rates and charges specified in this Tariff.

(TR110)

## Access Service

---

SECTION 16 BROADBAND SERVICES

---

## SECTION 16.3 - GENERAL

## 16.3.1 Availability of Service

Company's service is furnished to Customers for data communications originating and terminating within its service area, as specified in Section 16.4 of this Tariff under the terms and conditions of this Tariff. Company's service is available twenty-four (24) hours per day, seven (7) days per week unless otherwise specified herein.

Company arranges for installation, operation, and maintenance of the service provided in this Tariff for Customer in accordance with the terms and conditions set forth in this Tariff. Company may, when authorized by Customer, act as Customer's agent for ordering access connection facilities provided by other carriers or entities (such as the LEC), to allow connection of a Customer's location to Company's service. Customer shall be responsible for all charges due for such service arrangements.

(TR110)

## Access Service

---

SECTION 16 BROADBAND SERVICES

---

## SECTION 16.3 - GENERAL

## 16.3.3 Facilities Hub

Customer has the option of ordering analog or digital facilities (i.e., DS1, DS1C or DS3) to a facility Hub for channelizing to individual services requiring lower capacity facilities. Different locations may be designated as Hubs for different facility capacities, e.g., multiplexing from digital to analog may occur at one location while multiplexing from digital to digital may occur at a different location. Locations (wire centers) that provide multiplexing of High Capacity Services have been designated as Intermediate Hubs, Super-Intermediate Hubs or Terminus hubs. When ordering, Customer will specify the desired multiplexing Hub(s) or grooming Hubs, as applicable.

(TR110)

## Access Service

---

SECTION 16 BROADBAND SERVICES

---

## SECTION 16.4 - CONNECTION CHARGES

## 16.4.1 Ordering Charges

## 16.4.1.1 Initial Ordering Charge

This charge applies on a per Service Request basis, including those requests to add additional termination to an existing service.

## 16.4.1.2 Subsequent Ordering Charge

This charge applies on a per Service Request basis for modifications to an existing service. This would include activities such as:

- Additions of supplemental features and multiplexing arrangements.
- Changes in the type of transport rate option.

The applicable charges are specified within each service rate section.

## 16.4.2 Requests for Expedition

Customer may request an expedited service date. For those services that can be expedited, Company will provide an estimate of the charges to Customer. Customer must accept the price estimate prior to Company performing the expedite. The actual charges billed to Customer will be no more than 10 percent over the estimate.

(TR110)

## Access Service

---

SECTION 16 BROADBAND SERVICES

---

## SECTION 16.4 - CONNECTION CHARGES (Continued)

## 16.4.3 Moves

A move normally involves an interruption of service for the period required to complete the move. No credit allowance will be granted for that period. Customer is responsible for any applicable special construction or non-standard charges at the different CDL.

Customer may request that service not be interrupted during a move. To comply with that request, it may be necessary to install a duplicate service, and subsequently discontinue the existing service. Charges, monthly and nonrecurring, will apply for the duplicate service. A new minimum period will be established for the duplicate portion of the service, depending on which end of service is moved. Customer will remain responsible for all minimum period charges associated with the corresponding portion of the disconnected service.

## 16.4.3.1 Same CDL

When the move is to a new point within the same CDL (same address and/or same building), the charge for the move will be the Subsequent Ordering Charge plus an amount equal to one half the appropriate installation charge for the service termination affected. There will be no change in the minimum period requirements. For services subject to payment plan regulations, Customer will keep the same payment period in force.

## 16.4.3.2 Different CDL

When the move is to a different CDL (different address and different building), except as specified below, it will be treated as a disconnect and an installation of service. The Initial Ordering Charge will apply plus the appropriate service installation charge for the service termination(s) affected. A new minimum period will be established for the installed service. Customer will remain responsible for all minimum period charges associated with the disconnected service.

When the move is to a different CDL but served by the same serving wire center, the following conditions apply:

- A change Service Request will be required.
- Subsequent Ordering Charge will apply plus the appropriate service installation charge for the service termination(s) affected.

(TR110)

## Access Service

---

SECTION 16 BROADBAND SERVICES

---

## SECTION 16.5 - DESCRIPTION OF DATA SERVICES AND RATES (Continued)

16.5.1 TCP/IP Data Aggregation16.5.1.1 Service Description

CyberWAN™ router based dedicated data aggregation provides dedicated ports which provide Customer a Point Of Presence (POP) to aggregate special access line circuits and efficiently route traffic from Customers to their Customer designated locations.

All Internet Protocol (IP) addressing and authentication are the responsibility of Customer. CyberWAN™ does not include the end user access service.

CyberWAN™ will utilize TCP/IP protocols based on Internet Engineering Task Force (IETF) standards. IETF is the engineering arm of the Internet Architecture Board (IAB). IETF defines protocol standards for Internet services. This Tariff supports the following standards:

IP	Internet Protocol
TCP	Transmission Control Protocol
SLIP	Serial Line IP
CSLIP	Compressed Serial Line IP
PPP	Point to Point Protocol
HSSI	High Speed Serial Interface

TCP/IP data aggregation service is available where facilities and conditions permit.

16.5.1.2 Obligations of Company

Company will notify Customer of the completion and readiness of the requested CyberWAN™ site.

Equipment to provide CyberWAN™ will be selected at the discretion of Company. Customer requests regarding the configuration and design of the equipment will be considered by Company and employed in equipment when possible.

(TR110)

---

SECTION 16 BROADBAND SERVICES

---

## SECTION 16.5 - DESCRIPTION OF DATA SERVICES AND RATES (Continued)

## 16.5.1 TCP/IP Data Aggregation (Continued)

## 16.5.1.3 Obligations of Customer

Customer is responsible for obtaining an appropriate IP address.

Customer's equipment must be compatible with Company's equipment.

Customer shall furnish information as may be required by Company to design and maintain the service and to assure that the service arrangement is in compliance with the regulations contained herein.

Customer's equipment must be in compliance with FCC rules and regulations.

Customer must maintain software configuration, software management and authentication control.

Customer must notify Company when Customer acceptance testing has been completed.

## 16.5.1.4 Rate Regulations

## A. Minimum Period

The minimum service period for CyberWAN™ router based data aggregation is two years.

For all TCP/IP data aggregation services, the billing will commence on the date Customer acceptance has been completed or the 60th calendar day following the date of Company's notification to Customer of site completion, whichever is sooner.

## B. Rate Application

CyberWAN™ rates are based on the tiers specified for dedicated ports nationwide. A dedicated port is defined as a TCP/IP termination on a router based aggregation device. Each dedicated port termination has a given unit value that is totaled to determine nationwide pricing. A Platform Placement Charge is applied per router based aggregation device deployed in a central office for Customer. Each CyberWAN™ platform may have its own term commitment period.

(TR110)

## Access Service

---

SECTION 16 BROADBAND SERVICES

---

## SECTION 16.5 - DESCRIPTION OF DATA SERVICES AND RATES (Continued)

## 16.5.1 TCP/IP Data Aggregation (Continued)

## 16.5.1.4 Rate Regulations (Continued)

## B. Rate Application (Continued)

For router based dedicated TCP/IP, the tiers will be 30-59, 60-99 and 100 and Over, on a nationwide basis. Dedicated port offerings include Serial DS1 access, HSSI DS3 access, Channelized DS3 access, SONET OC3c, SONET OC12c single mode access and IP Channel access, where facilities and conditions permit.

The Serial DS1 access is a 1.544 Mbps connection incorporating a CSU/DSU functional interface. A Serial DS1 access counts as one unit.

The HSSI (High Speed Serial Interface) DS3 access is a non-channelized 45 Mbps connection incorporating a CSU/DSU functional interface. The HSSI DS3 access counts as one unit.

The SONET OC3c access is a full-duplex 155 Mbps (STS-3C) intermediate reach single-mode optical SONET/SDH (Synchronous Digital Hierarchy) interface, with no CSU/DSU functionality. The SONET OC3c access counts as one unit.

The SONET OC12c access is a full duplex 622 Mbps (STS-12C) intermediate reach single-mode optical SONET/SDH (Synchronous Digital Hierarchy) interface with no CSU/DSU functionality. The SONET OC12c access counts as one unit.

The Channelized DS3 access is a 45 Mbps connection having the ability to provide 28 DS1 channels using the appropriate demultiplexing equipment, with no CSU/DSU functionality. The Channelized DS3 access counts as one unit.

The IP Channel access is a single 1.544 Mbps port connection incorporating a channelized DS3 interface board within a router and DS3 multiplexing equipment in the switching wire center where the CyberWAN™ platform resides. Up to 28 IP Channel ports can be provided on a single DS3 system. One IP Channel access charge applies for each DS1 access line terminated on the DS3 multiplexing equipment, and each counts as one unit.

(TR110)



## Access Service

---

SECTION 16 BROADBAND SERVICES

---

## SECTION 16.5 - DESCRIPTION OF DATA SERVICES AND RATES (Continued)

## 16.5.1 TCP/IP Data Aggregation (Continued)

## 16.5.1.4 Rate Regulations (Continued)

## B. Rate Application (Continued)

Frame Relay 1.544 Mbps Service, when used in connection with IP Channel, may be ordered as a UNI port only application with DS1 transport, as appropriate. In this case, Customer must provide, on the order, the channel assignment within the IP Channel multiplexing system for termination to the Frame Relay Port.

The total number of units in service associated with dedicated port access will determine the rate to be applied to all dedicated channels at each central office. For example, if the total number of dedicated units is 92, all dedicated access will be rated at the applicable dedicated access rate for the 60-99 tier, and the selected commitment period.

Shared use (ratcheting) is not permitted.

## C. Term of Commitment

With the exception of IP Channel access, the router based dedicated data aggregation service is initially offered as a two, three or four year commitment. IP Channel is only offered on a CyberWAN™ site established under a three or four year commitment period. The commitment period must be selected by Customer at service enrollment. Customer may upgrade to a longer term at any time.

## D. Commitment Levels

An implementation period not to exceed six months from Customer's specified enrollment date for the two, three or four year rate plans for CyberWAN™ and 12 months for the five year rate plan will be negotiated between Company and Customer. During implementation, the applicable rate will be determined by the total number of dedicated ports in service.

However, for all rate plans, if the total of dedicated port units during implementation is less than 30, the full rate for 30-59 DS1 Serial Access units will apply to the units in service. Following implementation, the minimum monthly commitment is 30 dedicated units. Each Serial DS1, HSSI DS3, Channelized DS3, SONET OC3c, OC12c single-mode access and IP Channel access will be counted as one unit towards meeting the 30 unit commitment level.

(TR110)

## Access Service

---

SECTION 16 BROADBAND SERVICES

---

## SECTION 16.5 - DESCRIPTION OF DATA SERVICES AND RATES (Continued)

## 16.5.1 TCP/IP Data Aggregation (Continued)

## 16.5.1.4 Rate Regulations (Continued)

## E. Changes to Commitment Level

Once activated, the total nationwide quantity of ports must remain in service for the remainder of the commitment period. An allowance of five percent decrease to the in service unit quantities of dedicated access (quantified at each quarterly review) will be permitted. Penalties for not meeting the initial commitment level are set forth under 16.5.1.4H and liabilities for reductions in quantities once the initial commitment has been met are set forth under 16.5.1.4K.

## F. Service Enrollment

When Customer elects to enroll in CyberWAN™, Customer must specify in writing, the enrollment date (which will be the anniversary date). The specified enrollment date must be within 120 days from receipt of the written enrollment request. Customer must also specify the central offices to be included and select a commitment period (two, three or four years). Each CyberWAN™ platform deployed in a central office for Customer will have its own term commitment period. By the enrollment date, Service Requests must be issued to provide the appropriate amount of dedicated ports to equal the quantity commitment.

The minimum number of central office deployed to meet the 30 unit commitment is two separate central offices.

Subsequent to enrollment, growth Service Request orders require a dedicated one unit minimum.

## G. Quarterly Review

Each Customer's service commitment will be reviewed quarterly beginning with the first six months following enrollment. Customer will be notified in writing as to the status of the commitment requirements. This notification will inform Customer of any shortfall in the channel quantity level. Penalties for a missed commitment level are set forth under 16.5.1.4H and 16.5.1.4K.

(TR110)

## Access Service

---

SECTION 16 BROADBAND SERVICES

---

## SECTION 16.5 - DESCRIPTION OF DATA SERVICES AND RATES (Continued)

## 16.5.1 TCP/IP Data Aggregation (Continued)

## 16.5.1.4 Rate Regulations (Continued)

## H. Penalties for Failing to Obtain the First Six Month/Four Year or First 12 Month/Five Year Commitment Level

At the first quarterly review, when the number of CyberWAN™ dedicated port units is less than the acceptable commitment range, the following penalty charges will apply, based on the difference between the commitment level less five percent. Dedicated port unit quantity shortfalls will incur a liability charge of 50% of the 30-59 Serial DS1 access rate per month, per unit below the commitment level until the dedicated port unit commitment is obtained. The minimum commitment level is 30 units billable at the full 30-59 Serial DS1 access rate. The five percent allowance applies only to quantities greater than the 30 unit minimum requirement.

## I. Service Availability

During the subscription period commencing at the enrollment date, Company objective level of service availability will be 95% of the monthly hours of operation for each central office. Should the service availability actually be less than 95% of monthly hours for the average channel of a central office (e.g., 30 days x 24 hours x .95 = 684 hours), Customer may terminate subscription for that central office without any termination liability or receive a credit of 40% of the monthly bill for that central office.

## J. Renewal Options

## 1. CyberWAN™ Option 1 - No Growth in the Last Six Months of Initial Term

At the expiration of the term, Customer may select an additional two, three or four year commitment or continue billing the rate applicable to the expiring term on a month to month basis. If Customer fails to make a selection, Company will notify Customer and continue with an additional month of billing. If Customer does not select a new term agreement within 30 days from the expiration date, billing will continue on a month to month basis. To cancel the agreement after the initial term, Customer must provide written notification to Company that the service is to be discontinued.

(TR110)

## Access Service

---

SECTION 16 BROADBAND SERVICES

---

## SECTION 16.5 - DESCRIPTION OF DATA SERVICES AND RATES (Continued)

## 16.5.1 TCP/IP Data Aggregation (Continued)

## 16.5.1.4 Rate Regulations (Continued)

## J. Renewal Options (Continued)

## 2. CyberWAN™ Option 2 - Growth in the Last Six Months of the Selected Term

During the last six months of the term selected, Customer will be permitted to order growth only if Customer is willing to commit to another two, three or four year term for all base units and growth units in service at the conclusion of the last month. An allowance of a five percent decrease in units will be permitted. If the decline in units exceeds five percent, 50% of the 30-59 Serial DS1 access rate will be assessed for the number of deficient units less the five percent allowance.

## K. Termination With Liability

Once the initial TCP/IP channel level or dedicated unit commitment is met, a reduction of nationwide quantities from the installed base (determined at each quarterly review) will incur a termination liability of 50% of the remaining monthly payments to the end of the subscribed period.

TCP/IP dial-up, and dedicated access services which are discontinued are not held in reserve for Customer use at the time of disconnection.

## L. Termination Without Liability

During Customer's subscription period, should the monthly rate for Customer's TCP/IP data aggregation service increase due to Company action, Customer may at his/her option, terminate the subscription without penalty or liability.

(TR110)

## Access Service

## SECTION 16 BROADBAND SERVICES

## SECTION 16.5 - DESCRIPTION OF DATA SERVICES AND RATES (Continued)

16.5.1 TCP/IP Data Aggregation (Continued)16.5.1.5 Rates

## A. Serial DS1 Connections, each, per month

## 1. 30-59 Nationwide Units

	<u>Two Years</u>	<u>Three Years</u>	<u>Four Years</u>
Kentucky	1,500.00	1,000.00	800.00

## 2. 60-99 Nationwide Units

	<u>Two Years</u>	<u>Three Years</u>	<u>Four Years</u>
Kentucky	1,400.00	900.00	700.00

## 3. 100 and Over Nationwide Units

	<u>Two Years</u>	<u>Three Years</u>	<u>Four Years</u>
Kentucky	1,300.00	800.00	600.00

## B. HSSI DS3 Connections, each, per month

## 1. 30-59 Nationwide Units

	<u>Two Years</u>	<u>Three Years</u>	<u>Four Years</u>
Kentucky	1,800.00	1,200.00	900.00

## 2. 60-99 Nationwide Units

	<u>Two Years</u>	<u>Three Years</u>	<u>Four Years</u>
Kentucky	1,700.00	1,100.00	800.00

## 3. 100 and Over Nationwide Units

	<u>Two Years</u>	<u>Three Years</u>	<u>Four Years</u>
Kentucky	1,550.00	1,000.00	750.00

(TR110)

## Access Service

SECTION 16 BROADBAND SERVICES

---

## SECTION 16.5 - DESCRIPTION OF DATA SERVICES AND RATES (Continued)

16.5.1 TCP/IP Data Aggregation (Continued)16.5.1.5 Rates (Continued)

## C. SONET OC3c Connections, each, per month

## 1. 30-59 Nationwide Units

	<u>Two Years</u>	<u>Three Years</u>	<u>Four Years</u>
Kentucky	2,900.00	1,850.00	1,700.00

## 2. 60-99 Nationwide Units

	<u>Two Years</u>	<u>Three Years</u>	<u>Four Years</u>
Kentucky	2,700.00	1,700.00	1,300.00

## 3. 100 and Over Nationwide Units

	<u>Two Years</u>	<u>Three Years</u>	<u>Four Years</u>
Kentucky	2,500.00	1,600.00	1,200.00

## D. Channelized DS3 Connections, each, per month

## 1. 30-59 Nationwide Units

	<u>Two Years</u>	<u>Three Years</u>	<u>Four Years</u>
Kentucky	3,600.00	2,250.00	1,700.00

## 2. 60-99 Nationwide Units

	<u>Two Years</u>	<u>Three Years</u>	<u>Four Years</u>
Kentucky	3,300.00	2,100.00	1,600.00

## 3. 100 and Over Nationwide Units

	<u>Two Years</u>	<u>Three Years</u>	<u>Four Years</u>
Kentucky	3,100.00	2,000.00	1,500.00

(TR110)

## Access Service

## SECTION 16 BROADBAND SERVICES

## SECTION 16.5 - DESCRIPTION OF DATA SERVICES AND RATES (Continued)

16.5.1 TCP/IP Data Aggregation (Continued)16.5.1.5 Rates (Continued)

## E. SONET OC12c Connections, each, per month

## 1. 30-59 Nationwide Units

	<u>Two Years</u>	<u>Three Years</u>	<u>Four Years</u>
Kentucky	3,750.00	2,500.00	2,000.00

## 2. 60-99 Nationwide Units

	<u>Two Years</u>	<u>Three Years</u>	<u>Four Years</u>
Kentucky	3,500.00	2,350.00	1,800.00

## 3. 100 and Over Nationwide Units

	<u>Two Years</u>	<u>Three Years</u>	<u>Four Years</u>
Kentucky	3,250.00	2,200.00	1,600.00

## F. CyberWAN™ Platform Placement Charge, per month

	<u>Two Years</u>	<u>Three Years</u>	<u>Four Years</u>
Kentucky	11,000.00	7,000.00	6,000.00

## G. IP Channel Access, each, per month

## 1. 30-69 Nationwide Units

	<u>Three Years</u>	<u>Four Years</u>
Kentucky	650.00	600.00

## 2. 60-99 Nationwide Units

	<u>Three Years</u>	<u>Four Years</u>
Kentucky	450.00	400.00

## 3. 100 and Over Nationwide Units

	<u>Three Years</u>	<u>Four Years</u>
Kentucky	375.00	300.00

(TR110)

## Access Service

SECTION 16 BROADBAND SERVICES

---

## SECTION 16.5 - DESCRIPTION OF DATA SERVICES AND RATES (Continued)

16.5.2 Frame Relay Service I16.5.2.1 Service Description

Frame Relay Service (FRS) is a "fast packet" network service that permits the transmission of data at speeds of 56/64\* Kbps, 128 Kbps, 256 Kbps, 384 Kbps, 1.544 Mbps, or 45 Mbps using Permanent Virtual Circuits (PVCs).

PVCs are logical circuits that define a specific path for data sent by Customer to another location. These circuits are virtual because they are established in software tables and do not tie up capacity when not in use. This also allows multiple paths (PVCs) to be defined on any given port, thereby providing a single access line the capability to transmit data to multiple destinations.

There are three types of Frame Relay PVCs:

## A. Permanent Virtual Circuit (PVC) - Intrazone

An intrazone PVC is a logical channel path between two Customer ports located within the same zone.

## B. Permanent Virtual Circuit (PVC) - Interzone

An interzone PVC is a logical channel path between two Customer ports located in different zones within a state.

## C. Permanent Virtual Circuit (PVC) - Interworked

An interworked PVC is a logical channel path that traverses both a Frame Relay switch and an ATM switch.

Frame Relay zones are found in Section 16.5.2.6.

\* Upon request and where available.

(TR110)



## Access Service

---

SECTION 16 BROADBAND SERVICES

---

## SECTION 16.5 - DESCRIPTION OF DATA SERVICES AND RATES (Continued)

## 16.5.2 Frame Relay I (Continued)

## 16.5.2.1 Service Description (Continued)

In operation of FRS, Customer premises equipment, such as routers, encapsulate arriving data into variable length frames. These frames contain information identifying which PVC in the network should be used to forward the frame to the proper destination. Customer premises equipment then sends the frame into the Frame Relay network. The Frame Relay switch reads identifying information and routes the frame to the proper destination based on a pre-established PVC path.

The statistical multiplexing Frame Relay switches are able to provide shared network resources to end users of this service.

FRS conforms to ITU-T (Telecommunication Standardization Bureau of the International Telecommunication Union, formerly Consultative Committee for International Telegraph and Telephone (CCITT) and American National Standards Institute (ANSI) publications T1.602, T1.606, T1.617 and T1.618.

The Committed Information Rate (CIR) and the Maximum Burst Size (Be) are traffic management parameters that allow Customer to fine tune implementation of FRS.

The Term Payment Plan (TPP) arrangements are available as set forth under 5.2.5D.

## 16.5.2.2 Service Provisioning

Frame Relay is a transport service that facilitates the exchange of variable length information units (frames) between end user connections by way of assigned virtual connections. Each frame is passed to the Frame Relay network with an address that specifies the virtual connection.

Variable frame length capability is useful in communications between asynchronous Local Area Networks (LANs) and for transport of synchronous data traffic. Frame Relay is capable of handling the requirements of bursty data sources because of the ability of the service to allocate additional bandwidth when not in use by other sources.

(TR110)

## Access Service

---

SECTION 16 BROADBAND SERVICES

---

## SECTION 16.5 - DESCRIPTION OF DATA SERVICES AND RATES (Continued)

## 16.5.2 Frame Relay I (Continued)

## 16.5.2.2 Service Provisioning (Continued)

Frame Relay is provided to Customer in the form of the Frame Relay User-to-Network Interface (UNI) Port with Access Line, or Frame Relay UNI Port Only, Frame Relay Network-to-Network (NNI) Port Only, and PVCs. The Frame Relay Access Line forms the component which provides Customer access to Customer's serving wire center and interoffice transport from Customer's serving wire center to the Frame Relay Switch. The Frame Relay Access line is provided for use only with FRS. 45 Mbps is not offered bundled with the Frame Relay Access Line. 45 Mbps is available on a UNI or NNI port only basis. The Frame Relay UNI and NNI Port Only offerings are provided for digital access line connections to the network supporting FRS. Company may setup access arrangements on behalf of Customer. Access facilities arranged by Company will be billed at the rates provided by the underlying carrier. Any special construction or non-standard charges assessed by carrier supplying the local access will also be the responsibility of Customer.

Ports are provisioned on a specified speed and CIR basis, depending upon Customer's request. The actual throughput of Customer traffic cannot exceed the bandwidth of the access line and the port speed. Since multiple PVCs may be defined on one physical port, it is possible for the cumulative CIRs to exceed the physical bandwidth of that port. This is referred to as over-subscription and when this occurs, there can be no guarantee that the CIR defined for that port and PVC will be available at any point in time.

No PVC can have a CIR greater bit rate than the lower of the two port speeds connected by the PVC segment.

A PVC must be associated with at least one Frame Relay Port. A Frame Relay Port can be associated with multiple PVCs.

Customer subscribing to a FRS port or port with access line will be referred to as the Controller of the Frame Relay Port. A separate entity may subscribe, with written authorization from the Controller, to a PVC which allows communication between entities. A disconnect of a PVC does not result in the disconnect of the underlying access line and port. Only the Controller may order the disconnect of the Frame Relay Access Service. Both Customers must have a FRS. The Controller of each Frame Relay Access Service must have written permission from the Controller(s) of each of the FRSs to which a PVC is requested.

The Frame Relay Port and/or PVCs may be ordered and billed separately from an associated frame relay port and PVC and can have different Customers as Controllers.

(TR110)

## Access Service

---

SECTION 16 BROADBAND SERVICES

---

## SECTION 16.5 - DESCRIPTION OF DATA SERVICES AND RATES (Continued)

## 16.5.2 Frame Relay I (Continued)

## 16.5.2.2 Service Provisioning (Continued)

Customer must specify at service subscription the CIR and the maximum Be for each PVC ordered. CIR is the maximum information rate at which Customer's traffic will be admitted to the Frame Relay network without being designated eligible for discard.

The maximum value for the Be will be the lower of the two port speeds connected by the PVC segment. For example, if Customer location A has a 56 Kbps port and Customer location B has a 45 Mbps port, the maximum allowable Be for the PVC linking these two locations is 56 Kbps.

Frame Relay to ATM PVC conversion is a FRS option which permits PVC paths to be established between Frame Relay subscribers and ATM users when interworking is available.

Customers ordering a Frame Relay PVC must designate that the termination of the PVC will occur on an ATM Service. In addition, Customer must designate the CIR of the PVC. A monthly recurring charge based upon the CIR of the PVC ordered will apply for each PVC interworked to an ATM Service in addition to the PVC CIR Capacity charge.

Company does not undertake to originate data, but offers the use of its service components, where available, to Customers for the purpose of transporting Customer-originated data.

FRS is available where facilities and conditions permit.

## 16.5.2.3 Obligations of Company

In addition to the general conditions described in Section 16.2, when Customer requests a path which is related to other Local Exchange Carriers, Interexchange Carriers or other Frame Relay networks, Company will provide assistance in establishing the associated PVC.

Occasionally, in order to perform software updates and other maintenance, it may be necessary to take the Frame Relay switch out of service, during the predetermined maintenance window. In these cases, all attempts will be made to notify Customer in advance as to the time and duration of these outages. Company reserves the right to temporarily interrupt FRS at other times in emergency situations.

(TR110)

## Access Service

---

SECTION 16 BROADBAND SERVICES

---

## SECTION 16.5 - DESCRIPTION OF DATA SERVICES AND RATES (Continued)

## 16.5.2 Frame Relay I (Continued)

## 16.5.2.4 Obligations of Customer

In addition to the general conditions described in Section 16.2:

- Customer's Frame Relay terminal equipment has the responsibility for retransmitting frames which are discarded due to errors or network congestion.
- Customer, upon request, shall furnish such information as may be required to permit Company to design and maintain the FRS it offers and to assure that the service arrangement is in compliance with the regulations contained herein. At service subscription, Customer will be expected to specify the Data Link Connection Identifier (DLCI), PVC CIR capacity and Be for each PVC ordered. The DLCI is a Frame Relay term defining a 10-bit field of the address field, and identifies data links and their service parameters. If desired, Customer may request that Company assign DLCIs.
- It shall be the responsibility of Customer to ensure the continuing compatibility of Customer-Provided Equipment (CPE) that is used in conjunction with the FRS. The CPE shall be in compliance with FCC rules and regulations.
- Customer shall be responsible for obtaining permission for Company's agents or employees to enter the premises of Customer or its users at any reasonable hour for the purpose of installing, inspecting, repairing, or, upon termination of the service, removing the service components of Company.
- Error correction is the responsibility of Customer's terminal equipment and/or applications. If the FRS network experiences congestion or failures, customer data may be discarded. In addition, frames that are received in excess of the Be, with bad addresses, or other errors, will be discarded on ingress to the network.

## 5.2.5 Rate Regulations

## A. Minimum Period

The minimum period for FRS is one month, except when provided under a Term Payment Plan (TPP) arrangement. The regulations applicable to FRS provided under a TPP arrangement are specified under 5.2.5D. 45 Mbps Frame Relay UNI Ports are offered on a one, three or five year basis.

(TR110)

## Access Service

---

SECTION 16 BROADBAND SERVICES

---

## SECTION 16.5 - DESCRIPTION OF DATA SERVICES AND RATES (Continued)

## 16.5.2 Frame Relay I (Continued)

## 16.5.2.5 Rate Regulations (Continued)

## B. Rate Elements

## 1. Frame Relay UNI Port and Access Line

A nonrecurring charge and a monthly rate, based on the speed of the port connection (e.g., 56/64 Kbps, 384 Kbps or 1.544 Mbps), apply per port for each physical connection to the network supporting FRS. Each port can accommodate multiple paths (PVCs). Clear channel capability, as necessary, is included at no additional charge. This bundled port and access offering is available only where facilities and conditions permit.

## 2. Frame Relay UNI or NNI Port Only

A nonrecurring charge and a monthly rate, based on the speed of the port connection (e.g., 56/64 Kbps or 1.544 Mbps), apply per port for each Frame Relay Access Line or digital private line connection to the network supporting FRS. Each port can accommodate multiple paths (PVCs). Company may setup access arrangements on behalf of Customer. Access facilities arranged by Company will be billed at the rates provided by the underlying carrier. Any special construction or non-standard charges assessed by carrier supplying the local access will also be the responsibility of Customer.

## (a) Network-to-Network Interface (NNI) Port Only

The NNI port configuration is used for connecting two networks together for bidirectional messaging and is available on a private basis only. A private NNI is a NNI port sold for the exclusive use of the Customer.

## (b) User-to-Network Interface (UNI) Port Only

The UNI port provides for a user to carrier connection (i.e., end user Customer to Company).

(TR110)

## Access Service

---

SECTION 16 BROADBAND SERVICES

---

## SECTION 16.5 - DESCRIPTION OF DATA SERVICES AND RATES (Continued)

## 16.5.2 Frame Relay I (Continued)

## 16.5.2.5 Rate Regulations (Continued)

## B. Rate Elements (Continued)

## 3. Frame Relay PVCs

## (a) Intrazone PVC

A monthly rate applies, based upon CIR capacity, for each Intrazone PVC requested by Customer.

## (b) Interzone PVC

A monthly rate applies, based upon CIR capacity, for each interswitch PVC ordered that traverses one or more Frame Relay zone boundaries within a state. The Frame Relay zones are listed in Section 16.5.2.6. Interzone PVCs must be ordered separately from Intrazone PVCs, Interworked PVCs and UNI/NNI ports.

## (c) Interworked PVC

A monthly rate applies, based upon CIR capacity, for each PVC interworked to an ATM service as set forth in Section 16.5.2.7. This charge is in addition to Intrazone or Interzone Frame Relay PVC rate element and its associated CIR capacity.

## C. Rate Application

Customer may access FRS via a Frame Relay access line or via facilities provided by another carrier. Company may setup access arrangements on behalf of Customer. Access facilities arranged by Company will be billed at the rates provided by the underlying carrier. Any special construction or non-standard charges assessed by carrier supplying the local access will also be the responsibility of Customer. If Customer utilizes such access facilities, the associated regulations, rates and charges for such facilities shall apply in addition to the rates and charges associated with the FRS rate elements.

The UNI Port provides for a user to Frame Relay switch connection; the NNI Port provides for a Frame Relay switch to Frame Relay switch connection.

(TR110)

## Access Service

---

SECTION 16 BROADBAND SERVICES

---

## SECTION 16.5 - DESCRIPTION OF DATA SERVICES AND RATES (Continued)

## 16.5.2 Frame Relay I (Continued)

## 16.5.2.5 Rate Regulations (Continued)

## C. Rate Application

The Frame Relay Port (unbundled or bundled with an access line) and its associated PVC segment(s) may be ordered and billed separately from an associated Frame Relay Port and PVC and can have different Controllers, as discussed under 16.5.2.2. A request by one Customer to discontinue a PVC does not result in the disconnection of the Frame Relay Access Line and Port. Only the Controller of a Frame Relay Access Service may authorize a disconnect of that line.

## D. Term Payment Plan (TPP)

## 1. General

The terms and conditions specified herein are applicable to FRS and are in addition to other regulations as specified in this Tariff.

The Frame Relay UNI Port with Access Line, the Frame Relay UNI or NNI Port Only rate elements are available under a TPP. PVCs are not offered under a TPP.

Frame Relay TPP rates will not be greater than standard month-to-month Frame Relay rates, for the same rate elements.

Three year and five year TPP rates will be equal to or less than the one year TPP rates. Decreases to the one year TPP rates will flow through to the three year and five year TPP rates.

Payment periods of one year three year, and five year are available to all Customers at the applicable rates set forth in 16.5.2.6 regardless of when they subscribe to a TPP arrangement. Rate elements must be ordered under the same TPP period. Customer must designate on the Service Request the payment period for the TPP.

Inside moves, provided in accordance with Section 16.5.2.9, will not incur termination liability charges. Outside moves, provided in accordance with Section 16.5.2.9, will allow Customer to retain the same TPP payment period. Any other move will be treated as a disconnect of the service and termination liability charges will apply.

(TR110)

## Access Service

---

SECTION 16 BROADBAND SERVICES

---

## SECTION 16.5 - DESCRIPTION OF DATA SERVICES AND RATES (Continued)

## 16.5.2 Frame Relay I (Continued)

## 16.5.2.5 Rate Regulations (Continued)

## D. Term Payment Plan (TPP) (Continued)

## 2. Changes in Length of TPP Period

Prior to the completion of the selected TPP period, Customer may elect to convert to a new TPP period of the same or different length, subject to the following conditions:

- No credit toward the new payment period will be given for payments made under the original TPP arrangement.
- Nonrecurring charges will not be reapplied for existing service(s).
- If the new TPP period is shorter in length than the time remaining under the existing TPP, the change to the new TPP period constitutes a discontinuance of the existing TPP service and termination liability charges apply.

## 3. Renewal Options

At the expiration of a TPP period, Company will automatically renew the service at the same TPP period unless Customer chooses to convert to a different TPP period, convert to month-to-month rates or discontinue service.

Conversion to a different TPP period will require Customer to submit a change order Service Request. Conversion of existing TPP service to a different TPP period will be allowed without application of any nonrecurring or ordering charges.

Conversion to month-to-month rates will be treated as a disconnect of service and establishment of new service. However, if no other changes are ordered, no charge will apply.

## 4. Notification of Discontinuance

A Service Request for discontinuance of a TPP arrangement must be received by Company at least 30 days prior to actual disconnect of service. Monthly charges will apply for a period of 30 days from the date Company receives disconnect notification or until the requested disconnect date, whichever period is longer.

(TR110)



## Access Service

---

SECTION 16 BROADBAND SERVICES

---

## SECTION 16.5 - DESCRIPTION OF DATA SERVICES AND RATES (Continued)

## 16.5.2 Frame Relay I (Continued)

## 16.5.2.5 Rate Regulations (Continued)

## D. Term Payment Plan (TPP) (Continued)

## 5. Upgrade to Higher Speed Service

Customers may elect to upgrade service(s) to a higher speed during a TPP period, subject to the following conditions:

Both the existing and the new services are provided solely by Company.

The order to discontinue a service at an existing speed or capacity and the order for the upgraded service are received by Company at the same time.

The new service will be provided at the same Customer location as the discontinued service.

The fixed-period plan for the upgraded service(s) meets or exceeds the remaining length of the existing fixed-period plan.

The total monthly rate of the new agreement is equal to or greater than the total monthly rate of the existing agreement period.

The monthly rates for the upgraded services and/or service elements will be those in effect at the time of the service upgrade. The upgraded service will be subject to all appropriate nonrecurring charges.

Termination liability charges will not apply as long as the upgraded service remains connected at the same point of termination(s) or meets the move requirements set forth in Section 16.4.3.

## 6. Termination Liability

When a TPP arrangement is discontinued prior to the end of the period, termination liability charges, as set forth below, will apply based on the remainder of the TPP period in effect at the time of disconnect.

One Year TPP - 50% of any remaining portion of the first year's recurring charges for the in service quantity.

(TR110)

## Access Service

---

SECTION 16 BROADBAND SERVICES

---

## SECTION 16.5 - DESCRIPTION OF DATA SERVICES AND RATES (Continued)

## 16.5.2 Frame Relay I (Continued)

## 16.5.2.5 Rate Regulations (Continued)

## D. Term Payment Plan (TPP) (Continued)

## 6. Termination Liability (Continued)

Three Year TPP - 50% of any remaining portion of the first year's recurring charges. In addition, for any remaining portion of the second and third years, Customer will be liable for 10% of the total monthly recurring charges in that time period for the in service quantity.

Five Year TPP - 50% of any remaining portion of the first year's recurring charges. In addition, for any remaining portion of the second through fifth years, Customer will be liable for 10% of the total monthly recurring charges in that time period for the in service quantity.

## 7. Termination Without Liability

During a TPP period, should the currently effective rate for Customer's service increase, Customer may, at his/her option, terminate the TPP arrangement without penalty or liability.

(TR110)

## Access Service

---

SECTION 16 BROADBAND SERVICES

---

## SECTION 16.5 - DESCRIPTION OF DATA SERVICES AND RATES (Continued)

16.5.2 Frame Relay I (Continued)16.5.2.6 Zones

<u>State</u>	<u>Zone</u>	<u>Office Name</u>
Kentucky	Elizabethtown	Elizabethtown
	Lexington	Ashland
		Morehead
		Lexington
		London

(TR110)

## Access Service

SECTION 16 BROADBAND SERVICES

---

## SECTION 16.5 - DESCRIPTION OF DATA SERVICES AND RATES (Continued)

16.5.2 Frame Relay I (Continued)16.5.2.7 Rates - Standard Arrangements

## A. Frame Relay UNI Port and Access Line, each\*

		<u>Nonrecurring Charge</u>	<u>Monthly Rate</u>
1.	56/64 Kbps**		
	Kentucky	195.00	110.00
2.	1.544 Mbps		
	Kentucky	395.00	530.00
3.	128 Kbps		
	Kentucky	395.00	200.00
4.	256 Kbps		
	Kentucky	395.00	280.00
5.	384 Kbps		
	Kentucky	395.00	380.00

\* For services established on or after August 30, 1997, the PVC CIR capacity rate element will also apply.

\*\* Upon request and where available.

(TR110)

## Access Service

SECTION 16 BROADBAND SERVICES

---

## SECTION 16.5 - DESCRIPTION OF DATA SERVICES AND RATES (Continued)

16.5.2 Frame Relay I (Continued)16.5.2.7 Rates - Standard Arrangements (Continued)

## B. Frame Relay UNI Port Only, each\*

		<u>Nonrecurring Charge</u>	<u>Monthly Rate</u>
1.	56/64 Kbps** Kentucky	95.00	24.00
2.	1.544 Mbps Kentucky	295.00	213.00
3.	45 Mbps Kentucky	395.00	1,300.00
4.	128 Kbps Kentucky	150.00	80.00
5.	256 Kbps Kentucky	150.00	115.00
6.	384 Kbps Kentucky	150.00	160.00

(TR110)

## Access Service

SECTION 16 BROADBAND SERVICES

---

## SECTION 16.5 - DESCRIPTION OF DATA SERVICES AND RATES (Continued)

16.5.2 Frame Relay I (Continued)16.5.2.7 Rates - Standard Arrangements (Continued)

## C. Frame Relay Private NNI Port Only, each\* (Continued)

	<u>Nonrecurring Charge</u>	<u>Monthly Rate</u>
1. 384 Kbps		
Kentucky	295.00	78.00
2. 1.544 Mbps		
Kentucky	295.00	180.00
3. 45 Mbps		
Kentucky	595.00	800.00

(TR110)

## Access Service

## SECTION 16 BROADBAND SERVICES

## SECTION 16.5 - DESCRIPTION OF DATA SERVICES AND RATES (Continued)

16.5.2 Frame Relay I (Continued)16.5.2.7 Rates - Standard Arrangements (Continued)

## D. Frame Relay PVC, each

		<u>Nonrecurring Charge</u>	<u>Monthly Rate</u>
1.	Excluding 45 Mbps PVCs*		
	Kentucky	20.00	8.00
2.	Intrazone, based on CIR requested		
		<u>Monthly Rate</u>	
		<u>0 - 32 Kbps</u>	<u>33 - 64 Kbps</u>
Kentucky		8.00	15.00
		<u>65 - 96 Kbps</u>	<u>97 - 128 Kbps</u>
		22.00	27.00
		<u>Monthly Rate</u>	
		<u>129 - 192 Kbps</u>	<u>193 - 256 Kbps</u>
Kentucky		36.00	42.00
		<u>257 - 320 Kbps</u>	<u>321 - 384 Kbps</u>
		48.00	54.00
		<u>Monthly Rate</u>	
		<u>385 - 512 Kbps</u>	<u>513 - 768 Kbps</u>
Kentucky		60.00	70.00
		<u>769 - 1152 Kbps</u>	<u>1153 - 1536 Kbps</u>
		80.00	90.00
		<u>Monthly Rate</u>	
		<u>1537 - 4000 Kbps</u>	<u>4001 - 10000 Kbps</u>
Kentucky		120.00	250.00
		<u>10001 - 15000 Kbps</u>	
			330.00
		<u>Monthly Rate</u>	
		<u>15001 - 20000 Kbps</u>	<u>20001 - 25000 Kbps</u>
Kentucky		650.00	730.00
		<u>45001 - 30000 Kbps</u>	
			800.00
		<u>Monthly Rate</u>	
		<u>30001 - 35000 Kbps</u>	<u>35001 - 40000 Kbps</u>
Kentucky		650.00	730.00
		<u>40001 - 45000 Kbps</u>	
			800.00

(TR110)

## Access Service

## SECTION 16 BROADBAND SERVICES

## SECTION 16.5 - DESCRIPTION OF DATA SERVICES AND RATES (Continued)

16.5.2 Frame Relay I (Continued)16.5.2.7 Rates - Standard Arrangements (Continued)

## D. Frame Relay PVC, each (Continued)

## 3. Interzone, based on CIR requested

Kentucky	Monthly Rate			
	<u>0 - 32 Kbps</u> 25.00	<u>33 - 64 Kbps</u> 45.00	<u>65 - 96 Kbps</u> 60.00	<u>97 - 128 Kbps</u> 70.00
Kentucky	Monthly Rate			
	<u>129 - 192 Kbps</u> 95.00	<u>193 - 256 Kbps</u> 115.00	<u>257 - 320 Kbps</u> 130.00	<u>321 - 384 Kbps</u> 145.00
Kentucky	Monthly Rate			
	<u>385 - 512 Kbps</u> 170.00	<u>513 - 768 Kbps</u> 195.00	<u>769 - 1152 Kbps</u> 225.00	<u>1153 - 1536 Kbps</u> 250.00
Kentucky	Monthly Rate			
	<u>1537 - 4000 Kbps</u> 325.00	<u>4001 - 10000 Kbps</u> 710.00	<u>10001 - 15000 Kbps</u> 1,000.00	
Kentucky	Monthly Rate			
	<u>15001 - 20000 Kbps</u> 1,250.00	<u>20001 - 25000 Kbps</u> 1,475.00	<u>25001 - 30000 Kbps</u> 1,675.00	
Kentucky	Monthly Rate			
	<u>30001 - 35000 Kbps</u> 1,900.00	<u>35001 - 40000 Kbps</u> 2,150.00	<u>40001 - 45000 Kbps</u> 2,375.00	

(TR110)



## Access Service

## SECTION 16 BROADBAND SERVICES

## SECTION 16.5 - DESCRIPTION OF DATA SERVICES AND RATES (Continued)

16.5.2 Frame Relay I (Continued)16.5.2.7 Rates - Standard Arrangements (Continued)

## E. Frame Relay to ATM Conversion, per PVC, each

## 1. Interworked, based on CIR requested

Kentucky	Monthly Rate			
	<u>0 - 32 Kbps</u> 27.00	<u>33 - 64 Kbps</u> 31.50	<u>65 - 96 Kbps</u> 36.00	<u>97 - 128 Kbps</u> 40.50
Kentucky	Monthly Rate			
	<u>385 - 512 Kbps</u> 45.00	<u>513 - 768 Kbps</u> 52.50	<u>769 - 1152 Kbps</u> 60.00	<u>1153 - 1536 Kbps</u> 67.50
Kentucky	Monthly Rate			
	<u>1537 - 4000 Kbps</u> 90.00	<u>4001 - 10000 Kbps</u> 187.50	<u>10001 - 15000 Kbps</u> 247.50	
Kentucky	Monthly Rate			
	<u>15001 - 20000 Kbps</u> 307.50	<u>20001 - 25000 Kbps</u> 367.50	<u>25001 - 30000 Kbps</u> 427.50	
Kentucky	Monthly Rate			
	<u>30001 - 35000 Kbps</u> 487.50	<u>35001 - 40000 Kbps</u> 547.50	<u>40001 - 45000 Kbps</u> 600.00	

(TR110)

## Access Service

## SECTION 16 BROADBAND SERVICES

## SECTION 16.5 - DESCRIPTION OF DATA SERVICES AND RATES (Continued)

16.5.2 Frame Relay I (Continued)16.5.2.8 Rates - Term Payment Plan (TPP)

## A. Frame Relay UNI Port and Access Line, each\*

1.	56/64 Kbps				
		Nonrecurring <u>Charge</u>	One Year <u>Rate</u>	Three Year <u>Rate</u>	Five Year <u>Rate</u>
Kentucky		195.00	105.00	95.00	85.00
2.	128 Kbps				
		Nonrecurring <u>Charge</u>	One Year <u>Rate</u>	Three Year <u>Rate</u>	Five Year <u>Rate</u>
Kentucky		395.00	180.00	165.00	160.00
3.	256 Kbps				
		Nonrecurring <u>Charge</u>	One Year <u>Rate</u>	Three Year <u>Rate</u>	Five Year <u>Rate</u>
Kentucky		395.00	250.00	235.00	220.00
4.	384 Kbps				
		Nonrecurring <u>Charge</u>	One Year <u>Rate</u>	Three Year <u>Rate</u>	Five Year <u>Rate</u>
Kentucky		395.00	370.00	355.00	340.00
5.	1.544 Mbps				
		Nonrecurring <u>Charge</u>	One Year <u>Rate</u>	Three Year <u>Rate</u>	Five Year <u>Rate</u>
Kentucky		395.00	510.00	490.00	470.00

\* For services established on or after August 30, 1997, the PVC CIR capacity rate element will also apply.

(TR110)

## Access Service

## SECTION 16 BROADBAND SERVICES

## SECTION 16.5 - DESCRIPTION OF DATA SERVICES AND RATES (Continued)

16.5.2 Frame Relay I (Continued)16.5.2.8 Rates - Term Payment Plan (TPP) (Continued)

## B. Frame Relay UNI Port Only, each\*

## 1. 56/64 Kbps\*\*

	Nonrecurring Charge	One Year Rate	Three Year Rate	Five Year Rate
Kentucky	95.00	23.00	22.00	21.00

## 2. 128 Kbps

	Nonrecurring Charge	One Year Rate	Three Year Rate	Five Year Rate
Kentucky	150.00	75.00	70.00	68.00

## 3. 256 Kbps

	Nonrecurring Charge	One Year Rate	Three Year Rate	Five Year Rate
Kentucky	150.00	110.00	105.00	100.00

## 4. 384 Kbps

	Nonrecurring Charge	One Year Rate	Three Year Rate	Five Year Rate
Kentucky	150.00	110.00	105.00	100.00

## 5. 45 Mbps

	Nonrecurring Charge	One Year Rate	Three Year Rate	Five Year Rate
Kentucky	395.00	1,270.00	1,230.00	1,200.00

## 6. 1.544 Mbps

	Nonrecurring Charge	One Year Rate	Three Year Rate	Five Year Rate
Kentucky	295.00	211.00	208.00	205.00

(TR110)

## Access Service

## SECTION 16 BROADBAND SERVICES

## SECTION 16.5 - DESCRIPTION OF DATA SERVICES AND RATES (Continued)

16.5.2 Frame Relay I (Continued)16.5.2.8 Rates - Term Payment Plan (TPP) (Continued)

## C. Frame Relay NNI Port Only, each\*

## 1. 384 Kbps

	Nonrecurring Charge	One Year Rate	Three Year Rate	Five Year Rate
Kentucky	295.00	75.00	72.00	69.00

## 2. 1.544 Mbps

	Nonrecurring Charge	One Year Rate	Three Year Rate	Five Year Rate
Kentucky	295.00	170.00	160.00	150.00

## 3. 45 Mbps

	Nonrecurring Charge	One Year Rate	Three Year Rate	Five Year Rate
Kentucky	595.00	750.00	725.00	700.00

## D. Frame Relay PVCs, each

## 1. Excluding 45 Mbps PVC\*

	Nonrecurring Charge	One Year Rate	Three Year Rate	Five Year Rate
Kentucky	20.00	7.00	6.00	5.00

\* Limited to services established prior to August 30, 1997.

(TR110)

## Access Service

---

SECTION 16 BROADBAND SERVICES

---

## SECTION 16.5 - DESCRIPTION OF DATA SERVICES AND RATES (Continued)

16.5.3 Frame Relay Service II16.5.3.1 Service Description

Frame Relay Service (FRS) is a "fast packet" network service that permits the transmission of data at speeds of 56/64\* Kbps, 1.544 Mbps, or 45 Mbps using Permanent Virtual Circuits (PVCs).

PVCs are logical circuits that define a specific path for data sent by Customer to another location. These circuits are virtual because they are established in software tables and do not tie up capacity when not in use. This also allows multiple paths (PVCs) to be defined on any given port, thereby providing a single access line the capability to transmit data to multiple destinations.

There are three types of Frame Relay PVCs:

## A. Permanent Virtual Circuit (PVC) - Intrazone

An intrazone PVC is a logical channel path between two Customer ports located within the same zone.

## B. Permanent Virtual Circuit (PVC) - Interzone

An interzone PVC is a logical channel path between two Customer ports located in different zones within a state.

## C. Permanent Virtual Circuit (PVC) - Interworked

An interworked PVC is a logical channel path that traverses both a Frame Relay switch and an ATM switch.

Frame Relay zones are set forth under 5.3.6.

(TR110)

## Access Service

---

SECTION 16 BROADBAND SERVICES

---

## SECTION 16.5 - DESCRIPTION OF DATA SERVICES AND RATES (Continued)

## 16.5.3 Frame Relay Service II (Continued)

## 16.5.3.1 Service Description (Continued)

In operation of FRS, Customer Premises Equipment (CPE), such as routers, encapsulate arriving data into variable length frames. These frames contain information identifying which PVC in the network should be used to forward the frame to the proper destination. CPE then sends the frame into the Frame Relay network. The Frame Relay switch reads identifying information and routes the frame to the proper destination based on a pre-established PVC.

The statistical multiplexing Frame Relay switches are able to provide shared network resources to end users of this service.

FRS conforms to ITU-T (Telecommunication Standardization Bureau of the International Telecommunication Union), formerly Consultative Committee for International Telegraph and Telephone (CCITT) and American National Standards Institute (ANSI) publications T1.602, T1.606, T1.617 and T1.618.

(TR110)

## Access Service

---

SECTION 16 BROADBAND SERVICES

---

## SECTION 16.5 - DESCRIPTION OF DATA SERVICES AND RATES (Continued)

## 16.5.3 Frame Relay II (Continued)

## 16.5.3.1 Service Description (Continued)

The Committed Information Rate (CIR) and the Maximum Burst Rate (Be) are traffic management parameters that allow the customer to fine tune implementation of FRS.

Term Payment Plan (TPP) arrangements are available as set forth under 5.3.5 D.

## 16.5.3.2 Service Provisioning

FRS is a transport service that facilitates the exchange of variable length information units (frames) between end user connections by way of assigned virtual connections. Each frame is passed to the Frame Relay network with an address that specifies the virtual connection.

Variable frame length capability is useful in communications between asynchronous Local Area Networks (LANs) and for transport of synchronous data traffic. Frame Relay is capable of handling the requirements of bursty data sources because of the ability of the service to allocate additional bandwidth when not in use by other sources.

Frame Relay is provided to Customer in the form of the Frame Relay User-to-Network Interface (UNI) Port with Access Line, or Frame Relay UNI Port Only, Frame Relay Network-to-Network (NNI) Port Only, and PVCs. The Frame Relay Access Line forms the component which provides Customer access to Customer's serving wire center and interoffice transport from Customer's serving wire center to the Frame Relay Switch. The Frame Relay Access Line is provided for use only with FRS. 45 Mbps is not offered bundled with the Frame Relay Access Line. The Frame Relay UNI and NNI Port Only offerings are provided for digital special access line connections to the network supporting FRS. Company may setup access arrangements on behalf of Customer. Access facilities arranged by Company will be billed at the rates provided by the underlying carrier. Any special construction or non-standard charges assessed by carrier supplying the local access will also be the responsibility of Customer.

For unbundled services, both the port and digital special access line must be ordered by and billed to one Customer.

Ports are provisioned on a specified speed and CIR basis, depending upon Customer's request. The actual throughput of Customer traffic cannot exceed the bandwidth of the access line and port speed. Since multiple PVCs may be defined on one physical port, it is possible for the cumulative CIRs to exceed the physical bandwidth of that port. This is referred to as over-subscription and when this occurs, there can be no guarantee that the CIR defined for that port and PVC will be available at any point in time.

(TR110)

## Access Service

---

SECTION 16 BROADBAND SERVICES

---

## SECTION 16.5 - DESCRIPTION OF DATA SERVICES AND RATES (Continued)

## 16.5.3 Frame Relay II (Continued)

## 16.5.3.2 Service Provisioning (Continued)

No PVC can have a CIR greater bit rate than the lower of the two port speeds connected by the PVC segment. A PVC must be associated with at least one Frame Relay Port. A Frame Relay Port can be associated with multiple PVCs.

Customer subscribing to a FRS port or port with access line will be referred to as the Controller of the Frame Relay Port. A separate entity may subscribe, with written authorization from the Controller, to a PVC which allows communication between entities. A disconnect of a PVC does not result in the disconnect of the underlying access line and port. Only the Controller of the FRS may order the disconnect of the Frame Relay Access Service. Both Customers must have a FRS. The Controller of each Frame Relay Access Service must have written permission from the Controller(s) of each of the FRSs to which a PVC is requested.

The Frame Relay Port and/or PVCs may be ordered and billed separately from an associated Frame Relay Port and PVC and can have different Customers as Controllers.

At service subscription, Customer will be expected to specify the PVC CIR capacity, the Data Link Connection Identifier (DLCI), and Be for each PVC ordered. CIR is the maximum information rate at which Customer's traffic will be admitted to the Frame Relay network without being designated eligible for discard. DLCI is a frame relay term defining a 10-bit field of the address field, and identifies data links and their service parameters. If desired, Customer may request that Company assign DLCIs.

The maximum value for the Be will be the lower of the two port speeds connected by the PVC segment. For example, if Customer location A has a 56 Kbps port and Customer location B has a 45 Mbps port, the maximum allowable Be for the PVC linking these two locations is 56 Kbps.

Company does not undertake to originate data, but offers the use of its service components, where available, to Customers for the purpose of transporting Customer-originated data.

Customer ordering a Frame Relay PVC must designate that the termination of the PVC will occur on an ATM Service. In addition, Customer must designate the CIR of the PVC. A monthly recurring charge based upon the CIR of the PVC ordered will apply for each PVC interworked to an ATM Service in addition to the PVC CIR capacity charge.

FRS is available where facilities and conditions permit.

(TR110)



## Access Service

---

SECTION 16 BROADBAND SERVICES

---

## SECTION 16.5 - DESCRIPTION OF DATA SERVICES AND RATES (Continued)

## 16.5.3 Frame Relay II (Continued)

## 16.5.3.3 Obligations of Company

In addition to the general conditions described in Section 16.2, when Customer requests a path which is related to other local exchange carriers, Interexchange Carriers or other Frame Relay networks, Company will provide assistance in establishing the associated PVC.

Company has the service responsibility up to and including the network interface.

Occasionally, in order to perform software updates and other maintenance, it may be necessary to take the Frame Relay switch out of service, during the predetermined maintenance window. In these cases, all attempts will be made to notify Customer in advance as to the time and duration of these outages. Company reserves the right to temporarily interrupt FRS at other times in emergency situations.

## 16.5.3.4 Obligations of Customer

In addition to the general conditions described in Section 16.2:

Customer's Frame Relay terminal equipment has the responsibility for retransmitting frames which are discarded due to errors or network congestion.

Customer, upon request, shall furnish such information as may be required to permit Company to design and maintain the FRS it offers and to assure that the service arrangement is in compliance with the regulations contained herein. At service subscription, Customer will be expected to specify the PVC CIR capacity, DLCI, and Be for each PVC ordered. If desired, Customer may request that Company assign DLCIs.

It shall be the responsibility of Customer to ensure the continuing compatibility of the CPE that is used in conjunction with the FRS. The CPE shall be in compliance with FCC rules and regulations.

Customer shall be responsible for obtaining permission for Company's agents or employees to enter the premises of Customer or its users at any reasonable hour for the purpose of installing, inspecting, repairing, or, upon termination of the service, removing the service components of Company.

Error correction is the responsibility of Customer's terminal equipment and/or applications. If the FRS network experiences congestion or failures, Customer data may be discarded. In addition, frames that are received in excess of the Be, with bad addresses, or other errors, will be discarded on ingress to the network.

(TR110)

## Access Service

---

SECTION 16 BROADBAND SERVICES

---

## SECTION 16.5 - DESCRIPTION OF DATA SERVICES AND RATES (Continued)

## 16.5.3 Frame Relay II (Continued)

## 16.5.3.5 Rate Regulations

## A. Minimum Period

The minimum period for FRS is one month, except when provided under a Term Payment Plan (TPP) arrangement. The regulations applicable to FRS provided under a TPP arrangement are specified under D.

## B. Rate Elements

## 1. Frame Relay UNI Port and Access Line

A nonrecurring charge and a monthly rate, based on the speed of the port connection (i.e., 56/64 Kbps or 1.544 Mbps), apply per port for each physical connection to the network supporting FRS. Clear channel capability, as necessary, is included at no additional charge. Each port can accommodate multiple paths PVCs. Bundled port and access offering is available only where facilities and conditions permit.

## 2. Frame Relay UNI or NNI Port Only

A nonrecurring charge and a monthly rate, based on the speed of the port connection (i.e., 56/64 Kbps or 1.544 Mbps), apply per port for each Frame Relay access line or digital private line connection to the network supporting FRS. Each port can accommodate multiple paths.

Company may setup access arrangements on behalf of Customer. Access facilities arranged by Company will be billed at the rates provided by the underlying carrier. Any special construction or non-standard charges assessed by carrier supplying the local access will also be the responsibility of Customer.

(TR110)

## Access Service

---

SECTION 16 BROADBAND SERVICES

---

## SECTION 16.5 - DESCRIPTION OF DATA SERVICES AND RATES (Continued)

## 16.5.3 Frame Relay II (Continued)

## 16.5.3.5 Rate Regulations (Continued)

## B. Rate Elements (Continued)

## 2. Frame Relay UNI or NNI Port Only (Continued)

## (a) Network-to-Network Interface (NNI) Port Only

The NNI port configuration is used for connecting two networks together for bi-directional messaging and is available on a private basis only. A private NNI is a NNI port sold for the exclusive use of the Customer.

## (b) User-to-Network Interface (UNI) Port Only

The UNI port provides for a user to carrier connection (i.e., Company to local exchange carrier or interexchange carrier).

## 3. Frame Relay PVCs

A monthly rate applies for the PVC CIR capacity for each port requested by Customer.

## (a) Intrazone PVC

A monthly rate applies, based upon CIR capacity, for each intrazone PVC requested by Customer.

## (b) Interzone PVC

A monthly rate applies, based upon CIR capacity, for each interswitch PVC ordered that traverses one or more Frame Relay zone boundaries within a state. The Frame Relay zones are listed under Section 16.5.3.6. Interzone PVCs must be ordered separately from Intrazone PVCs and UNI/NNI ports.

## (c) Interworked PVC

A monthly rate applies, based upon CIR capacity ordered, for each PVC interworked to an ATM Service. This charge is in addition to the Intrazone or Interzone Frame Relay PVC rate element and its associated CIR capacity.

(TR110)

## Access Service

---

SECTION 16 BROADBAND SERVICES

---

## SECTION 16.5 - DESCRIPTION OF DATA SERVICES AND RATES (Continued)

## 16.5.3 Frame Relay II (Continued)

## 16.5.3.5 Rate Regulations (Continued)

## C. Rate Applications

Customer may access FRS via a Frame Relay access line or via Company provided digital access facilities. Company may setup access arrangements on behalf of Customer. Access facilities arranged by Company will be billed at the rates provided by the underlying carrier. Any special construction or non-standard charges assessed by carrier supplying the local access will also be the responsibility of Customer. If Customer utilizes a special access line to access FRS, the associated regulations, rates and charges for such facilities shall apply in addition to the rates and charges associated with the FRS rate elements.

Customer utilizing special access facilities to access FRS would incur the monthly rate and nonrecurring charge associated with the Frame Relay UNI or NNI port only charge for standard arrangements. The UNI port provides for a user to Frame Relay switch connection; the NNI port provides for a Frame Relay switch to Frame Relay switch connection.

(TR110)

## Access Service

---

SECTION 16 BROADBAND SERVICES

---

## SECTION 16.5 - DESCRIPTION OF DATA SERVICES AND RATES (Continued)

## 16.5.3 Frame Relay II (Continued)

## 16.5.3.5 Rate Regulations (Continued)

## C. Rate Applications (Continued)

The Frame Relay Port (unbundled or bundled with an access line) and its associated PVC segment(s) may be ordered and billed separately from an associated frame relay port and PVC and can have different Controllers, as discussed under 16.5.3.2. A request by one Customer to discontinue a PVC does not result in the disconnection of the Frame Relay Access Line and Port. Only the Controller of a Frame Relay Access Line may authorize a disconnect of that line.

## D. Term Payment Plan (TPP)

## 1. General

The terms and conditions specified herein are applicable to FRS and are in addition to other regulations as specified in this Tariff.

The Frame Relay UNI Port with Access Line and Frame Relay UNI or NNI Port Only rate elements are available under a TPP. PVCs are not offered under a TPP.

Frame Relay TPP rates will not be greater than standard month to month Frame Relay rates, for the same rate elements.

Three-year and five-year TPP rates will be equal to or less than the one-year TPP rates. Decreases to the one-year TPP rates will flow through the three-year and five-year TPP rates. Rate elements must be ordered under the same TPP period.

Payment periods of one, three and five-year are available to all Customers at the applicable rates regardless of when they subscribe to a TPP arrangement.

Customer must designate on the Service Request the payment period for the TPP.

(TR110)

## Access Service

---

SECTION 16 BROADBAND SERVICES

---

## SECTION 16.5 - DESCRIPTION OF DATA SERVICES AND RATES (Continued)

## 16.5.3 Frame Relay II (Continued)

## 16.5.3.5 Rate Regulations (Continued)

## D. Term Payment Plan (TPP) (Continued)

## 1. General (Continued)

Inside moves, as described in Section 16.4, will not incur termination liability charges.

Outside moves, as described in Section 16.4, will allow Customer to retain the same TPP payment period. Any other move will be treated as a disconnect of the service and termination liability charges will apply.

## 2. Changes in Length of TPP Period

Prior to the completion of the selected TPP period, Customer may elect to convert to a new TPP period of the same or different length, subject to the following conditions:

- No credit toward the new payment period will be given for payments made under the original TPP arrangement.
- Nonrecurring charges will not be reapplied for existing service(s).
- If the new TPP period is shorter in length than the time remaining under the existing TPP, the change to the new TPP period constitutes a discontinuance of the existing TPP service and termination liability charges apply.

(TR110)

## Access Service

---

SECTION 16 BROADBAND SERVICES

---

## SECTION 16.5 - DESCRIPTION OF DATA SERVICES AND RATES (Continued)

## 16.5.3 Frame Relay II (Continued)

## 16.5.3.5 Rate Regulations (Continued)

## D. Term Payment Plan (TPP) (Continued)

## 3. Renewal Options

At the expiration of a TPP period, Company will automatically renew the service at the same TPP period unless Customer chooses to convert to a different TPP period, convert to month to month rates or discontinue service.

Conversion to a different TPP period will require Customer to submit a change order Service Request. Conversion of existing TPP service to a different TPP period will be allowed without application of any nonrecurring or ordering charges.

Conversion to month to month rates will be treated as a disconnect of service and establishment of new service. However, if no other changes are ordered, no charge will apply.

## 4. Notification of Discontinuance

A Service Request for discontinuance of a TPP arrangement must be received by Company at least 30 days prior to actual disconnect of service. Monthly charges will apply for a period of 30 days from the date Company receives disconnect notification or until the requested disconnect date, whichever period is longer.

## 5. Upgrade to Higher Speed Service

Customers may elect to upgrade service(s) to a higher speed during a TPP period, subject to the following conditions:

Both the existing and the new services are provided solely by Company;

The order to discontinue a service at an existing speed or capacity and the order for the upgraded service are received by Company at the same time;

The new service will be provided at the same Customer location as the discontinued service;

(TR110)

## Access Service

---

SECTION 16 BROADBAND SERVICES

---

## SECTION 16.5 - DESCRIPTION OF DATA SERVICES AND RATES (Continued)

## 16.5.3 Frame Relay II (Continued)

## 16.5.3.5 Rate Regulations (Continued)

## D. Term Payment Plan (TPP) (Continued)

## 5. Upgrade to Higher Speed Service (Continued)

The fixed-period plan for the upgraded service(s) meets or exceeds the remaining length of the existing fixed-period plan;

The total monthly rate of the new agreement is equal to or greater than the total monthly rate of the existing agreement period;

The monthly rates for the upgraded services and/or service elements will be those in effect at the time of the service upgrade. The upgraded service will be subject to all appropriate nonrecurring charges; and,

Termination liability charges will not apply as long as the upgraded service remains connected at the same point of termination(s).

## 6. Termination Liability

When a TPP arrangement is discontinued prior to the end of the period, termination liability charges, as set forth below, will apply based on the remainder of the TPP period in effect at the time of disconnect.

One Year TPP - 50% of any remaining portion of the first year's recurring charges for the in service quantity.

Three Year TPP - 50% of any remaining portion of the first year's recurring charges. In addition, for any remaining portion of the second and third years Customer will be liable for 10% of the total monthly recurring charges in that time period for the in service quantity.

Five Year TPP - 50% of any remaining portion of the first year's recurring charges. In addition, for any remaining portion of the second through fifth years, Customer will be liable for 10% for the total monthly recurring charges in that time period for the in service quantity.

(TR110)



## Access Service

---

SECTION 16 BROADBAND SERVICES

---

## SECTION 16.5 - DESCRIPTION OF DATA SERVICES AND RATES (Continued)

## 16.5.3 Frame Relay II (Continued)

## 16.5.3.5 Rate Regulations (Continued)

## D. Term Payment Plan (TPP) (Continued)

## 7. Termination Without Liability

During a TPP period, should the currently effective rate for Customer's service increase, Customer may, at his/her option, terminate the TPP arrangement without penalty or liability.

## 16.5.3.6 Zones

<u>State</u>	<u>Zone</u>	<u>Office Name</u>
Kentucky	Elizabethtown Lexington	Elizabethtown Ashland London Morehead Lexington

(TR110)

## Access Service

## SECTION 16 BROADBAND SERVICES

## SECTION 16.5 - DESCRIPTION OF DATA SERVICES AND RATES (Continued)

16.5.3 Frame Relay II (Continued)16.5.3.7 Rates - Standard Arrangements

## A. Frame Relay UNI Port and Access Line, each

		Nonrecurring <u>Charge</u>	Monthly <u>Rate</u>
1.	56/64 Kbps		
	Kentucky	295.00	140.00
2.	1.544 Mbps		
	Kentucky	395.00	625.00
3.	128 Kbps		
	Kentucky	395.00	180.00
4.	256 Kbps		
	Kentucky	395.00	280.00
5.	384 Kbps		
	Kentucky	395.00	365.00

## B. Frame Relay UNI Port Only, each

1.	56/64 Kbps*		
	Kentucky	95.00	24.00
2.	1.544 Mbps		
	Kentucky	395.00	240.00
3.	45 Mbps		
	Kentucky	395.00	1,300.00

(TR110)

## Access Service

## SECTION 16 BROADBAND SERVICES

## SECTION 16.5 - DESCRIPTION OF DATA SERVICES AND RATES (Continued)

16.5.3 Frame Relay II (Continued)16.5.3.7 Rates - Standard Arrangements (Continued)

## C. Frame Relay NNI Port Only, each

		<u>Nonrecurring Charge</u>	<u>Monthly Rate</u>
1.	1.544 Mbps		
	Kentucky	295.00	180.00
2.	45 Mbps		
	Kentucky	595.00	800.00

## D. Frame Relay PVC, each

## 1. Intrazone, Based on CIR Requested

	<u>Monthly Rate</u>			
	<u>0 - 32 Kbps</u>	<u>33 - 64 Kbps</u>	<u>65 - 96 Kbps</u>	<u>97 - 128 Kbps</u>
Kentucky	8.00	15.00	22.00	27.00
	<u>129 - 192 Kbps</u>	<u>193 - 256 Kbps</u>	<u>257 - 320 Kbps</u>	<u>321 - 384 Kbps</u>
Kentucky	36.00	42.00	48.00	54.00
	<u>385 - 512 Kbps</u>	<u>513 - 768 Kbps</u>	<u>769 - 1152 Kbps</u>	<u>1153 - 1536 Kbps</u>
Kentucky	60.00	70.00	80.00	90.00
	<u>513 - 768 Kbps</u>	<u>769 - 1152 Kbps</u>	<u>1153 - 1536 Kbps</u>	
Kentucky	120.00	250.00	330.00	
	<u>15001 - 20000 Kbps</u>	<u>20001 - 25000 Kbps</u>	<u>25001 - 30000 Kbps</u>	
Kentucky	410.00	490.00	570.00	
	<u>30001 - 35000 Kbps</u>	<u>35001 - 40000 Kbps</u>	<u>40001 - 45000 Kbps</u>	
Kentucky	650.00	730.00	800.00	

(TR110)

## Access Service

## SECTION 16 BROADBAND SERVICES

## SECTION 16.5 - DESCRIPTION OF DATA SERVICES AND RATES (Continued)

16.5.3 Frame Relay II (Continued)16.5.3.7 Rates - Standard Arrangements (Continued)

## D. Frame Relay PVC, each (Continued)

## 2. Interzone, Based on CIR Requested

	Monthly Rate			
Kentucky	<u>0 - 32 Kbps</u> 25.00	<u>33 - 64 Kbps</u> 45.00	<u>65 - 96 Kbps</u> 60.00	<u>97 - 128 Kbps</u> 70.00
Kentucky	<u>129 - 192 Kbps</u> 95.00	<u>193 - 256 Kbps</u> 115.00	<u>257 - 320 Kbps</u> 130.00	<u>321 - 384 Kbps</u> 145.00
Monthly Rate				
Kentucky	<u>385 - 512 Kbps</u> 170.00	<u>513 - 768 Kbps</u> 195.00	<u>769 - 1152 Kbps</u> 225.00	<u>1153 - 1536 Kbps</u> 250.00
Kentucky	<u>513 - 768 Kbps</u> 325.00	<u>769 - 1152 Kbps</u> 710.00	<u>1153 - 1536 Kbps</u> 1,000.00	
Monthly Rate				
Kentucky	<u>15001 - 20000 Kbps</u> 1,250.00	<u>20001 - 25000 Kbps</u> 1,475.00	<u>25001 - 30000 Kbps</u> 1,675.00	
Kentucky	<u>30001 - 35000 Kbps</u> 1,900.00	<u>35001 - 40000 Kbps</u> 2,150.00	<u>40001 - 45000 Kbps</u> 2,375.00	

(TR110)

## Access Service

## SECTION 16 BROADBAND SERVICES

## SECTION 16.5 - DESCRIPTION OF DATA SERVICES AND RATES (Continued)

16.5.3 Frame Relay II (Continued)16.5.3.7 Rates - Standard Arrangements (Continued)

## E. Frame Relay to ATM Conversion Per PVC, each

## 1. Interworked, Based on CIR Requested

	Monthly Rate			
	<u>0 - 32 Kbps</u>	<u>33 - 64 Kbps</u>	<u>65 - 96 Kbps</u>	<u>97 - 128 Kbps</u>
Kentucky	6.00	11.25	16.50	20.25
	<u>129 - 192 Kbps</u>	<u>193 - 256 Kbps</u>	<u>257 - 320 Kbps</u>	<u>321 - 384 Kbps</u>
Kentucky	27.00	31.50	36.00	40.50
	<u>385 - 512 Kbps</u>	<u>513 - 768 Kbps</u>	<u>769 - 1152 Kbps</u>	<u>1153 - 1536 Kbps</u>
Kentucky	45.00	52.50	60.00	67.50
	<u>513 - 768 Kbps</u>	<u>769 - 1152 Kbps</u>	<u>1153 - 1536 Kbps</u>	
Kentucky	90.00	187.50	247.50	
	<u>15001 - 20000 Kbps</u>	<u>20001 - 25000 Kbps</u>	<u>25001 - 30000 Kbps</u>	
Kentucky	307.50	367.50	427.50	
	<u>30001 - 35000 Kbps</u>	<u>35001 - 40000 Kbps</u>	<u>40001 - 45000 Kbps</u>	
Kentucky	487.50	547.50	600.00	

(TR110)

## Access Service

## SECTION 16 BROADBAND SERVICES

## SECTION 16.5 - DESCRIPTION OF DATA SERVICES AND RATES (Continued)

16.5.3 Frame Relay II (Continued)16.5.3.8 Rates - Term Payment Plan (TPP)

## A. Frame Relay UNI Port and Access Line, each

## 1. 56/64 Kbps

	Nonrecurring Charge	One Year Rate	Three Year Rate	Five Year Rate
Kentucky	295.00	135.00	125.00	120.00

## 2. 1.544 Mbps

	Nonrecurring Charge	One Year Rate	Three Year Rate	Five Year Rate
Kentucky	395.00	580.00	560.00	535.00

## 3. 128 Kbps

	Nonrecurring Charge	One Year Rate	Three Year Rate	Five Year Rate
Kentucky	395.00	180.00	165.00	160.00

## 4. 256 Kbps

	Nonrecurring Charge	One Year Rate	Three Year Rate	Five Year Rate
Kentucky	395.00	250.00	235.00	220.00

## 5. 384 Kbps

	Nonrecurring Charge	One Year Rate	Three Year Rate	Five Year Rate
Kentucky	395.00	345.00	335.00	320.00

(TR110)

## Access Service

## SECTION 16 BROADBAND SERVICES

## SECTION 16.5 - DESCRIPTION OF DATA SERVICES AND RATES (Continued)

16.5.3 Frame Relay II (Continued)16.5.3.8 Rates - Term Payment Plan (TPP) (Continued)

## B. Frame Relay UNI Port Only, each

## 1. 56/64 Kbps\*

	Nonrecurring Charge	One Year Rate	Three Year Rate	Five Year Rate
Kentucky	95.00	23.00	22.00	21.00

## 2. 1.544 Mbps

	Nonrecurring Charge	One Year Rate	Three Year Rate	Five Year Rate
Kentucky	395.00	230.00	220.00	210.00

## 3. 45 Mbps

	Nonrecurring Charge	One Year Rate	Three Year Rate	Five Year Rate
Kentucky	395.00	1,270.00	1,230.00	1,200.00

## C. Frame Relay Private NNI Port Only, each

## 1. 1.544 Mbps

	Nonrecurring Charge	One Year Rate	Three Year Rate	Five Year Rate
Kentucky	295.00	170.00	160.00	150.00

## 2. 45 Mbps

	Nonrecurring Charge	One Year Rate	Three Year Rate	Five Year Rate
Kentucky	595.00	750.00	725.00	700.00

(TR110)

## Access Service

---

SECTION 16 BROADBAND SERVICES

---

## SECTION 16.5 - DESCRIPTION OF DATA SERVICES AND RATES (Continued)

16.5.4 High Capacity Broadband Access Cloud16.5.4.1 Service Description

High Capacity Broadband Access Cloud (HiBAC) Service is a multi-protocol network that transparently transports a combination of HiBAC Asynchronous Transfer Mode (ATM), inter-worked Frame Relay services, HiBAC Frame Relay services, DSL services and TCP/IP Data Aggregation Services (CyberWAN™) technologies over a single network facility. HiBAC Service is made available to network service providers for provision of high-speed data service to their Customers, and provides subject to the terms and conditions set forth herein, for the establishment of a point-to-point virtual circuit between two Customer Designated Locations (CDLs). HiBAC service is comprised of a Broadband Access Point, Frame Relay and ATM User Network Interfaces (UNIs) and Permanent Virtual Circuits (PVCs) in various Quality of Service (QoS) connections. QoS refers to priorities given to cell transmissions and sensitivity of cells to delay variation and loss within the network.

HiBAC Service combines multiple Company wire centers equipped for ATM Service, Frame Relay Service, ADSL Service and CyberWAN™ services in Company designated areas which consist of a specific geographic grouping of these wire centers.

HiBAC Service offers simplified Customer to Customer connectivity, service/network interworking, data aggregation and data delivery by means of a single connection or Broadband Access Point (BAP), i.e., an ATM NNI or UNI.

HiBAC Service is available where facilities and conditions permit. For locations where Customer requests HiBAC Service and digital or SONET facilities are not available, special construction charges may apply.

The regulations and rates specified herein are in addition to the applicable regulations and rates specified in other sections of this Tariff.

16.5.4.2 Service Provisioning

The Broadband Access Point is an ATM protocol arrangement between Customer's designated network service provider (i.e., Interexchange Carrier or Internet Service Provider) and the point of connection into the HiBAC Service network. The Broadband Access Point is available in DS3, OC3c and OC12c bandwidths. Once connected, the network service provider obtains access to their end user Customers in a method that is independent of the originating protocol.

(TR110)



## Access Service

---

SECTION 16 BROADBAND SERVICES

---

## SECTION 16.5 - DESCRIPTION OF DATA SERVICES AND RATES (Continued)

16.5.4 High Capacity Broadband Access Cloud (Continued)16.5.4.2 Service Provisioning

The Broadband Access Point is an ATM protocol arrangement between Customer's designated network service provider (i.e., Interexchange Carrier or Internet Service Provider) and the point of connection into the HiBAC Service network. The Broadband Access Point is available in DS3, OC3c and OC12c bandwidths. Once connected, the network service provider obtains access to their end user Customers in a method that is independent of the originating protocol.

(TR110)

## Access Service

SECTION 16 BROADBAND SERVICES

---

## SECTION 16.5 - DESCRIPTION OF DATA SERVICES AND RATES (Continued)

## 16.5.4 High Capacity Broadband Access Cloud (Continued)

## 16.5.4.2 Service Provisioning (Continued)

A connection from the end user to HiBAC Service is provisioned as either a UNI Port and Access Line or as a UNI Port Only. The UNI Port and Access Line is the facility that provides Customer access to Customer's serving wire center and/or interoffice transport from Customer's serving wire center to a physical interface (UNI Port) on Company's Frame Relay or ATM switch. HiBAC UNI Ports and Access Lines are provided for digital special access lines with frame relay protocol in bandwidth levels of 56Kbps, 128Kbps, 256 Kbps, 384Kbps, DS1 and DS3 as well as with ATM protocol in DS1, DS3 or OC3c bandwidths.

Company may setup access arrangements on behalf of Customer. Access facilities arranged by Company will be billed at the rates provided by the underlying carrier. Any special construction or non-standard charges assessed by carrier supplying the local access will also be the responsibility of Customer. For UNI Port Only, both the port and the digital special access line must be ordered by and billed to one customer.

The HiBAC UNI Port is further defined by its speed or bandwidth capability based on the originating protocol. Ports are provisioned on a specified speed which is based upon Customer's request. The actual throughput of Customer traffic cannot exceed the bandwidth of the access line and the port speed. ATM ports are provisioned based on Customer's specified speed of the Sustained Cell Rate (SCR) and Peak Cell Rate (PCR). SCR is the maximum average cell transmission rate on a given PVC. It allows the network to allocate sufficient network resources to guarantee network performance objectives. The PCR is the maximum cell transmission rate (cells per second) per PVC.

HiBAC Service PVC provides a virtual connection between two Customer locations. The PVC defines a dedicated path across the UNI Access Line between the CDL and Company's ATM or Frame Relay switch. Each UNI Access Line requires the purchase of at least one PVC. Customer may subscribe to multiple PVCs. This feature is established over the UNI Access Line via address mapping which enables Customer to have PVCs to various locations. The path is set up by Company based on information from Customer which is submitted on a Service Request (SR). In provisioning FRS, multiple PVCs may be defined on one physical port, the cumulative Committed Information Rates (CIR) may exceed the physical bandwidth of that port and cause "over-subscription". When this occurs, there can be no guarantee that the CIR defined for that port and PVC will be available at any point in time. CIR is the maximum information rate at which Customer's frame relay traffic will be admitted to the HiBAC Service network without being designated eligible for discard. No PVC can have a CIR greater bit rate than the lower of the two port speeds connected by the PVC segment.

(TR110)

## Access Service

---

SECTION 16 BROADBAND SERVICES

---

## SECTION 16.5 - DESCRIPTION OF DATA SERVICES AND RATES (Continued)

## 16.5.4 High Capacity Broadband Access Cloud (Continued)

## 16.5.4.2 Service Provisioning (Continued)

Customer must designate the CIR and maximum Burst Rate (Be) of the PVC. A monthly recurring charge and a nonrecurring charge based upon the CIR capacity (for frame relay) and the SCR (for ATM) of each PVC ordered, as set forth under 5.4.6 will apply for each PVC. HiBAC Service ATM PVCs are available as Variable Bit Rate non-real time (VBR-nrt), Variable Bit Rate real-time (VBR-rt) and Constant Bit Rate (CBR). ATM is based on the SCR which is the maximum average cell transmission rate on a given PVC. It allows the network to allocate sufficient network resources to guarantee network performance objectives.

Company does not undertake to originate data, but offers the use of its service components, where available for the purpose of transporting Customer-originated data.

HiBAC Service is ordered under the SR provisions.

## 16.5.4.3 Obligations of Company

In addition to the general conditions described in Section 16.2, when Customer requests a path which is related to other Local Exchange Carriers, Interexchange Carriers or other Frame Relay or ATM networks, Company will provide assistance in establishing the associated PVC.

Company is responsible for service up to and including the network interface. Company's responsibility is limited to the furnishing of communications facilities and switches suitable for HiBAC Service.

In order to perform software updates and other maintenance, it may be necessary to take the equipment associated with HiBAC Service out of service during Company's maintenance window. Company will provide Customers reasonable and timely notification to minimize impacts to Customer's service. Company reserves the right to temporarily interrupt HiBAC Service at other times in emergency situations.

(TR110)

## Access Service

---

SECTION 16 BROADBAND SERVICES

---

## SECTION 16.5 - DESCRIPTION OF DATA SERVICES AND RATES (Continued)

## 16.5.4 High Capacity Broadband Access Cloud (Continued)

## 16.5.4.4 Obligations of Customer

In addition to the general conditions described in Section 16.2 preceding:

Customer must provide compatible equipment in accordance with interface requirements. This equipment is responsible for all error correction that may be required when the network supporting HiBAC Service discards frames.

Customer is responsible for the installation, operation and maintenance of any CPE.

It shall be the responsibility of the customer to ensure the continuing compatibility of the CPE that is used in conjunction with HiBAC Service. The CPE shall be in compliance with FCC rules and regulations.

Customer, upon request, shall furnish such information as may be required to permit Company to design and maintain the HiBAC Service it offers and to assure that the service arrangement is in compliance with the regulations contained herein.

At service subscription, Customer will be expected to specify the PVC CIR capacity and the maximum amount of uncommitted data (Burst Rate or Be) for each frame relay port ordered and the SCR and PCR of the PVC for each ATM port ordered.

Customer shall be responsible for obtaining permission for Company's agents or employees to enter the premises of Customer or its users at any reasonable hour for the purpose of installing, inspecting, repairing, or, upon termination of the service, removing the service components of Company.

## 16.5.4.5 Rate Regulations

## A. Minimum Period

The minimum period for HiBAC Service is one month, except when provided under a Term and Volume Plan (TVP) arrangement. The regulations applicable to HiBAC Service provided under a TVP arrangement are specified under D.

(TR110)

## Access Service

SECTION 16 BROADBAND SERVICES

---

## SECTION 16.5 - DESCRIPTION OF DATA SERVICES AND RATES (Continued)

## 16.5.4 High Capacity Broadband Access Cloud (Continued)

## 16.5.4.5 Rate Regulations (Continued)

## B. Rate Elements

## 1. HiBAC Broadband Access Point

A nonrecurring charge and a monthly rate, based on the bandwidth level of the port connection (i.e., DS3, OC3c or OC12c), apply per port for each digital special access line or Optical Networking connection to the network supporting HiBAC Service. This configuration is used for connecting two networks together for bidirectional messaging. Each port can accommodate multiple PVCs. The Broadband Access Point is also available under a one, three or five-year plan. Company may setup access arrangements on behalf of Customer. Access facilities arranged by Company will be billed at the rates provided by the underlying carrier. Any special construction or non-standard charges assessed by carrier supplying the local access will also be the responsibility of Customer.

## 2. HiBAC UNI Port Only

A nonrecurring charge and a monthly rate, based on the bandwidth level (i.e., 56 Kbps, 128 Kbps, 256 Kbps, 384 Kbps, DS1, DS3 or OC3c) and protocol (ATM or frame relay) of each port connection, apply per port for each digital special access line or Optical Networking connection to the network supporting HiBAC Service. Each port can accommodate multiple PVCs. Company may setup access arrangements on behalf of Customer. Access facilities arranged by Company will be billed at the rates provided by the underlying carrier. Any special construction or non-standard charges assessed by carrier supplying the local access will also be the responsibility of Customer.

## (a) User-to-Network Interface (UNI) Port Only

The UNI port provides for a user to carrier connection (i.e., end user Customer to Company).

## 3. HiBAC UNI Port and Access Line

A nonrecurring charge and a monthly rate, based on the bandwidth level (i.e., 56 Kbps, 128 Kbps, 256 Kbps, 384 Kbps, DS1, DS3 or OC3c) and protocol, ATM or Frame Relay, of the port connection, apply per port for each physical connection to the network supporting HiBAC Service. Each port can accommodate multiple PVCs.

(TR110)

## Access Service

---

SECTION 16 BROADBAND SERVICES

---

## SECTION 16.5 - DESCRIPTION OF DATA SERVICES AND RATES (Continued)

## 16.5.4 High Capacity Broadband Access Cloud (Continued)

## 16.5.4.5 Rate Regulations (Continued)

## B. Rate Elements (Continued)

## 4. HiBAC PVC CIR Capacity and Sustained Cell Rate

A monthly rate and a nonrecurring charge apply for the PVC based on the CIR capacity for frame relay and the SCR for usage with ATM protocol for each port requested by Customer. PVCs utilizing frame relay protocol are available in CIR capacities ranging from 0 - 32 Kbps to 45,000 Kbps.

PVCs using ATM protocol are available with SCR ranging from 0 - 32 Kbps to 135,000 Kbps in various QoS connections. The QoS parameters offered for these PVCs are:

Variable Bit Rate-real time (VBR-rt) - Supports burst data traffic with average and peak traffic parameters which is transported immediately (i.e., LAN and video applications). The VBR-rt is described by values representing SCR. Cells transmitted within the SCR have the highest priority of the VBR traffic, and will not be tagged as eligible for discard.

Variable Bit Rate-Non Real Time (VBR-nrt) - Used for connections in which there is no fixed timing relationship between samples, i.e., burst data traffic with average and peak traffic parameters. The information is stored and transported at a later time (i.e., Frame Relay Service).

Constant Bit Rate (CBR) - Supports connections that depend on precise timing (clocking) to ensure undistorted delivery, i.e., voice and some types of video.

## C. Application of Rates and Charges

Customer may access HiBAC Service via a Broadband Access, a HiBAC UNI Port and Access Line or UNI Port Only. Company may setup access arrangements on behalf of Customer. Access facilities arranged by Company will be billed at the rates provided by the underlying carrier. Any special construction or non-standard charges assessed by carrier supplying the local access will also be the responsibility of Customer.

(TR110)

## Access Service

---

SECTION 16 BROADBAND SERVICES

---

## SECTION 16.5 - DESCRIPTION OF DATA SERVICES AND RATES (Continued)

## 16.5.4 High Capacity Broadband Access Cloud (Continued)

## 16.5.4.5 Rate Regulations (Continued)

## C. Application of Rates and Charges (Continued)

The HiBAC UNI Port (unbundled or bundled with an access line) and its associated PVC segment(s) may be ordered and billed separately from the associated Broadband Access Point. A request by one Customer to discontinue a PVC does not result in the disconnection of the HiBAC UNI Port and Access Line.

A SR is required for the programming and activation of PVCs. If the sum of the port bandwidth utilized by existing and additional PVCs for CBR and VBR-rt services exceeds the bandwidth allotted for these services within the subscribed bandwidth level for that port, additional PVCs will not be added.

The nonrecurring charge will be applied whenever a change is made to Customer's HiBAC Service configuration (including changes to CIR or remapping PVCs), at Customer's request. Such changes are defined as those rearrangements necessary to add or rearrange Customer's configuration, including changes to Customer's selected network service provider.

## D. Term and Volume Plan (TVP)

## 1. General

The terms and conditions specified herein are applicable to HiBAC Service and are in addition to other regulations as specified in this Tariff.

The HiBAC Service TVP will allow Customers discounted access rates based upon the volume and term commitment. Rates will be based upon the TVP selected by Customer.

The HiBAC Frame Relay UNI Port Only, HiBAC Frame Relay UNI Port and Access Line, HiBAC ATM UNI Port Only, HiBAC ATM UNI Port and Access Line rate elements are available under a TVP arrangement.

HiBAC Service TVP rates will not be greater than standard month to month HiBAC Service rates, for the same rate elements.

Payment periods of one, three and five years are available to all Customers under the TVP rates regardless of when they subscribe to a TVP arrangement. Rate elements must be ordered under the same TVP period.

(TR110)

## Access Service

---

SECTION 16 BROADBAND SERVICES

---

## SECTION 16.5 - DESCRIPTION OF DATA SERVICES AND RATES (Continued)

## 16.5.4 High Capacity Broadband Access Cloud (Continued)

## 16.5.4.5 Rate Regulations (Continued)

## D. Term and Volume Plan (TVP) (Continued)

## 1. General (Continued)

Customer must designate on the SR the payment period for the TVP. The volume commitments of the TVP selected must be in service no later than the date the TVP was initiated. The volume commitment of the HiBAC Service is to be maintained for the length of the TVP selected.

Inside moves, as specified in Section 16.4, will not incur termination liability charges.

Outside moves, as specified in Section 16.4, will allow Customer to retain the same TVP payment period. Any other move will be treated as a disconnect of the service and termination liability charges will apply.

## 2. Rate Application

For conversion of existing month to month HiBAC Service to a TVP arrangement, Customer will be required to submit written notification or a change order SR to convert to the TVP. No service or billing interruption will occur when Customer converts from month to month rates to TVP. If no other changes to the service(s) are ordered, no charges will apply.

## 3. Threshold Levels

Rates are applied based on the following HiBAC UNI Port Only and UNI Port and Access Line threshold levels: 2-50, 51-200, 201-500, 501-1,000 and over 1,000 units. A unit is defined as a HiBAC Port Only or Port and Access arrangement.

## 4. Changes to Commitment Quantity or Term

At any time during the plan term, Customer may increase the commitment quantity of UNI Ports or UNI Ports With Access Lines or commitment term to receive a lower threshold rate by submitting written notification to Company.

(TR110)



## Access Service

---

SECTION 16 BROADBAND SERVICES

---

## SECTION 16.5 - DESCRIPTION OF DATA SERVICES AND RATES (Continued)

## 16.5.4 High Capacity Broadband Access Cloud (Continued)

## 16.5.4.5 Rate Regulations (Continued)

## D. Term and Volume Plan (TVP) (Continued)

## 5. TVP Plan Enrollment

When Customer elects to enroll in a TVP he or she must specify, in writing, the enrollment date (which will be the anniversary date) and the commitment quantity for the applicable HiBAC Service arrangement. The specified enrollment date must be within 30 days of receipt. By the specified date, Customer must issue SR(s) to add the TVP and/or convert month to month arrangements to the TVP to fall within the commitment quantity specified.

## 6. Annual Review

Each Customer's TVP will be reviewed annually. Customer will be notified as to the status of the TVP if the in-service quantity of HiBAC Service falls below the volume commitment. An allowance of up to five percent will be considered as still having met the volume commitment. Where Customer has less than the volume commitment quantity for a specified discount, charges will be assessed.

If the total number of in-service quantities qualifies Customer for a different TVP rate, Customer will have the option of increasing the commitment quantity for the remainder of the plan.

When a penalty is assessed at the annual review the number of UNI Ports and UNI Ports and Access Lines in-service will become the commitment quantity for the subsequent years' annual review.

## 7. TVP Conditions

After enrolling in the plan, Customer may delete or add UNI Ports or UNI Ports and Access Lines rated at the specified term period/threshold level rate at any time during the plan. For example, if Customer subscribes to a three year TVP at the 501-1000 UNI Ports threshold level, then UNI Ports may be added at any time at the three year 501-1000 threshold rate level.

(TR110)

## Access Service

---

SECTION 16 BROADBAND SERVICES

---

## SECTION 16.5 - DESCRIPTION OF DATA SERVICES AND RATES (Continued)

## 16.5.4 High Capacity Broadband Access Cloud (Continued)

## 16.5.4.5 Rate Regulations (Continued)

## D. Term and Volume Plan (TVP) (Continued)

## 8. Shortfall Charges for Failing to Meet Commitment

At the annual review, if the total volume in-service does not meet the volume commitment, a payment equal to the difference between the volume of the TVP rate contracted for and the volume obtained plus 10% will be assessed. The payment will be calculated using the prorated HiBAC Service aggregation quantity at the time of the review. Customer may choose to increase the volume commitment within 30 days after enrollment to the TVP and continue the TVP arrangement or choose to be billed on a going forward basis under either a different TVP or under the month to month rates. If after 30 days, the TVP volume levels are not met, the TVP will be automatically changed to the standard month to month rates.

## 9. Changes in Length of TVP Period

Prior to the completion of the selected TVP period, Customer may elect to convert to a new TVP period of the same or different, subject to the following conditions:

- No credit toward the new payment period will be given for payments made under the original TVP arrangement;
- Nonrecurring charges will not be reapplied for existing service(s);
- If the new TVP period is shorter in length than the time remaining under the existing TVP, the change to the new TVP period constitutes a discontinuance of the existing TVP service and termination liability charges apply.

(TR110)

## Access Service

---

SECTION 16 BROADBAND SERVICES

---

## SECTION 16.5 - DESCRIPTION OF DATA SERVICES AND RATES (Continued)

## 16.5.4 High Capacity Broadband Access Cloud (Continued)

## 16.5.4.5 Rate Regulations (Continued)

## D. Term and Volume Plan (TVP) (Continued)

## 10. Renewal Options

Upon expiration of a TVP period, Customer may choose a new TVP period, convert to month-to-month or terminate service. The month to month rates will be those rates that are in effect at the time of conversion. If Customer fails to make a choice by the end of the TVP period, the HiBAC Service will continue billing at the existing term and volume commitment level rates and a new TVP period will begin based on the previously effective term and volume commitment. All terms and conditions, including termination liabilities will apply to the new TVP period.

Conversion to a different TVP period will require Customer to submit a change order SR. Conversion of existing TVP service to a different TVP period will be allowed without application of any nonrecurring charges.

Conversion to month to month rates will be treated as a disconnect of service and establishment of new service. However, if no other changes are ordered, no charge will apply.

## 11. Notification of Discontinuance

A SR for discontinuance of a TVP arrangement must be received by Company at least 30 days prior to actual disconnect of service. Recurring charges will apply for a period of 30 days from the date Company receives disconnect notification or until the requested disconnect date, whichever period is longer.

(TR110)

## Access Service

---

SECTION 16 BROADBAND SERVICES

---

## SECTION 16.5 - DESCRIPTION OF DATA SERVICES AND RATES (Continued)

## 16.5.4 High Capacity Broadband Access Cloud (Continued)

## 16.5.4.5 Rate Regulations (Continued)

## D. Term and Volume Plan (TVP) (Continued)

## 12. Upgrade to Higher Speed Service

Customers may elect to upgrade service(s) to a higher speed during a TVP period. The upgraded service will be subject to all appropriate NRCs in addition to the following conditions:

- Both the existing and the new services are provided solely by Company;
- The order to discontinue a service at an existing speed or capacity and the order for the upgraded service are received by Company at the same time;
- The new service will be provided at the same Customer location(s) as the discontinued service;
- The higher speed term commitment must be equal to or longer than the time remaining under the TVP;
- The total monthly rate of the new agreement is equal to or greater than the total monthly rate of the existing agreement period;
- The monthly rates for the upgraded service(s) and/or service elements will be those in effect at the time of the service upgrade. The upgraded service will be subject to all appropriate nonrecurring charges;
- Termination liability charges will not apply as long as the upgraded service remains connected at the same point of termination(s).

## 13. Termination Liability

When a TVP service is discontinued prior to the end of the commitment period, termination liability charges will apply, as set forth below, based on the remainder of the TVP period in effect at the time of disconnect. The termination liability is also applicable to the HiBAC Broadband Access Point.

One Year TVP - 50% of any remaining portion of the first year's recurring charges for the in-service quantity.

Three Year TVP - 50% of any remaining portion of the first year's recurring charges. In addition, for any remaining portion of the second and third years, Customer will be liable for 10% of the total monthly recurring charges in that time period.

(TR110)

## Access Service

---

SECTION 16 BROADBAND SERVICES

---

## SECTION 16.5 - DESCRIPTION OF DATA SERVICES AND RATES (Continued)

## 16.5.4 High Capacity Broadband Access Cloud (Continued)

## 16.5.4.5 Rate Regulations (Continued)

## D. Term and Volume Plan (TVP) (Continued)

## 13. Termination Liability (Continued)

Five Year TVP - 50% of any remaining portion of the first year's recurring charges. In addition, for any remaining portion of the second through fifth years, Customer will be liable for 15% of the total monthly recurring charges in that time period.

## 14. Termination Without Liability

During the term of the existing TVP, Customer may, at their option, terminate the TVP arrangement without penalty or liability should the rates increase due to Company action.

(TR110)

## Access Service

## SECTION 16 BROADBAND SERVICES

## SECTION 16.5 - DESCRIPTION OF DATA SERVICES AND RATES (Continued)

16.5.4 High Capacity Broadband Access Cloud (Continued)16.5.4.6 Rates

## A. Standard Arrangements

1. HiBAC ATM DS3 Broadband Access Point, each					
	Nonrecurring Charge	Monthly Rate	One Year Rate	Three Year Rate	Five Year Rate
Kentucky	1,500.00	340.00	330.00	325.00	320.00
2. HiBAC ATM OC3c Broadband Access Point, each					
	Nonrecurring Charge	Monthly Rate	One Year Rate	Three Year Rate	Five Year Rate
Kentucky	1,500.00	530.00	520.00	510.00	505.00
3. HiBAC ATM OC12c Broadband Access Point, each					
	Nonrecurring Charge	Monthly Rate	One Year Rate	Three Year Rate	Five Year Rate
Kentucky	2,000.00	1,450.00	1,400.00	1,390.00	1,380.00

(TR110)

## Access Service

## SECTION 16 BROADBAND SERVICES

## SECTION 16.5 - DESCRIPTION OF DATA SERVICES AND RATES (Continued)

16.5.4 High Capacity Broadband Access Cloud (Continued)16.5.4.6 Rates (Continued)

## B. Standard Monthly and Term and Volume Plan

## 1. HiBAC Frame Relay 56 Kbps UNI Port Only, each

		<u>Term and Volume Plan</u> 2 - 50 Units			
	Nonrecurring Charge*	Standard Monthly Rate	One Year Rate	Three Year Rate	Five Year Rate
Kentucky	80.00	27.00	25.00	24.00	23.00
		<u>Term and Volume Plan</u> 51 - 200 Units			
		One Year Rate	Three Year Rate	Five Year Rate	
Kentucky		24.00	23.00	22.00	
		<u>Term and Volume Plan</u> 201 - 500 Units			
		One Year Rate	Three Year Rate	Five Year Rate	
Kentucky		23.00	22.00	21.00	
		<u>Term and Volume Plan</u> 501 - 1000 Units			
		One Year Rate	Three Year Rate	Five Year Rate	
Kentucky		22.00	21.00	20.00	
		<u>Term and Volume Plan</u> Over 1000 Units			
		One Year Rate	Three Year Rate	Five Year Rate	
Kentucky		21.00	20.00	19.00	

\* This is for all units.

(TR110)

## Access Service

## SECTION 16 BROADBAND SERVICES

## SECTION 16.5 - DESCRIPTION OF DATA SERVICES AND RATES (Continued)

16.5.4 High Capacity Broadband Access Cloud (Continued)16.5.4.6 Rates (Continued)

## B. Standard Monthly and Term and Volume Plan (Continued)

## 2. HiBAC Frame Relay 128 Kbps UNI Port Only, each

<u>Term and Volume Plan</u> 2 - 50 Units					
	<u>Nonrecurring Charge*</u>	<u>Standard Monthly Rate</u>	<u>One Year Rate</u>	<u>Three Year Rate</u>	<u>Five Year Rate</u>
Kentucky	150.00	80.00	79.00	77.00	75.00
<u>Term and Volume Plan</u> 51 - 200 Units					
		<u>One Year Rate</u>	<u>Three Year Rate</u>	<u>Five Year Rate</u>	
Kentucky		77.00	75.00	73.00	
<u>Term and Volume Plan</u> 201 - 500 Units					
		<u>One Year Rate</u>	<u>Three Year Rate</u>	<u>Five Year Rate</u>	
Kentucky		75.00	70.00	65.00	
<u>Term and Volume Plan</u> 501 - 1000 Units					
		<u>One Year Rate</u>	<u>Three Year Rate</u>	<u>Five Year Rate</u>	
Kentucky		73.00	65.00	63.00	
<u>Term and Volume Plan</u> Over 1000 Units					
		<u>One Year Rate</u>	<u>Three Year Rate</u>	<u>Five Year Rate</u>	
Kentucky		65.00	63.00	56.00	

(TR110)



## Access Service

## SECTION 16 BROADBAND SERVICES

## SECTION 16.5 - DESCRIPTION OF DATA SERVICES AND RATES (Continued)

16.5.4 High Capacity Broadband Access Cloud (Continued)16.5.4.6 Rates (Continued)

## B. Standard Monthly and Term and Volume Plan (Continued)

## 3. HiBAC Frame Relay 256 Kbps UNI Port Only, each

<u>Term and Volume Plan</u> 2 - 50 Units					
	Nonrecurring Charge*	Standard Monthly Rate	One Year Rate	Three Year Rate	Five Year Rate
Kentucky	150.00	123.00	119.00	116.00	113.00
<u>Term and Volume Plan</u> 51 - 200 Units					
		One Year Rate	Three Year Rate	Five Year Rate	
Kentucky		116.00	113.00	109.00	
<u>Term and Volume Plan</u> 201 - 500 Units					
		One Year Rate	Three Year Rate	Five Year Rate	
Kentucky		113.00	105.00	98.00	
<u>Term and Volume Plan</u> 501 - 1000 Units					
		One Year Rate	Three Year Rate	Five Year Rate	
Kentucky		109.00	98.00	94.00	
<u>Term and Volume Plan</u> Over 1000 Units					
		One Year Rate	Three Year Rate	Five Year Rate	
Kentucky		98.00	94.00	84.00	

\* This is for all units.

(TR110)

## Access Service

## SECTION 16 BROADBAND SERVICES

## SECTION 16.5 - DESCRIPTION OF DATA SERVICES AND RATES (Continued)

16.5.4 High Capacity Broadband Access Cloud (Continued)16.5.4.6 Rates (Continued)

## B. Standard Monthly and Term and Volume Plan (Continued)

## 4. HiBAC Frame Relay 384 Kbps UNI Port Only, each

		<u>Term and Volume Plan</u> 2 - 50 Units			
	<u>Nonrecurring Charge*</u>	<u>Standard Monthly Rate</u>	<u>One Year Rate</u>	<u>Three Year Rate</u>	<u>Five Year Rate</u>
Kentucky	150.00	165.00	158.00	154.00	150.00
		<u>Term and Volume Plan</u> 51 - 200 Units			
		<u>One Year Rate</u>	<u>Three Year Rate</u>	<u>Five Year Rate</u>	
Kentucky		154.00	150.00	145.00	
		<u>Term and Volume Plan</u> 201 - 500 Units			
		<u>One Year Rate</u>	<u>Three Year Rate</u>	<u>Five Year Rate</u>	
Kentucky		150.00	140.00	130.00	
		<u>Term and Volume Plan</u> 501 - 1000 Units			
		<u>One Year Rate</u>	<u>Three Year Rate</u>	<u>Five Year Rate</u>	
Kentucky		144.00	130.00	125.00	
		<u>Term and Volume Plan</u> Over 1000 Units			
		<u>One Year Rate</u>	<u>Three Year Rate</u>	<u>Five Year Rate</u>	
Kentucky		130.00	125.00	112.00	

\* This is for all units.

(TR110)

## Access Service

## SECTION 16 BROADBAND SERVICES

## SECTION 16.5 - DESCRIPTION OF DATA SERVICES AND RATES (Continued)

16.5.4 High Capacity Broadband Access Cloud (Continued)16.5.4.6 Rates (Continued)

## B. Standard Monthly and Term and Volume Plan (Continued)

## 5. HiBAC Frame Relay DS1 UNI Port Only, each

<u>Term and Volume Plan</u> 2 - 50 Units					
	Nonrecurring <u>Charge*</u>	Standard Monthly <u>Rate</u>	One Year <u>Rate</u>	Three Year <u>Rate</u>	Five Year <u>Rate</u>
Kentucky	395.00	255.00	249.00	242.00	236.00
<u>Term and Volume Plan</u> 51 - 200 Units					
		One Year <u>Rate</u>	Three Year <u>Rate</u>	Five Year <u>Rate</u>	
Kentucky		242.00	236.00	227.00	
<u>Term and Volume Plan</u> 201 - 500 Units					
		One Year <u>Rate</u>	Three Year <u>Rate</u>	Five Year <u>Rate</u>	
Kentucky		236.00	220.00	205.00	
<u>Term and Volume Plan</u> 501 - 1000 Units					
		One Year <u>Rate</u>	Three Year <u>Rate</u>	Five Year <u>Rate</u>	
Kentucky		227.00	205.00	196.00	
<u>Term and Volume Plan</u> Over 1000 Units					
		One Year <u>Rate</u>	Three Year <u>Rate</u>	Five Year <u>Rate</u>	
Kentucky		205.00	196.00	176.00	

\* This is for all units.

(TR110)

## Access Service

## SECTION 16 BROADBAND SERVICES

## SECTION 16.5 - DESCRIPTION OF DATA SERVICES AND RATES (Continued)

16.5.4 High Capacity Broadband Access Cloud (Continued)16.5.4.6 Rates (Continued)

## B. Standard Monthly and Term and Volume Plan (Continued)

## 6. HIBAC Frame Relay DS3 UNI Port Only, each

		<u>Term and Volume Plan</u> 2 - 50 Units			
	<u>Nonrecurring Charge*</u>	<u>Standard Monthly Rate</u>	<u>One Year Rate</u>	<u>Three Year Rate</u>	<u>Five Year Rate</u>
Kentucky	395.00	1,440.00	1,390.00	1,353.00	1,316.00
		<u>Term and Volume Plan</u> 51 - 200 Units			
		<u>One Year Rate</u>	<u>Three Year Rate</u>	<u>Five Year Rate</u>	
Kentucky		1,353.00	1,316.00	1,267.00	
		<u>Term and Volume Plan</u> 201 - 500 Units			
		<u>One Year Rate</u>	<u>Three Year Rate</u>	<u>Five Year Rate</u>	
Kentucky		1,316.00	1,230.00	1,144.00	
		<u>Term and Volume Plan</u> 501 - 1000 Units			
		<u>One Year Rate</u>	<u>Three Year Rate</u>	<u>Five Year Rate</u>	
Kentucky		1,267.00	1,144.00	1,095.00	
		<u>Term and Volume Plan</u> Over 1000 Units			
		<u>One Year Rate</u>	<u>Three Year Rate</u>	<u>Five Year Rate</u>	
Kentucky		1,144.00	1,095.00	984.00	

- This is for all units.

(TR110)

## Access Service

## SECTION 16 BROADBAND SERVICES

## SECTION 16.5 - DESCRIPTION OF DATA SERVICES AND RATES (Continued)

16.5.4 High Capacity Broadband Access Cloud (Continued)16.5.4.6 Rates (Continued)

## B. Standard Monthly and Term and Volume Plan (Continued)

## 7. HiBAC ATM DS1 UNI Port Only, each

		<u>Term and Volume Plan</u> 2 - 50 Units			
	Nonrecurring <u>Charge*</u>	Standard Monthly <u>Rate</u>	One Year <u>Rate</u>	Three Year <u>Rate</u>	Five Year <u>Rate</u>
Kentucky	650.00	205.00	198.00	193.00	188.00
		<u>Term and Volume Plan</u> 51 - 200 Units			
		One Year <u>Rate</u>	Three Year <u>Rate</u>	Five Year <u>Rate</u>	
Kentucky		193.00	188.00	181.00	
		<u>Term and Volume Plan</u> 201 - 500 Units			
		One Year <u>Rate</u>	Three Year <u>Rate</u>	Five Year <u>Rate</u>	
Kentucky		188.00	175.00	163.00	
		<u>Term and Volume Plan</u> 501 - 1000 Units			
		One Year <u>Rate</u>	Three Year <u>Rate</u>	Five Year <u>Rate</u>	
Kentucky		181.00	163.00	156.00	
		<u>Term and Volume Plan</u> Over 1000 Units			
		One Year <u>Rate</u>	Three Year <u>Rate</u>	Five Year <u>Rate</u>	
Kentucky		163.00	156.00	140.00	

\* This is for all units.

(TR110)

## Access Service

## SECTION 16 BROADBAND SERVICES

## SECTION 16.5 - DESCRIPTION OF DATA SERVICES AND RATES (Continued)

16.5.4 High Capacity Broadband Access Cloud (Continued)16.5.4.6 Rates (Continued)

## B. Standard Monthly and Term and Volume Plan (Continued)

## 8. HiBAC ATM DS3 UNI Port Only, each

	Standard Nonrecurring Charge*	<u>Term and Volume Plan</u> 2 - 50 Units			
		Monthly Rate	One Year Rate	Three Year Rate	Five Year Rate
Kentucky	1,500.00	375.00	368.00	356.00	346.00
<u>Term and Volume Plan</u> 51 - 200 Units					
		One Year Rate	Three Year Rate	Five Year Rate	
Kentucky		358.00	348.00	335.00	
<u>Term and Volume Plan</u> 201 - 500 Units					
		One Year Rate	Three Year Rate	Five Year Rate	
Kentucky		348.00	325.00	303.00	
<u>Term and Volume Plan</u> 501 - 1000 Units					
		One Year Rate	Three Year Rate	Five Year Rate	
Kentucky		335.00	303.00	290.00	
<u>Term and Volume Plan</u> Over 1000 Units					
		One Year Rate	Three Year Rate	Five Year Rate	
Kentucky		303.00	290.00	260.00	

\* This is for all units.

(TR110)

## Access Service

## SECTION 16 BROADBAND SERVICES

## SECTION 16.5 - DESCRIPTION OF DATA SERVICES AND RATES (Continued)

16.5.4 High Capacity Broadband Access Cloud (Continued)16.5.4.6 Rates (Continued)

## B. Standard Monthly and Term and Volume Plan (Continued)

## 9. HiBAC ATM OC3c UNI Port Only, each

		<u>Term and Volume Plan</u> 2 - 50 Units			
	<u>Nonrecurring Charge*</u>	<u>Standard Monthly Rate</u>	<u>One Year Rate</u>	<u>Three Year Rate</u>	<u>Five Year Rate</u>
Kentucky	1,500.00	595.00	577.00	561.00	546.00
		<u>Term and Volume Plan</u> 51 - 200 Units			
		<u>One Year Rate</u>	<u>Three Year Rate</u>	<u>Five Year Rate</u>	
Kentucky		561.00	546.00	526.00	
		<u>Term and Volume Plan</u> 201 - 500 Units			
		<u>One Year Rate</u>	<u>Three Year Rate</u>	<u>Five Year Rate</u>	
Kentucky		546.00	510.00	475.00	
		<u>Term and Volume Plan</u> 501 - 1000 Units			
		<u>One Year Rate</u>	<u>Three Year Rate</u>	<u>Five Year Rate</u>	
Kentucky		526.00	475.00	454.00	
		<u>Term and Volume Plan</u> Over 1000 Units			
		<u>One Year Rate</u>	<u>Three Year Rate</u>	<u>Five Year Rate</u>	
Kentucky		475.00	454.00	425.00	

\* This is for all units.

(TR110)

## Access Service

## SECTION 16 BROADBAND SERVICES

## SECTION 16.5 - DESCRIPTION OF DATA SERVICES AND RATES (Continued)

16.5.4 High Capacity Broadband Access Cloud (Continued)16.5.4.6 Rates (Continued)

## B. Standard Monthly and Term and Volume Plan (Continued)

## 10. HiBAC Frame Relay 56 Kbps UNI Port and Access Line, each

		<u>Term and Volume Plan</u> 2 - 50 Units			
	Nonrecurring <u>Charge*</u>	Standard Monthly <u>Rate</u>	One Year <u>Rate</u>	Three Year <u>Rate</u>	Five Year <u>Rate</u>
Kentucky	295.00	115.00	108.00	105.00	102.00
		<u>Term and Volume Plan</u> 51 - 200 Units			
		One Year <u>Rate</u>	Three Year <u>Rate</u>	Five Year <u>Rate</u>	
Kentucky		105.00	102.00	98.00	
		<u>Term and Volume Plan</u> 201 - 500 Units			
		One Year <u>Rate</u>	Three Year <u>Rate</u>	Five Year <u>Rate</u>	
Kentucky		102.00	95.00	89.00	
		<u>Term and Volume Plan</u> 501 - 1000 Units			
		One Year <u>Rate</u>	Three Year <u>Rate</u>	Five Year <u>Rate</u>	
Kentucky		98.00	89.00	85.00	
		<u>Term and Volume Plan</u> Over 1000 Units			
		One Year <u>Rate</u>	Three Year <u>Rate</u>	Five Year <u>Rate</u>	
Kentucky		89.00	85.00	76.00	

\* This is for all units.

(TR110)



## Access Service

## SECTION 16 BROADBAND SERVICES

## SECTION 16.5 - DESCRIPTION OF DATA SERVICES AND RATES (Continued)

16.5.4 High Capacity Broadband Access Cloud (Continued)16.5.4.6 Rates (Continued)

## B. Standard Monthly and Term and Volume Plan (Continued)

## 11. HiBAC Frame Relay 128 Kbps UNI Port and Access Line, each

		<u>Term and Volume Plan</u> 2 - 50 Units			
	<u>Nonrecurring Charge*</u>	<u>Standard Monthly Rate</u>	<u>One Year Rate</u>	<u>Three Year Rate</u>	<u>Five Year Rate</u>
Kentucky	395.00	195.00	187.00	182.00	177.00
		<u>Term and Volume Plan</u> 51 - 200 Units			
		<u>One Year Rate</u>	<u>Three Year Rate</u>	<u>Five Year Rate</u>	
Kentucky		182.00	177.00	170.00	
		<u>Term and Volume Plan</u> 201 - 500 Units			
		<u>One Year Rate</u>	<u>Three Year Rate</u>	<u>Five Year Rate</u>	
Kentucky		177.00	165.00	154.00	
		<u>Term and Volume Plan</u> 501 - 1000 Units			
		<u>One Year Rate</u>	<u>Three Year Rate</u>	<u>Five Year Rate</u>	
Kentucky		170.00	154.00	147.00	
		<u>Term and Volume Plan</u> Over 1000 Units			
		<u>One Year Rate</u>	<u>Three Year Rate</u>	<u>Five Year Rate</u>	
Kentucky		154.00	147.00	132.00	

\* This is for all units.

(TR110)

## Access Service

## SECTION 16 BROADBAND SERVICES

## SECTION 16.5 - DESCRIPTION OF DATA SERVICES AND RATES (Continued)

16.5.4 High Capacity Broadband Access Cloud (Continued)16.5.4.6 Rates (Continued)

## B. Standard Monthly and Term and Volume Plan (Continued)

## 12. HiBAC Frame Relay 256 Kbps UNI Port and Access Line, each

		<u>Term and Volume Plan</u> 2 - 50 Units			
	<u>Nonrecurring Charge*</u>	<u>Standard Monthly Rate</u>	<u>One Year Rate</u>	<u>Three Year Rate</u>	<u>Five Year Rate</u>
Kentucky	395.00	275.00	266.00	259.00	252.00
		<u>Term and Volume Plan</u> 51 - 200 Units			
		<u>One Year Rate</u>	<u>Three Year Rate</u>	<u>Five Year Rate</u>	
Kentucky		259.00	252.00	242.00	
		<u>Term and Volume Plan</u> 201 - 500 Units			
		<u>One Year Rate</u>	<u>Three Year Rate</u>	<u>Five Year Rate</u>	
Kentucky		252.00	235.00	219.00	
		<u>Term and Volume Plan</u> 501 - 1000 Units			
		<u>One Year Rate</u>	<u>Three Year Rate</u>	<u>Five Year Rate</u>	
Kentucky		242.00	219.00	209.00	
		<u>Term and Volume Plan</u> Over 1000 Units			
		<u>One Year Rate</u>	<u>Three Year Rate</u>	<u>Five Year Rate</u>	
Kentucky		219.00	209.00	188.00	

\* This is for all units.

(TR110)

## Access Service

## SECTION 16 BROADBAND SERVICES

## SECTION 16.5 - DESCRIPTION OF DATA SERVICES AND RATES (Continued)

16.5.4 High Capacity Broadband Access Cloud (Continued)16.5.4.6 Rates (Continued)

## B. Standard Monthly and Term and Volume Plan (Continued)

## 13. HiBAC Frame Relay 384 Kbps UNI Port and Access Line, each

		<u>Term and Volume Plan</u> 2 - 50 Units			
	<u>Nonrecurring Charge*</u>	<u>Standard Monthly Rate</u>	<u>One Year Rate</u>	<u>Three Year Rate</u>	<u>Five Year Rate</u>
Kentucky	395.00	385.00	379.00	369.00	359.00
		<u>Term and Volume Plan</u> 51 - 200 Units			
		<u>One Year Rate</u>	<u>Three Year Rate</u>	<u>Five Year Rate</u>	
Kentucky		369.00	359.00	345.00	
		<u>Term and Volume Plan</u> 201 - 500 Units			
		<u>One Year Rate</u>	<u>Three Year Rate</u>	<u>Five Year Rate</u>	
Kentucky		359.00	335.00	312.00	
		<u>Term and Volume Plan</u> 501 - 1000 Units			
		<u>One Year Rate</u>	<u>Three Year Rate</u>	<u>Five Year Rate</u>	
Kentucky		345.00	312.00	298.00	
		<u>Term and Volume Plan</u> Over 1000 Units			
		<u>One Year Rate</u>	<u>Three Year Rate</u>	<u>Five Year Rate</u>	
Kentucky		312.00	298.00	268.00	

\* This is for all units.

(TR110)

## Access Service

## SECTION 16 BROADBAND SERVICES

## SECTION 16.5 - DESCRIPTION OF DATA SERVICES AND RATES (Continued)

16.5.4 High Capacity Broadband Access Cloud (Continued)16.5.4.6 Rates (Continued)

## B. Standard Monthly and Term and Volume Plan (Continued)

## 14. HiBAC Frame Relay DS1 UNI Port and Access Line, each

		<u>Term and Volume Plan</u> 2 - 50 Units			
	Nonrecurring <u>Charge*</u>	Standard Monthly <u>Rate</u>	One Year <u>Rate</u>	Three Year <u>Rate</u>	Five Year <u>Rate</u>
Kentucky	395.00	575.00	554.00	539.00	525.00
		<u>Term and Volume Plan</u> 51 - 200 Units			
		One Year <u>Rate</u>	Three Year <u>Rate</u>	Five Year <u>Rate</u>	
Kentucky		539.00	525.00	505.00	
		<u>Term and Volume Plan</u> 201 - 500 Units			
		One Year <u>Rate</u>	Three Year <u>Rate</u>	Five Year <u>Rate</u>	
Kentucky		525.00	490.00	456.00	
		<u>Term and Volume Plan</u> 501 - 1000 Units			
		One Year <u>Rate</u>	Three Year <u>Rate</u>	Five Year <u>Rate</u>	
Kentucky		505.00	456.00	436.00	
		<u>Term and Volume Plan</u> Over 1000 Units			
		One Year <u>Rate</u>	Three Year <u>Rate</u>	Five Year <u>Rate</u>	
Kentucky		456.00	436.00	392.00	

\* This is for all units.

(TR110)

## Access Service

## SECTION 16 BROADBAND SERVICES

## SECTION 16.5 - DESCRIPTION OF DATA SERVICES AND RATES (Continued)

16.5.4 High Capacity Broadband Access Cloud (Continued)16.5.4.6 Rates (Continued)

## B. Standard Monthly and Term and Volume Plan (Continued)

## 15. HiBAC Frame Relay DS3 UNI Port and Access Line, each

		<u>Term and Volume Plan</u> 2 - 50 Units			
	<u>Nonrecurring Charge*</u>	<u>Standard Monthly Rate</u>	<u>One Year Rate</u>	<u>Three Year Rate</u>	<u>Five Year Rate</u>
Kentucky	895.00	3,570.00	3,650.00	3,553.00	3,456.00
		<u>Term and Volume Plan</u> 51 - 200 Units			
		<u>One Year Rate</u>	<u>Three Year Rate</u>	<u>Five Year Rate</u>	
Kentucky		3,553.00	3,456.00	3,327.00	
		<u>Term and Volume Plan</u> 201 - 500 Units			
		<u>One Year Rate</u>	<u>Three Year Rate</u>	<u>Five Year Rate</u>	
Kentucky		3,456.00	3,230.00	3,004.00	
		<u>Term and Volume Plan</u> 501 - 1000 Units			
		<u>One Year Rate</u>	<u>Three Year Rate</u>	<u>Five Year Rate</u>	
Kentucky		3,327.00	3,004.00	2,875.00	
		<u>Term and Volume Plan</u> Over 1000 Units			
		<u>One Year Rate</u>	<u>Three Year Rate</u>	<u>Five Year Rate</u>	
Kentucky		3,004.00	2,875.00	2,584.00	
Wisconsin		3,004.00	2,875.00	2,584.00	

\* This is for all units.

(TR110)

## Access Service

## SECTION 16 BROADBAND SERVICES

## SECTION 16.5 - DESCRIPTION OF DATA SERVICES AND RATES (Continued)

16.5.4 High Capacity Broadband Access Cloud (Continued)16.5.4.6 Rates (Continued)

## B. Standard Monthly and Term and Volume Plan (Continued)

## 16. HiBAC ATM DS1 UNI Port and Access Line, each

		<u>Term and Volume Plan</u> 2 - 50 Units			
	Nonrecurring <u>Charge*</u>	Standard Monthly <u>Rate</u>	One Year <u>Rate</u>	Three Year <u>Rate</u>	Five Year <u>Rate</u>
Kentucky	1,500.00	460.00	447.00	435.00	423.00
		<u>Term and Volume Plan</u> 51 - 200 Units			
		One Year <u>Rate</u>	Three Year <u>Rate</u>	Five Year <u>Rate</u>	
Kentucky		435.00	423.00	407.00	
		<u>Term and Volume Plan</u> 201 - 500 Units			
		One Year <u>Rate</u>	Three Year <u>Rate</u>	Five Year <u>Rate</u>	
Kentucky		423.00	395.00	368.00	
		<u>Term and Volume Plan</u> 501 - 1000 Units			
		One Year <u>Rate</u>	Three Year <u>Rate</u>	Five Year <u>Rate</u>	
Kentucky		407.00	368.00	352.00	
		<u>Term and Volume Plan</u> Over 1000 Units			
		One Year <u>Rate</u>	Three Year <u>Rate</u>	Five Year <u>Rate</u>	
Kentucky		368.00	352.00	316.00	

\* This is for all units.

(TR110)

## Access Service

## SECTION 16 BROADBAND SERVICES

## SECTION 16.5 - DESCRIPTION OF DATA SERVICES AND RATES (Continued)

16.5.4 High Capacity Broadband Access Cloud (Continued)16.5.4.6 Rates (Continued)

## B. Standard Monthly and Term and Volume Plan (Continued)

## 17. HiBAC ATM DS3 UNI Port and Access Line, each

		<u>Term and Volume Plan</u> 2 - 50 Units			
	Nonrecurring <u>Charge*</u>	Standard Monthly <u>Rate</u>	One Year <u>Rate</u>	Three Year <u>Rate</u>	Five Year <u>Rate</u>
Kentucky	3,000.00	2,275.00	2,204.00	2,145.00	2,087.00
		<u>Term and Volume Plan</u> 51 - 200 Units			
		One Year <u>Rate</u>	Three Year <u>Rate</u>	Five Year <u>Rate</u>	
Kentucky		2,145.00	2,087.00	2,009.00	
		<u>Term and Volume Plan</u> 201 - 500 Units			
		One Year <u>Rate</u>	Three Year <u>Rate</u>	Five Year <u>Rate</u>	
Kentucky		2,087.00	1,950.00	1,814.00	
		<u>Term and Volume Plan</u> 501 - 1000 Units			
		One Year <u>Rate</u>	Three Year <u>Rate</u>	Five Year <u>Rate</u>	
Kentucky		2,009.00	1,814.00	1,736.00	
		<u>Term and Volume Plan</u> Over 1000 Units			
		One Year <u>Rate</u>	Three Year <u>Rate</u>	Five Year <u>Rate</u>	
Kentucky		1,814.00	1,736.00	1,560.00	

\* This is for all units.

(TR110)

## Access Service

## SECTION 16 BROADBAND SERVICES

## SECTION 16.5 - DESCRIPTION OF DATA SERVICES AND RATES (Continued)

16.5.4 High Capacity Broadband Access Cloud (Continued)16.5.4.6 Rates (Continued)

## B. Standard Monthly and Term and Volume Plan (Continued)

## 18. HiBAC ATM OC3c UNI Port and Access Line, each

		<u>Term and Volume Plan</u> 2 - 50 Units			
	Nonrecurring <u>Charge*</u>	Standard Monthly <u>Rate</u>	One Year <u>Rate</u>	Three Year <u>Rate</u>	Five Year <u>Rate</u>
Kentucky	3,000.00	2,275.00	2,204.00	2,145.00	2,087.00
		<u>Term and Volume Plan</u> 51 - 200 Units			
		One Year <u>Rate</u>	Three Year <u>Rate</u>	Five Year <u>Rate</u>	
Kentucky		2,145.00	2,087.00	2,009.00	
		<u>Term and Volume Plan</u> 201 - 500 Units			
		One Year <u>Rate</u>	Three Year <u>Rate</u>	Five Year <u>Rate</u>	
Kentucky		2,087.00	1,950.00	1,814.00	
		<u>Term and Volume Plan</u> 501 - 1000 Units			
		One Year <u>Rate</u>	Three Year <u>Rate</u>	Five Year <u>Rate</u>	
Kentucky		2,009.00	1,814.00	1,736.00	
		<u>Term and Volume Plan</u> Over 1000 Units			
		One Year <u>Rate</u>	Three Year <u>Rate</u>	Five Year <u>Rate</u>	
Kentucky		1,814.00	1,736.00	1,560.00	

\* This is for all units.

(TR110)



## Access Service

## SECTION 16 BROADBAND SERVICES

## SECTION 16.5 - DESCRIPTION OF DATA SERVICES AND RATES (Continued)

16.5.4 High Capacity Broadband Access Cloud (Continued)16.5.4.6 Rates (Continued)

## C. HiBAC Frame Relay Permanent Virtual Circuit, each

## 1. Based on CIR Requested

	Nonrecurring <u>Charge*</u>	0 - 32 <u>Kbps</u>	33 - 64 <u>Kbps</u>	65 - 96 <u>Kbps</u>	97 - 128 <u>Kbps</u>
Kentucky	29.00	8.00	15.00	22.00	27.00
	129 - 192 <u>Kbps</u>	193 - 256 <u>Kbps</u>	257 - 320 <u>Kbps</u>	321 - 384 <u>Kbps</u>	385 - 512 <u>Kbps</u>
Kentucky	36.00	42.00	48.00	54.00	60.00
	513 - 768 <u>Kbps</u>	769 - 1152 <u>Kbps</u>	1153 - 1536 <u>Kbps</u>	1537 - 4000 <u>Kbps</u>	
Kentucky	70.00	80.00	90.00	120.00	
	4001-10000 <u>Kbps</u>	10001-15000 <u>Kbps</u>	15001-20000 <u>Kbps</u>	20001-25000 <u>Kbps</u>	
Kentucky	250.00	330.00	410.00	490.00	
	25001-30000 <u>Kbps</u>	30001-35000 <u>Kbps</u>	35001-40000 <u>Kbps</u>	40001-45000 <u>Kbps</u>	
Kentucky	570.00	650.00	730.00	800.00	

\* This is for all speeds.

(TR110)

## Access Service

## SECTION 16 BROADBAND SERVICES

## SECTION 16.5 - DESCRIPTION OF DATA SERVICES AND RATES (Continued)

16.5.4 High Capacity Broadband Access Cloud (Continued)16.5.4.6 Rates (Continued)

## D. HiBAC ATM Permanent Virtual Circuit, each

## 1. VBR-nrt, based on SCR Requested

	<u>Nonrecurring Charge*</u>	<u>0 - 32 Kbps</u>	<u>33 - 64 Kbps</u>	<u>65 - 96 Kbps</u>	<u>97 - 128 Kbps</u>
Kentucky	29.00	8.00	15.00	22.00	29.00
		<u>12 -192 Kbps</u>	<u>193-256 Kbps</u>	<u>257-320 Kbps</u>	<u>321-384 Kbps</u>
Kentucky	36.00	42.00	48.00	54.00	60.00
		<u>513-768 Kbps</u>	<u>769-1152 Kbps</u>	<u>1153-1536 Kbps</u>	<u>1537-4000 Kbps</u>
Kentucky		65.00	70.00	75.00	120.00
		<u>4001-10000 Kbps</u>	<u>10001-15000 Kbps</u>	<u>15001-20000 Kbps</u>	<u>20001-25000 Kbps</u>
Kentucky		250.00	330.00	410.00	490.00
		<u>25001-30000 Kbps</u>	<u>30001-35000 Kbps</u>	<u>35001-40000 Kbps</u>	<u>40001-45000 Kbps</u>
Kentucky		570.00	650.00	730.00	800.00
		<u>45001-90000 Kbps</u>	<u>90001-135000 Kbps</u>		
Kentucky		1,500.00	2,400.00		

\* This is for all speeds.

(TR110)

## Access Service

## SECTION 16 BROADBAND SERVICES

## SECTION 16.5 - DESCRIPTION OF DATA SERVICES AND RATES (Continued)

16.5.4 High Capacity Broadband Access Cloud (Continued)16.5.4.6 Rates (Continued)

## D. HiBAC ATM Permanent Virtual Circuit, each

## 2. VBR-rt, Based on SCR Requested

	Nonrecurring Charge*	0 - 32 Kbps	33 - 64 Kbps	65 - 96 Kbps	97 - 128 Kbps
Kentucky	29.00	10.00	18.75	27.50	36.25
	129 - 192 Kbps	193 - 256 Kbps	257 - 320 Kbps	321 - 384 Kbps	385 - 512 Kbps
Kentucky	45.00	52.50	60.00	67.50	75.00
	513 - 768 Kbps	769 - 1152 Kbps	1153 - 1536 Kbps	1537 - 4000 Kbps	
Kentucky	81.25	87.50	93.75	150.00	
	4001-10000 Kbps	10001-15000 Kbps	15001-20000 Kbps	20001-25000 Kbps	
Kentucky	312.50	412.50	512.50	612.50	
	25001-30000 Kbps	30001-35000 Kbps	35001-40000 Kbps	40001-45000 Kbps	
Kentucky	712.50	812.50	912.50	1,000.00	
	45001-90000 Kbps		90001-135000 Kbps		
Kentucky	1,875.00		3,000.00		

\* This is for all speeds.

(TR110)

Issued: August 30, 2002

Effective: September 14, 2002

One Allied Drive  
Little Rock, AR 72203

## Access Service

## SECTION 16 BROADBAND SERVICES

## SECTION 16.5 - DESCRIPTION OF DATA SERVICES AND RATES (Continued)

16.5.4 High Capacity Broadband Access Cloud (Continued)16.5.4.6 Rates (Continued)

## D. HiBAC ATM Permanent Virtual Circuit, each

## 3. CBR, Based on SCR Requested

	Nonrecurring Charge*	0 - 32 Kbps	33 - 64 Kbps	65 - 96 Kbps	97 - 128 Kbps
Kentucky	29.00	12.00	22.50	33.00	43.50
	129 - 192 Kbps	193 - 256 Kbps	257 - 320 Kbps	321 - 384 Kbps	385 - 512 Kbps
Kentucky	54.00	63.00	72.00	81.00	90.00
	513 - 768 Kbps	769 - 1152 Kbps	1153 - 1536 Kbps	1537 - 4000 Kbps	
Kentucky	97.50	105.00	112.50	180.00	
	4001-10000 Kbps	10001-15000 Kbps	15001-20000 Kbps	20001-25000 Kbps	
Kentucky	375.00	495.00	615.00	735.00	
	25001-30000 Kbps	30001-35000 Kbps	35001-40000 Kbps	40001-45000 Kbps	
Kentucky	855.00	975.00	1,095.00	1,200.00	
	45001-90000 Kbps		90001-135000 Kbps		
Kentucky	2,250.00		3,600.00		

\* This is for all speeds.

(TR110)

## Access Service

SECTION 16 BROADBAND SERVICES

---

## SECTION 16.5 - DESCRIPTION OF DATA SERVICES AND RATES (Continued)

16.5.5 Asynchronous Transfer Mode Network Service I16.5.5.1 General

Asynchronous Transfer Mode (ATM) Network Service is a form of "fast packet" switching service for high speed networks which require flexible bandwidth, high-performance transport and switching for connectivity between and among widely distributed Customer locations. ATM Network Service is a cell-based, connection-oriented, switching and multiplexing technology designed to be a fast, general-purpose transfer mode for multiple services.

ATM Network Service conforms to protocol standards created by the ITU-T (Telecommunication Standardization Bureau of the International Telecommunication Union), formerly Consultative Committee for International Telegraph and (CCITT) and American National Standards Institute (ANSI), publications T1.511, T1.627 and T1.630.

ATM Network Service is a high-bandwidth medium with low delay and has the capability to be switched or routed to a specific destination.

ATM Network Service is available where facilities and conditions permit.

(TR110)

## Access Service

---

SECTION 16 BROADBAND SERVICES

---

## SECTION 16.5 - DESCRIPTION OF DATA SERVICES AND RATES (Continued)

16.5.5 Asynchronous Transfer Mode Network Service I (Cont'd)16.5.5.2 Service Description

ATM Network Service is a data networking technology that uses 53 byte cells, consisting of a 5 byte header which contains addressing, payload type and network priority information and a 48 byte payload for data. The cells are transmitted through an ATM network in a "real time" (no delay in transmission) or "non-real time" sensitive manner on virtual channels.

A Permanent Virtual Circuit (PVC) is established between two or more Customer designated locations (CDLs). PVCs are logical circuits that define a specific path for data sent by Customer to another location. Once a PVC is defined, it requires no setup operation before data is sent and no disconnect operation after data is sent. A new PVC connection between the same CDLs may be routed along a different path.

A Permanent Virtual Path (PVP) is a point-to-point, pre-defined logical circuit pathway that is utilized for routing ATM cells which are assigned to PVCs between two Customer

(TR110)

## Access Service

---

SECTION 16 BROADBAND SERVICES

---

## SECTION 16.5 - DESCRIPTION OF DATA SERVICES AND RATES (Continued)

## 16.5.5 Asynchronous Transfer Mode Network Service I (Continued)

## 16.5.5.2 Service Description (Continued)

Subscription to a PVP allows Customer to manage the channel assignments of PVCs within PVPs. This is allowable, provided that the sum of the service parameters of all assigned PVCs do not exceed the aggregate service parameters of the PVP. A single PVP may support multiple PVCs and may support Switched Virtual Circuits (SVCs) provided that the SVC signaling is encapsulated in a tunneling protocol.

PVPs must also be subscribed to with an assigned Quality of Service (QoS) value, which is selectable from the QoS values supported by the Company's network at the time of service subscription. All subsequently assigned PVCs within a PVP must be established with the same QoS value as the PVP to which they are assigned. Multiple PVPs with the same or different QoS subscription parameters may be assigned or established through a single ATM network port.

Company ATM switches are responsible for guaranteeing the QoS ordered by Customer. QoS refers to priorities given to cell transmissions and sensitivity of cells to delay variation and loss within the network. ATM Customers are responsible for selecting the level of service required.

There are five QoS categories:

Constant Bit Rate (CBR): Supports a constant or guaranteed rate to transport services requiring rigorous timing control and performance parameters (i.e., live video).

Variable Bit Rate-real time (VBR-rt): Supports bursty data traffic with average and peak traffic parameters which is transported immediately (i.e., LAN and video applications). The VBR-rt is described by values representing Sustainable Cell Rate (SCR) and a Peak Cell Rate (PCR). The SCR is the maximum average cell transmission rate on a given PVC. It allows the network to allocate sufficient network resources to guarantee network performance objectives. The SCR applies only to VBR traffic. The PCR is the maximum cell transmission rate (cells per second) per PVC.

Variable Bit Rate-non real time (VBR-nrt): Supports bursty data traffic with average and peak traffic parameters, however, the information is stored and transported at a later time (i.e., Frame Relay Service).

Available Bit Rate (ABR): ATM layer transfer characteristics provided by the network may change subsequent to connection establishment, suitable for bursty data applications.

(TR110)

## Access Service

---

SECTION 16 BROADBAND SERVICES

---

## SECTION 16.5 - DESCRIPTION OF DATA SERVICES AND RATES (Continued)

## 16.5.5 Asynchronous Transfer Mode Network Service I (Continued)

## 16.5.5.2 Service Description (Continued)

Unspecified Bit Rate (UBR): ATM Service Category which does not specify traffic related service guarantees. No numerical commitments are made with respect to the cell loss ratio or as to the cell transfer delay experienced by cells on the connection (i.e., data applications, messaging and telecommuting from home to office).

Switched Virtual Circuits are not available at this time.

## 16.5.5.3 Service Provisioning

ATM Network Service can be provisioned over DS1, DS3, OC3c and OC12c access channels. The access channels and any applicable transport provide connections from Customer's location(s) to the ATM port of the serving ATM switch within Company's network. Company may setup access arrangements on behalf of Customer. Access facilities arranged by Company will be billed at the rates provided by the underlying carrier. Any special construction or non-standard charges assessed by carrier supplying the local access will also be the responsibility of Customer.

Ports are provisioned on a specified speed based upon Customer's request. The ATM ports will match the channel speed of the access channel. The actual throughput of Customer traffic cannot exceed the bandwidth of the access channel and the port speed. Ports will be further defined and differentiated by the software definition requested and ascribed to the port. Software definition of ports must be selected by Customer. The possible port definitions are User to Network Interface (UNI), and Network to Network Interface (NNI). A UNI is an interface point between ATM end users and Company ATM switch while a NNI is an interface between Company's ATM switch and another provider's ATM switch, (i.e. IC or another Company).

ATM Network Service will be provisioned based upon mutually agreed upon date between Customer and Company.

## 16.5.5.4 Obligations of Company

Company is responsible for service up to the network interface.

Company shall provision service over facilities suitable for ATM transmission, where available, for the effective maximum data rates of a DS1 (1.544 Mbps), DS3 (45 Mbps), OC3c (155 Mbps) or OC12c (622.08 Mbps, concatenated).

(TR110)



---

SECTION 16 BROADBAND SERVICES

---

## SECTION 16.5 - DESCRIPTION OF DATA SERVICES AND RATES (Continued)

## 16.5.5 Asynchronous Transfer Mode Network Service I (Continued)

## 16.5.5.4 Obligations of Company (Continued)

During Company's network maintenance and software updates period, it may be necessary to place the ATM Switch out of service. Company will provide Customers reasonable and timely notification to minimize impacts to Customer's service. Company reserves the right to temporarily interrupt ATM Service at other times in emergency situations.

## 16.5.5.5 Obligations of Customer

Customer must provide compatible equipment in accordance with interface specifications defined in ANSI Standards for ATM services.

Customer is responsible for the installation, operation and maintenance of any Customer Provided Equipment (CPE).

Customer must specify the speed and Level of Service for each ATM port ordered.

Customer shall be responsible for obtaining permission for Company's agents or employees to enter Customer's designated location(s) at any reasonable hour for the purpose of installing, inspecting, repairing, or, upon termination of the service, removing the service components of Company.

## 16.5.5.6 Rate Regulations

## A. Minimum Period

The minimum period for ATM Network Service is one month, except when provided under an Extended Service Plan (ESP) arrangement. The regulations applicable to ATM Network Service provided under an ESP arrangement are specified under C.

## B. Rate Elements

## 1. ATM Level of Service

A monthly rate, based on the speed of the port connection (DS1, DS3, OC3c or OC12c), apply per port for each physical connection to the network supporting ATM Service.

(TR110)

Access Service  
SECTION 16 BROADBAND SERVICES

---

## SECTION 16.5 - DESCRIPTION OF DATA SERVICES AND RATES (Continued)

## 16.5.5 Asynchronous Transfer Mode Network Service I (Continued)

## 16.5.5.6 Rate Regulations (Continued)

## B. Rate Elements (Continued)

## 2. ATM NNI or UNI Port

A nonrecurring charge and a monthly rate, based on the speed of the port connection (DS1, DS3, OC3c or OC12c), apply per port for each ATM access channel connection to the network supporting ATM Service. Each port can accommodate multiple paths (PVCs). Company may setup access arrangements on behalf of Customer. Access facilities arranged by Company will be billed at the rates provided by the underlying carrier. Any special construction or non-standard charges assessed by carrier supplying the local access will also be the responsibility of Customer.

## (a) Network-to-Network Interface (NNI)

The NNI port configuration is used for connecting Company's ATM Switch network to another ATM switch for bidirectional messaging.

## (b) User-to-Network Interface (UNI)

The UNI port provides an interface between the user and Company's ATM network.

## 3. ATM PVC or PVP Activation

A nonrecurring charge, based on the quantity of PVCs or PVPs ordered, applies for the first and each additional PVC or PVP activation, per Service Request (SR).

## 4. ATM Office Link

This service is no longer available to new Customers.

The ATM Office Link is an optical cross connect arrangement within Company's wire center, between the port on Company's ATM switch and Customer's ATM transmission equipment where Customer is provided Expanded Interconnection Services (EIS).

The ATM Office Link is a monthly rate available in OC3c and OC12c bandwidths.

(TR110)

## Access Service

SECTION 16 BROADBAND SERVICES

---

## SECTION 16.5 - DESCRIPTION OF DATA SERVICES AND RATES (Continued)

## 16.5.5 Asynchronous Transfer Mode Network Service I (Continued)

## 16.5.5.6 Rate Regulations (Continued)

## C. Rate Application

ATM Network Service for each port must be subscribed according to Customer's chosen Level of Service as described following:

Level 1: Up to 100% of port bandwidth may be utilized for CBR and/or VBR-rt QoS priority processing and network transmission. Any remaining bandwidth may be utilized for VBR-nrt, ABR or UBR services.

Level 2: Up to 75% of port bandwidth may be utilized for CBR and/or VBR-rt QoS priority processing and network transmission. Remaining bandwidth may be utilized for VBR-nrt, ABR or UBR services.

Level 3: Up to 50% of port bandwidth may be utilized for CBR and/or VBR-rt QoS priority processing and network transmission. Remaining bandwidth may be utilized for VBR-nrt, ABR or UBR services.

Level 4: Up to 25% of port bandwidth may be utilized for CBR and/or VBR-rt QoS priority processing and network transmission. Remaining bandwidth may be utilized for VBR-nrt, ABR or UBR services.

Level 5: All PVCs ingressing the port require VBR-nrt, ABR and/or UBR QoS processing and network transmission.

A SR is required for programming and activation of PVCs and PVPs. PVCs will be considered a single virtual circuit extending from ingress port to egress port through the network. There are two classes of NRCs for the activation of a PVC or PVP. The "First PVC or PVP Activation" charge will apply for the first PVC or PVP activation ordered by Customer. If multiple PVC or PVP activation's are requested on the same ASR, the "First PVC or PVP Activation" charge is assessed for the first PVC or PVP and the "Additional PVC or PVP Activation" charge will be assessed for each additional PVC or PVP. These charges will also apply for PVCs or PVPs rerouted or changed.

(TR110)

## Access Service

SECTION 16 BROADBAND SERVICES

---

## SECTION 16.5 - DESCRIPTION OF DATA SERVICES AND RATES (Continued)

## 16.5.5 Asynchronous Transfer Mode Network Service I (Continued)

## 16.5.5.6 Rate Regulations (Continued)

## C. Rate Application (Continued)

Additional PVCs or PVPs will not be added if the sum of the port bandwidth utilized by existing and additional PVCs or PVPs for CBR and VBR-rt services exceeds the bandwidth allotted for these services within the subscribed Level of Service for that port. (The Level of Service will have to change to support the required bandwidth).

For purposes of determining the Level of Service required for a port and calculating the sum of port bandwidth utilized through the port, each CBR PVC and CBR PVP is to be added to the total at 100% of the bit rate utilized, and each VBR-rt PVC is to be added to the total at 100% of the PCR (converted to Bits Per Second).

The derived total bandwidth utilized by the above described PVCs and PVPs is then divided by the port bandwidth to determine the percentage of port bandwidth utilized. This percentage should then be compared to the Level of Service definitions to determine the Level of Service required.

Example:

$$\frac{\text{Sum CBR PVC and PVP Bit Rates} + [\text{Sum VBR-rt PVC PCRs} \times 53 \times 8]}{\text{ATM Port Bit Rate}}$$

ATM port bit rates are defined as follows:

DS1 = 1.544 Mbps  
DS3 = 44.736 Mbps  
OC3c = 155.52 Mbps  
OC12c = 622.06 Mbps

The bandwidth consumed or assigned to a PVP will be considered to be "real time" regardless of the actual QoS value established for the PVP, and will be treated in port bandwidth consumption calculations in the same manner as CBR or VBR-real time PVCs. Therefore, "real time" bandwidth calculations involving PVPs will result in a minimum Level 4 Network Level of Service requirement, but higher Levels of Service may be required, depending on actual bandwidth consumed by the PVPs assigned through any individual port.

(TR110)

## Access Service

## SECTION 16 BROADBAND SERVICES

## SECTION 16.5 - DESCRIPTION OF DATA SERVICES AND RATES (Continued)

## 16.5.5 Asynchronous Transfer Mode Network Service I (Continued)

## 16.5.5.6 Rate Regulations (Continued)

## C. Rate Application (Continued)

The actual throughput of Customer traffic cannot exceed the bandwidth of the access line and the port speed. Since multiple PVCs may be defined on one physical port, it is possible for the cumulative speeds to exceed the physical dsbandwidth of that port. This is referred to as over-subscription.

Oversubscription of non-real time (nrt) PVCs to ports will be allowed according to the following parameters:

<u>Subscribed Level of Service</u>	<u>% of Port Allotted to Nrt Services</u>	<u>Maximum* Allowed Port Subscription</u>
1	0%	100%
2	25%	125%
3	50%	150%
4	75%	225%
5	100%	400%

## D. Extended Service Plan (ESP)

## 1. General

Access Links are no longer available to new Customers.

The terms and conditions specified herein are applicable to ATM Network Service and are in addition to other regulations as specified in this Tariff.

The ATM Network Service DS1, DS3, OC3c and OC12c NNI Ports, the ATM Network Service DS1, DS3, OC3c and OC12c UNI Ports, the ATM Network Service OC3c and OC12c Access Links are available under an ESP.

\* The throughput of oversubscribed PVCs is not guaranteed through the network as such throughput is dependent upon the amount of simultaneous transmission traversing the network at any given point in time.

(TR110)

## Access Service

---

SECTION 16 BROADBAND SERVICES

---

## SECTION 16.5 - DESCRIPTION OF DATA SERVICES AND RATES (Continued)

## 16.5.5 Asynchronous Transfer Mode Network Service I (Continued)

## 16.5.5.6 Rate Regulations (Continued)

## D. Extended Service Plan (ESP) (Continued)

## 1. General (Continued)

ATM Network Service ESP rates will not be greater than standard month-to-month ATM Network Service rates, for the same rate elements.

Three year and five year ESP rates will be equal to or less than the one year ESP rates. Decreases to the one year ESP rates will flow through to the three year and five year ESP rates.

Term commitments of one year, three year and five year are available to all Customers at the applicable rates set forth in Section 16.5.5.7 regardless of when they subscribe to a ESP arrangement. Rate elements must be ordered under the same ESP period.

Customer must designate on the SR the term commitment for the ESP.

Inside moves, provided in accordance with Section 16.4, will not incur termination liability charges.

Outside moves provided in accordance with 5.6.4 B. 2 will allow Customer to retain the same ESP payment period. Any other move will be treated as a disconnect of the service and termination liability charges will apply.

## 2. Changes in Length of ESP Period

Prior to the completion of the selected ESP period, Customer may elect to convert a new ESP period of the same or different length, subject to the following conditions:

No credit toward the new payment period will be given for payments made under the original ESP arrangement.

Nonrecurring charges (NRCs) will not be reapplied for existing service(s).

If the new ESP period is shorter in length than the time remaining under the existing ESP, the change to the new ESP period constitutes a disconnect of the existing ESP service and termination liability charges apply.

(TR110)

## Access Service

---

SECTION 16 BROADBAND SERVICES

---

## SECTION 16.5 - DESCRIPTION OF DATA SERVICES AND RATES (Continued)

## 16.5.5 Asynchronous Transfer Mode Network Service I (Continued)

## 16.5.5.6 Rate Regulations (Continued)

## D. Extended Service Plan (ESP) (Continued)

## 3. Renewal Options

- (a) At the expiration of an ESP period, Company will automatically renew the service at the same ESP period unless Customer chooses to convert to a different ESP period, convert to month-to-month rates or discontinue service. All terms and conditions, including termination liabilities will apply to the new ESP period.
- (b) Conversion to a different ESP period will require Customer to submit a change ASR. Conversion to a different ESP period will be allowed without application of any nonrecurring charges.
- (c) Conversion to month-to-month rates will be treated as a disconnect of service and establishment of new service. If no other changes are ordered, no NRCs will apply.

## 4. Notification of Discontinuance

A SR for discontinuance of an ESP arrangement must be received by Company at least 30 days prior to actual disconnect of service. Monthly charges will apply for a period of 30 days from the date Company receives disconnect notification or until the requested disconnect date, whichever period is longer.

## 5. Upgrade to Higher Speed Service

Customers may elect to upgrade service(s) to a higher speed during an ESP period, subject to the following conditions:

- Both the existing and the new services are provided solely by Company.
- The order to discontinue a service at an existing speed or capacity and the order for the upgraded service are received by Company at the same time.
- The new service will be provided at the same Customer location(s) as the discontinued service.
- The higher speed term commitment must be equal to or longer than the time remaining under the ESP.

(TR110)

## Access Service

---

SECTION 16 BROADBAND SERVICES

---

## SECTION 16.5 - DESCRIPTION OF DATA SERVICES AND RATES (Continued)

## 16.5.5 Asynchronous Transfer Mode Network Service I (Continued)

## 16.5.5.6 Rate Regulations (Continued)

## D. Extended Service Plan (ESP) (Continued)

## 5. Upgrade to Higher Speed Service (Continued)

- The total monthly rate of the new agreement is equal to or greater than the total monthly rate of the existing agreement period.
- The monthly rates for the upgraded services and/or service elements will be those in effect at the time of the service upgrade. The upgraded service will be subject to all appropriate nonrecurring charges.
- Termination liability charges will not apply as long as the upgraded service remains connected at the same point of termination(s)

## 6. Termination Liability

When an ESP arrangement is discontinued prior to the end of the period, termination liability charges, as set forth below, will apply based on the remainder of the ESP period in effect at the time of disconnect.

One Year ESP - 50% of any remaining portion of the first year's recurring charges.

Three Year ESP - 50% of any remaining portion of the first year's recurring charges. In addition, for any remaining portion of the second and third years, Customer will be liable for 10% of the total monthly recurring charges in that period.

Five Year ESP - 50% of any remaining portion of the first year's recurring charges. In addition, for any remaining portion of the second through fifth years, Customer will be liable for 10% of the total monthly recurring charges in that period.

## 7. Termination Without Liability

During an ESP period, should the currently effective rate for Customer's service increase, Customer may, at their option, terminate the ESP arrangement without penalty or liability.

(TR110)



## Access Service

## SECTION 16 BROADBAND SERVICES

## SECTION 16.5 - DESCRIPTION OF DATA SERVICES AND RATES (Continued)

16.5.5 Asynchronous Transfer Mode Network Service I (Continued)16.5.5.7 Rates and Charges

## A. Standard Arrangements

## 1. ATM Network Service NNI Port, Each

	ATM DS1 NNI Port Nonrecurring <u>Charge</u>	Monthly <u>Rate</u>	ATM DS3 NNI Port Nonrecurring <u>Charge</u>	Monthly <u>Rate</u>
Kentucky	650.00	215.00	1,500.00	355.00
	ATM OC3c NNI Port Nonrecurring <u>Charge</u>	Monthly <u>Rate</u>	ATM OC12c NNI Port Nonrecurring <u>Charge</u>	Monthly <u>Rate</u>
Kentucky	1,500.00	550.00	2,000.00	1,470.00

## 2. ATM Network Service UNI Port, Each

	ATM DS1 UNI Port Nonrecurring <u>Charge</u>	Monthly <u>Rate</u>	ATM DS3 UNI Port Nonrecurring <u>Charge</u>	Monthly <u>Rate</u>
Kentucky	650.00	200.00	1,500.00	340.00
	ATM OC3c UNI Port Nonrecurring <u>Charge</u>	Monthly <u>Rate</u>	ATM OC12c UNI Port Nonrecurring <u>Charge</u>	Monthly <u>Rate</u>
Kentucky	1,500.00	530.00	2,000.00	1,450.00

## 3. ATM Level of Service-DS1 Port, Each

	<u>Level 1</u>	<u>Level 2</u>	Monthly Rate <u>Level 3</u>	<u>Level 4</u>	<u>Level 5</u>
Kentucky	125.00	115.00	110.00	107.00	105.00

## 4. ATM Level of Service-DS3 Port, Each

	<u>Level 1</u>	<u>Level 2</u>	Monthly Rate <u>Level 3</u>	<u>Level 4</u>	<u>Level 5</u>
Kentucky	870.00	765.00	705.00	675.00	650.00

(TR110)

## Access Service

## SECTION 16 BROADBAND SERVICES

## SECTION 16.5 - DESCRIPTION OF DATA SERVICES AND RATES (Continued)

16.5.5 Asynchronous Transfer Mode Network Service I (Continued)16.5.5.7 Rates and Charges (Continued)

## A. Standard Arrangements (Continued)

## 5. ATM Level of Service OC3c Port, Each

	<u>Level 1</u>	<u>Level 2</u>	Monthly Rate <u>Level 3</u>	<u>Level 4</u>	<u>Level 5</u>
Kentucky	1,790.00	1,545.00	1,425.00	1,360.00	1,330.00

## 6. ATM Level of Service OC12c Port, Each

	<u>Level 1</u>	<u>Level 2</u>	Monthly Rate <u>Level 3</u>	<u>Level 4</u>	<u>Level 5</u>
Kentucky	4,800.00	4,550.00	4,425.00	4,350.00	4,300.00

## 7. ATM Network Service PVC or PVP Activation, Per ASR

	First PVC or PVP Activation, each Nonrecurring <u>Charge</u>	Add'l PVC or PVP Activation, each Nonrecurring <u>Charge</u>
Kentucky	8.00	6.00

## 8. ATM Network Service Access Link, Each\*

	ATM OC3c Access Link Nonrecurring <u>Charge</u>	ATM OC3c Access Link Monthly <u>Rate</u>	ATM OC12c Access Link Nonrecurring <u>Charge</u>	ATM OC12c Access Link Monthly <u>Rate</u>
Kentucky	1,500.00	2,200.00	4,000.00	3,500.00

## 9. ATM Network Service Office Link, Each\*

	ATM OC3c Office Link Monthly <u>Rate</u>	ATM OC12c Office Link Monthly <u>Rate</u>
Kentucky	125.00	180.00

(TR110)

## Access Service

## SECTION 16 BROADBAND SERVICES

## SECTION 16.5 - DESCRIPTION OF DATA SERVICES AND RATES (Continued)

16.5.5 Asynchronous Transfer Mode Network Service I (Continued)16.5.5.7 Rates and Charges (Continued)

## B. Extended Service Plan (ESP) Arrangements

## 1. ATM Network Service DS1 NNI Port, Each

	<u>Nonrecurring Charge</u>	<u>One Year Monthly Rate</u>	<u>Three Year Monthly Rate</u>	<u>Five Year Monthly Rate</u>
Kentucky	650.00	195.00	190.00	185.00

## 2. ATM Network Service DS3 NNI Port, Each

	<u>Nonrecurring Charge</u>	<u>One Year Monthly Rate</u>	<u>Three Year Monthly Rate</u>	<u>Five Year Monthly Rate</u>
Kentucky	1,500.00	345.00	340.00	335.00

## 3. ATM Network Service OC3c NNI Port, Each

	<u>Nonrecurring Charge</u>	<u>One Year Monthly Rate</u>	<u>Three Year Monthly Rate</u>	<u>Five Year Monthly Rate</u>
Kentucky	1,500.00	535.00	530.00	525.00

## 4. ATM Network Service OC12c NNI Port, Each

	<u>Nonrecurring Charge</u>	<u>One Year Monthly Rate</u>	<u>Three Year Monthly Rate</u>	<u>Five Year Monthly Rate</u>
Kentucky	2,000.00	1,450.00	1,440.00	1,430.00

## 5. ATM Network Service DS1 UNI Port, Each

	<u>Nonrecurring Charge</u>	<u>One Year Monthly Rate</u>	<u>Three Year Monthly Rate</u>	<u>Five Year Monthly Rate</u>
Kentucky	650.00	180.00	175.00	170.00

(TR110)

## Access Service

## SECTION 16 BROADBAND SERVICES

## SECTION 16.5 - DESCRIPTION OF DATA SERVICES AND RATES (Continued)

16.5.5 Asynchronous Transfer Mode Network Service I (Continued)16.5.5.7 Rates and Charges (Continued)

## B. Extended Service Plan (ESP) Arrangements (Continued)

## 6. ATM Network Service DS3 UNI Port, Each

	<u>Nonrecurring Charge</u>	<u>One Year Monthly Rate</u>	<u>Three Year Monthly Rate</u>	<u>Five Year Monthly Rate</u>
Kentucky	1,500.00	330.00	325.00	320.00

## 7. ATM Network Service OC3c UNI Port, Each

	<u>Nonrecurring Charge</u>	<u>One Year Monthly Rate</u>	<u>Three Year Monthly Rate</u>	<u>Five Year Monthly Rate</u>
Kentucky	1,500.00	520.00	510.00	505.00

## 8. ATM Network Service OC12c UNI Port, Each

	<u>Nonrecurring Charge</u>	<u>One Year Monthly Rate</u>	<u>Three Year Monthly Rate</u>	<u>Five Year Monthly Rate</u>
Kentucky	2,000.00	1,400.00	1,390.00	1,380.00

## 9. ATM Network Service OC3c Office Link, Each\*

	<u>One Year Monthly</u>	<u>Three Year Monthly</u>	<u>Five Year Monthly</u>
Kentucky	120.00	115.00	110.00

## 10. ATM Network Service OC12c Office Link, Each\*

	<u>One Year Monthly</u>	<u>Three Year Monthly</u>	<u>Five Year Monthly</u>
Kentucky	175.00	170.00	165.00

(TR110)

## Access Service

SECTION 16 BROADBAND SERVICES

---

## SECTION 16.5 - DESCRIPTION OF DATA SERVICES AND RATES (Continued)

16.5.6 DSL Solutions I

Services (DSL) Solutions. DSL Solutions provide high-speed connections services over available facilities. The regulations and rates specified herein are in addition to the applicable regulations and rates specified in other sections of this Tariff.

16.5.6.1 Service Description

Asymmetrical Digital Subscriber Line (ADSL) Service is an access data technology service offered in speed levels of 256 Kbps Down/64 Kbps Up, 384 Kbps Down/384 Kbps Up, 768 Kbps Down/128 Kbps up, 768 Kbps Down/768 Kbps Up, 1.5 Mbps Down/768 Kbps Up and for multi-user applications, 1.5 Mbps Down/768 Kbps Up. The "up" speeds represent "transmission speeds in kilobits", from Customer Designated Location (CDL) to Company's ADSL connection point, while the "down" speeds represent "transmission speeds in kilobits and megabits", from Company's ADSL connection point to the CDL. Company will set the transmission speeds to the speed levels for the service package selected by Customer. The loop distance from the CDL to the serving wire center can affect the transmission speeds. Depending on this distance, actual speeds may be less than the transmission speeds set by Company. The connection point is the aggregation point designated by Company for connecting multiple Company serving wire centers of ADSL terminations to other Company provided network interface services. Other Company provided network interface services may include, but are not limited to, Frame Relay Service (FRS), Asynchronous Transfer Mode (ATM) and High Capacity Broadband Access Cloud (HiBAC) service facilities.

(TR110)

## Access Service

---

SECTION 16 BROADBAND SERVICES

---

## SECTION 16.5 - DESCRIPTION OF DATA SERVICES AND RATES (Continued)

16.5.6 DSL Solutions I (Continued)16.5.6.2 Service Provisioning

ADSL Service is provisioned over available facilities and transported to Company's backbone network. ADSL Service provides a connection from the CDL to the ADSL connection point.

Access from Company's ADSL connection point will be provided via FRS or ATM Network Service, where facilities permit. The FRS must be of sufficient bandwidth to support the maximum speed of the ADSL Service being provided. Customer may use their existing interstate Frame Relay, ATM or HiBAC Services, or may submit an order to establish new facilities. A minimum connection speed of DS-3 or higher is required for ATM and HiBAC Services. If Customer utilizes Frame Relay, ATM or HiBAC Services, the associated regulations, rates and charges for such facilities shall apply in addition to the rates and charges associated with the ADSL Service rate element.

(TR110)

---

SECTION 16 BROADBAND SERVICES

---

## SECTION 16.5 - DESCRIPTION OF DATA SERVICES AND RATES (Continued)

## 16.5.6 DSL Solutions I (Continued)

## 16.5.6.2 Service Provisioning (Continued)

Company will qualify the ADSL Service between the CDL and the serving wire center. The purpose of qualification is to determine the availability and suitability of available facilities to provide the service. Company will not provision this service on facilities which are not suitable for ADSL.

Company does not undertake to originate data, but offers the use of its service components, where available, to Customers for transporting Customer-originated data.

A listing of the host wire centers capable of providing ADSL Service is furnished in Section 16.5.7.7. ADSL will be provided subject to the availability and where technical capabilities permit. Downstream data rates depend on a number of factors, including, but not limited to the distance from the CDL to the serving wire center and available facilities.

## 16.5.6.3 Responsibility of Company

Company will provision and maintain ADSL Service for Customer up to the Network Interface Device (NID). Company will advise Customer of the equipment necessary to support ADSL Service.

## 16.5.6.4 Rights of Company

Company will not provision ADSL Service if Company reasonably determines that it is not technically feasible over available facilities or it will cause interference problems with existing services. During Company's network maintenance and software updates period, it may be necessary to place the ADSL wire center out of service. Company reserves the right to temporarily interrupt ADSL Service at other times in emergency situations.

## 16.5.6.5 Responsibility of Customer

Customer is responsible for providing compatible Customer Provided Equipment (CPE) that is used for connection to ADSL Service.

Customer is responsible for providing Company with the necessary information (e.g., Data Link Connection Identifier(s) (DLCI), Permanent Virtual Circuit (PVC) and/or Internet Protocol) to provision ADSL Service.

Customer ordering ADSL Service on behalf of its subscriber(s) must obtain a Letter of Authorization. Customer will be responsible for obtaining permission from its subscriber(s) for Company's agents or employees to enter CDL(s) at any reasonable hour for the purpose of installing, inspecting, repairing, or upon termination of the service, removing the service components of Company.

(TR110)

## Access Service

SECTION 16 BROADBAND SERVICES

---

## SECTION 16.5 - DESCRIPTION OF DATA SERVICES AND RATES (Continued)

## 16.5.6 DSL Solutions I (Continued)

## 16.5.6.6 Rate Regulations

## A. General

ADSL Service arrangements are available as month to month or one, three or five year Term and Volume Plans (TVP). The regulations applicable to ADSL Service provided under TVP arrangements are specified under Section D. A Non-Recurring Charge (NRC) for the installation of ADSL Service and a monthly rate are applicable for all ADSL Service arrangements. These charges cover installation and activation of the service (installation and activation includes the following functions, if applicable: order entry check, line qualification, firm order commitment notification, work scheduling, loop conditioning if required, wire center cross connection, PVC creation and mapping, replacement of existing network interface device at the CDL with a new device including splitter if required, circuit turn-up and test, and completion notification to Customer, and all other similar activities if the installation and activation process changes) and the provision of the service.

ADSL Service is available in six service level packages, and is based on the "downstream and upstream" speeds chosen by Customer. The service levels are Bronze, Bronze Plus, Silver, Gold, Platinum and Platinum Plus. The Platinum Plus is available for multi-user applications. Customer may have multiple packages; however, the downstream and upstream speeds may not be substituted within a service level, as the packages are defined by the downstream and upstream speeds.

	<u>Downstream</u>	<u>Upstream</u>
ADSL Bronze	256 Kbps	64 Kbps
ADSL Bronze Plus	768 Kbps	128 Kbps
ADSL Silver	384 Kbps	384 Kbps
ADSL Gold	768 Kbps	768 Kbps
ADSL Platinum	1.5 Mbps	768 Kbps
ADSL Platinum Plus	1.5 Mbps	768 Kbps

Data speeds listed above are peak speeds. Actual speeds may be affected by loop distance and other factors, therefore, data speeds are not guaranteed.

(TR110)



## Access Service

SECTION 16 BROADBAND SERVICES

---

## SECTION 16.5 - DESCRIPTION OF DATA SERVICES AND RATES (Continued)

## 16.5.6 DSL Solutions I (Continued)

## 16.5.6.6 Rate Regulations (Continued)

## A. General (Continued)

ADSL Service is available through both wholesale and retail service offerings. ADSL Service is available as a retail offering under the month to month offering and the following TVP term and volume levels:

ADSL Bronze	One Year, 1 - 499 units Three Years, 1 - 499 units
ADSL Bronze Plus	One Year, 1 - 1500 units
ADSL Silver	One Year, 1 - 1500 units Three Years, 1 - 2499 units
ADSL Gold	One Year, 1 - 1500 units Three Years, 1 - 2499 units
ADSL Platinum	One Year, 1 - 1500 units Three Years, 1 - 2499 units
ADSL Platinum Plus	One Year, 1 - 1500 units Three Years, 1 - 2499 units

ADSL Service is not available as a retail offering in term and volume levels that exceed the aforementioned bands.

Company will provide sales, customer service, billing services and trouble and repair service directly to end users who purchase ADSL Service on a retail basis.

Customers who purchase ADSL Service as a wholesale service and include ADSL Service in offerings to their end users, are responsible for: the terms of any pricing plans offered by Customer to end users, end user ordering, CPE, billing and collection, and customer service for all aspects of the service. Customer is also responsible for managing end user trouble reports and will not direct its end users to contact Company.

(TR110)

## Access Service

## SECTION 16 BROADBAND SERVICES

## SECTION 16.5 - DESCRIPTION OF DATA SERVICES AND RATES (Continued)

## 16.5.6 DSL Solutions I (Continued)

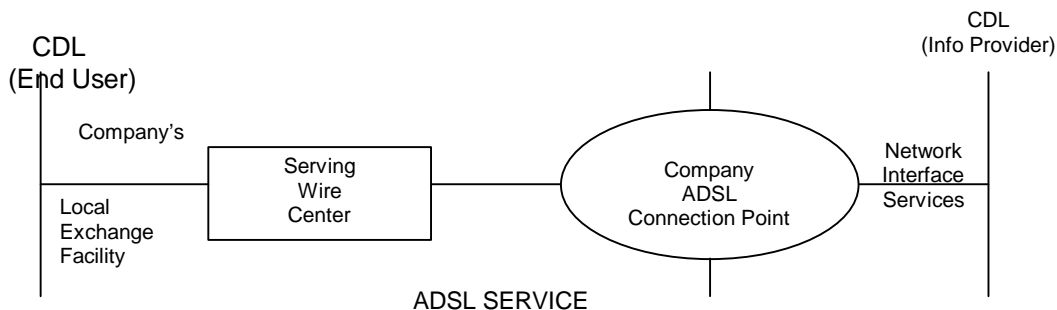
## 16.5.6.6 Rate Regulations (Continued)

## B. Rate Application

With the exception of the Bronze package, the one-year TVP has two volume levels: 1 - 1,500 and Over 1500. With the exception of the Bronze package, the three-year TVP has four volume levels: 1 - 2,499; 2,500 - 7,499; 7,500 - 12,499; and 12,500 and Over. The Bronze package is available under both the one year and the three year TVP in three volume levels: 1 - 499; 500 - 1,500; and Over 1,500. The five-year TVP has five volume levels: 25,000 - 74,999; 75,000 - 149,999; 150,000 - 299,999; 300,000 - 674,999; and 675,000 and Over.

Within each of the TVP terms (one, three or five year), the services purchased by Customer under any ADSL Service level package available under the applicable TVP term (i.e., Bronze, Gold, etc.) will be combined to determine whether Customer selected volume commitment level has been met. ADSL Service purchased under different TVP terms will not be combined to determine whether the volume commitment level has been met.

The following diagram depicts a typical ADSL configuration:



(TR110)

## Access Service

---

SECTION 16 BROADBAND SERVICES

---

## SECTION 16.5 - DESCRIPTION OF DATA SERVICES AND RATES (Continued)

## 16.5.6 DSL Solutions I (Continued)

## 16.5.6.6 Rate Regulations (Continued)

## C. Service Rearrangements and Software Changes

A service rearrangement charge is applicable for services (bandwidth) downgrades, i.e. Silver to Bronze and for changing to a different Information Provider, i.e., Internet Service Provider (ISP). The charge is also applicable when the service level is changed from Bronze to Bronze Plus. Customer may request multiple service rearrangements within one wire center on one order. A separate order is required for rearrangements on a per wire center basis. The service rearrangement charge applies on a per service rearrangement basis.

Customer may order bandwidth level changes subject to the following conditions:

- Both the existing and the new services are provided solely by Company.
- The service will be provided at the same Customer location as the discontinued service.
- The monthly rates for the new service(s) and/or service elements will be those in effect at the time of the service change.

A NRC applies for software changes such as re-mapping Frame Relay or ATM PVCs and other software changes associated with ADSL Services. This charge applies on a per software change basis.

(TR110)

## Access Service

---

SECTION 16 BROADBAND SERVICES

---

## SECTION 16.5 - DESCRIPTION OF DATA SERVICES AND RATES (Continued)

## 16.5.6 DSL Solutions I (Continued)

## 16.5.6.6 Rate Regulations (Continued)

## D. Term and Volume Plan (TVP)

## 1. Description

The terms and conditions specified herein are applicable to ADSL Service and are in addition to other regulations as specified in this Tariff.

ADSL Service is available under TVPs on a wholesale basis to Customers for incorporation in service offerings made by such Customers to their end-users, and is priced on such basis. Customers who purchase ADSL Service under a TVP and include ADSL Service in their offerings to end-users, are responsible for the terms of any pricing plans offered by Customer to end-users, end-user ordering, providing CPE, billing and collecting from end-users, and for communicating with end-users for all aspects of the service. Customer is responsible for managing end-user trouble reports and will not direct its end-users to contact Company.

Company will provide sales, communication, billing services, and trouble and repair service directly to end-users that purchase ADSL Service on a retail basis.

An ADSL TVP will allow Customers discounted access rates based upon the volume and term commitment. The minimum term commitment is one year. Rates will be based upon the TVP selected by Customer.

Term plans of one, three and five years are available to all Customers at applicable rates set forth in the Tariff regardless of when the subscription is made for an ADSL Service TVP.

The first year under a TVP begins on the date that the first ADSL Service arrangement is installed and activated by Company. The first year for Customer that subscribes to the 675,000 and over volume commitment level in the five year TVP will be 18 months long. All other years in the five year TVP shall be 12 months in duration. All years in the one year and three year TVP are 12 months in duration.

(TR110)

## Access Service

## SECTION 16 BROADBAND SERVICES

## SECTION 16.5 - DESCRIPTION OF DATA SERVICES AND RATES (Continued)

## 16.5.6 DSL Solutions I (Continued)

## 16.5.6.6 Rate Regulations (Continued)

## D. Term and Volume Plan (TVP) (Continued)

## 1. Description (Continued)

Company will calculate at the end of each year whether the volume commitment level has been met based on all of Customer's in-service ADSL Services in Company areas as specified in Section 16.5.7.7. The volume commitment levels for the one-year TVP must be in-service within one year from the date the first ADSL Service arrangement is installed and activated by Company. The three year and five year TVP terms have minimum volume commitment level requirements assigned for each year of the TVP as defined in the following tables:

Three Year TVP

## Minimum In-Service Volume Requirements

Volume Commitment Level	Year 1	Year 2	Year 3
2,500-7,499	1,000	2,000	2,500
7,500-12,499	3,000	6,000	7,500
12,500 and Over	4,500	9,000	12,500

Five Year TVP

## Minimum In-Service Volume Requirements

Volume Commitment Level	Year 1	Year 2	Year 3	Year 4	Year 5
25,000-74,999	4,000	8,000	15,000	20,000	25,000
75,000-149,999	12,500	25,000	45,000	65,000	75,000
150,000-299,999	25,000	50,000	95,000	130,000	150,000
300,000-674,999	50,000	100,000	190,000	255,000	300,000
675,000 and Over	100,000	250,000	400,000	525,000	675,000

If any of the TVP volume commitment levels are not met, shortfall charges, as set forth under Section D. 8 will apply.

(TR110)

## Access Service

---

SECTION 16 BROADBAND SERVICES

---

## SECTION 16.5 - DESCRIPTION OF DATA SERVICES AND RATES (Continued)

## 16.5.6 DSL Solutions I (Continued)

## 16.5.6.6 Rate Regulations (Continued)

## D. Term and Volume Plan (TVP) (Continued)

## 2. TVP Plan Enrollment

Customer must specify, in writing or issue a Service Request (SR), the specific term and volume commitment of the TVP.

## 3. TVP Rate Application - End of TVP Term

Upon expiration of a TVP term, Customer may choose a new TVP term, convert to month to month, terminate the service or continue with the rates, charges, terms and conditions, and volume commitment level in effect at the end of the expiring TVP on a year-to-year basis. The month to month rates will be those rates that are in effect at the time of conversion.

A change order is required to choose a new TVP term, convert to month to month or to terminate the service. If Customer does not submit a change order for one of these options by the end of the TVP term, the ADSL Service will continue in effect for a one year renewal term at the rates based on the last year of the TVP term, with reassignment to a lower volume commitment level as provided under the annual review, below, if applicable. The service will thereafter continue for successive one year renewal terms until terminated by either Customer or Company by written notice, or changed by Customer through a change order submitted by Customer, that is provided no later than 30 days prior to the end of the then-current renewal term. All terms and conditions, including shortfall charges and the minimum in-service commitment will apply to the new TVP renewal term.

Conversion of existing TVP Service to a different TVP term will be allowed without application of any nonrecurring charges.

Notwithstanding the expiration of the term of a TVP, Company will continue to provide ADSL Service to Customer for an end-user whose service arrangement commenced during the final year of a TVP for the remainder of one full year of service at the monthly rates in effect at the end of the expiring TVP. The provisions of the Tariff (except for shortfall charges set out in Section D. 8 and termination liability set out in Section D. 11) continue to apply, and Customer remains responsible for payment of charges applicable to this continued service.

(TR110)

## Access Service

---

SECTION 16 BROADBAND SERVICES

---

## SECTION 16.5 - DESCRIPTION OF DATA SERVICES AND RATES (Continued)

## 16.5.6 DSL Solutions I (Continued)

## 16.5.6.6 Rate Regulations (Continued)

## D. Term and Volume Plan (TVP) (Continued)

## 4. Changes in Length of TVP Term

Customer may elect to convert to a new TVP term subject to the following conditions:

- Credit will not be given toward the new payment term for payments made under the original TVP arrangement.
- NRCs will not be reapplied for existing service(s).
- If the new TVP term is shorter in length than the time remaining under the existing TVP, the change to the new TVP term constitutes a discontinuance of the existing TVP Service and termination liability charges apply.

## 5. Rate Changes

Customer may terminate the TVP without penalty or liability should the rates increase during the term of the existing TVP.

## 6. Periodic Review

Each Customer's TVP will be reviewed annually. Customer will be notified within 60 days following the end of each year within the TVP as to the status of the TVP if the in-service quantity of ADSL Services falls below the volume commitment level. An allowance of up to three percent will be considered as still having met the volume commitment level for the one and three year TVP terms. Under the five year TVP, an allowance of five percent will be considered as having met the volume commitment level. This five percent allowance may be subject to upward adjustment under Section D. 12. Where Customer has less than the volume commitment level for a specified discount, shortfall charges apply as set forth in Section D. 8.

(TR110)

## Access Service

---

SECTION 16 BROADBAND SERVICES

---

## SECTION 16.5 - DESCRIPTION OF DATA SERVICES AND RATES (Continued)

## 16.5.6 DSL Solutions I (Continued)

## 16.5.6.6 Rate Regulations (Continued)

## D. Term and Volume Plan (TVP) (Continued)

## 6. Periodic Review (Continued)

If the total number of ADSL Services in service qualifies Customer for a different TVP rate, Customer will have the option of increasing the volume commitment level either in its existing term or change to a longer TVP term.

During the annual review, Customers who fall below the minimum volume commitment in any year of the term will be reassigned to the lower TVP volume commitment level corresponding to the volume achieved. This reassignment will be made within 30 days following the end of the applicable year, unless Customer elects to increase or decrease their volume commitment level.

In addition to the annual review, Company, at Customer's request, will meet with Customer to review issues affecting the provision of ADSL Service, Customer forecasts for the purchase of service, and deployment plans.

## 7. TVP Conditions

After enrolling in a TVP, Customer may delete or add ADSL Services at the specified volume commitment level rate at any time during the plan. For example, if Customer subscribes to a three year TVP at the 2,500 - 7,499 ADSL Service volume commitment level, ADSL Services may be added at any time at the rate for the three year 2,500 - 7,499 volume commitment level. However, if the volume falls below the minimum volume commitment level requirements at the end of a year, shortfall charges will apply as set forth below.

(TR110)



## Access Service

---

SECTION 16 BROADBAND SERVICES

---

## SECTION 16.5 - DESCRIPTION OF DATA SERVICES AND RATES (Continued)

## 16.5.6 DSL Solutions I (Continued)

## 16.5.6.6 Rate Regulations (Continued)

## D. Term and Volume Plan (TVP) (Continued)

## 8. Shortfall Charges for Failing to Meet Commitment

Shortfall charges apply to any TVP Customer that fails to meet the minimum volume commitment for its designated volume commitment level by the end of the year. The shortfall charge is based on the difference between the monthly rate of the TVP for Customer's designated volume commitment level and the monthly rate for the commitment level that should have been charged based upon the actual quantity of in-service ADSL Services at the annual review multiplied by the number of ADSL Services that are in-service at the end of each month during the year. The shortfall charge is equal to the difference in the monthly rate multiplied by the sum of all ADSL Services in-service at the end of each month during the year. For example, at the end of year two, a five year TVP Customer with a minimum volume commitment of 300,000 and only 50,000 ADSL Services in-service will be assessed the difference in the monthly rate between volume commitment level 150,000 - 299,999 and 300,000 - 674,999 for each ADSL Service in-service at the end of each month during the year.

For the five year TVP, Customers who elect to increase their volume commitment level from one plan level to another at the end of a TVP year, after being subject to a shortfall charge for the previous term year, but fail to achieve the minimum volume commitment level in the following year, will be charged an additional 10% of the calculated shortfall charge for such following year.

(TR110)

## Access Service

---

SECTION 16 BROADBAND SERVICES

---

## SECTION 16.5 - DESCRIPTION OF DATA SERVICES AND RATES (Continued)

## 16.5.6 DSL Solutions I (Continued)

## 16.5.6.6 Rate Regulations (Continued)

## D. Term and Volume Plan (TVP) (Continued)

## 9. Six Month Minimum in Service for Five Year TVP

This section establishes additional provisions applicable to individual ADSL Service arrangements under the five-year TVP.

Customers who subscribe to the five year TVP are also subject to a six month Minimum In Service Commitment (MIC) for each ADSL Service arrangement, and will be assessed an early termination charge for each ADSL Service arrangement that is terminated prior to the completion of six months of service. The initial charge is \$96. The \$96 charge will be reduced by \$16 for each month of completed service.

If Company does not install and activate the service, there will be no charges of any kind to Customer. If the end-user terminates service within the first 30 days due to ADSL Service related problems documented by three or more trouble reports made by Customer to Company for trouble of any nature or duration that is determined to be in the ADSL Service, Company shall not charge Customer any of the rates and charges that would be applicable to the installation, activation or provision of ADSL Service for that ADSL Service arrangement, including, without limitation, the \$96 early termination charge or any nonrecurring charge or monthly charge. Any nonrecurring or monthly charge that was billed for that ADSL Service arrangement will be credited to Customer.

## 10. Adjustments to Minimum Volume Commitment for Five Year TVP

The volume commitment level for the five year TVP will be reduced for any year for which Company fails to loop qualify at least 95% of the following number of lines to end-users' premises by the beginning of the respective year: year one, four million; year two, five million; year three, six million; year four, seven million; and year five, eight million. The number of loop qualified lines is determined on an aggregate basis for all of the areas served by Company as defined in Section 16.5.7.7. The reduction in the volume commitment level for any year is proportionate to the shortfall in loop qualified lines existing at the beginning of the respective year. For example, if at the beginning of year two, Company has only four million loop qualified lines for ADSL Service, instead of the specified five million, the volume commitment level specified for year two in Section D. 1 would be reduced by 20%.

(TR110)

## Access Service

---

SECTION 16 BROADBAND SERVICES

---

## SECTION 16.5 - DESCRIPTION OF DATA SERVICES AND RATES (Continued)

## 16.5.6 DSL Solutions I (Continued)

## 16.5.6.6 Rate Regulations (Continued)

## D. Term and Volume Plan (TVP) (Continued)

## 10. Adjustments to Minimum Volume Commitment for Five Year TVP (Continued)

The volume commitment level requirements for the five year TVP will be reduced at the end of any year of the TVP in which Company does not complete at least 95% of the orders submitted by Customer for lines that Company has confirmed to Customer as being loop qualified. The reduction in volume commitment level will be the same percentage as Company's shortfall in its completion of orders for lines that Company has confirmed to Customer as being loop qualified. For example, if at the end of a year of the five year TVP, 20% of the orders submitted by Customer for CDLs that were identified to Customer as being loop qualified are not actually loop qualified when Company processes the order for the ADSL Service, Customer's volume commitment levels for that year will be reduced by 20%.

Loop qualified means in the case of a CDL, that the serving wire center for such CDL is equipped to provide ADSL Service, and the facilities from the serving wire center to the CDL are confirmed by Company as being capable of receiving an ADSL Service arrangement. Completion means that the ADSL Service is satisfactorily installed to the network interface device at the CDL.

(TR110)

## Access Service

---

SECTION 16 BROADBAND SERVICES

---

## SECTION 16.5 - DESCRIPTION OF DATA SERVICES AND RATES (Continued)

## 16.5.6 DSL Solutions I (Continued)

## 16.5.6.6 Rate Regulations (Continued)

## D. Term and Volume Plan (TVP) (Continued)

10. Adjustments to Minimum Volume Commitment for Five Year TVP  
(Continued)

The volume commitment level requirements for the five year TVP will be reduced at the end of any year of the TVP in which Company does not clear trouble reports for interruptions in the ADSL Service in an average of less than nine hours from the time Customer makes a trouble report to Company. Clearing a trouble report means that the cause of the problem is either determined to be due to a problem outside of the ADSL Service provided under this Tariff, or, if within the ADSL Service, is resolved and service is restored. The average time to repair will be determined on a Customer-specific basis. The average will be determined for the applicable year of Customer's TVP. The minimum volume commitment level will be reduced in accordance with the following table:

<u>Average Hours to Repair</u>	<u>Reduction in Volume Commitment Level</u>
Between 9 and 10	1%
Between 10 and 11	2%
Between 11 and 12	3%
Between 12 and 13	4%
Between 13 and 14	5%
Between 14 and Longer	6%

(TR110)

## Access Service

---

SECTION 16 BROADBAND SERVICES

---

## SECTION 16.5 - DESCRIPTION OF DATA SERVICES AND RATES (Continued)

## 16.5.6 DSL Solutions I (Continued)

## 16.5.6.6 Rate Regulations (Continued)

## D. Term and Volume Plan (TVP) (Continued)

## 11. Termination Liability

This section applies when Customer terminates its subscription to a TVP prior to the end of the TVP term. This section is not applicable for terminations of individual ADSL Service arrangements.

When a TVP service is discontinued prior to the end of the commitment term, termination liability charges will apply, as set forth below, based on the remainder of the TVP term in effect at the time of disconnect.

One Year TVP - Prorated payment based on the ADSL Service Level Package mix times the number of remaining months of the first year's recurring charges.

Three Year TVP - Prorated payment based on the ADSL Service Level Package mix times the number of remaining months of the first, second and third year's recurring charges.

Five Year TVP - For termination of a five year TVP, the customer must provide Company with 90 days advance written notice of such early termination.

The termination liability for a five year TVP will be the lesser of the charges determined by the following calculations:

- The difference between what would have been charged had Customer had the month to month rate for each line in-service at the end of each month Customer subscribed to the TVP, less all payments made and owed, including any shortfall charges and MIC payments; or,
- One-half of the total monthly charges for the remainder of the five year commitment term calculated for each remaining year at the minimum ADSL Service arrangement quantity, as set forth in Section D. 1, as adjusted pursuant to Section D. 10, for Customer's selected volume commitment level in effect on the date Customer terminated its subscription.

(TR110)

## Access Service

---

SECTION 16 BROADBAND SERVICES

---

## SECTION 16.5 - DESCRIPTION OF DATA SERVICES AND RATES (Continued)

## 16.5.6 DSL Solutions I (Continued)

## 16.5.6.6 Rate Regulations (Continued)

## D. Term and Volume Plan (TVP) (Continued)

## 12. Changes in Regulation

If the FCC issues a ruling or rulings that have a net material adverse effect on the ability of either Company or Customer to benefit from the TVPs described in this Tariff, the entity that is adversely affected may, by written notice given within 90 days of the effective date of the FCC decision, terminate, as applicable, the provision of, or subscription to, the TVP. If either Company or Customer so terminates the TVP, Company shall continue to provide ADSL Service arrangements then in effect to Customer for Customer's end-users for the longer of the remainder of the end-user's first full year of service, or six months following the effective date of such termination, at the monthly rates then in effect, and Customer shall not be liable for any shortfall charges (as set out in Section D. 8, preceding) for the year of the TVP in which the effective date of the termination occurs, or for the minimum in-service commitment set out in Section D. 9, or for the termination liability set out in Section D. 11.

## 13. Termination for Failure to Perform Obligations

If Company materially breaches its obligations under a TVP as set out in this Tariff, Customer may provide Company written notice of the breach, and may, upon second written notice, terminate its subscription to the TVP if Company fails to cure the breach within 30 days of the first notice. If Customer terminates its subscription to a TVP pursuant to this section, Company shall continue to provide ADSL Service arrangements then in effect to Customer for Customer's end-users for the longer of the remainder of the end-user's first full year of service, or six months following the effective date of such termination (or such longer period as may be available under this Tariff at the time of termination), at the monthly rates then in effect, and Customer shall not be liable for any shortfall charges set out in Section D. 8 for the year of the TVP in which the effective date of the termination occurs, or for the minimum in-service commitment set out in Section D. 9, or for the termination liability set out in Section D. 11.

(TR110)

## Access Service

---

SECTION 16 BROADBAND SERVICES

---

## SECTION 16.5 - DESCRIPTION OF DATA SERVICES AND RATES (Continued)

## 16.5.6 DSL Solutions I (Continued)

## 16.5.6.6 Rate Regulations (Continued)

## D. Term and Volume Plan (TVP) (Continued)

## 13. Termination for Failure to Perform Obligations (Continued)

If Customer materially breaches its obligations under a TVP as set out in this Tariff, Company may provide Customer written notice of the breach, and may, upon second written notice, terminate its provision of services under the TVP if Customer fails to cure the breach within 30 days of the first notice. If Company terminates its provision of services under a TVP pursuant to this section, Company shall continue to provide ADSL Service arrangements then in effect to Customer for Customer's end-users for the shorter of the remainder of the end-user's first full year of service, or six months following the effective date of such termination (or such longer period as may be available under this Tariff at the time of termination), at the monthly rates then in effect; Customer shall be liable for any shortfall charges set out in Section D. 8 for the year of the TVP in which the effective date of the termination occurs, prorated based on the actual duration of the year of the TVP; and Customer shall be subject to the minimum in-service commitment set out in Section D. 9 for ADSL Service arrangements that Customer terminates prior to the first full year of service.

(TR110)

## Access Service

---

SECTION 16 BROADBAND SERVICES

---

## SECTION 16.5 - DESCRIPTION OF DATA SERVICES AND RATES (Continued)

## 16.5.6 DSL Solutions I (Continued)

## 16.5.6.6 Rate Regulations (Continued)

## D. Term and Volume Plan (TVP) (Continued)

## 14. Existing Term and Volume Plan Conversions

Existing DSL Solutions I TVP arrangements covered in this section may be converted to new Infospeed DSL Solutions VTDP arrangements covered under Part III of this tariff without the assessment of termination liability beginning June 7, 2001 and ending August 7, 2001. The conversion of the existing arrangements will include the following conditions:

1. An existing DSL Solutions I TVP arrangement may only be converted to a new Infospeed DSL Solutions VTDP of the same plan period or a longer plan period. (i.e. 5-year plan to 5-year plan, 3-year plan to 5-year plan)
2. All of the existing DSL Solutions I service arrangements will be converted to the new Infospeed DSL Solutions VTDP rates associated with the selected term and volume commitment.
3. All of the converted service arrangements that remain in-service will count towards the volume commitment level for the Infospeed DSL Solutions VTDP plan selected.
4. The new Infospeed DSL Solutions VTDP will have the same service anniversary date as the existing DSL Solutions I TVP.
5. Any accrued Shortfall Charges associated with the existing DSL Solutions I TVP will be waived; however, Customer will be responsible for any Shortfall Liability under Infospeed DSL Solutions VTDP.
6. Any accrued Minimum In Service Commitment associated with the existing DSL Solutions I TVP will be waived.

(TR110)



## Access Service

SECTION 16 BROADBAND SERVICES

---

## SECTION 16.5 - DESCRIPTION OF DATA SERVICES AND RATES (Continued)

16.5.6 DSL Solutions I (Continued)16.5.6.7 Wire Centers

<u>State</u>	<u>Wire Center Name</u>
KY	Ashland
KY	Elizabethtown
KY	Lexington East
KY	Lexington Elkhorn
KY	Lexington Lkeside Ewood
KY	Lexington Lkeside Madden
KY	Lexington Main
KY	Lexington Main Berea
KY	Lexington Main Ft Sprgs
KY	Lexington Main Old Frkt
KY	Lexington North
KY	Lexington South
KY	Lexington Southeast
KY	Nicholasville
KY	Nicholasville Catnip Hill
KY	Somerset
KY	Versailles
KY	Wilmore

(TR110)

## Access Service

## SECTION 16 BROADBAND SERVICES

## SECTION 16.5 - DESCRIPTION OF DATA SERVICES AND RATES (Continued)

16.5.6 DSL Solutions I (Continued)16.5.6.8 Rates

These rate elements are no longer available to new Customers. In addition, these rate elements may not be added to an existing Customer's plan.

## A. Service Modifications

	Service Rearrangements, each <u>Nonrecurring Charge</u>	Software Changes, each <u>Nonrecurring Charge</u>
Kentucky	35.00	6.00

## B. Standard Arrangements

	<u>Nonrecurring Charge*</u>	<u>Bronze</u>	<u>Bronze Plus</u>	<u>Monthly Rate</u>				<u>Platinum Plus</u>
				<u>Silver</u>	<u>Gold</u>	<u>Platinum</u>		
Kentucky	60.00	40.00	40.00	60.00	80.00	120.00		250.00

## C. Term and Volume Plan (TVP)

## 1. Bronze

One Year Term (256 Kbps Down/64 Kbps Up)

	<u>Nonrecurring Charge**</u>	<u>Monthly Rate</u>		
		<u>1 - 499*</u>	<u>500 - 1,500</u>	<u>Over 1,500</u>
Kentucky	60.00	35.00	34.00	33.00

Three Year Term (256 Kbps Down/64 Kbps Up)

	<u>Nonrecurring Charge**</u>	<u>Monthly Rate</u>		
		<u>1 - 499*</u>	<u>500 - 1,500</u>	<u>Over 1,500</u>
Kentucky	60.00	32.00	31.00	30.00

(TR110)

## Access Service

## SECTION 16 BROADBAND SERVICES

## SECTION 16.5 - DESCRIPTION OF DATA SERVICES AND RATES (Continued)

16.5.6 DSL Solutions I (Continued)16.5.6.8 Rates (Continued)

## C. Term and Volume Plan (TVP) (Continued)

## 2. Bronze Plus

One Year Term (768 Kbps Down/128 Kbps Up)

	<u>Nonrecurring Charge**</u>	<u>Monthly Rate 1 - 1,500*</u>	<u>Over 1,500</u>
Kentucky	60.00	32.50	32.25

Three Year Term (768 Kbps Down/128 Kbps Up)

	<u>Nonrecurring Charge*</u>	<u>2,500 - 7,499</u>	<u>Monthly Rate 7,500 - 12,499</u>	<u>12,500 and Over</u>
Kentucky	60.00	32.00	31.75	31.50

Five Year Term (768 Kbps Down/128 Kbps Up)

	<u>Nonrecurring Charge*</u>	<u>25,000 74,999</u>	<u>Monthly Rate 75,000 149,000</u>	<u>150,000 299,999</u>	<u>300,000 674,999</u>	<u>675,000 and Over</u>
Kentucky	60.00	31.00	30.25	29.25	27.50	25.00

## 3. Silver

One Year Term (384 Kbps Down/384 Kbps Up)

	<u>Nonrecurring Charge**</u>	<u>Monthly Rate 1 - 1,500*</u>	<u>Over 1,500</u>
Kentucky	60.00	53.00	51.00

Three Year Term (384 Kbps Down/384 Kbps Up)

	<u>Nonrecurring Charge**</u>	<u>1 - 2,499*</u>	<u>Monthly Rate 2,500 - 7,499</u>	<u>7,500 - 12,499</u>	<u>12,500 and Over</u>
Kentucky	60.00	47.00	45.00	44.50	44.00

Five Year Term (384 Kbps Down/384 Kbps Up)

	<u>Nonrecurring Charge*</u>	<u>25,000 74,999</u>	<u>Monthly Rate 75,000 149,000</u>	<u>150,000 299,999</u>	<u>300,000 674,999</u>	<u>675,000 and Over</u>
Kentucky	60.00	43.00	41.80	41.00	39.00	37.00

(TR110)

## Access Service

## SECTION 16 BROADBAND SERVICES

## SECTION 16.5 - DESCRIPTION OF DATA SERVICES AND RATES (Continued)

16.5.6 DSL Solutions I (Continued)16.5.6.8 Rates (Continued)

## C. Term and Volume Plan (TVP) (Continued)

## 4. Gold

## One Year Term (768 Kbps Down/768 Kbps Up)

	Nonrecurring <u>Charge**</u>	Monthly Rate	
		<u>1 - 1,500*</u>	<u>Over 1,500</u>
Kentucky	60.00	68.00	65.00

## Three Year Term (768 Kbps Down/768 Kbps Up)

	Nonrecurring <u>Charge**</u>	Monthly Rate			
		<u>1 - 2,499*</u>	<u>2,500 - 7,499</u>	<u>7,500 - 12,499</u>	<u>12,500 and Over</u>
Kentucky	60.00	61.00	59.00	58.50	57.75

## Five Year Term (768 Kbps Down/768 Kbps Up)

	Nonrecurring <u>Charge*</u>	Monthly Rate				
		<u>25,000 74,999</u>	<u>75,000 149,000</u>	<u>150,000 299,999</u>	<u>300,000 674,999</u>	<u>675,000 and Over</u>
Kentucky	60.00	56.75	55.40	54.50	52.25	50.00

(TR110)

## Access Service

## SECTION 16 BROADBAND SERVICES

## SECTION 16.5 - DESCRIPTION OF DATA SERVICES AND RATES (Continued)

16.5.6 DSL Solutions I (Continued)16.5.6.8 Rates (Continued)

## C. Term and Volume Plan (TVP) (Continued)

## 5. Platinum

## One Year Term (1.5 Mbps Down/768 Kbps Up)

	Nonrecurring <u>Charge**</u>	Monthly Rate	
		<u>1 - 1,500*</u>	<u>Over 1,500</u>
Kentucky	60.00	95.00	90.00

## Three Year Term (1.5 Mbps Down/768 Kbps Up)

	Nonrecurring <u>Charge**</u>	1 - <u>2,499*</u>	Monthly Rate		
			<u>2,500 - 7,499</u>	<u>7,500 - 12,499</u>	<u>12,500 and Over</u>
Kentucky	60.00	80.00	75.00	74.00	73.25

## Five Year Term (1.5 Mbps Down/768 Kbps Up)

	Nonrecurring <u>Charge*</u>	25,000 <u>74,999</u>	75,000 <u>149,000</u>	Monthly Rate		
				<u>150,000 299,999</u>	<u>300,000 674,999</u>	<u>675,000 and Over</u>
Kentucky	60.00	71.75	69.80	68.50	65.25	62.00

(TR110)

## Access Service

## SECTION 16 BROADBAND SERVICES

## SECTION 16.5 - DESCRIPTION OF DATA SERVICES AND RATES (Continued)

16.5.6 DSL Solutions I (Continued)16.5.6.8 Rates (Continued)

## C. Term and Volume Plan (TVP) (Continued)

## 6. Platinum Plus

## One Year Term (1.5 Mbps Down/768 Kbps Up)

	Nonrecurring <u>Charge**</u>	Monthly Rate	
		<u>1 - 1,500*</u>	<u>Over 1,500</u>
Kentucky	60.00	215.00	205.00

## Three Year Term (1.5 Mbps Down/768 Kbps Up)

	Nonrecurring <u>Charge**</u>	1 - <u>2,499*</u>	Monthly Rate		
			<u>2,500 - 7,499</u>	<u>7,500 - 12,499</u>	<u>12,500 and Over</u>
Kentucky	60.00	194.00	186.00	184.00	182.75

## Five Year Term (1.5 Mbps Down/768 Kbps Up)

	Nonrecurring <u>Charge*</u>	25,000 <u>74,999</u>	75,000 <u>149,000</u>	Monthly Rate		
				<u>150,000 299,999</u>	<u>300,000 674,999</u>	<u>675,000 and Over</u>
Kentucky	60.00	179.50	175.60	173.00	166.50	160.00

(TR110)

## Access Service

SECTION 16 BROADBAND SERVICES

---

## SECTION 16.5 - DESCRIPTION OF DATA SERVICES AND RATES (Continued)

16.5.7 Frame Relay Service III16.5.7.1 Service Description

Frame Relay Service III (FRSIII) is a low to medium speed, connection oriented, statistically multiplexed packet switched service. FRSIII allows for the transfer of variable length frames (packets) across Permanent Virtual Circuits (PVCs), which are bi-directional, end-to-end logical channels that define a specific path for data transmission. PVCs are established and dis-established via the Service Order process.

There are three types of frame relay PVCs:

## A. Permanent Virtual Circuit (PVC) - Intrazone

An intrazone PVC is a logical channel path between two Customer ports located within the same zone.

## B. Permanent Virtual Circuit (PVC) - Interzone

An interzone PVC is a logical channel path between two Customer ports located in different zones within a state.

## C. Permanent Virtual Circuit (PVC) - Interworked

An interworked PVC is a logical channel path that traverses both a Frame Relay switch and an ATM switch.

Frame Relay zones are found in Section 16.5.9.6.

(TR110)

## Access Service

---

SECTION 16 BROADBAND SERVICES

---

## SECTION 16.5 - DESCRIPTION OF DATA SERVICES AND RATES (Continued)

## 16.5.7 Frame Relay Service III (Continued)

## 16.5.7.2 Service Provisioning

FRSIII is available to Customers through the following:

- Frame Relay User-to-Network Interface (UNI) Port with Access Line Connection
- Frame Relay UNI Port Only Connection
- Frame Relay Network-to-Network (NNI) Port Only Connection
- Permanent Virtual Circuits (PVCs)

The UNI is a standard interface used to connect the end user to the FRSIII Network. It receives the data frame from Customer's Local Area Network (LAN) or other Customer Provided Equipment (CPE) devices and verifies that the Data Link Connection Identifier (DLCI) is valid before relaying the frame to the destination point. The DLCI is a Frame Relay term defining a 10-bit field of the address field, and identifies data links and their service parameters.

The NNI is a standard interface for connecting two Frame Relay switches and includes elements such as bi-directional polling to assist network providers with gaining information on the status of the networks being connected.

The Frame Relay access line consists of a 56/64 Kbps, 128 Kbps, 256 Kbps, 384 Kbps, or 1.544 Mbps digital facility from Customer premise to the Frame Relay switch. 45 Mbps is not offered bundled with the Frame Relay Access Line. 45 Mbps is available on a UNI or NNI Port Only basis. The Frame Relay UNI and NNI Port Only offerings are provided for digital access line connections to the network supporting FRSIII. Company may setup access arrangements on behalf of Customer. Access facilities arranged by Company will be billed at the rates provided by the underlying carrier. Any special construction or non-standard charges assessed by the carrier supplying the local access will also be the responsibility of Customer.

PVCs are the end-to-end logical channels defined in software tables that connect UNIs and NNIs in the VADI Frame Relay network as requested by Customer. In order to establish a PVC, Committed Information Rate (CIR), Be (Burst Excess) and at least two DLCI's must be specified.

(TR110)



## Access Service

SECTION 16 BROADBAND SERVICES

---

## SECTION 16.5 - DESCRIPTION OF DATA SERVICES AND RATES (Continued)

## 16.5.7 Frame Relay Service III (Continued)

## 16.5.7.2 Service Provisioning (Continued)

CIR is the maximum information rate at which Customer's traffic will be admitted to the Frame Relay network without being designated eligible for discard. No PVC can have a CIR greater bit rate than the lower of the two port speeds connected by the PVC segment.

Be is the maximum amount of additional data, measured in bits, that Company will attempt to handle, network conditions permitting. The maximum value for the Be will be the lower of the two port speeds connected by the PVC segment. For example, if Customer location A has a 56 Kbps port and Customer location B has a 45 Mbps port, the maximum allowable Be for the PVC linking these two locations is 56 Kbps.

The actual throughput of Customer traffic cannot exceed the bandwidth of the access line and the port speed. Since multiple PVCs may be defined on one physical port, it is possible for the cumulative CIRs to exceed the physical bandwidth of that port. This is referred to as over-subscription and when this occurs, there can be no guarantee that the bandwidth defined for any PVC will be available at a given time.

Customer subscribing to a Frame Relay Port or Port with Access Line will be referred to as the controller of the Frame Relay Port. A separate entity may subscribe, with written authorization from the controller, to a PVC which allows communication between entities. A disconnect of a PVC does not result in the disconnect of the underlying access line and port. Only the controller may order the disconnect of the Frame Relay Access Service. Both Customers must have a FRSIII. The controller of each Frame Relay Access Service must have written permission from the controller(s) of each of the Frame Relay Services to which a PVC is requested.

The Frame Relay Port and/or PVCs may be ordered and billed separately from an associated Frame Relay Port and PVC, and can have different Customers as controllers.

Frame Relay to ATM PVC conversion is a FRSIII option which permits PVC paths to be established between Frame Relay subscribers and ATM users when interworking is available. Customers ordering an interworked PVC must designate that the termination of the PVC will occur on an ATM Service. In addition, Customer must designate the CIR of the PVC. A monthly recurring charge based upon the CIR of the PVC ordered will apply for each PVC interworked to an ATM Service in addition to the intrazone or interzone PVC CIR capacity charge.

(TR110)

## Access Service

---

SECTION 16 BROADBAND SERVICES

---

## SECTION 16.5 - DESCRIPTION OF DATA SERVICES AND RATES (Continued)

## 16.5.7 Frame Relay Service III (Continued)

## 16.5.7.2 Service Provisioning (Continued)

Company does not undertake to originate data, but offers the use of its service components, where available, to Customers for the purpose of transporting Customer-originated data.

FRSIII is available where facilities and conditions permit.

## 16.5.7.3 Obligation of Company

In addition to the general conditions described in Section 16.2:

- When Customer requests a path which is related to other Local Exchange Carriers (LECs), Interexchange Carriers (IXCs) or other Frame Relay networks, Company will provide assistance in establishing the associated PVC.
- Occasionally, in order to perform software updates and other maintenance, it may be necessary to take the Frame Relay switch out of service, during the predetermined maintenance window. In these cases, all attempts will be made to notify Customer in advance as to the time and duration of these outages. Company reserves the right to temporarily interrupt FRSIII at other times in emergency situations.

## 16.5.7.4 Obligations of Customer

In addition to the general conditions described in Section 16.2:

- It shall be the responsibility of Customer to ensure the continuing compatibility of CPE that is used in conjunction with the FRSIII. The CPE shall be in compliance with FCC rules and regulations
- Error correction is the responsibility of Customer's terminal equipment and/or applications. If the FRSIII network experiences congestion or failures, Customer data may be discarded. In addition, frames that are received in excess of the Be, with bad addresses, or other errors, will be discarded on ingress to the network.

(TR110)

## Access Service

---

SECTION 16 BROADBAND SERVICES

---

## SECTION 16.5 - DESCRIPTION OF DATA SERVICES AND RATES (Continued)

## 16.5.7 Frame Relay Service III (Continued)

## 16.5.7.4 Obligations of Customer (Continued)

- Customer, upon request, shall furnish such information as may be required to permit Company to design and maintain the FRSIII it offers and to assure that the service arrangement is in compliance with the regulations contained herein. At service subscription, Customer will be expected to specify the DLCI, PVC CIR capacity and Be for each PVC ordered. If desired, Customer may request that Company assign DLCIs.
- Customer shall be responsible for obtaining permission for Company's agents or employees to enter the premises of Customer or its users at any reasonable hour for the purpose of installing, inspecting, repairing, or, upon termination of the service, removing the service components of Company.

## 16.5.7.5 Rate Regulations

## A. Minimum Period

The minimum period for FRSIII is one month, except when provided under a Term Payment Plan (TPP) arrangement. The regulations applicable to FRSIII provided under a TPP arrangement are specified under 5.9.5 D.

## 1. Frame Relay UNI Port and Access Line

A non-recurring charge and a monthly rate, based on the speed of the port connection (e.g., 56/64 Kbps, 384 Kbps or 1.544 Mbps), apply per port for each physical connection to the network supporting FRSIII. Each port can accommodate multiple paths (PVCs). Clear channel capability, as necessary, is included at no additional charge. This bundled port and access offering is available only where facilities and conditions permit.

(TR110)

## Access Service

---

SECTION 16 BROADBAND SERVICES

---

## SECTION 16.5 - DESCRIPTION OF DATA SERVICES AND RATES (Continued)

## 16.5.7 Frame Relay Service III (Continued)

## 16.5.7.5 Rate Regulations (Continued)

## B. Rate Elements (Continued)

## 2. Frame Relay UNI or NNI Port Only

A non-recurring charge and a monthly rate, based on the speed of the port connection (e.g., 56/64 Kbps or 1.544 Mbps), apply per port for each Frame Relay access line or digital private line connection to the network supporting FRSIII. Each port can accommodate multiple paths (PVCs). Company may setup access arrangements on behalf of Customer. Access facilities arranged by Company will be billed at the rates provided by the underlying carrier. Any special construction or non-standard charges assessed by carrier supplying the local access will also be the responsibility of Customer.

## (a) Network-to-Network Interface (NNI) Port Only

The NNI port configuration is used for connecting two networks together for bi-directional messaging and is available on a private basis only. A private NNI is a NNI port sold for the exclusive use of Customer.

## (b) User-to-Network Interface (UNI) Port Only

The UNI port provides for a user-to-Carrier connection (i.e., end user Customer to Company).

(TR110)

## Access Service

---

SECTION 16 BROADBAND SERVICES

---

## SECTION 16.5 - DESCRIPTION OF DATA SERVICES AND RATES (Continued)

## 16.5.7 Frame Relay Service III (Continued)

## 16.5.7.5 Rate Regulations (Continued)

## B. Rate Elements (Continued)

## 3. Frame Relay PVCs

## (a) Intrazone PVC

A monthly rate applies, based upon CIR capacity, for each intrazone PVC requested by Customer.

## (b) Interzone PVC

A monthly rate applies, based upon CIR capacity, for each interswitch PVC ordered that traverses one or more frame relay zone boundaries within a state. The Frame Relay zones are listed in Section 16.5.9.6. Interzone PVCs must be ordered separately from intrazone PVCs, interworked PVCs and UNI/NNI ports.

## (c) Interworked PVC

A monthly rate applies, based upon CIR capacity, for each PVC interworked to an ATM Service as set forth in Section 16.5.9.7. This charge is in addition to intrazone or interzone Frame Relay PVC rate element and its associated CIR capacity.

## C. Rate Application

Customer may access FRSIII via a Frame Relay Access Line or via facilities provided by another carrier. Company may setup access arrangements on behalf of Customer. Access facilities arranged by Company will be billed at the rates provided by the underlying carrier. Any special construction or non-standard charges assessed by the carrier supplying the local access will also be the responsibility of Customer. If Customer utilizes such access facilities, the associated regulations, rates and charges for such facilities shall apply in addition to the rates and charges associated with the FRSIII rate elements.

(TR110)

## Access Service

---

SECTION 16 BROADBAND SERVICES

---

## SECTION 16.5 - DESCRIPTION OF DATA SERVICES AND RATES (Continued)

## 16.5.7 Frame Relay I (Continued)

## 16.5.7.5 Rate Regulations (Continued)

## C. Rate Application (Continued)

The Frame Relay Port (unbundled or bundled with an access line) and its associated PVC segment(s) may be ordered and billed separately from an associated Frame Relay Port and PVC and can have different controllers, as discussed under 5.9.2. A request by one Customer to discontinue a PVC does not result in the disconnection of the Frame Relay Access Line and Port. Only the controller of a Frame Relay Access Service may authorize a disconnect of that line.

## D. Term Payment Plan (TPP)

## 1. General

The terms and conditions specified herein are applicable to FRSIII and are in addition to other regulations as specified in this Tariff.

The Frame Relay UNI Port with Access Line, the Frame Relay UNI or NNI Port Only rate elements are available under a TPP. PVCs are not offered under a TPP.

Frame Relay TPP rates will not be greater than standard month-to-month Frame Relay rates, for the same rate elements.

Three-year and five-year TPP rates will be equal to or less than the one-year TPP rates. Decreases to the one-year TPP rates will flow through to the three-year and five-year TPP rates.

Payment periods of one-year, three-year, and five-years are available to all Customers at the applicable rates set forth in 5.9.8 regardless of when they subscribe to a TPP arrangement. Rate elements must be ordered under the same TPP period. Customer must designate on the Service Request the payment period for the TPP.

Inside moves, provided in accordance with Section 16.4, will not incur termination liability charges. Outside moves, provided in accordance with Section 16.4, will allow Customer to retain the same TPP payment period. Any other move will be treated as a disconnect of the service and termination liability charges will apply.

(TR110)

## Access Service

---

SECTION 16 BROADBAND SERVICES

---

## SECTION 16.5 - DESCRIPTION OF DATA SERVICES AND RATES (Continued)

## 16.5.7 Frame Relay Service III (Continued)

## 16.5.7.5 Rate Regulations (Continued)

## D. Term Payment Plan (TPP) (Continued)

## 2. Changes in Length of TPP Period

Prior to the completion of the selected TPP period, Customer may elect to convert to a new TPP period of the same or different length, subject to the following conditions:

- No credit toward the new payment period will be given for payments made under the original TPP arrangement;
- Non-recurring charges will not be reapplied for existing service(s);
- If the new TPP period is shorter in length than the time remaining under the existing TPP, the change to the new TPP period constitutes a discontinuance of the existing TPP service and termination liability charges apply.

## 3. Renewal Options

At the expiration of a TPP period, Company will automatically renew the service at the same TPP period unless Customer chooses to convert to a different TPP period, convert to month-to-month rates, or discontinue service.

Conversion to a different TPP period will require Customer to submit a change order Service Request. Conversion of existing TPP service to a different TPP period will be allowed without application of any non-recurring or ordering charges.

Conversion to month-to-month rates will be treated as a disconnect of service and establishment of new service. However, if no other changes are ordered, no charge will apply.

(TR110)

## Access Service

---

SECTION 16 BROADBAND SERVICES

---

## SECTION 16.5 - DESCRIPTION OF DATA SERVICES AND RATES (Continued)

## 16.5.7 Frame Relay Service III (Continued)

## 16.5.7.5 Rate Regulations (Continued)

## D. Term Payment Plan (TPP) (Continued)

## 4. Notification of Discontinuance

A Service Request for discontinuance of a TPP arrangement must be received by Company at least 30 days prior to actual disconnect of service. Monthly charges will apply for a period of 30 days from the date Company receives disconnect notification or until the requested disconnect date, whichever period is longer.

## 5. Upgrade to Higher Speed Service

Customers may elect to upgrade service(s) to a higher speed during a TPP period, subject to the following conditions:

- Both the existing and the new services are provided solely by Company.
- The order to discontinue a service at an existing speed or capacity and the order for the upgraded service are received by Company at the same time.
- The new service will be provided at the same Customer location as the discontinued service.
- The fixed-period plan for the upgraded service(s) meets or exceeds the remaining length of the existing fixed-period plan.
- The total monthly rate of the new agreement is equal to or greater than the total monthly rate of the existing agreement period.

The monthly rates for the upgraded services and/or service elements will be those in effect at the time of the service upgrade. The upgraded service will be subject to all appropriate non-recurring charges.

Termination liability charges will not apply as long as the upgraded service remains connected at the same point of termination(s) or meets the mover requirements set forth in Section 16.4.

(TR110)



## Access Service

---

SECTION 16 BROADBAND SERVICES

---

## SECTION 16.5 - DESCRIPTION OF DATA SERVICES AND RATES (Continued)

## 16.5.7 Frame Relay Service III (Continued)

## 16.5.7.5 Rate Regulations (Continued)

## D. Term Payment Plan (TPP) (Continued)

## 6. Termination Liability

In the event that service is disconnected in full or Customer otherwise elects to cancel the plan prior to the completion of the term, termination liability shall apply. The termination liability charge will equal 25% of the remainder of the charges that would have been paid had Customer continued service in the plan for the balance of the term.

## 7. Termination Without Liability

During a TPP period, should the currently effective rate for Customer's service increase, Customer may, at his/her option, terminate the TPP arrangement without penalty or liability.

(TR110)

## Access Service

SECTION 16 BROADBAND SERVICES

---

## SECTION 16.5 - DESCRIPTION OF DATA SERVICES AND RATES (Continued)

16.5.7 Frame Relay Service III (Continued)16.5.7.6 ZonesState  
KentuckyZone  
Elizabethtown  
LexingtonOffice Name  
Elizabethtown  
Ashland  
Morehead  
Lexington  
London

(TR110)

## Access Service

SECTION 16 BROADBAND SERVICES

---

## SECTION 16.5 - DESCRIPTION OF DATA SERVICES AND RATES (Continued)

16.5.7 Frame Relay Service III (Continued)16.5.7.7 Rates - Standard Arrangements

## A. Frame Relay UNI Port and Access Line, Each

1.	56/64 Kbps*	Non-Recurring <u>Charge</u>	Monthly <u>Rate</u>
	Kentucky	195.00	110.00
2.	128 Kbps	Non-Recurring <u>Charge</u>	Monthly <u>Rate</u>
	Kentucky	395.00	200.00
3.	256 Kbps	Non-Recurring <u>Charge</u>	Monthly <u>Rate</u>
	Kentucky	395.00	280.00
4.	384 Kbps	Non-Recurring <u>Charge</u>	Monthly <u>Rate</u>
	Kentucky	395.00	380.00
5.	1.544 Mbps	Non-Recurring <u>Charge</u>	Monthly <u>Rate</u>
	Kentucky	395.00	530.00

(TR110)

## Access Service

SECTION 16 BROADBAND SERVICES

---

## SECTION 16.5 - DESCRIPTION OF DATA SERVICES AND RATES (Continued)

16.5.7 Frame Relay Service III (Continued)16.5.7.7 Rates - Standard Arrangements (Continued)

## B. Frame Relay UNI Port Only, Each

1.	56/64 Kbps*	Non-Recurring <u>Charge</u>	Monthly <u>Rate</u>
	Kentucky	95.00	24.00
2.	128 Kbps	Non-Recurring <u>Charge</u>	Monthly <u>Rate</u>
	Kentucky	150.00	80.00
3.	256 Kbps	Non-Recurring <u>Charge</u>	Monthly <u>Rate</u>
	Kentucky	150.00	115.00
4.	384 Kbps	Non-Recurring <u>Charge</u>	Monthly <u>Rate</u>
	Kentucky	150.00	160.00
5.	1.544 Mbps	Non-Recurring <u>Charge</u>	Monthly <u>Rate</u>
	Kentucky	295.00	213.00
6.	45 Mbps	Non-Recurring <u>Charge</u>	Monthly <u>Rate</u>
	Kentucky	395.00	1,180.00

(TR110)

## Access Service

SECTION 16 BROADBAND SERVICES

---

## SECTION 16.5 - DESCRIPTION OF DATA SERVICES AND RATES (Continued)

16.5.7 Frame Relay Service III (Continued)16.5.7.7 Rates - Standard Arrangements (Continued)

## C. Frame Relay Private NNI Port Only, Each

1.	384 Kbps	Non-Recurring Charge	Monthly Rate
	Kentucky	150.00	160.00
2.	1.544 Mbps	Non-Recurring Charge	Monthly Rate
	Kentucky	295.00	213.00
3.	45 Mbps	Non-Recurring Charge	Monthly Rate
	Kentucky	395.00	1180.00

(TR110)

## Access Service

## SECTION 16 BROADBAND SERVICES

## SECTION 16.5 - DESCRIPTION OF DATA SERVICES AND RATES (Continued)

16.5.7 Frame Relay Service III (Continued)16.5.7.7 Rates - Standard Arrangements (Continued)

## D. Frame Relay PVC, Each

## 1. Intrazone, Based on CIR Requested

		Monthly Rate			
		<u>0 - 32 Kbps</u>	<u>33 - 64 Kbps</u>	<u>65 - 96 Kbps</u>	<u>97 - 128 Kbps</u>
Kentucky		8.00	15.00	22.00	27.00
		Monthly Rate			
		<u>129 - 192 Kbps</u>	<u>193 - 256 Kbps</u>	<u>257 - 320 Kbps</u>	<u>321 - 384 Kbps</u>
Kentucky		36.00	42.00	48.00	54.00
		Monthly Rate			
		<u>385 - 512 Kbps</u>	<u>513 - 768 Kbps</u>	<u>769 - 1152 Kbps</u>	<u>1153 - 1536 Kbps</u>
Kentucky		60.00	70.00	80.00	90.00
		Monthly Rate			
		<u>1537 - 4000 Kbps</u>	<u>4001 - 10000 Kbps</u>	<u>10001 - 15000 Kbps</u>	
Kentucky		120.00	250.00	330.00	
		Monthly Rate			
		<u>15001 - 20000 Kbps</u>	<u>20001 - 25000 Kbps</u>	<u>25001 - 30000 Kbps</u>	
Kentucky		410.00	490.00	570.00	
		Monthly Rate			
		<u>30001 - 35000 Kbps</u>	<u>35001 - 40000 Kbps</u>	<u>40001 - 45000 Kbps</u>	
Kentucky		650.00	730.00	800.00	

(TR110)

## Access Service

## SECTION 16 BROADBAND SERVICES

## SECTION 16.5 - DESCRIPTION OF DATA SERVICES AND RATES (Continued)

16.5.7 Frame Relay Service III (Continued)16.5.7.7 Rates - Standard Arrangements (Continued)

## D. Frame Relay PVC, Each (Continued)

## 2. Interzone, Based on CIR Requested

Kentucky	<u>0 - 32 Kbps</u>		<u>33 - 64 Kbps</u>		Monthly Rate		<u>65 - 96 Kbps</u>		<u>97 - 128 Kbps</u>	
	25.00		45.00				60.00		70.00	
Kentucky	<u>129 - 192 Kbps</u>		<u>193 - 256 Kbps</u>		Monthly Rate		<u>257 - 320 Kbps</u>		<u>321 - 384 Kbps</u>	
	95.00		115.00				130.00		145.00	
Kentucky	<u>385 - 512 Kbps</u>		<u>513 - 768 Kbps</u>		Monthly Rate		<u>769 - 1152 Kbps</u>		<u>1153 - 1536 Kbps</u>	
	170.00		195.00				225.00		250.00	
Kentucky	<u>1537 - 4000 Kbps</u>		<u>4001 - 10000 Kbps</u>		Monthly Rate		<u>10001 - 15000 Kbps</u>			
	325.00		710.00				1,000.00			
Kentucky	<u>15001 - 20000 Kbps</u>		<u>20001 - 25000 Kbps</u>		Monthly Rate		<u>25001 - 30000 Kbps</u>			
	1,250.00		1,475.00				1,675.00			
Kentucky	<u>30001 - 35000 Kbps</u>		<u>35001 - 40000 Kbps</u>		Monthly Rate		<u>40001 - 45000 Kbps</u>			
	1,900.00		2,150.00				2,375.00			

(TR110)

## Access Service

## SECTION 16 BROADBAND SERVICES

## SECTION 16.5 - DESCRIPTION OF DATA SERVICES AND RATES (Continued)

16.5.7 Frame Relay Service III (Continued)16.5.7.7 Rates - Standard Arrangements (Continued)

## E. Frame Relay to ATM Conversion, Per PVC, Each

## 1. Interworked, Based on CIR Requested

		Monthly Rate			
		<u>0 - 32 Kbps</u>	<u>33 - 64 Kbps</u>	<u>65 - 96 Kbps</u>	<u>97 - 128 Kbps</u>
Kentucky		6.00	11.25	16.50	20.25
		Monthly Rate			
		<u>129 - 192 Kbps</u>	<u>193 - 256 Kbps</u>	<u>257 - 320 Kbps</u>	<u>321 - 384 Kbps</u>
Kentucky		27.00	31.50	36.00	40.50
		Monthly Rate			
		<u>385 - 512 Kbps</u>	<u>513 - 768 Kbps</u>	<u>769 - 1152 Kbps</u>	<u>1153 - 1536 Kbps</u>
Kentucky		45.00	52.50	60.00	67.50
		Monthly Rate			
		<u>1537 - 4000 Kbps</u>	<u>4001 - 10000 Kbps</u>	<u>10001 - 15000 Kbps</u>	
Kentucky		90.00	187.50	247.50	
		Monthly Rate			
		<u>15001 - 20000 Kbps</u>	<u>20001 - 25000 Kbps</u>	<u>25001 - 30000 Kbps</u>	
Kentucky		307.50	367.50	427.50	
		Monthly Rate			
		<u>30001 - 35000 Kbps</u>	<u>35001 - 40000 Kbps</u>	<u>40001 - 45000 Kbps</u>	
Kentucky		487.50	547.50	600.00	

(TR110)



## Access Service

## SECTION 16 BROADBAND SERVICES

## SECTION 16.5 - DESCRIPTION OF DATA SERVICES AND RATES (Continued)

16.5.7 Frame Relay Service III (Continued)16.5.7.8 Rates - Term Payment Plan (TPP)

## A. Frame Relay UNI Port and Access Line, Each

## 1. 56/64 Kbps\*

	Non-Recurring Charge	One-Year Rate	Three-Year Rate	Five-Year Rate
Kentucky	195.00	105.00	95.00	85.00

## 2. 128 Kbps

	Non-Recurring Charge	One-Year Rate	Three-Year Rate	Five-Year Rate
Kentucky	395.00	180.00	165.00	160.00

## 3. 256 Kbps

	Non-Recurring Charge	One-Year Rate	Three-Year Rate	Five-Year Rate
Kentucky	395.00	250.00	235.00	220.00

## 4. 384 Kbps

	Non-Recurring Charge	One-Year Rate	Three-Year Rate	Five-Year Rate
Kentucky	395.00	370.00	355.00	340.00

## 5. 1.544 Mbps

	Non-Recurring Charge	One-Year Rate	Three-Year Rate	Five-Year Rate
Kentucky	395.00	510.00	490.00	470.00

(TR110)

## Access Service

## SECTION 16 BROADBAND SERVICES

## SECTION 16.5 - DESCRIPTION OF DATA SERVICES AND RATES (Continued)

16.5.7 Frame Relay Service III (Continued)16.5.7.8 Rates - Term Payment Plan (TPP) (Continued)

## B. Frame Relay UNI Port Only, Each

## 1. 56/64 Kbps\*

	Non-Recurring Charge	One-Year Rate	Three-Year Rate	Five-Year Rate
Kentucky	95.00	23.00	22.00	21.00

## 2. 128 Kbps

	Non-Recurring Charge	One-Year Rate	Three-Year Rate	Five-Year Rate
Kentucky	150.00	75.00	70.00	68.00

## 3. 256 Kbps

	Non-Recurring Charge	One-Year Rate	Three-Year Rate	Five-Year Rate
Kentucky	150.00	110.00	105.00	100.00

## 4. 384 Kbps

	Non-Recurring Charge	One-Year Rate	Three-Year Rate	Five-Year Rate
Kentucky	150.00	150.00	140.00	130.00

## 5. 1.544 Mbps

	Non-Recurring Charge	One-Year Rate	Three-Year Rate	Five-Year Rate
Kentucky	295.00	211.00	208.00	205.00

## 6. 45 Mbps

	Non-Recurring Charge	One-Year Rate	Three-Year Rate	Five-Year Rate
Kentucky	395.00	1,140.00	1,090.00	1,050.00

(TR110)

## Access Service

## SECTION 16 BROADBAND SERVICES

## SECTION 16.5 - DESCRIPTION OF DATA SERVICES AND RATES (Continued)

16.5.7 Frame Relay Service III (Continued)16.5.7.8 Rates - Term Payment Plan (TPP) (Continued)

## C. Frame Relay NNI Port Only, Each

## 1. 384 Kbps

	Non-Recurring Charge	One-Year Rate	Three-Year Rate	Five-Year Rate
Kentucky	150.00	150.00	140.00	130.00

## 2. 1.544 Mbps

	Non-Recurring Charge	One-Year Rate	Three-Year Rate	Five-Year Rate
Kentucky	295.00	211.00	208.00	205.00

## 3. 45 Mbps

	Non-Recurring Charge	One-Year Rate	Three-Year Rate	Five-Year Rate
Kentucky	395.00	1140.00	1090.00	1050.00

(TR110)

## Access Service

---

SECTION 16 BROADBAND SERVICES

---

## SECTION 16.5 - DESCRIPTION OF DATA SERVICES AND RATES (Continued)

## 16.5.8 Infospeed DSL Solutions

## 16.5.8.1 Service Description

- A. Infospeed Digital Subscriber Line (DSL) Solutions are data access services that use DSL technology. Data traffic generated by a Company-provided or Customer-provided modem is transported to the Infospeed DSL Connection Point. From there, the traffic is transported to the End User's Information Service Provider (ISP) or content provider via Company's other data network interface services.
- B. Six types of Infospeed DSL Solutions are available based on the upstream and downstream speed combinations chosen by Customer:
  - 1. Infospeed DSL 768K/128K - provides maximum speeds of 768 Kilobits Per Second (Kbps) downstream and 128 Kbps upstream.
  - 2. Infospeed DSL 1.5M/128K - provides maximum speeds of 1.5 Megabits Per Second (Mbps) downstream and 128 Kbps upstream.
  - 3. Infospeed DSL 1.5M/384K - provides maximum speeds of 1.5 Mbps downstream and 384 Kbps upstream.
  - 4. Infospeed DSL 7.1M/768K - provides maximum speeds of 7.1 Mbps downstream and 768 Kbps upstream.
  - 5. Infospeed DSL 384K/384K - provides maximum speeds of 384 Kbps downstream and 384 Kbps upstream.
  - 6. Infospeed DSL 768K/768K - provides maximum speeds of 768 Kbps downstream and 768 Kbps upstream.

(TR110)

## Access Service

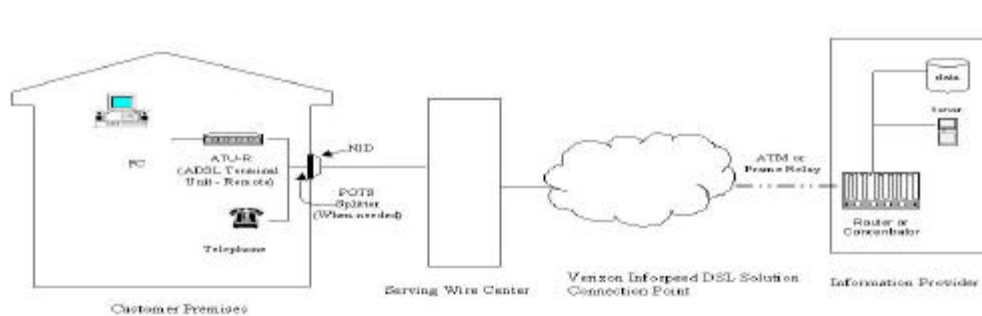
## SECTION 16 BROADBAND SERVICES

## SECTION 16.5 - DESCRIPTION OF DATA SERVICES AND RATES (Continued)

## 16.5.8 Infospeed DSL Solutions (Continued)

## 16.5.8.1 Service Description (Continued)

- C. The data speeds listed above are maximum speeds. Actual speeds may be lower due to the impact of loop distance, modem technology and other factors. Therefore, performance levels cannot be guaranteed. This includes data speeds, throughput, and packet loss.
- D. The following diagram depicts a generic view of the components of Infospeed DSL Solutions and the manner in which the components are combined to provide a complete Infospeed DSL Solutions connection.



(TR110)

## Access Service

---

SECTION 16 BROADBAND SERVICES

---

## SECTION 16.5 - DESCRIPTION OF DATA SERVICES AND RATES (Continued)

## 16.5.8 Infospeed DSL Solutions (Continued)

## 16.5.8.2 Terms and Conditions

- A. Company will provision and maintain Infospeed DSL Solutions from the Infospeed DSL Connection Point to the Network Interface Device (NID) at the End User's designated premises. Company will advise Customer of any additional equipment necessary to support Infospeed DSL Solutions. Customer is responsible for obtaining the necessary additional equipment, including any required splitters or filter and a compatible DSL modem.
- B. Customer will provide Company with the necessary information (e.g., End User name and address, circuit information, serving area, etc.) to provision Infospeed DSL Solutions.
- C. Access from Infospeed DSL Connection Point will be provided via Company's data network interface services. These services may include, but not limited to, Frame Relay, Asynchronous Transfer Mode (ATM), High Capacity Broadband Access Cloud (HiBAC) and Dedicated Special Access services. A minimum connection speed of DS-3 or higher is required for ATM and HiBAC data network interface services. The rates and charges for these data network interface services are in addition to the rates and charges for Infospeed DSL Solutions.
- D. Infospeed DSL Solutions arrangement will be provisioned over available copper facilities over which line sharing is available to Company.
- E. Company will qualify facilities or obtain qualification information on facilities to determine the suitability of such facilities for Infospeed DSL Solutions. Company will not provide Infospeed DSL Solutions on facilities that are unsuitable for the service, nor will Company provide Infospeed DSL Solutions if it determines that such provision will produce interference to other services.

(TR110)

Access Service

---

SECTION 16 BROADBAND SERVICES

---

SECTION 16.5 - DESCRIPTION OF DATA SERVICES AND RATES (Continued)

16.5.8 Infospeed DSL Solutions (Continued)

16.5.8.2 Terms and Conditions (Continued)

- F. Infospeed DSL Solutions will be provided subject to the availability and limitations of Company facilities, including the availability of line sharing.
- G. Company reserves the right to interrupt temporarily Infospeed DSL Solutions for maintenance, software upgrades, and in emergency situations.
- H. Customer will obtain the appropriate authorization to allow Company's employees or agents to enter the end user's designated premises at any reasonable hour for the purpose of installing, inspecting, or repairing Infospeed DSL Solutions arrangement, or, upon termination of Infospeed DSL Solutions, removing Company's equipment. Customer will present evidence of such authorization to Company upon request.

(TR110)

## Access Service

SECTION 16 BROADBAND SERVICES

---

## SECTION 16.5 - DESCRIPTION OF DATA SERVICES AND RATES (Continued)

## 16.5.8 Infospeed DSL Solutions (Continued)

## 16.5.8.3 Rate Regulations

- A. Monthly Rate - A Monthly Recurring Charge (MRC) applies for each Infospeed DSL Solutions arrangement. Monthly rate schedules that are available include month-to-month, one-year term, and Five-Year Volume and Term Discount Plans (VTDP).
- B. Service Activation - A single Nonrecurring Charge (NRC) applies for the initial service activation associated with each Infospeed DSL Solutions arrangement ordered.
- C. ISP/Content Provider Change - A single NRC applies for activities associated with a change in ISP/Content Provider per each Infospeed DSL Solutions arrangement changed.
- D. Speed Change-Downward - A single NRC applies for activities associated with a downward change in speed from one service type to another with each Infospeed DSL Solutions arrangement changed.
- E. Speed Change-Upward - There is not a charge applied for activities associated with an upward change in speed from one service type to another service type.
- F. Software Change - A single NRC applies for a software change associated with the remapping of circuit information or other software changes associated with a Infospeed DSL Solutions arrangement. This charge also applies when the Customer's Infospeed DSL Solutions Service is validly assigned, or is suspended and transitioned to a new provider due to nonpayment. The Software Change charge applies to the new provider on a per software change basis.
- G. For Customers ordering Schedule 5E of the Volume and Term Discount Plan who cancels Infospeed DSL Solutions to designated premises within 30 days of installation, Customer will not be charged the foregoing recurring monthly rate or nonrecurring charge.

(TR110)



## Access Service

SECTION 16 BROADBAND SERVICES

---

## SECTION 16.5 - DESCRIPTION OF DATA SERVICES AND RATES (Continued)

16.5.8 Infospeed DSL Solutions (Continued)16.5.8.3 Rate Regulations (Continued)

- H. Customer may migrate from Infospeed DSL Service or DSL Solutions I or II Service to Infospeed DSL Solutions. If Customer is under an existing volume and term plan for one or more of such service, it will migrate to the equivalent volume and term level for Infospeed DSL Solutions. For example, if Customer subscribes to the Infospeed DSL Service Five-Year VTDP, Schedule F, it would migrate to Schedule E of the Five-Year VTDP for Infospeed DSL Solutions. The date Customer first subscribed to either an Infospeed DSL Service or DSL Solutions VTDP will be the service anniversary date under the Infospeed DSL Solutions VTDP. Customer's existing Infospeed DSL Service and DSL Solutions lines will be counted for purposes of determining Customer's volume attainment for Infospeed DSL Solutions. Such existing lines may not be adjusted immediately to reflect the speed combinations available for Infospeed DSL Solutions.

(TR110)

## Access Service

---

SECTION 16 BROADBAND SERVICES

---

## SECTION 16.5 - DESCRIPTION OF DATA SERVICES AND RATES (Continued)

## 16.5.8 Infospeed DSL Solutions (Continued)

## 16.5.8.4 One-Year Term Plan

## A. Description

Infospeed DSL Solutions One-Year Term Plan provides Customers discounted rates based on commitments of a specific term. The One-Year Term Plan encompasses all of Customer's Infospeed DSL Solutions arrangements.

If Customer is not the end user of the service, then Customer who purchases Infospeed DSL Solutions under the One-Year Term Plan assumes the following obligations:

- Customer will submit orders to Company electronically in a format and manner designated by Company;
- Customer will provision all Customer premises equipment to its End Users;
- Customer will deal directly with its End Users and will be solely liable with respect to all matters relating to the service, including marketing, ordering, installation, maintenance, repair, billing and collections; and
- Customer will not direct its End Users to contact Company regarding any aspect of the service.

Two rate schedules are available for the One-Year Term Plan:

Schedule I is available to Customers that subscribe to the One-Year Term Plan on or before August 31, 2001.

Schedule II is available to Customers that subscribe to the One-Year Term Plan on or after September 1, 2001.

At expiration of the One-Year Term Plan, Customer may choose to convert to the month-to-month rates, or continue with rates, charges, terms and conditions in effect at the end of the expiring Term Plan on a year-to-year basis. A conversion to month-to-month rates, or discontinuance, will require that Customer submit a service change order.

One-Year Term Plans are subject to payments for early termination.

(TR110)

## Access Service

---

SECTION 16 BROADBAND SERVICES

---

## SECTION 16.5 - DESCRIPTION OF DATA SERVICES AND RATES (Continued)

## 16.5.8 Infospeed DSL Solutions (Continued)

## 16.5.8.4 One-Year Term Plan (Continued)

## B. Termination without Liability

Customer may terminate a term plan without termination liability should the monthly rates increase during the term of the existing term plan. Subsequent to a rate increase, Customer must either elect to terminate the term plan without liability or continue the term plan at the new rate.

## C. Termination Liability

If Customer elects to discontinue its term plan prior to the end of the commitment period, termination liability charges will apply. Liability will be the difference between what would have been charged had Customer had the month- to-month rate for each Infospeed DSL Solutions arrangement in-service at the end of each month Customer subscribed to the term plan less all payments made and owed.

(TR110)

---

SECTION 16 BROADBAND SERVICES

---

## SECTION 16.5 - DESCRIPTION OF DATA SERVICES AND RATES (Continued)

## 16.5.8 Infospeed DSL Solutions (Continued)

## 16.5.8.5 Five-Year Volume and Term Discount Plan (VTDP)

## A. Description

Infospeed DSL Solutions VTDP provides Customers discounted rates based on commitments of a specific term with minimum volumes. The VTDP encompasses all of Customer's Infospeed DSL Solutions arrangements provided under this Tariff, as well as the Infospeed DSL lines provided in the territory covered by the ALLTEL TELEPHONE SYSTEM TARIFF F.C.C. NO. 3. However, the VTDP rates in this Tariff are applied by service type and only to the Infospeed DSL Solutions arrangements covered by this Tariff.

Customer who purchases Infospeed DSL Solutions under the VTDP assumes the following obligations:

- Customer will submit orders to Company electronically in a format and manner designated by Company;
- Customer will provision all Customer premises equipment to its end users;
- Customer will deal directly with its end users and will be solely liable with respect to all matters relating to the service, including marketing, ordering, installation, maintenance, repair, billing and collections; and
- Customer will not direct its end users to contact Company regarding any aspect of the service.

The Five-Year VTDP has five optional volume Commitment Levels, A through E. Each Commitment Level has minimum service arrangement volumes assigned for each year of the VTDP. The Commitment Level includes all of Customer's in-service Infospeed DSL Solutions arrangements provided under this Tariff. VTDP rates are applied by service type. Commitment Levels are selected by Customer and must be designated in Customer's order for VTDP. The Commitment Levels are shown in this Section.

(TR110)

## Access Service

---

SECTION 16 BROADBAND SERVICES

---

## SECTION 16.5 - DESCRIPTION OF DATA SERVICES AND RATES (Continued)

## 16.5.8 Infospeed DSL Solutions (Continued)

## 16.5.8.5 Five-Year Volume and Term Discount Plan (VTDP) (Continued)

## A. Description (Continued)

Contract Year One will begin on the service anniversary date as defined below. The service anniversary date is the date of the order for VTDP designating the Commitment Level and Term, except for the Five-Year Commitment Levels D and E. For Customers selecting the Five-Year Commitment Levels D or E, the service anniversary date is the date six months after the subscription order is submitted, allowing a "Ramp-Up Period". Each Contract Year runs 12 months from its service anniversary date ("Contract Year").

At expiration of a VTDP, Customer may choose a new VTDP, convert to the month-to-month rates, or continue with rates, charges, terms and conditions and Commitment Level in effect at the end of the expiring VTDP on a year-to-year basis. A conversion to a new VTDP or to month-to-month rates, or discontinuance, will require that Customer submit a service change order.

VTDP is subject to payments for missed annual commitments ("Shortfall Liability") and for early termination.

(TR110)

## Access Service

---

SECTION 16 BROADBAND SERVICES

---

## SECTION 16.5 - DESCRIPTION OF DATA SERVICES AND RATES (Continued)

## 16.5.8 Infospeed DSL Solutions (Continued)

## 16.5.8.5 Five-Year Volume and Term Discount Plan (VTDP) (Continued)

## B. Annual Review

The Commitment Level is reviewed at the end of each Contract Year ("Company-provided annual review") on the service anniversary date. A count is taken of all Infospeed DSL Solutions arrangements in-service as of the last day of the Contract Year. Customers who do not meet the minimum quantity of in-service arrangements for their Commitment Level on such date will be so notified.

If, at the annual review, the total quantity of Infospeed DSL Solutions arrangements that Customer has in-service on the last day of the Contract Year does not meet the minimum arrangement volume applicable to Customer's subscribed Commitment Level, a Shortfall Liability will be assessed. In addition, Customers with Five-Year Commitment Levels B through E with less than the minimum arrangement volumes will be reassigned to a reduced Commitment Level for the next year based on their current arrangement volume (e.g., a Five-Year VTDP Customer in Commitment Level C with 40,000 arrangements in-service at the end of year three would be placed in Commitment Level B for year four). As an alternative to reassignment, Customer may stay in its existing Commitment Level for the subsequent year by paying the Alternative Shortfall Liability specified below.

Solely at the end of Contract Year One, Customers with Five-Year Commitment Levels D through E, regardless of whether such Customers have met the minimum arrangement volumes for their chosen Commitment Levels, will be automatically continued in their chosen Commitment Levels for Contract Year Two, subject to the Shortfall Liability described below, but will be reassigned in the remaining years, if necessary, based on their arrangement volumes.

At the end of any Contract Year, Customer may elect to move to a higher Commitment Level for the next Contract Year and for the remainder of the VTDP, if it has met the minimum arrangement volume for its existing Commitment Level. However, should Customer fail to meet the minimum arrangement volume for the higher Commitment Level by the end of the Contract Year following such election, an additional charge will be assessed equal to 10% of the Shortfall Liability for the Contract Year, as specified below.

(TR110)

## Access Service

---

SECTION 16 BROADBAND SERVICES

---

## SECTION 16.5 - DESCRIPTION OF DATA SERVICES AND RATES (Continued)

## 16.5.8 Infospeed DSL Solutions (Continued)

## 16.5.8.5 Five-Year Volume and Term Discount Plan (VTDP) (Continued)

## C. Shortfall Liability

Shortfall liability applies to any VTDP Customer with Commitment Levels A through E that fails to meet the minimum arrangement volumes for its designated commitment level.

Shortfall liability is based on the difference between the monthly rate for the designated commitment level and the monthly rate for the commitment level that should have been charged based upon the actual quantity of in-service Infospeed DSL Solutions arrangements at the end of the contract year. The shortfall liability is equal to the difference in the monthly rate multiplied by the sum of all arrangements in-service at the end of each month during such Contract Year. For example, at the end of Contract Year Two, a Five-Year VTDP Customer with Commitment Level C and only 10,000 arrangements in-service will be assessed the difference in the monthly rate between Commitment Level B and Commitment Level C for each arrangement in-service at the end of each month during the contract year.

Customer may stay in its commitment level by paying an alternative shortfall liability equal to the minimum arrangement volume applicable to its Commitment Level less the actual number of Infospeed DSL arrangements in-service at the end of the contract year multiplied by the current monthly rate for the selected commitment level, multiplied by six.

Customers who subscribe to Commitment Level E of the Five-Year VTDP shall not be assessed shortfall liability in a contract year if Customer has 95% of the minimum number of DSL service arrangements at the end of such contract year.

An additional payment of 10% of the shortfall liability is assessed those Customers who fail to meet the minimum arrangement volume after moving to a higher commitment level the previous year.

Customers who fall below the minimum arrangement volume for Commitment Level A in any contract year will be terminated from the VTDP and will be subject to termination liability. All of Customer's Infospeed DSL Solutions arrangements will revert to basic month-to-month rates.

(TR110)

## Access Service

SECTION 16 BROADBAND SERVICES

---

## SECTION 16.5 - DESCRIPTION OF DATA SERVICES AND RATES (Continued)

16.5.8 Infospeed DSL Solutions (Continued)16.5.8.5 Five-Year Volume and Term Discount Plan (VTDP) (Continued)

## D. Termination without Liability

Customer may terminate a VTDP without termination liability or shortfall liability should the monthly rates increase during the term of the existing VTDP. Subsequent to a rate increase, Customer must either elect to terminate the VTDP without liability, negotiate a new VTDP, or continue the VTDP at the new rate. Customer's continuation in the VTDP 30 days or more following a rate increase shall constitute Customer's election to continue the VTDP at the new rate.

## E. Termination Liability

If Customer elects to discontinue its VTDP prior to the end of the commitment period, termination liability charges will apply. Liability will be the lesser of the charges determined by the following calculations:

1. The difference between what would have been charged had Customer had the month-to-month rate for each Infospeed DSL Solutions arrangement in-service at the end of each month Customer subscribed to the VTDP less all payments made and owed, including any shortfall liability payments made and owed.
2. A charge for the remainder of the commitment period calculated by multiplying the termination fee by the number of months remaining in the Customer's Commitment Period. The termination fee for each Commitment Level is shown in Section 16.5.1.6(E) following.

(TR110)



Access Service  
SECTION 16 BROADBAND SERVICES

## SECTION 16.5 - DESCRIPTION OF DATA SERVICES AND RATES (Continued)

## 16.5.8 Infospeed DSL Solutions (Continued)

## 16.5.8.6 Rates and Charges

## A. Month-to-Month Plan\*

Monthly Rate

Infospeed 768K/128K	\$ 39.95
Infospeed 1.5M/128K	43.95
Infospeed 1.5M/384K	48.95
Infospeed 7.1M/768K	109.95
Infospeed 384K/384K	46.00
Infospeed 768K/768K	80.00

## B. One-Year Term Plan\*

Schedule I - Applicable to Customers that subscribe to the One-Year Term Plan on or before August 31, 2001.

Infospeed 768K/128K	\$ 32.50
Infospeed 1.5M/128K	36.50
Infospeed 1.5M/384K	41.50
Infospeed 7.1M/768K	102.95
Infospeed 384K/384K	39.00
Infospeed 768K/768K	68.00

Schedule II - Applicable to Customers that subscribe to the One-Year Term Plan on or after September 1, 2001.

Infospeed 768K/128K	\$ 37.50
Infospeed 1.5M/128K	41.50
Infospeed 1.5M/384K	45.50
Infospeed 7.1M/768K	102.95
Infospeed 384K/384K	44.00
Infospeed 768K/768K	68.00

\* Wholesale rates are also available to eligible Telecommunications Carriers pursuant to §251(c)(4) of the Telecommunications Act of 1996.

(TR110)

## Access Service

## SECTION 16 BROADBAND SERVICES

## SECTION 16.5 - DESCRIPTION OF DATA SERVICES AND RATES (Continued)

## 16.5.8 Infospeed DSL Solutions (Continued)

## 16.5.8.6 Rates and Charges (Continued)

## C. Five-Year Volume and Term Discount Plan

Note: CL = Commitment Level, CY = Contract Year, and Mo. Rate = Monthly Rate

<u>CL</u>	<u>CY1</u>	<u>CY2</u>	<u>CY3</u>	<u>CY4</u>	<u>CY5</u>	Infospeed 768K/128K 1.5M/384K	Infospeed 1.5M/128K	Infospeed
						<u>Mo. Rate</u>	<u>Mo. Rate</u>	<u>Mo.</u>
A	125(C)	375	625	1,250	2,500	\$34.50	\$38.50	\$43.50
B	2,500	7,500	22,500	37,500	50,000	33.95	37.95	42.95
C	5,000	15,000	45,000	75,000	100,000	32.95	36.95	41.95
D	25,000	75,000	225,000	375,000	500,000	31.95	35.95	40.95
E	50,000	150,000	450,000	750,000	1,000,000	29.95	33.95	38.95

<u>CL</u>	<u>CY1</u>	<u>CY2</u>	<u>CY3</u>	<u>CY4</u>	<u>CY5</u>	Infospeed 7.1M/768K	Infospeed 384K/384K	Infospeed 768K/768K
						<u>Mo. Rate</u>	<u>Mo. Rate</u>	<u>Mo.</u>
A	125	375	625	1,250	2,500	\$98.95	\$42.00	\$56.00
B	2,500	7,500	22,500	37,500	50,000	92.95	40.00	55.40
C	5,000	15,000	45,000	75,000	100,000	87.95	39.00	54.50
D	25,000	75,000	225,000	375,000	500,000	84.95	38.00	52.25
E	50,000	150,000	450,000	750,000	1,000,000	81.95	36.50	50.00

(TR110)

## Access Service

SECTION 16 BROADBAND SERVICES

---

## SECTION 16.5 - DESCRIPTION OF DATA SERVICES AND RATES (Continued)

16.5.8 Infospeed DSL Solutions (Continued)16.5.8.6 Rates and Charges (Continued)

## D. Nonrecurring Charges\*\*

1.	Service Activation	\$60.00
2.	ISP/Content Provider Change	60.00
3.	Speed Change - Downward	35.00
4.	Speed Change - Upward	.00
5.	Software Change*	6.00

- \* For existing Customers, the software change fee shall not be assessed for one year for any DS3s of Customers subscribing to the Five-Year Volume and Term Discount Plan offering 5E which are in service as of the effective date of this Tariff.
- \*\* Wholesale rates are also available to eligible telecommunications carriers pursuant to §251(c)(4) of the Telecommunications Act of 1996 only if the corresponding monthly rate in the Month-to-Month Plan or One-Year Term Plan offering is subject to a Section §251(c)(4) discount.

## E. Termination Liability Charges

<b><i>Commitment Level</i></b>	<b><i>Termination Fee</i></b>
A	\$ 6,000.00
B	150,000.00
C	250,000.00
D	1,250,000.00
E	2,500,000.00

(TR110)

## Access Service

SECTION 16 BROADBAND SERVICES

---

## SECTION 16.5 - DESCRIPTION OF DATA SERVICES AND RATES (Continued)

16.5.9 DSL Over Resold Lines

This service is offered over resold voice lines that terminate on end user premises in the following states:

Kentucky

DSL Over Resold Lines (DRL) is available only to carriers that have an existing resold voice line and seek to engage in the resale of voice and data on a combined basis pursuant to 47 U.S.C. §251(c)(4). Consequently, for purposes of this service, the term "customer" is defined as a telecommunications carrier that resells voice services pursuant to 47 U.S.C. § 251(c)(4).

16.5.9.1 Service Description

- A. DSL Over Resold Lines (DRL) is a data access service. It uses DSL technology to transport data over compatible copper facilities that are concurrently used to provide resold voice services to the same end user premises. Data traffic generated by a customer-provided modem is transported to the DRL Connection Point. From there, the traffic is transported to the end user's Information Service Provider (ISP) or content provider via other Company services.

(TR110)

## Access Service

---

SECTION 16 BROADBAND SERVICES

---

## SECTION 16.5 - DESCRIPTION OF DATA SERVICES AND RATES (Continued)

## 16.5.9 DSL Over Resold Lines (Continued)

## 16.5.9.1 Service Description (Continued)

- B. Six types of DRL are available based on the upstream and downstream speed combinations chosen by the customer.
1. DRL 768K/128K provides maximum speeds of 768 Kilobits per second (Kbps) downstream and 128 Kbps upstream.
  2. DRL 1.5M/128K provides maximum speeds of 1.5 Megabits per second (Mbps) downstream and 128 Kbps upstream.
  3. DRL 1.5M/384K provides maximum speeds of 1.5 Mbps downstream and 384 Kbps upstream.
  4. DRL 7.1M/768K provides maximum speeds of 7.1 Mbps downstream and 768 Kbps upstream.
  5. DRL 384K/384K provides maximum speeds of 384 Kbps downstream and 384 Kbps upstream.
  6. DRL 768K/768K provides maximum speeds of 768 Kbps downstream and 768 Kbps upstream.

The data speeds listed above are maximum speeds. Actual speeds may be lower due to the impact of loop distance, modem technology and other factors. Therefore, performance levels cannot be guaranteed. This includes data speeds, throughput, and packet loss.

(TR110)

## Access Service

---

SECTION 16 BROADBAND SERVICES

---

## SECTION 16.5 - DESCRIPTION OF DATA SERVICES AND RATES (Continued)

## 16.5.9 DSL Over Resold Lines (Continued)

## 16.5.9.2 Terms and Conditions

- A. DRL is available only where suitable facilities are available to end user premises.
- B. Company will provision and maintain DRL from the DRL Connection Point to the network interface device at the designated end user premises. Company will advise Customer of any additional equipment necessary to support DRL. Customer is responsible for obtaining the necessary additional equipment, including any required splitters or filter and a compatible DSL modem.
- C. Customer will provide the Company with the necessary information (e.g., name and address/location, telephone number of the resold voice circuit, serving area, etc., related to end user and ISP/Content Provider) to provision DRL.
- D. DRL will be provisioned over copper facilities where such facilities are available that are suitable for the service and over which Customer is also providing resold voice service pursuant to 47 U.S.C. §251(c)(4); Customer must provide resold voice service to the same end user premises over such facility at the time of ordering DRL. DRL will be disconnected if Customer no longer provides resold voice service over such facility.
- E. Company will obtain qualification information on facilities to determine the suitability of such facilities for DRL. Company will not provide DRL on facilities that are unsuitable for the service, nor will Company provide DRL if it determines that such provision will produce interference to other services.
- F. DRL will be provided subject to the availability and limitations of Company facilities and related equipment.
- G. Company reserves the right to interrupt temporarily DRL for maintenance, software upgrades, and in emergency situations.
- H. Customer will obtain from the end user authorization to provide DRL over that end user's voice line, and to allow Company employees or its authorized agents to enter end user's designated premises at any reasonable hour for the purpose of installing, inspecting, or repairing DRL arrangement. Customer will also obtain permission from the end user, upon termination of DRL, to allow Company employees or its authorized agents to enter the premises at a reasonable hour to remove any Company equipment. Customer will present evidence of such authorizations to the Company upon request. Company may terminate DRL in the event such authorizations are not obtained and maintained.

(TR110)

## Access Service

---

SECTION 16 BROADBAND SERVICES

---

## SECTION 16.5 - DESCRIPTION OF DATA SERVICES AND RATES (Continued)

## 16.5.9 DSL Over Resold Lines (Continued)

## 16.5.9.3 Rate Regulations

- A. Monthly Rate - A monthly recurring charge applies for each DRL arrangement. Monthly rate schedules that are available include month-to-month, one-year term, and Five-Year Volume and Term Discount Plans (VTDP).
- B. Service Activation - A nonrecurring charge applies for the initial service activation associated with each DRL arrangement ordered.
- C. ISP/Content Provider Charge - A nonrecurring charge also applies for activities associated with a change in ISP/Content Provider for each DRL arrangement changed.
- D. Speed Change Downward - A nonrecurring charge applies for activities associated with a downward change in speed from one service type to another with each DRL arrangement changed.
- E. Speed Change-Upward - There is not a charge applied for activities associated with an upward change in speed from one service type to another service type.
- F. Software Change - A nonrecurring charge applies for a software change associated with the remapping of circuit information or other software changes associated with a DRL arrangement. This charge is applied on a per software change basis.

(TR110)

## Access Service

---

SECTION 16 BROADBAND SERVICES

---

## SECTION 16.5 - DESCRIPTION OF DATA SERVICES AND RATES (Continued)

## 16.5.9 DSL Over Resold Lines (Continued)

## 16.5.9.4 One-Year Term Plan

## A. Description

DRL One-Year Term Plan provides Customers discounted rates based on commitments of a specific term. The One-Year Term Plan encompasses all of Customer's DRL arrangements.

Customer who purchases DRL under the One-Year Term Plan assumes the following obligations:

- Customer will submit orders to Company electronically in a format and manner designated by Company;
- Customer will provision all Customer premises equipment to its end users;
- Customer will deal directly with its end users and will be solely liable with respect to all matters relating to the service, including marketing, ordering, installation, maintenance, repair, billing and collections; and
- Customer will not direct its end users to contact Company regarding any aspect of the service.

At expiration of the One-Year Term Plan, Customer may choose to convert to the month-to-month rates, or continue with rates, charges, terms and conditions in effect at the end of the expiring Term Plan on a year-to-year basis. A conversion to month-to-month rates, or discontinuance, will require that Customer submit a service change order.

One-Year Term Plans are subject to payments for early termination.

(TR110)



## Access Service

---

SECTION 16 BROADBAND SERVICES

---

## SECTION 16.5 - DESCRIPTION OF DATA SERVICES AND RATES (Continued)

## 16.5.9 DSL Over Resold Lines (Continued)

## 16.5.9.4 One-Year Term Plan (Continued)

## B. Termination without Liability

Customer may terminate a term plan without termination liability should the monthly rates increase during the term of the existing term plan. Subsequent to a rate increase, Customer must either elect to terminate the term plan without liability or continue the term plan at the new rate.

## C. Termination Liability

If Customer elects to discontinue its term plan prior to the end of the commitment period, termination liability charges will apply. Liability will be the difference between what would have been charged had Customer had the month- to-month rate for each DRL arrangement in-service at the end of each month Customer subscribed to the term plan less all payments made and owed.

(TR110)

## Access Service

---

SECTION 16 BROADBAND SERVICES

---

## SECTION 16.5 - DESCRIPTION OF DATA SERVICES AND RATES (Continued)

## 16.5.9 DSL Over Resold Lines (Continued)

## 16.5.9.5 Five-Year Volume and Term Discount Plan (VTDP)

## A. Description

DRL VTDP provides Customers discounted rates based on commitments of a specific term with minimum volumes. The VTDP encompasses all of Customer's DRL arrangements.

Customer who purchases DRL under the VTDP assumes the following obligations:

- Customer will submit orders to Company electronically in a format and manner designated by Company;
- Customer will provision all Customer premises equipment to its end users;
- Customer will deal directly with its end users and will be solely liable with respect to all matters relating to the service, including marketing, ordering, installation, maintenance, repair, billing and collections; and
- Customer will not direct its end users to contact Company regarding any aspect of the service.

The Five-Year VTDP has five optional volume Commitment Levels, A through E. Each Commitment Level has minimum service arrangement volumes assigned for each year of the VTDP. The Commitment Level includes all of Customer's in-service DRL arrangements provided under this Tariff. VTDP rates are applied by service type. Commitment Levels are selected by Customer and must be designated in Customer's order for VTDP. The Commitment Levels are shown in this Section.

(TR110)

## Access Service

---

SECTION 16 BROADBAND SERVICES

---

## SECTION 16.5 - DESCRIPTION OF DATA SERVICES AND RATES (Continued)

## 16.5.9 DSL Over Resold Lines (Continued)

## 16.5.9.5 Five-Year Volume and Term Discount Plan (VTDP) (Continued)

## A. Description (Continued)

Contract Year One will begin on the service anniversary date as defined below. The service anniversary date is the date of the order for VTDP designating the Commitment Level and Term, except for the Five-Year Commitment Levels D and E. For Customers selecting the Five-Year Commitment Levels D or E, the service anniversary date is the date six months after the subscription order is submitted, allowing a "Ramp-Up Period". Each Contract Year runs 12 months from its service anniversary date ("Contract Year").

At expiration of a VTDP, Customer may choose a new VTDP, convert to the month-to-month rates, or continue with rates, charges, terms and conditions and Commitment Level in effect at the end of the expiring VTDP on a year-to-year basis. A conversion to a new VTDP or to month-to-month rates, or discontinuance, will require that Customer submit a service change order.

VTDP is subject to payments for missed annual commitments ("Shortfall Liability") and for early termination.

(TR110)

## Access Service

SECTION 16 BROADBAND SERVICES

---

## SECTION 16.5 - DESCRIPTION OF DATA SERVICES AND RATES (Continued)

## 16.5.9 DSL Over Resold Lines (Continued)

## 16.5.9.5 Five-Year Volume and Term Discount Plan (VTDP) (Continued)

## B. Annual Review

The Commitment Level is reviewed at the end of each Contract Year ("Company-provided annual review") on the service anniversary date. A count is taken of all DRL arrangements in-service as of the last day of the Contract Year. Customers who do not meet the minimum quantity of in-service arrangements for their Commitment Level on such date will be so notified.

If, at the annual review, the total quantity of DRL arrangements that Customer has in-service on the last day of the Contract Year does not meet the minimum arrangement volume applicable to Customer's subscribed Commitment Level, a shortfall liability will be assessed. In addition, Customers with Five-Year Commitment Levels B through E with less than the minimum arrangement volumes will be reassigned to a reduced Commitment Level for the next year based on their current arrangement volume (e.g., a Five-Year VTDP Customer in Commitment Level C with 40,000 arrangements in-service at the end of year three would be placed in Commitment Level B for year four). As an alternative to reassignment, Customer may stay in its existing Commitment Level for the subsequent year by paying the alternative shortfall liability specified below.

Solely at the end of Contract Year One, Customers with Five-Year Commitment Levels D through E, regardless of whether such Customers have met the minimum arrangement volumes for their chosen Commitment Levels, will be automatically continued in their chosen Commitment Levels for Contract Year Two, subject to the shortfall liability described below, but will be reassigned in the remaining years, if necessary, based on their arrangement volumes.

At the end of any Contract Year, Customer may elect to move to a higher Commitment Level for the next Contract Year and for the remainder of the VTDP, if it has met the minimum arrangement volume for its existing Commitment Level. However, should Customer fail to meet the minimum arrangement volume for the higher Commitment Level by the end of the Contract Year following such election, an additional charge will be assessed equal to 10% of the Shortfall Liability for the Contract Year, as specified below.

(TR110)

---

SECTION 16 BROADBAND SERVICES

---

## SECTION 16.5 - DESCRIPTION OF DATA SERVICES AND RATES (Continued)

## 16.5.9 DSL Over Resold Lines (Continued)

## 16.5.9.5 Five-Year Volume and Term Discount Plan (VTDP) (Continued)

## C. Shortfall Liability

Shortfall liability applies to any VTDP Customer with Commitment Levels A through E that fails to meet the minimum arrangement volumes for its designated commitment level.

Shortfall liability is based on the difference between the monthly rate for the designated commitment level and the monthly rate for the commitment level that should have been charged based upon the actual quantity of in-service DRL arrangements at the end of the contract year. The shortfall liability is equal to the difference in the monthly rate multiplied by the sum of all arrangements in-service at the end of each month during such Contract Year. For example, at the end of Contract Year Two, a Five-Year VTDP Customer with Commitment Level C and only 10,000 arrangements in-service will be assessed the difference in the monthly rate between Commitment Level B and Commitment Level C for each arrangement in-service at the end of each month during the contract year.

Customer may stay in its commitment level by paying an alternative shortfall liability equal to the minimum arrangement volume applicable to its Commitment Level less the actual number of DRL in-service at the end of the contract year multiplied by the current monthly rate for the selected commitment level, multiplied by six.

Customers who subscribe to Commitment Level E of the Five-Year VTDP shall not be assessed shortfall liability in a contract year if Customer has 95% of the minimum number of DRL arrangements at the end of such contract year.

An additional payment of 10% of the shortfall liability is assessed those Customers who fail to meet the minimum arrangement volume after moving to a higher commitment level the previous year.

Customers who fall below the minimum arrangement volume for Commitment Level A in any contract year will be terminated from the VTDP and will be subject to termination liability. All of Customer's DRL arrangements will revert to basic month-to-month rates.

(TR110)

---

SECTION 16 BROADBAND SERVICES

---

## SECTION 16.5 - DESCRIPTION OF DATA SERVICES AND RATES (Continued)

16.5.9 DSL Over Resold Lines (Continued)16.5.9.5 Five-Year Volume and Term Discount Plan (VTDP) (Continued)

## D. Termination without Liability

Customer may terminate a VTDP without termination liability or shortfall liability should the monthly rates increase during the term of the existing VTDP. Subsequent to a rate increase, Customer must either elect to terminate the VTDP without liability, negotiate a new VTDP, or continue the VTDP at the new rate. Customer's continuation in the VTDP 30 days or more following a rate increase shall constitute Customer's election to continue the VTDP at the new rate.

## E. Termination Liability

If Customer elects to discontinue its VTDP prior to the end of the commitment period, termination liability charges will apply. Liability will be the lesser of the charges determined by the following calculations:

1. The difference between what would have been charged had Customer had the month-to-month rate for each DRL arrangement in-service at the end of each month Customer subscribed to the VTDP less all payments made and owed, including any shortfall liability payments made and owed.
2. A charge for the remainder of the commitment period calculated by multiplying the termination fee by the number of months remaining in the Customer's Commitment Period. The termination fee for each Commitment Level is shown in Section 16.5.2.6(E) following.

(TR110)

## Access Service

---

SECTION 16 BROADBAND SERVICES

---

## SECTION 16.5 - DESCRIPTION OF DATA SERVICES AND RATES (Continued)

## 16.5.9 DSL Over Resold Lines (Continued)

## 16.5.9.6 Rates and Charges

## A. Month-to-Month\*

	<u>Monthly Rate</u>
DRL 768K/128K	\$ 39.95
DRL 1.5M/128K	43.95
DRL 1.5M/384K	48.95
DRL 7.1M/768K	109.95
DRL 384K/384K	46.00
DRL 768K/768K	80.00

## B. One-Year Term Plan\*

DRL 768K/128K	37.50
DRL 1.5M/128K	41.50
DRL 1.5M/384K	45.50
DRL 7.1M/768K	102.95
DRL 384K/384K	44.00
DRL 768K/768K	68.00

\* Rates are subject to any appropriate wholesale discount established in the relevant state pursuant to 47 U.S.C. §251(c)(4). The applicable wholesale discount rates are shown in Section 16.5.2.6 E..

(TR110)

## Access Service

## SECTION 16 BROADBAND SERVICES

## SECTION 16.5 - DESCRIPTION OF DATA SERVICES AND RATES (Continued)

## 16.5.9 DSL Over Resold Lines (Continued)

## 16.5.9.6 Rates and Charges (Continued)

## C. Five-Year Volume and Term Discount Plan

Note: CL = Commitment Level, CY = Contract Year, and Mo. Rate = Monthly Rate

						DRL 768K/128K 1.5M/384K	DRL 1.5M/128K	DRL
<u>CL</u>	<u>CY1</u>	<u>CY2</u>	<u>CY3</u>	<u>CY4</u>	<u>CY5</u>	<u>Mo. Rate</u>	<u>Mo. Rate</u>	<u>Mo.</u>
A	125	375	625	1,250	2,500	\$34.50	\$38.50	\$43.50
B	2,500	7,500	22,500	37,500	50,000	33.95	37.95	42.95
C	5,000	15,000	45,000	75,000	100,000	32.95	36.95	41.95
D	25,000	75,000	225,000	375,000	500,000	31.95	35.95	40.95
E	50,000	150,000	450,000	750,000	1,000,000	29.95	33.95	38.95

						DRL 7.1M/768K	DRL 384K/384K	DRL 768K/768K
<u>CL</u>	<u>CY1</u>	<u>CY2</u>	<u>CY3</u>	<u>CY4</u>	<u>CY5</u>	<u>Mo. Rate</u>	<u>Mo. Rate</u>	<u>Mo.</u>
<u>Rate</u>								
A	125	375	625	1,250	2,500	\$98.95	\$42.00	\$56.00
B	2,500	7,500	22,500	37,500	50,000	92.95	40.00	55.40
C	5,000	15,000	45,000	75,000	100,000	87.95	39.00	54.50
D	25,000	75,000	225,000	375,000	500,000	84.95	38.00	52.25
E	50,000	150,000	450,000	750,000	1,000,000	81.95	36.50	50.00

(TR110)



## Access Service

## SECTION 16 BROADBAND SERVICES

## SECTION 16.5 - DESCRIPTION OF DATA SERVICES AND RATES (Continued)

16.5.9 DSL Over Resold Lines (Continued)16.5.9.6 Rates and Charges (Continued)

## D. Non-Recurring Charges\*

1.	Service Activation	\$60.00
2.	ISP/Content Provider Change	60.00
3.	Speed Change - Downward	35.00
4.	Speed Change - Upward	.00
5.	Software Change #	6.00

## E. Termination Liability Charges

<u>Commitment Level</u>	<u>Termination Fee</u>
A	\$ 6,000.00
B	150,000.00
C	250,000.00
D	1,250,000.00
E	2,500,000.00

## F. Wholesale Discount Rates

Kentucky	15.95%
----------	--------

\* Rates are subject to any appropriate wholesale discount established in the relevant state pursuant to 47 U.S.C. §251(c)(4) only if the corresponding monthly rate in the Month-to-Month Plan or One-Year Term Plan offering is subject to a Section 16.251(c)(4) discount. The applicable wholesale discount rates are as shown in Section 16.5.2.6 E.

# For existing Customers, the software change fee shall not be assessed for one year for any DS3s of Customers subscribing to the Five-Year Volume and Term Discount Plan offering 5E which are in service as of the effective date of this Tariff.

(TR110)

## Access Service

---

SECTION 16 BROADBAND SERVICES

---

## SECTION 16.6 - PROMOTIONS

## 16.6 Promotions

## General

Company may provide special promotional offerings to its Customers. These offerings may be limited to certain dates, times and locations. All promotions are subject to availability of service at the requested location and are not valid with any other promotions, unless otherwise specified. The following specific rates, terms and conditions are applicable to each promotional offering.

(TR110)