

ACCESS SERVICE

6. Switched Access Service**6.1 General**

Switched Access Service, which is available to customers for their use in furnishing their services to end users, provides a communication path between a customer's premises and an end user's premises. It provides for the use of common terminating, switching and trunking facilities and common subscriber plant of the Telephone Company. Switched Access Service provides for the ability to originate calls from an end user's premises to a customer's premises, and to terminate calls from a customer's premises to an end user's premises in the LATA where it is provided. Specific references to material describing the elements of Switched Access Service are provided in 6.2.

Switched Access services, when used to provide Signaling for Tandem Switching may be connected to a customer's access tandem via Direct-Trunked Transport from the end office(s) to the customer's serving wire center or to a customer's transmission equipment and facilities using a DS1 or DS3 Cross Connect arrangement where the customer is provided

Expanded Interconnection Service as described in Section 16. Signaling for Tandem Switching is available with FGD Switched Access, 500 or 900 Access Service and can only be provided from equal access end offices. Signaling for Tandem Switching is not available via a Telephone Company access tandem.

(N)

The provision of each Feature Group requires Local Transport facilities, including an Entrance Facility where required, and the appropriate End Office functions. In addition, Special Access Service may, at the option of the customer, be connected with Feature Groups A, B, C, or D at Telephone Company designated WATS Serving Offices.

ACCESS SERVICE

6. Switched Access Service (Cont'd)

6.1 General (Cont'd)

There are three specific transmission specifications (i.e., Types A, B and C) that have been identified for the provision of Feature Groups. The technical specifications for the Entrance Facility and Direct Trunked Transport are the same as those set forth in Section 7, following, for Voice Grade and High Capacity services.

The specifications provided are dependent on the Interface Group and the routing of the service, i.e., whether the service is routed directly to the end office or via a Telephone Company access tandem. The parameters for the transmission specifications are set forth in Section 11.1 following.

Rates and charges for Common or Dedicated Switched Access Service depend generally on the specific Feature Group ordered by the customer, e.g., for MTS or WATS services or MTS/WATS equivalent services or Customer Identification Function for 800 Access Service.

(S) (X) (Y)

(S)	(X)	(Y)

(X) Effective date of material deferred from November 10, 1994 to December 1, 1994 by Special Permission No. 94-1269.

(Y) Effective date of material deferred from December 1, 1994 to January 24, 1995 by Special Permission No. 94-1315.

Certain Regulations on this page were previously found on Original Page 238.

ACCESS SERVICE

6. Switched Access Service (Cont'd)

6.1 General (Cont'd)

Rates and charges for Switched Access Service and query charges including Entrance Facilities are set forth in Section 20 following. The application of rates for Switched Access Service is described in 6.7 following.

The Telephone Company, to the extent that such services are or can be made available with reasonable effort, and after provision has been made for the Telephone Company's telephone exchange services, will provide to the customer upon reasonable notice service offered in this section of this tariff at rates and charges specified therein.

6.2 Rate Categories

There are three rate categories which apply to Switched Access Service:

- Local Transport
 - Entrance Facility
 - Direct Trunked Transport
 - Tandem Switched Transport
 - Transitional Interconnection Charge
 - Multiplexing
 - End Office Shared Trunk Port (T)
 - End Office Dedicated Trunk Port (T)
 - Access Tandem Trunk Port (T)
 - Shared Multiplexing
- End Office Local Switching
 - Local Switching
 - Information Surcharge
 - 800/888 Data Base Query Service
- Common Line (described in Section 3 preceding)

(X) Filed under the authority of Special Permission No. 98-14 granted by the FCC.

Issued: January 20, 1998

F. Wayne Lafferty
 Assistant Vice-President
 Regulatory Affairs
 Citizens Telecommunications Company
 3 High Ridge Park
 Stamford, CT 06905 Transmittal No. 45

Effective: January 24, 1998

ACCESS SERVICE

6. Switched Access Service (Cont'd)**6.2 Rate Categories (Cont'd)**

Rates are applied either as premium rates or nonpremium rates. Nonpremium rates are discounted access minute rates for measured or assumed access minutes. The specific application of these rates for a customer is dependent upon the Switched Access Service and the availability of equal access capabilities in the end office to which the service is provided.

The following rules provided the basis for applying the rates and charges:

Premium rates apply to all FGC and FGD access minutes, 800/888 and 900 Access Service access minutes that originate from end offices equipped with equal access (i.e., FGD) capabilities, and all originating and terminating access minutes where the service is provided to AT&T. (C) (X)

Premium rates also apply to FGA and FGB access minutes that originate from or terminate at end offices or entry switches equipped with equal access (i.e., FGD) capabilities, except those end offices subtending a centralized equal access tandem where the use of a 10XXX access code is not available.

When an end office is converted to an equal access end office, the FGA and FGB customers will have the choice of converting existing services to equal access (i.e., Feature Group D) at no charge, as set forth in 6.7.1 following or retaining the existing services. Premium rates will apply to the total access minutes beginning on the actual conversion date, whether the customer chooses to convert to FGD or retain existing services. Existing FGC service must be converted to FGD service when an end office is converted to equal access.

Nonpremium usage rates apply to all FGA or FGB access minutes (measured or assumed) and all 800/888 Access Service and 900 Access Service access minutes that originate from or terminate at end offices not equipped with equal access capabilities. Nonpremium rates also apply to all FGA and FGB access minutes originating from or terminating to an end office subtending a centralized equal access tandem where the use of a 10XXX access code is not available. (C) (X)

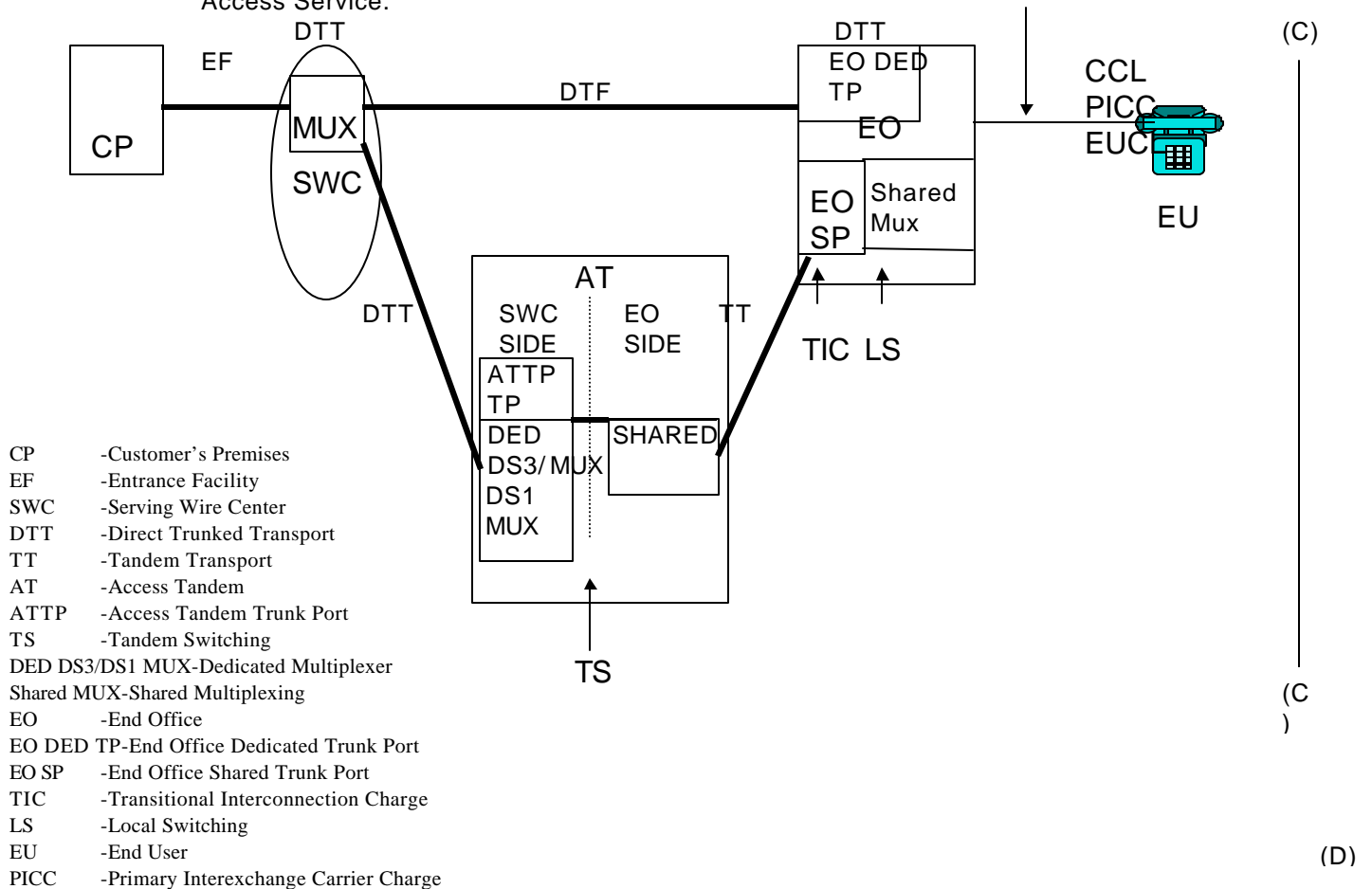
(X) Issued under the authority of Special Permission No. 96-170 granted by the FCC.

ACCESS SERVICE

6. Switched Access Service (Cont'd)6.2 Rate Categories (Cont'd)

Where originating and/or terminating measurement capability does not exist for FGA or FGB provided to an entry switch, the number of access minutes that will be assumed are as set forth in 6.7.4 following.

The following diagram depicts a generic view of the components of Switched Access Service and the manner in which the components are combined to provide a complete Access Service.



ACCESS SERVICE

6. Switched Access Service (Cont'd)6.2 Rate Categories (Cont'd)6.2.1 Local Transport Description

Local Transport provides the transmission of Switched Access communications between the customer's premises and the originating or terminating end office switch(es) in the Access Area with one exception. Local Transport associated with FGA 1+ terminating traffic provides for the transmission of Switched Access outside the Access Area, however, within the LATA. Local Transport is comprised of the following rate elements; an Entrance Facility Rate, a Dedicated Transport Rate, a Tandem-Switched Transport Rate and an Interconnection Rate. A Dedicated Switched Access Transport Rate is associated with CCS7 Access Service. Where Local Transport rates are applied on a distance sensitive basis, airline mileage is calculated in accordance with the V&H coordinate method as set forth in NECA Traffic FCC No. 4. If the calculated miles result in a fraction, the value is rounded up to the next full mile.

(T)

Local Transport is a two-way voice frequency transmission path composed of facilities and equipment determined by the Telephone Company. This transmission path permits the transport of calls in the originating direction (from the end user end office switch to the customer's premises to the end office switch), but not simultaneously. This transmission path may be comprised of any form or configuration of plant and equipment capable of and typically used in the telecommunications industry for the transmission of voice and associated telephone signals within the frequency bandwidth of approximately 300 to 3000 Hz.

Issued: June 16, 1998

F. Wayne Lafferty
Vice-President
Regulatory Affairs
Citizens Telecommunications Company
3 High Ridge Park
Stamford, CT 06905

Effective: July 1, 1998

Transmittal No. 49

ACCESS SERVICE

6. Switched Access Service (Cont'd)

6.2 Rate Categories (Cont'd)

6.2.1 Local Transport Description (Cont'd)

The Telephone Company will work cooperatively with the customer in determining (1) whether the service is to be directly routed to an end office switch or through a Telephone Company access tandem switch, and (2) the directionality of the service.

Where the Telephone Company elects to provide equal access via a centralized equal access tandem arrangement, the Telephone Company will designate the serving wire center. These locations are listed in Section 14 following. Direct Trunked Transport is not provided to centralized equal access end offices and is not provided to those Telephone Company end offices that are not capable of measuring switched access minutes of use.

For Dedicated Transport used to provide Signaling for Tandem Switching, the number of Switched Transport transmission paths provided between the customer's access tandem and serving wire center is determined by the customer's order. If ordered in BHMC, the Telephone Company will determine the number of trunks using standard traffic engineering methods. When Dedicated Transport is ordered to a customer's access tandem, facilities between the serving wire center of the CDP and the customer's access tandem will be determined by the customer's order. (T)

Switched Transport is provided at the rates and charges set forth in Section 20 following.

(D)
|
(D)

ACCESS SERVICE

6. Switched Access Service (Cont'd)

6.2 Rate Categories (Cont'd)

6.2.1 Local Transport Description (Cont'd)

(A) Entrance Facility (Cont'd)

Three types of Entrance Facility are available: (1) Voice Grade 2 or 4 wire (an analog channel with an approximate bandwidth of 300 to 3000 Hz), (2) High Capacity DS1 (an isochronous serial digital channel with a rate of 1.544 Mbps) and (3) High Capacity DS3 (an isochronous serial digital channel with a rate of 44.736 Mbps). The minimum period for which a DS3 Entrance Facility is provided is twelve months.

One charge applies for each Entrance Facility that is terminated at a customer designated premises. This charge as set forth in Section 20 following will apply even if the customer designated premises and the serving wire center are collocated in a Telephone Company building.

At customer request, their Local Transport may be connected to the Entrance Facility of another customer, providing the other customer submits a Letter of Authorization for this connection and assumes full responsibility for the cost of the Entrance Facility.

(B) Dedicated Transport

The Dedicated Transport Rates are assessed upon customers for the use of Voice Grade, DS1 and DS3 high capacity transport facilities dedicated to a single customer between a serving wire center and end office (including host end offices and end offices used to provide Signaling for Tandem Switching), between a serving wire

(T)

(T)

(D)

|

(D)

ACCESS SERVICE

6. Switched Access Service (Cont'd)

6.2 Rate Categories (Cont'd)

6.2.1 Local Transport Description (Cont'd)

(B) Direct Trunked Transport (Cont'd)

center and a Telephone Company Hub for multiplexing purposes, between a Telephone Company Hub or an end office, between two Telephone Company Hubs, and between a serving wire center and a Telephone Company access tandem, *and a serving wire center and end office. The Dedicated Transport Rate is flat-rated and has both distance-sensitive and nondistance-sensitive components. Dedicated Transport is not provided to centralized equal access end offices and end offices not capable of measuring switched access usage. Centralized Access end offices and those offices not capable of measuring switched access usage are specified in NECA Tariff FCC No. 4 (D) (T)

(1) The Dedicated Transport Mileage rate is applied on a monthly airline mile basis. (T)

To determine the Dedicated Transport airline mileage, the distance will be measured from the wire center that serves the customer's premises to the Telephone Company access tandem, end office, WSO (for WATS and WATS-type), or the end office that served as the host for a remote office. (T)

For traffic originating from or terminating to a remote office, the mileage will be calculated separately from the end office switch that serves as

* Tandem Switched Transport rating option between the customer's premises and the access tandem will be eliminated July 1, 1998.

ACCESS SERVICE

6. Switched Access Service (Cont'd)

6.2 Rate Categories (Cont'd)

6.2.1 Local Transport Description (Cont'd)

(B) Dedicated Transport (Cont'd) (T)

(1) (Cont'd)

the host to the remote using the V&H coordinates method. (T)
The Dedicated Transport Mileage Rate applies from the
customer's serving wire center to the end office that serves
as the host office. Traffic
originating from and/or terminating to the remote (T)
will be billed Tandem-Switched Termination and Facility (T)
charges. The Tandem-Switching Charge is not applicable for (T)
traffic between the end office that serves as the host to the
remote office.

When Telephone Company Hubs are involved, mileage is
computed and rates applied separately for each section of the
Direct Trunked Transport, i.e., customer serving wire center to
Hub, Hub to Hub, Hub to Tandem or Hub to end office.

ACCESS SERVICE

6. Switched Access Service (Cont'd)

6.2 Rate Categories (Cont'd)

6.2.1 Local Transport Description (Cont'd)

(B) Dedicated Transport (Cont'd) (T)

- (2) The Dedicated Transport –Termination Rate is applied once per termination and is also applied when the end user and customer designated premises are served by a common serving wire center. (T)
The termination rate does not apply when the Telephone Company provides only an intermediate portion of a mileage facility and no mileage facility terminations. The Dedicated Transport rate is flat-rated and has both distance sensitive and non-distance sensitive components. (C)
(T)

* Certain material previously found on this page is now found on page 247.2.

Issued: June 16, 1998

F. Wayne Lafferty
Vice-President
Regulatory Affairs
Citizens Telecommunications Company
3 High Ridge Park
Stamford, CT 0690

Effective: July 1, 1998

Transmittal No. 49

ACCESS SERVICE

6. Switched Access Service (Cont'd)

6.2 Rate Categories (Cont'd)

6.2.1 Local Transport Description (Cont'd)

(B) Dedicated Transport (Cont'd)

(T)

(2) (Cont'd)

There are two fixed rate components: the termination which recovers costs of circuit equipment at the ends of the transmission links and the trunk port component which recovers costs of the trunk ports.

- (3) Dedicated trunk ports are applicable to the purchase of dedicated trunks terminated by that port at the End Office or Access Tandem. The End Office Dedicated Trunk Port provides for the termination of a Dedicated Trunk at the end office. The Access Tandem Trunk Port provides for the termination of a dedicated trunk at the serving wire center side of the Access Tandem. These dedicated trunk ports are assessed a flat rated charge based on the type of termination or the type of dedicated transport the customer purchases.

(D)

ACCESS SERVICE

6. Switched Access Service (Cont'd)

6.2 Rate Categories (Cont'd)

6.2.1 Local Transport Description (Cont'd)

(C) Tandem-Switched Transport

The Tandem-Switched Transport Rate is assessed upon customers for the use of transport between an end office and a Telephone Company access tandem. The Tandem-Switched Transport Rate may also be assessed for transport between a host end office and a remote end office. Dedicated transport consists of circuits dedicated to the use of a single customer from the serving wire center to the Telephone Company's access tandem and Tandem Switched Transport consists of circuits used in common by multiple customers from the Telephone Company's access tandem to an end office. The Tandem-Switched Transport Rate includes four sub-elements, a Tandem-Switched Transport – Facility, a Tandem-Switched Transport-Termination, a Tandem Switching Rate, and a Shared Multiplexing rate.

(T)
(T)
(T)
(T)
(T)
(T)

* Certain material on this page was previously found on page 247.

ACCESS SERVICE

6. Switched Access Service (Cont'd)

6.2 Rate Categories (Cont'd)

6.2.1 Local Transport Description (Cont'd)

(C) Tandem-Switched Transport (Cont'd)

The Tandem-Switching Rate is not applicable for transport between a host end office and a remote end office or to a FGA Transport or services used to provide Signaling for Tandem Switching.

For Tandem Switched Transport a Shared Multiplexing rate will be assessed at the access tandem and the end office on all access minutes that traverse a common trunk group from the Telephone Company Tandem to an end office. The Shared Multiplexing rate recovers multiplexing costs on the end office side of the tandem and at the end office. (Z)
(Z)
(Z)

For Dedicated Transport circuits purchased by a customer from the serving wire center to the Telephone Company, an Access Tandem Trunk Port charge shall be assessed based on the type of termination or the type of dedicated transport purchased by the customer. (T)
|
(T)

The End Office Shared Trunk Port provides for the termination of a Tandem Switched Trunk at an end office. (T)
The End Office Shared Trunk Port is usage rated and shall be assessed to all access minutes which utilize Tandem Switched Transport. This includes minutes of use associated with FGA Service when traffic is terminated in and end office that is not the dial tone office and on minutes of use provided at a remote office. (T)

The End Office Shared Trunk Port charge does not apply to switched access minutes of use that originate or terminate at MTSOs directly interconnected to a Telephone Company access tandem. (T)

(X) Filed under the authority of Special Permission Number 98-14 granted by the FCC.

Issued: January 20, 1998

F. Wayne Lafferty
Assistant Vice-President
Regulatory Affairs
Citizens Telecommunications Company
3 High Ridge Park
Stamford, CT 0690

Effective: January 24, 1998

Transmittal No. 45

ACCESS SERVICE

6. Switched Access Service (Cont'd)

6.2 Rate Categories (Cont'd)

6.2.1 Local Transport Description (Cont'd)

- (1) The Tandem-Switched Transport - Facility rate is applied per access minute per airline mile for each Switched Access Feature Group type. Tandem-Switched Transport-Facility airline mileage will be determined as follows:

(D)

(D)

(T)

Where Dedicated Transport is ordered between a serving wire center and a Telephone Company access tandem, and Tandem-Switched Transport is ordered to subtending end offices, mileage will be measured from the access tandem to the end office or WSO (for WATS and WATS-type).

For either of the above Tandem-Switched Transport configurations, when the end office is acting as a host office, a separate mileage calculation

* Certain material on this page was previously found on page 248.

Issued: June 16, 1998

F. Wayne Lafferty
Vice-President
Regulatory Affairs
Citizens Telecommunications Company
3 High Ridge Park
Stamford, CT 06905

Effective: July 1, 1998

Transmittal No. 49

ACCESS SERVICE

6. Switched Access Service (Cont'd)

6.2 Rate Categories (Cont'd)

6.2.1 Local Transport Description (Cont'd)

(C) Tandem-Switched Transport (Cont'd)

(1) (Cont'd)

determines the mileage from the host office to the remote office. Traffic originating from and/or terminating to the remote will be billed Tandem-Switched Transport charges.

(D)

|

(D)

Where Tandem-Switched Transport - Facility is provided by more than one telephone company, the mileage for each will be determined as in Section 2.4 preceding.

(T)

(Φ)
|

- (2) The Tandem-Switched Transport - Termination rate applies per access minute for each termination (i.e., the first point of switching and the end office

(D)

ACCESS SERVICE

6. Switched Access Service (Cont'd)

6.2 Rate Categories (Cont'd)

6.2.1 Local Transport Description (Cont'd)

(C) Tandem-Switched Transport (Cont'd)

(2) (Cont'd)

serving the end user) for all Switched Access Feature Group types. When both terminations are provided by the Telephone Company, the Tandem-Switched Transport - Termination rate applies twice, including those situations when the terminations are co-located.

(D)

(D)

Where the Tandem-Switched Transport - Facility is provided by more than one telephone company, the Tandem-Switched Transport - Termination rate applies for the termination (i.e., the first point of switching or the end office serving the end user) at the Telephone Company end of the Switched Transport as in Section 2.4 preceding. The Tandem-Switched Transport - Termination rate will not apply when the Telephone Company is the intermediate provider of the Tandem-Switched Transport - Facility.

(T)

ACCESS SERVICE

6. Switched Access Service (Cont'd)

6.2 Rate Categories (Cont'd)

6.2.1 Local Transport Description (Cont'd)

(C) Tandem-Switched Transport (Cont'd)

- (3) The Tandem Switching rate is usage-sensitive and is applied per access minute to all feature groups for Tandem-Switched Transport with two exceptions. the Tandem-Switching Rate is not applicable for Tandem-Switched Transport between a host office and a remote office, nor is it applicable for Extended FGA Terminating Traffic described in 6.7.1(B)(6).

- (4) The Shared Multiplexing rate is usage sensitive and assessed at the access tandem and end office on all minutes of use from the Telephone Company access tandem to an end office. The Shared Multiplexing rate recovers multiplexing costs on the end office side of the tandem and at the end office. (Z)

(D) Transitional Interconnection Charge (TIC)

The Transitional Interconnection Charge is assessed upon all customers for interconnecting with the Telephone Company's switched access network.

The Transitional Interconnection Charge is usage-sensitive and is applied per access minute to all feature groups that utilize the Telephone Company's switched access network. It applies to all originating and terminating minutes of use whether transported via Direct Trunked Transport, Tandem-Switched Transport Entrance Facilities, or switched access EIS cross connect arrangements. The Transitional Interconnection Charge has two rate levels. One rate applies to customers utilizing Telephone Company Transport and a different rate that is applicable to switched access EIS cross connect arrangements.

- (X) Filed under the authority of Special Permission Number 98-14 granted by the FCC.

(D)

ACCESS SERVICE

6. Switched Access Service (Cont'd)

6.2 Rate Categories (Cont'd)

6.2.1 Local Transport Description (Cont'd)

(E) Multiplexing

Multiplexing provides for arrangements to convert a single higher capacity or bandwidth circuit for bulk transport to several lower capacity or bandwidth circuits. Multiplexing is only available at a Telephone Company designated Hub Wire Center arranged for multiplexing.

(M)

(M)

* Certain material on this page was previously found on page 251.

(T)

Issued: December 17, 1997

F. Wayne Lafferty
Assistant Vice-President
Regulatory Affairs
Citizens Telecommunications Company
3 High Ridge Park
Stamford, CT 06905

Effective: January 1, 1998

Transmittal No. 42

ACCESS SERVICE

6. Switched Access Service (Cont'd)

6.2 Rate Categories (Cont'd)

6.2.1 Local Transport Description (Cont'd)

(E) Multiplexing (Cont'd)

All types of multiplexing may not be available at each Hub Wire Center. Refer to Section 7.1.3 for a description of a Hub Wire Center.

(F) Interface Groups

Interface Groups are provided for terminating the Entrance Facility at the customer's designated premises. Each Interface Group provides a specified premises interface (e.g., two-wire (2), four-wire (4), DS1, etc.). Where transmission facilities permit, the individual transmission path between the customer's designated premises and the first point of switching may, at the option of the customer, be provided with optional features as set forth in (B) following. The interface groups described in Section 11 and the optional features described in (B) following are nonchargeable features. No additional charges other than the rate for Local Transport described in Section 20 apply.

As a result of the customer's access order and the type of Telephone Company transport facilities serving the customer's premises, the need for signaling conversions or two-wire (2) to four-wire (4) conversions, or the need to terminate digital or high frequency facilities in channel bank equipment may require that Telephone Company equipment be placed at the customer's designated

ACCESS SERVICE

6. Switched Access Service (Cont'd)

6.2 Rate Categories (Cont'd)

6.2.1 Local Transport Description (Cont'd)

(F) Interface Groups (Cont'd)

premises. For example, if a voice frequency interface is ordered by the customer and the Telephone Company facilities serving the customer's designated premises are digital, then Telephone Company channel bank equipment must be placed at the customer's designated premises in order to provide the voice frequency interface ordered by the customer.

Technical specifications concerning the available interface groups are set forth in Section 11 following.

(G) Nonchargeable Optional Features

Where transmission facilities permit, the Telephone Company will, at the option of the customer, provide the following nonchargeable optional features in association with Local Transport.

(1) Supervisory Signaling

Where the transmission parameters permit, and where signaling conversion is required by the customer to meet its signaling capability, the customer may order an optional supervisory signaling arrangement for each transmission path provided as set forth in Section 11 following.

ACCESS SERVICE

6. Switched Access Service (Cont'd)

6.2 Rate Categories (Cont'd)

6.2.1 Local Transport Description (Cont'd)

(G) Nonchargeable Optional Features (Cont'd)

(2) Customer Specified Entry Switch Receive Level

This feature allows the customer to specify the receive transmission level at the first point of switching. The range of transmission levels which may be specified is described in Technical Reference TR-NWT-000334. This feature is available with Interface Groups for Feature Groups A and B.

(3) Customer Specification of Local Transport Termination

This option allows the customer to specify, for Feature Group B routed directly to an end office or Telephone Company access tandem, a four-wire (4) termination of the Local Transport at the entry switch in lieu of a Telephone Company selected two-wire (2) termination. This option is available only when the Feature Group B arrangement is provided with Type B Transmission Specifications.

(H) Chargeable Optional Features

Common Channel Signaling, Signaling System 7*
(CCS/SS7) Network Connection Service is offered with FGD which provides a signaling path between a

(T)

(*) SS7 Signalling is available only where technically feasible.

(N)

ACCESS SERVICE

6. Switched Access Service (Cont'd)

6.2 Rate Categories (Cont'd)

6.2.1 Local Transport Description (Cont'd)

(H) Chargeable Optional Features (Cont'd)

customer's designated Signaling Point of Interface (SPOI) and a Telephone Company's Signaling Transfer Point (STP). CCS/SS7* is provided as set forth in 6.3.11 following.

(I) Mileage Measurement Exceptions

- (1) The Telephone Company may reconfigure its local exchange plant as required in the normal operation of its business. If such network reconfiguration results in a changes location of the IC serving wire center the Telephone Company will provide the IC with a minimum 6 months notice. The Local Transport Mileage measurement will be based upon the new serving wire center's V&H coordinates and the end office switch V&H coordinates.
- (2) For FGA calls terminated on an extended basis outside the FGA Access Area, but within the LATA, mileage in the terminating direction is also calculated on the airline distance between FGA dial tone office and the end office switch where the call terminates as set forth in 6.7.1(B)(6) following.

(D)
|
(D)

(*) SS7 Signaling is available only where technically feasible.

(D)

Issued: June 16, 1998

F. Wayne Lafferty
Vice-President
Regulatory Affairs
Citizens Telecommunications Company
3 High Ridge Park
Stamford, CT 06905 Transmittal No. 49

Effective: July 1, 1998

ACCESS SERVICE

6. Switched Access Service (Cont'd)

6.2 Rate Categories (Cont'd)

6.2.1 Local Transport Description (Cont'd)

(l) Mileage Measurement Exceptions (Cont'd)

(3) (Cont'd)

(D)

(D)

- (4) When terminating Feature Group C Switched Access Service is provided from multiple customer premises to an end office not equipped with measurement capabilities, the total Local Transport access minutes for that end office will be apportioned

(D)

(D)

Issued: June 16, 1998

F. Wayne Lafferty
Vice-President
Regulatory Affairs
Citizens Telecommunications Company
3 High Ridge Park
Stamford, CT 06905 Transmittal No. 49

Effective: July 1, 1998

ACCESS SERVICE

6. Switched Access Service (Cont'd)

6.2 Rate Categories (Cont'd)

6.2.1 Local Transport Description (Cont'd)

(l) Mileage Measurement Exceptions (Cont'd)

(4) (Cont'd)

among the trunk groups accessing the end office on the basis of the individual busy hour minutes of capacity ordered for each of those trunk groups. This apportionment will serve as the basis for Local Transport mileage calculation.

- (5) The Tandem-Switched Transport - Facility rate applies to the switched access minutes of use that originate/terminate at a MTSO directly interconnected to a Telephone Company access tandem or end office. The mileage for access is calculated on an airline mile basis, using the V&H coordinate method, between the customers SWC and the SWC of the MTSO.

(D)

(D)

(D)

(D)

Issued: June 16, 1998

F. Wayne Lafferty
Vice-President
Regulatory Affairs
Citizens Telecommunications Company
3 High Ridge Park
Stamford, CT 06905

Effective: July 1, 1998

Transmittal No. 49

ACCESS SERVICE

6. Switched Access Service (Cont'd)

6.2 Rate Categories (Cont'd)

6.2.1 Local Transport Description (Cont'd)

(D)

(D)

Issued: June 16, 1998

F. Wayne Lafferty
Vice-President
Regulatory Affairs
Citizens Telecommunications Company
3 High Ridge Park
Stamford, CT 06905

Effective: July 1, 1998

Transmittal No. 49

ACCESS SERVICE

6. Switched Access Service (Cont'd)

6.2 Rate Categories (Cont'd)

6.2.1 Local Transport Description (Cont'd)

(D)

|

(D)

6.2.2 End Office

The End Office rate category provides the local end office switching and end user termination functions necessary to complete the transmission of Switched Access communications to and from the end users served by the local end office. The End Office Rate category includes the Local Switching and Information Surcharge rate elements.

End Office rates (Local Switching and Information Surcharge) do not apply to switched access minutes of use that originate or terminate at a Mobile Telephone Switching Office (MTSO) directly interconnected to a Telephone Company access tandem office.

ACCESS SERVICE

6. Switched Access Service (Cont'd)

6.2 Rate Categories (Cont'd)

6.2.2 End Office (Cont'd)

(A) Local Switching

The Local Switching rate element provides for the use of end office switching equipment, the termination of end user common lines at the local end office, and the termination of calls at a Telephone Company intercept operator or recording. The intercept operator or recording tells a caller why a call could not be completed and, if possible, provides the correct number.

Where end offices are appropriately equipped, international dialing may be provided. International dialing provides the capability of switching international calls with service prefix and address codes having more digits than are capable of being switched through a standard FGC or FGD equipped end office.

The Local Switching rate element is divided into three distinct categories, LS1 LS2 and Nonpremium Local Switching. Rates for Local Switching are set forth in Section 20 following. The application of these rates with respect to individual Switched Access Arrangements is as set forth in 6.7.4 following.

(1) LS1 and LS2

LS1 and LS2 provide local dial switching in end offices converted to equal access. The first category, LS1, provides local dial switching for

ACCESS SERVICE

6. Switched Access Service (Cont'd)

6.2 Rate Categories (Cont'd)

6.2.2 End Office (Cont'd)

(A) Local Switching (Cont'd)

(1) LS1 and LS2 (Cont'd)

Feature Groups A and B except where the service is provided to AT&T. The second category, LS2, provides local dial switching for Feature Groups C and D, 500 Access Service, 800/888 Access Service, 900 Access Service and international dialing capability, and all originating and terminating access minutes where the service is provided to AT&T. LS2 also provides local dial switching for Feature Group A or B service used for terminating 800/888 Service and 900 Access Service. (T)

(2) Nonpremium Local Switching

In end offices not equipped with equal access capabilities, nonpremium Local Switching rates apply to all Feature Group A, Feature Group B, 500 Access Service, 800/888 Access Service and 900 Access Service access minutes that originate from or terminate at such end offices. Nonpremium Local Switching rates shall only apply to non AT&T customers.

(B) Information Surcharge

- (1) The Information Surcharge applies to each Switched Access minute of use (measured or assumed) and

(D)

ACCESS SERVICE

Switched Access Service (Cont'd)

6.2 Rate Categories (Cont'd)

6.2.2 End Office (Cont'd)

(B) Information Surcharge (Cont'd)

(1) (Cont'd)

shall be assessed upon all customers that use local switching facilities for the provision of interstate or foreign telecommunications.

- (2) The Information Surcharge is to recover the costs of the functions associated with the printing of the directory white pages. The surcharge is assessed to a customer based on the total number of access minutes at the rates in Section 20. Application of the Premium and Nonpremium Information Surcharge is described in 6.7.4 following.

- (3) The Information Surcharge rate element does not apply to switched access minutes of use that originate or terminate at MTSOs directly interconnected to a Telephone Company access tandem office.

(C) 800/888 Data Base Query Service

(C) (X)

Query usage charges for 800/888 Data Base Query Service shown in 6.3.5(C) apply as follows:

(C) (X)

- (1) A Basic 800/888 Data Base Query charge will apply for each basic 800/888 call query received at the Telephone Company's 800/888 data base. Per query charges are accumulated over a monthly period and billed to the customer on a monthly basis.

(C) (X)

(C) (X)

(C) (X)

(X) Issued under the authority of Special Permission No. 96-170 granted by the FCC.

ACCESS SERVICE

6. Switched Access Service (Cont'd)

6.2 Rate Categories (Cont'd)

6.2.2 End Office (Cont'd)

(C) 800/888 Data Base Query Service (Cont'd)

- (2) A Premium 800/888 Data Base Query charge will apply for each premium 800/888 call query received at the Telephone Company's 800/888 data base. Per query charges are accumulated over a monthly period and billed to the customer on a monthly basis.

6.2.3 Non-Chargeable Optional Features

Where facilities permit, the Telephone Company will, at the option of the customer, provide nonchargeable optional features. These optional features are described in 6.3.7 following.

6.2.4 Shared Use Facilities

(D)

(D)

(D)

(D)

(D)

Issued: June 16, 1996

F. Wayne Lafferty
Vice-President
Regulatory Affairs
Citizens Telecommunications Company
3 High Ridge Park
Stamford, CT 06905 Transmittal No. 49

Effective: July 1, 1998

ACCESS SERVICE

6. Switched Access Service (Cont'd)

6.2 Rate Categories (Cont'd)

6.2.5 CCS7 Access Service

CCS7 Access Service as described in 6.3.11, connecting customer's STPs to Telephone Company STPs, requires four STP Port Terminations and four Dedicated Switched Access Facilities. CCS7 Access Service connecting customer Signaling or Service Switching Points to Telephone Company STPs requires two STP Port Terminations and two Dedicated Switched Access facilities.

(A) Dedicated Switched Access

Dedicated Switched Access is composed of two rate elements: Dedicated Switched Access Line (DSAL) and Dedicated Switched Access Transport (DSAT). The DSAL has a nonrecurring charge and monthly recurring charge. The DSAT has only a monthly recurring charge and is charges for on a per airline mile basis.

(B) STP Port Terminations

The STP Port Terminations are charged both a nonrecurring charge and monthly recurring rate.

6.3 Provision and Description of Switched Access Service Feature Groups

Switched Access Service is provided in four Feature Group arrangements:

- Feature Group A
- Feature Group B
- Feature Group C
- Feature Group D

ACCESS SERVICE

6. Switched Access Service (Cont'd)

6.3 Provision and Description of Switched Access Service Feature Groups (Cont'd)

The Local Transport, End Office, and Common Line rate categories described in 6.2 apply to all Switched Access Service.

6.3.1 Feature Group A (FGA) (USOC-OHY; OHX)

(T)

(A) Description

- (1) FGA is provided via a line side connection at Telephone Company electronic and electromechanical end office switched with an associated seven digit telephone number for the customer's use in originating communications to or terminating communications from an Interexchange Carrier's Interstate Service or a customer provided interstate communications capability. At the option of the customer, FGA is provided on a single or multiple line group basis and is arranged for originating calling only, terminating calling only, or two-way calling.
- (2) FGA provides a line side termination at the first point of switching (dial tone office). The line side termination will be provided with either ground start or loop start supervisory signaling. The type of signaling is at the option of the customer.
- (3) The Telephone Company shall select the first point of switching, within the selected LATA, at which the line side termination is to be provided unless the

ACCESS SERVICE

6. Switched Access Service (Cont'd)

6.3 Provision and Description of Switched Access Service Feature Groups (Cont'd)

6.3.1 Feature Group A (FGA) (Cont'd)

(A) Description (Cont'd)

(3) (Cont'd)

customer requests a different first point of switching and Telephone Company facilities and measurement capabilities, where necessary, are available to accommodate such a request.

- (4) A seven (7) digit local telephone number assigned by the Telephone Company is provided for access to FGA switching in the originating direction. The seven (7) digit local telephone number will be associated with the selected end office switch and is of the form NXX-XXXX.

If the customer requests a specific seven (7) digit telephone number that is not currently assigned, and the Telephone Company can, with reasonable effort, comply with that request, the requested number will be assigned to the customer.

- (5) FGA switching, when used in the terminating direction, is arranged with dial tone start-dial signaling. When used in the terminating direction, FGA switching may, at the option of the customer, be arranged for dial pulse or dual tone multifrequency address signaling, subject to

ACCESS SERVICE

6. Switched Access Service (Cont'd)

6.3 Provision and Description of Switched Access Service Feature Groups (Cont'd)

6.3.1 Feature Group A (FGA) (Cont'd)

(A) Description (Cont'd)

(5) (Cont'd)

availability of equipment at the first point of switching. When FGA switching is provided in a hunt group or uniform call distribution arrangement, all FGA switching will be arranged for the same type of address signaling.

- (6) No address signaling is provided by the Telephone Company when FGA Switching is used in the originating direction. Address signaling in such cases, if required by the customer, must be provided by the customer's end user using inband tone signaling techniques. Such inband tone address signals will not be regenerated by the Telephone Company and will be subject to the ordinary transmission capabilities of the Local Transport provided.

- (7) FGA switching, when used in the terminating direction, may be used to access valid NXXs in the LATA, local operator service (0- and 0+), Directory Assistance (411 where available and 555-1212), emergency reporting service (911 where available), exchange telephone repair (611 where available), time or weather announcement services of the

ACCESS SERVICE

6. Switched Access Service (Cont'd)

6.3 Provision and Description of Switched Access Service Feature Groups (Cont'd)

6.3.1 Feature Group A (FGA) (Cont'd)

(A) Description (Cont'd)

(7) (Cont'd)

Telephone Company, community information services of an information service provider, and other customers' services (by dialing the appropriate digits). Charges for FGA terminating calls requiring operator assistance or calls to 611 or 911 will only apply where sufficient call details are available. Additional non-access charges will also be billed on a separate account for (1) an operator surcharge, as set forth in the local exchange tariffs, for local operator assistance (0- and 0+) calls, (2) calls to certain community information services, for which rates are applicable under Telephone Company exchange service tariffs, e.g., 976 (DIAL-IT) Network Services, and (3) calls from a FGA line to another customer's applicable service rates when the Telephone Company performs the billing function for that customer.

For calls to Directory Assistance additional non access charges may also be billed at the applicable rates under the Telephone Company local exchange tariffs.

ACCESS SERVICE

6. Switched Access Service (Cont'd)

6.3 Provision and Description of Switched Access Service Feature Groups (Cont'd)

6.3.1 Feature Group A (FGA) (Cont'd)

(A) Description (Cont'd)

- (8) When a FGA switching arrangement for an individual customer (a single line or entire hunt group) is discontinued at an end office, an intercept announcement is provided. This arrangement provides, for a limited period of time, an announcement that the service associated with the number dialed has been discontinued.
- (9) FGA will be provisioned over an Entrance Facility from the customer's premises to the customer's serving wire center.

FGA service, when used in the originating direction, will be provisioned as Direct Trunked Transport from the first point of switching (i.e., the end office switch where FGA switching dial tone is provided) to the customer's serving wire center.

FGA service, when used in the terminating direction, will be provisioned as Dedicated Transport from the customer's serving wire center to the first point of switching and provisioned as Tandem Switched Transport from the first point of switching to the terminating end office.

(T)

ACCESS SERVICE

6. Switched Access Service (Cont'd)

6.3 Provision and Description of Switched Access Service Feature Groups (Cont'd)

6.3.1 Feature Group A (FGA) (Cont'd)

(A) Description (Cont'd)

- (10) Feature Group A Switched Access Service is available with additional termination (i.e. extensions) of the service at different building(s) in the same or different local calling area. Application of rates for Feature Group A extension service is found in 6.7.1(B)(%) following.

(11) Measure Unit Credit

Calls from end users to the seven digit local telephone numbers associated with Feature Group A Switched Access Service are subject to Telephone Company local and/or general exchange service tariff charges (including message unit and toll charges as applicable). The monthly bills rendered to customers for their Feature Group A Switched Access Service will include a credit to reflect any message unit charges billed to their end users under the Telephone Company's local and/or general exchange service tariffs. The credit will apply for recorded originating usage or for assumed originating usage, as appropriate for the FGA service provided. When the credit is applied on assumed usage, such credit will not exceed the assumed levels of usage set forth in Section 20 following.

ACCESS SERVICE

6. Switched Access Service (Cont'd)

6.3 Provision and Description of Switched Access Service Feature Groups (Cont'd)

6.3.1 Feature Group A (FGA) (Cont'd)

(A) Description (Cont'd)

(11) Measure Unit Credit (Cont'd)

No credit will apply for any terminating FGA access minutes. The message unit credit for originating access minutes will be based on the generally applicable message unit charges of the Telephone Company. All applicable message unit credits will be developed on an exchange specific basis only.

(B) Transmission Specifications

FGA is provided with either Type B or Type C Transmission Specifications. The specifications for the associated parameters are guaranteed of the first point of switching. Type C Transmission Specifications are provided with Interface Group 1 and Type B is provided with Interface Groups 2 through 10. Type DB Data transmission Parameters are provided with FGA to the first point of switching. FGA Interface Groups and Codes and Transmission Specifications are described further in Section 11 following.

ACCESS SERVICE

6. Switched Access Service (Cont'd)

6.3 Provision and Description of Switched Access Service Feature Groups (Cont'd)

6.3.1 Feature Group A (FGA) (Cont'd)

(C) Testing Capabilities

FGA is provided, in the terminating direction where equipment is available, with seven (7) digit access to balance (100 type) test line and milliwatt (102 type) test line. Additional testing services are available as set forth in Section 9 following for FGA.

(1) Acceptance Testing

At no additional charge, the Telephone Company will, at the customer's request, cooperatively test, at the time of installation, the following parameters: loss, C-notched noise, C-message noise, three-tone (3) slope, dc continuity and operational signaling.

(2) Routine Testing

At no additional charge, the Telephone Company will, at the customer's request, test after installation on an automatic or manual basis, 1004 Hz loss, C-message noise and Balance (return loss). In the case of automatic testing, the customer shall provide remote office test lines and one hundred five (105) test lines with associated responders of their functional equivalent.

ACCESS SERVICE

6. Switched Access Service (Cont'd)

6.3 Provision and Description of Switched Access Service Feature Groups (Cont'd)

6.3.2 Feature Group B (FGB) (USOC-OHB)

(A) Description

- (1) FGB, when directly routed to an end office (i.e., provided without the use of a Telephone Company access tandem switch), is provided at appropriately equipped Telephone Company electronic end office switches. When provided via Telephone Company designated electronic access tandem switches, FGB switching is provided at Telephone Company electronic and electromechanical end office switches. (S)(X)(Y)
 - (2) FGB is provided as trunk side switching through the use of end office or Telephone Company access tandem switch trunk equipment. The switch trunk equipment is provided with wink start-pulsing signals and answer and disconnect supervisory signaling. (S)(X)(Y)
 - (3) FGB switching is provided with multifrequency address signaling in both the originating and terminating directions. Except for FGB switching provided with the automatic number identification (ANI) or rotary dial station signaling arrangements as set forth in 6.3.9 following, any other address signaling in the originating direction, if required by the customer, must be provided by the customer's end user inband tone signaling techniques. Such inband tone address signals will not be regenerated by the Telephone Company and will be subject to the ordinary transmission capabilities of the Local Transport provided.
- (X) Effective date of material deferred from November 10, 1994 to December 1, 1994 by Special Permission No. 94-1269.
- (Y) Effective date of material deferred from December 1, 1994 to January 24, 1995 by Special Permission No. 94-1315.

ACCESS SERVICE

6. Switched Access Service (Cont'd)

6.3 Provision and Description of Switched Access Service Feature Groups (Cont'd)

6.3.2 Feature Group B (FGB) (Cont'd)

(A) Description (Cont'd)

(4) The access code for FGB switching is a uniform access code. The form of the uniform access code is 950-1/0XXX for carriers. One uniform access code will be assigned to the customer for the customer's domestic communications and another will be assigned to the customer for its international communications, if required. These uniform access codes will be the assigned access numbers of all FGB switched access service provided to the customer by the Telephone Company.

(T)

(5) FGB switching, when used in the terminating direction, may be used to access valid NXXs in the LATA, time or weather announcement services of the Telephone Company, community information services of an information service provider and other customers' services (by dialing the appropriate digits). When directly routed to an end office, only those valid NXX codes served by that end office may be accessed. When routed through a Telephone Company access tandem, only those valid NXX codes served by end offices subtending the Telephone Company access tandem may be accessed.

The customer will also be billed additional nonaccess charges for calls to certain community information services for which rates are applicable under Telephone Company exchange service tariffs,

(D)

(D)

Issued: June 16, 1998

F. Wayne Lafferty
Vice-President
Regulatory Affairs
Citizens Telecommunications Company
3 High Ridge Park
Stamford, CT 06905

Effective: July 1, 1998

Transmittal No. 49

ACCESS SERVICE

6. Switched Access Service (Cont'd)

6.3 Provision and Description of Switched Access Service Feature Groups (Cont'd)

6.3.2 Feature Group B (FGB) (Cont'd)

(A) Description (Cont'd)

(5) (Cont'd)

e.g., 976 (DIAL-IT) Network Service. Additionally, nonaccess charges will also be billed for calls from a FGB trunk to another customer's service in accordance with that customer's applicable service rates when the Telephone Company performs the billing function for that customer. Calls in the terminating direction will not be completed to 950-10XX access codes, local operator assistance (0- and 0+), Directory Assistance (411 and 555-1212), service codes 611 and 911 or 10XXX access codes. FGB may not be switched, in the terminating direction, to Switched Access Service Feature Groups B or C.

- (6) The Telephone Company will establish a trunk group or groups for the customer at end office switches or Telephone Company access tandem switches (S)(X)(Y) where FGB switching is provided. When required by technical limitations, a separate trunk group will be established for each type of FGB switching arrangement provided. Different types of FGB or other switching arrangements may be combined in a single trunk group at the option of the Telephone Company.

(X) Effective date of material deferred from November 10, 1994 to December 1, 1994 by Special Permission No. 94-1269.

(Y) Effective date of material deferred from December 1, 1994 to January 24, 1995 by Special Permission No. 94-1315.

ACCESS SERVICE

6. Switched Access Service (Cont'd)

6.3 Provision and Description of Switched Access Service Feature Groups (Cont'd)

6.3.2 Feature Group B (FGB) (Cont'd)

(A) Description (Cont'd)

- (7) When all FGB switching arrangements are discontinued at an end office and/or in a LATA, an intercept announcement is provided. This arrangement provides, for a limited period of time, an announcement that the service associated with the number dialed has been disconnected.
- (8) FGB is arranged for either originating, terminating, or two-way calling based on the trunks or BHMC ordered. The Telephone Company will determine the type of directional calling to be provided unless the customer requests the option, Customer Specification of Switched Access Directionality as described in 6.3.7(A)(32). For such specification, additional charges on an Individual Case Basis will apply if the calling arrangements are different from that the Telephone Company would have provided without such special arrangements. Originating calling permits the origination of calls from the end user to the CDP. Terminating calling permits the termination of calls from the CDP to the end user. Two-way calling permits either the origination or termination of calls, but not simultaneously.

ACCESS SERVICE

6. Switched Access Service (Cont'd)

6.3 Provision and Description of Switched Access Service Feature Groups (Cont'd)

6.3.2 Feature Group B (FGB) (Cont'd)

(A) Description (Cont'd)

- (9) The Telephone Company will determine the end office ANI protocol for FGB. The Telephone Company makes no guarantee that ANI will be available at all end offices which have access to FGB.

(B) Transmission Specifications

FGB is provided with either Type B or Type C Transmission Specifications. The specifications for the associated parameters are guaranteed to the end office when routed directly or to the first point of switching when routed via a Telephone Company access tandem. (S)(X)(Y)
Type C Transmission Specifications are provided with Interface Group 1 and Type B is provided with Interface Groups 2 through 10.
Type DB Data Transmission Parameters are provided with FGB to the first point of switching.

(C) Testing Capabilities

FGB is provided, in the terminating direction where equipment is available, with seven (7) digit access to balance (100 type) test line, milliwatt (102 type) test line, nonsynchronous or synchronous test line, automatic transmission measuring (105 type) test line, loop around test line, short circuit test line and open circuit test line. Additional testing services are available as set forth in Section 9 following for FGB.

- (X) Effective date of material deferred from November 10, 1994 to December 1, 1994 by Special Permission No. 94-1269.

- (Y) Effective date of material deferred from December 1, 1994 to January 24, 1995 by Special Permission No. 94-1315.

ACCESS SERVICE

6. Switched Access Service (Cont'd)

6.3 Provision and Description of Switched Access Service Feature Groups (Cont'd)

6.3.2 Feature Group B (FGB) (Cont'd)

(C) Testing Capabilities (Cont'd)

(1) Acceptance Testing

At no additional charge, the Telephone Company will, at the customer's request, cooperatively test, at the time of installation, the following parameters: loss, C-notched noise, C-message noise, three-tone (3) slope, dc continuity and operational signaling.

(2) Routine Testing

At no additional charge, the Telephone Company will, at the customer's request, test after installation on an automatic or manual basis, 1004 Hz loss, C-message noise and Balance (return loss). In the case of automatic testing, the customer shall provide remote office test lines and one hundred five (105) test lines with associated responders or their functional equivalent.

6.3.3 Feature Group C (FGC)

(A) Description

- (1) FGC is provided at all Telephone Company end office switches. It is provided to the customer (i.e., provider of MTS) on a direct trunk basis or via Telephone Company designated access tandem switches. Originating FGC Access is available to all

ACCESS SERVICE

6. Switched Access Service (Cont'd)

6.3 Provision and Description of Switched Access Service Feature Groups (Cont'd)

6.3.3 Feature Group C (FGC)

(A) Description (Cont'd)

(1) (Cont'd)

customers when used to provide the Customer Identification Function for 800/888 Access Service optional feature. Terminating FGC access is available to all customers other than providers of MTS and WATS when such access is used in conjunction with the provision of the Interim 800/888 Customer Identification Function, but only for purposes of testing. Feature Group C switching is provided at an end office switch unless Feature Group D end office switching is provided in the same office. When FGD switching is available, FGC will not be provided. (C) (X)

- (2) FGC is provided as trunk side switching. The switch trunk equipment is provided with answer and disconnect supervisory signaling. Wink start start-pulsing signals are provided in all offices where available. In those offices where wink start start-pulsing signals are not available, delay dial start-pulsing signals will be provided, unless immediate dial pulse signaling is provided, in which case no start-pulsing signals are provided. (C) (X)

(X) Issued under the authority of Special Permission No. 96-170 granted by the FCC.

ACCESS SERVICE

6. Switched Access Service (Cont'd)

6.3 Provision and Description of Switched Access Service Feature Groups (Cont'd)

6.3.3 Feature Group C (FGC) (Cont'd)

(A) Description (Cont'd)

- (3) FGC is provided with multifrequency address signaling except in certain electromechanical end office switches where multifrequency signaling is not available. In such switches, the address signaling will be dial pulse. Up to twelve (12) digits of the called party number dialed by the customer's end user using dual tone multifrequency or dial pulse address signals will be provided by Telephone Company equipment to the customer's premises where the Switched Access Service terminates. Such called party number signals will be subject to the ordinary transmission capabilities of the Local Transport provided.
- (4) The end user must dial a one (1) digit access code to access the IC. In addition to the access code, the telephone number dialed by the customer's end user shall be a seven (7) or ten (10) digit number for calls in the North American Numbering Plan (NANP). For international calls outside the NANP, a seven (7) to twelve (12) digit number may be dialed.
- (5) FGC switching, when used in the terminating direction, may be used to access value NXXs in the FGC Access Area. When directly routed to an end office the FGC Access Area includes only those valid NXX codes served by that office. When routed through a Telephone Company access tandem, the FGC Access Area includes only those valid NXX codes served by offices subtending that access tandem. (S)(X)(Y)

(X) Effective date of material deferred from November 10, 1994 to December 1, 1994 by Special Permission No. 94-1269.

(Y) Effective date of material deferred from December 1, 1994 to January 24, 1995 by Special Permission No. 94-1315.

ACCESS SERVICE

6. Switched Access Service (Cont'd)

6.3 Provision and Description of Switched Access Service Feature Groups (Cont'd)

6.3.3 Feature Group C (FGC) (Cont'd)

(A) Description (Cont'd)

(5) (Cont'd)

Area includes only those valid NXX codes served by offices subtending that access tandem.

Access is also available to time or weather announcement services of the Telephone Company, community information services of an information provider, and other customers' services (by dialing the appropriate codes) when the services can be reached using valid NXX codes.

Where measurement capabilities exist, the customer will also be billed additional non-access charges for calls to certain community information services, for which rates are applicable under Telephone

Company exchange service tariffs, e.g., 976 (DIAL-IT) Network Services. Additionally, non-access charges will also be billed for calls from a FGC trunk to another customer's service in accordance with that customer's applicable service rates when the Telephone Company performs the billing function for that customer. Calls in the terminating direction will not be completed to 950-1/OXXX or 1+950-1/OXXX access codes, local operator assistance (0- and 0+), Directory Assistance service codes 611 and 911 and 10XXX access codes. FGC may not be switched, in the terminating direction, to Switched Access Service Feature Groups B, C or D.

ACCESS SERVICE

6. Switched Access Service (Cont'd)

6.3 Provision and Description of Switched Access Service Feature Groups (Cont'd)

6.3.3 Feature Group C (FGC) (Cont'd)

(A) Description (Cont'd)

- (6) The Telephone Company will establish a trunk group or groups for the customer at end office switches or Telephone Company access tandem switches (S)(X)(Y) where FGC switching is provided. When required by technical limitations, a separate trunk group will be established for each type of FGC switching arrangement provided. Different types of FGC or other switching arrangements may be combined in a single trunk group at the option of the Telephone Company.
- (7) FGC is arranged for either originating calling only, terminating calling only, or two-way calling based on the trunks or BHMC ordered. The Telephone Company will determine the type of Directional calling to be provided unless the customer requests the option, Customer Specification of Directionality as described in 6.3.7(A)(32). For such specification, additional charges on an Individual Case Basis will apply if the trunk group Routing arrangements are different from that the Telephone Company would have provided without such special arrangements. Originating calling permits the origination of calls from the customer premises. Terminating calling permits the termination of calls from the customer premises to the end user. Two-way calling permits either the origination or termination of calls, but not simultaneously.

(X) Effective date of material deferred from November 10, 1994 to December 1, 1994 by Special Permission No. 94-1269.

(Y) Effective date of material deferred from December 1, 1994 to January 24, 1995 by Special Permission No. 94-1315.

Issued: November 22, 1994

Vice-President
Regulatory
Citizens Telecommunications Company
3 High Ridge Park
Stamford, CT 06905

Effective: December 1, 1994

ACCESS SERVICE

6. Switched Access Service (Cont'd)

6.3 Provision and Description of Switched Access Service Feature Groups (Cont'd)

6.3.3 Feature Group C (FGC) (Cont'd)

(B) Transmission

FGC is provided with wither Type B or Type C Transmission Specifications as follows:

- When routed directly to the end office either Type B or Type C is provided.
- When routed to a Telephone Company access tandem only Type B is provided. (S)(X)(Y)
- Type B or Type C is provided on the transmission path from the Telephone Company access tandem to the end office. (S)(X)(Y)

Type C Transmission Specifications are provided with Interface Group 1 when routed directly to an end office. Type B is provided with Interface Groups 2 through 10, whether routed directly to an end office or to an access tandem.

Type DB Data Transmission Parameters are provided with FGC for the transmission path between the customer's premises and the end office when directly routed to the end office, and Type DB Data Transmission Parameters are provided for the transmission path between the customer's premises and the Telephone Company access tandem and between the Telephone Company access tandem and the end office when routed via an access tandem. (S)(X)(Y)

(X) Effective date of material deferred from November 10, 1994 to December 1, 1994 by Special Permission No. 94-1269.

(Y) Effective date of material deferred from December 1, 1994 to January 24, 1995 by Special Permission No. 94-1315.

Issued: November 22, 1994

Vice-President
 Regulatory
 Citizens Telecommunications Company
 3 High Ridge Park
 Stamford, CT 06905

Effective: December 1, 1994

ACCESS SERVICE

6. Switched Access Service (Cont'd)

6.3 Provision and Description of Switched Access Service Feature Groups (Cont'd)

6.3.3 Feature Group C (FGC) (Cont'd)

(C) Testing Capabilities

FGC is provided, in the terminating direction where equipment is available, with seven (7) digit access to balance (100 type) test line, milliwatt (102 type) test line, nonsynchronous or synchronous test line, transmission measuring (105 type) test line, loop around test line, short circuit test line and open circuit test line. Additional testing services are available as set forth in Section 9 following for FGC.

(1) Acceptance Testing

At no additional charge, the Telephone Company will, at the customer's request, cooperatively test, at the time of installation, the following parameters: loss, C-notched noise, C-message noise, three-tone (3) slope, dc continuity and operational signaling.

(2) Routine Testing

At no additional charge, the Telephone Company will, at the customer's request, test after installation on an automatic or manual basis, 1004 Hz loss, C-message noise and Balance (return loss). In the case of automatic testing, the customer shall provide remote office test lines and 105 test lines with associated responders or their functional equivalent.

ACCESS SERVICE

6. Switched Access Service (Cont'd)

6.3 Provision and Description of Switched Access Service Feature Groups
 (Cont'd)

6.3.4 Feature Group D (FGD) (USOC-OHD)

(A) Description

- (1) FGD is provided at Telephone Company designated office switches whether routed directly or via Telephone Company designated electronic access tandem switches. The Telephone Company will designate the first point(s) of switching for FGD services where the Telephone Company elects to provide equal access through a centralized equal access arrangement. Those Telephone Company offices providing equal access through centralized arrangements are identified in NATIONAL EXCHANGE CARRIER ASSOCIATION, INC. TARIFF FCC NO. 4.
- (2) FGD is provided as trunk side switching through the use of end office or Telephone Company access tandem switch trunk equipment. The switch trunk equipment is provided with wink start start-pulsing signals and answer and disconnect supervisory signaling except for FGD provided with SS7* Out of Band Signaling. (T)
- (3) FGD switching is provided with multifrequency address signaling or out of band SS7* signaling. With multifrequency address signaling and SS7* signaling, up to twelve (12) digits of the called party number dialed by the customer's end user using dual tone multifrequency or dial pulse address signals will be provided by Telephone Company equipment to the customer's premises where the Switched (T)
(T)

(*) SS7 Signalling is available only where technically feasible. (N)

ACCESS SERVICE

6. Switched Access Service (Cont'd)

6.3 Provision and Description of Switched Access Service Feature Groups (Cont'd)

6.3.4 Feature Group D (FGD) (Cont'd)

(A) Description (Cont'd)

(3) (Cont'd)

Access Service terminates. Such address signals will be subject to the ordinary transmission capabilities of the Local Transport provided.

- (4) FGD switching, when used in the terminating direction, may be used to access valid NXXs in the LATA, time or weather announcement services of the Telephone Company, community information services of an information service provider, and other customers' services (by dialing the appropriate codes) when such services can be reached using valid NXX codes. When directly routed to an end office, only those valid NXX codes served by that office may be accessed. When routed through a Telephone Company access tandem, only those valid NXX codes served by end offices subtending the Telephone Company access tandem may be accessed. (S)(X)(Y)

Additionally, nonaccess charges will also be billed for calls from a FGD trunk to another customer's service in accordance with that customer's applicable service rates when the Telephone Company performs the billing function for that customer. Calls in the terminating direction will not be completed to 950-0XXX or 950-1XXX access codes, local operator assistance (0- and 0+),

(X) Effective date of material deferred from November 10, 1994 to December 1, 1994 by Special Permission No. 94-1269.

(Y) Effective date of material deferred from December 1, 1994 to January 24, 1995 by Special Permission No. 94-1315.

ACCESS SERVICE

6. Switched Access Service (Cont'd)

6.3 Provision and Description of Switched Access Service Feature Groups (Cont'd)

6.3.4 Feature Group D (FGD) (Cont'd)

(A) Description (Cont'd)

(4) (Cont'd)

Directory Assistance (411 and 555-1212), service codes 611 and 911 or 10XXX access codes.

Calls will be completed to Directory Assistance (NPA-555-1212 or 555-1212) when FGD switching is combined with Directory Assistance switching. FGD may not be switched, in the terminating direction, to Switched Access Service Feature Groups B, C or D.

As an ordering option to the customer, terminating FGD, when routed through a Telephone Company access tandem, may also access valid NXX codes served by subtending end offices in which originating FGD is not available. Rating of this optional service is as set forth in 6.7.1(B)(3) following. (S)(X)(Y)

- (5) The Telephone Company will establish a trunk group or groups for the customer at end office switches or Telephone Company access tandem switches where FGD switching is provided. When required by technical limitations, a separate trunk group will be established for each type of FGD switching arrangement provided. (S)(X)(Y)

Different types of FGD or other switching arrangements may be combined in a single trunk group at the option of the Telephone Company.

(X) Effective date of material deferred from November 10, 1994 to December 1, 1994 by Special Permission No. 94-1269.

(Y) Effective date of material deferred from December 1, 1994 to January 24, 1995 by Special Permission No. 94-1315.

Issued: November 22, 1994

Vice-President
Regulatory
Citizens Telecommunications Company
3 High Ridge Park
Stamford, CT 06905

Effective: December 1, 1994

ACCESS SERVICE

6. Switched Access Service (Cont'd)

6.3 Provision and Description of Switched Access Service Feature Groups (Cont'd)

6.3.4 Feature Group D (FGD) (Cont'd)

(A) Description (Cont'd)

- (6) The access code for FGD switching is a uniform access code of the form 10XXX. A single access code will be the assigned number of all FGD access provided to the customer by the Telephone Company. No access code is required for calls to a customer over FGD Switched Access Service if the end user's telephone exchange service is arranged for presubscription to that customer, as set forth in Section 9.3.3 following.

Where no access code is required, the number dialed by the customer's end user shall be a seven (7) or ten (10) digit number for calls in the North American Numbering Plan (NANP).

For international calls outside the NANP, a seven (7) to twelve (12) digit number may be dialed. The form of the numbers dialed by the customer's end user is NXX-XXXX, 0 or 1 + NXX-XXXX, NPA + NXX-XXXX, 0 or 1 + NPA + NPA + NXX-XXXX and, when the end office is equipped for International Direct Distance Dialing (IDDD, 01 + CC + NN or 011 + CC + NN).

ACCESS SERVICE

6. Switched Access Service (Cont'd)

6.3 Provision and Description of Switched Access Service Feature Groups (Cont'd)

6.3.4 Feature Group D (FGD) (Cont'd)

(A) Description (Cont'd)

(6) (Cont'd)

When the 10XXX access code is used, FGD switching also provides for dialing the digit 0 for access to the customer's operator, 911 for access to the Telephone Company's emergency reporting service, or the end-of-dialing digit (#) for cut-through access to the customer's premises.

Unless otherwise ordered by the FCC, when equal access is provided through a centralized equal access arrangement the 10XXX access code may not be available in certain equal access offices. Those offices which provide FGD Switched Access Service without the 10XXX access code are identified in NATIONAL EXCHANGE CARRIER ASSOCIATION, INC. TARIFF FCC NO. 4.

- (7) FGD switching will be arranged to accept calls from telephone exchange service locations without the need for dialing 10XXX uniform access code. Each telephone exchange service line may be marked with a code to identify which 10XXX code its calls will be directed to for interLATA service.

ACCESS SERVICE

6. Switched Access Service (Cont'd)

6.3 Provision and Description of Switched Access Service Feature Groups (Cont'd)

6.3.4 Feature Group D (FGD) (Cont'd)

(A) Description (Cont'd)

- | | | |
|-----|--|---------|
| (8) | Unless prohibited by technical limitations, the customer's Interim 800/888 traffic may, at the option of the customer, be combined in the same trunk group arrangement with the customer's non-Interim 800/888 traffic. When required by technical limitations, or at the request of the customer, a separate trunk group will be established for Interim 800/888 traffic. | (C) (X) |
| | | (C) (X) |
| | | (C) (X) |

- (9) When a customer has had FGB access in an end office and subsequently replaces the FGB access with FGD access, at the mutual agreement of the customer and the Telephone Company, the Telephone Company will direct calls dialed by the customer's end users using the customer's previous FGB access code to the customer's FGD access service.

The customer must be prepared to handle normally dialed FGD calls, as well as calls dialed with the FGB access code which requires the customer to receive additional address signaling from the end user. Such calls will be rated as FGD. The Telephone Company may, within ninety (90) days' written notice to the customer, discontinue this arrangement.

(X) Issued under the authority of Special Permission No. 96-170 granted by the FCC.

ACCESS SERVICE

6. Switched Access Service (Cont'd)

6.3 Provision and Description of Switched Access Service Feature Groups (Cont'd)

6.3.4 Feature Group D (FGD) (Cont'd)

(A) Description (Cont'd)

- (10) FGD is arranged for either originating calling only, terminating calling only, or two-way calling and based on the trunks or BHMC ordered. The Telephone Company will determine the type of directional calling to be provided unless the customer orders an Operator Assistance Full Feature Arrangement or requests the option, Customer Specification of Switched Access Directionality as described in 6.3.7(A)(32). For such arrangements, additional charges on an Individual Case Basis will apply if the trunking arrangements are different from that the Telephone Company would have provided without such special arrangements. Originating calling permits the origination of calls from the end user to the customer premises. Terminating calling permits the termination of calls from the customer premises. Two-way calling permits either the origination or termination of calls, but not simultaneously.

(B) Transmission Specifications

FGD is provided with either Type A, Type B or Type C Transmission Specifications as follows:

- When routed directly to the end office either Type B or C is provided.

ACCESS SERVICE

6. Switched Access Service (Cont'd)

6.3 Provision and Description of Switched Access Service Feature Groups (Cont'd)

6.3.4 Feature Group D (FGD) (Cont'd)

(B) Transmission Specifications (Cont'd)

- When routed to a Telephone Company access tandem only Type A is provided. (S)(X)(Y)
- Type A is provided on the transmission path from the Telephone Company access tandem to the end office. (S)(X)(Y)

Type C Transmission Specifications are provided with Interface Group 1. Type A and Type B Transmission Specifications are provided with Interface Groups 2 through 10

Type DA Data Transmission Parameters are provided for the transmission path between the customer's premises and the Telephone Company access tandem and between the Telephone Company access tandem and the end office. Type DB Data Transmission Parameters are provided with FGD for the transmission path between the customer's premises and the end office when directly routed to the end office. (S)(X)(Y)

(C) Testing Capabilities

FGD is provided, in the terminating direction where equipment is available, with seven (7) digit access to balance (100 type) test line, milliwatt (102 type) test line, nonsynchronous or synchronous test line, automatic transmission measuring (105 type) test line, loop around

(X) Effective date of material deferred from November 10, 1994 to December 1, 1994 by Special Permission No. 94-1269.

(Y) Effective date of material deferred from December 1, 1994 to January 24, 1995 by Special Permission No. 94-1315.

ACCESS SERVICE

6. Switched Access Service (Cont'd)

6.3 Provision and Description of Switched Access Service Feature Groups (Cont'd)

6.3.4 Feature Group D (FGD) (Cont'd)

(C) Testing Capabilities (Cont'd)

test line, short circuit test line and open circuit test line. In addition to the tests described in 6.3, which are included with the installation of service and as ongoing routine testing, additional testing of facilities is available as set forth in Section 9.

When SS7* Signaling is ordered, network compatibility and other testing will be performed cooperatively by the Telephone Company and the customer as specified in Technical References TR-TSV 000905. (T)

(D) Optional Features

Where facilities permit, the Telephone Company will, at the option of the customer, provide optional features. These optional features are described in 6.3.9 following.

Operator Transfer Service (forwarding of 0- calls) and Inward Operator Assistance Services (Busy Line Verification, Interrupt, and Operator Assistance) may be provided with FGD Switched Access Service at Telephone Company designated Operator Service switching locations. Operator Services are provided as set forth in 6.3.7 following.

(*) SS7 Signalling is available only where technically feasible. (N)

ACCESS SERVICE

6. Switched Access Service (Cont'd)

6.3 Provision and Description of Switched Access Service Feature Groups (Cont'd)

6.3.5 800/888 Access Service

(C) (X)

(A) Description

- | | |
|--|--|
| <p>(1) 800/888 Access Service provides for the forwarding of enduser dialed 800-NXX-XXXX or 888-NXX-XXXX calls to a customer via a Telephone Company designated switch capable of performing a customer identification function. The 800/888 Access Service customer identification function utilizes 800/888 Data Base Query Service, as described in 6.3.5(C), to screen all ten digits of all 800-NXX-XXXX or 888-NXX-XXXX type calls generated by endusers to determine the customer to which the 800/888 call is routed by the Telephone Company. This function is not available with Signaling for Tandem Switching.</p> <p>The 800/888 Access Service customer identification function will be available at suitably equipped end office or Telephone Company access tandem switches. Once customer identification has been established, the call will be routed to the customer. 800/888 Access Service may be provided via 800/888 Access Service switched trunk groups or in conjunction with a customer's FGC or FGD Switched Access Service.</p> | <p>(C) (X)</p> <p>(C) (X)</p> <p>(C) (X)</p> <p>(C) (X)</p> <p>(C) (X)</p> <p>(C) (X)</p> <p>(C) (X)</p> |
| <p>(2) 800/888 Access Service is an originating trunk side switched service that is available to the customer via 800/888 Access Service trunk(s) at Telephone Company designated switches capable of performing the 800/888 Access Service customer identification from an end office switch not</p> | <p>(C) (X)</p> <p>(C) (X)</p> <p>(C) (X)</p> |

(X) Issued under the authority of Special Permission No. 96-170 granted by the FCC.

ACCESS SERVICE

6. Switched Access Service (Cont'd)6.3 Provision and Description of Switched Access Service Feature Groups (Cont'd)6.3.5 800/888 Access Service (Cont'd)

(C) (X)

(A) Description (Cont'd)

(2) (Cont'd)

equipped to perform the 800/888 Access Service customer identification function, the call will be routed to the nearest office at which the function is available. Once customer identification has been established, the call will be routed to the customer.

(C) (X)

Unless prohibited by technical limitations, the customer's 800/888 Access Service traffic may, at the option of the customer, be combined in the same trunk group arrangement with the customer's Feature Group C or Feature Group D Access Service traffic. When required by technical limitations a separate trunk group must be established for 800/888 Access Service.

(C) (X)

(C) (X)

- (3) 800/888 Access Service is provided as trunk side switching through the use of end office or Telephone Company access tandem switch trunk equipment 800/888 Access Service originating from equal access end offices with the 800/888 Access Service customer identification function will be provided using Feature Group D signaling as set forth in 6.3.4(A)(2) and (3) preceding. When Feature Group D signaling is provided, ANI will be provided in the same manner in which ANI is provided for Feature Group D as set forth in 6.3.9(A)(6) following.

(C) (X)

(C) (X)

(C) (X)

(X) Issued under the authority of Special Permission No. 96-170 granted by the FCC.

ACCESS SERVICE

6. Switched Access Service (Cont'd)

6.3 Provision and Description of Switched Access Service Feature Groups (Cont'd)

6.3.5 800/888 Access Service (Cont'd)

(C) (X)

(A) Description (Cont'd)

(3) (Cont'd)

800/888 Access Service originating from end offices not having equal access capabilities will be provided using Feature Group C signaling as set forth in 6.3.3(A)(2) and (3) preceding. When Feature Group C signaling is provided, ANI will be provided in the same manner in which ANI is provided for Feature Group C as set forth in 6.3.9(A)(6) following.

(C) (X)

(B) Transmission Specifications

(1) Non Converted End Offices

In end offices that have not been converted to equal access, 800/888 Access Service is provided with either Type B or Type C Transmission Specifications as follows:

(C) (X)

- When routed directly to the end office either Type B or Type C is provided.
- When routed to a Telephone Company access tandem only Type B is provided.

(X) Issued under the authority of Special Permission No. 96-170 granted by the FCC.

ACCESS SERVICE

6. Switched Access Service (Cont'd)

6.3 Provision and Description of Switched Access Service Feature Groups (Cont'd)

6.3.5 800/888 Access Service (Cont'd)

(C) (X)

(B) Transmission Specifications (Cont'd)

(1) Non Converted End Offices (Cont'd)

- Type B or Type C is provided on the transmission path from the Telephone Company access tandem to the end office.

Type C Transmission Specifications are provided with Interface Group 1 when routed directly to an end office. Type B is provided with Interface Groups 2 through 10, whether routed directly to an end office or to a Telephone Company access tandem.

Type DB Data Transmission Parameters are provided with 800/888 Access Service for the transmission path between the customer's premises and the end office when directly routed to the end office, and Type DB Data Transmission Parameters are provided for the transmission path between the customer's premises and the Telephone Company access tandem and between the Telephone Company access tandem and the end office when routed via a Telephone Company access tandem.

(C) (X)

(X) Issued under the authority of Special Permission No. 96-170 granted by the FCC.

ACCESS SERVICE

6. Switched Access Service (Cont'd)

6.3 Provision and Description of Switched Access Service Feature Groups (Cont'd)

6.3.5 800/888 Access Service (Cont'd) (C) (X)

(B) Transmission Specifications (Cont'd)

(2) Equal Access End Offices

In end offices converted to equal access, 800/888 Access Service is provided with either Type A, Type B or Type C Transmission Specifications as follows: (C) (X)

- When routed directly to the end office either Type B or C is provided.
- When routed to a Telephone Company access tandem only Type A is provided.
- Type A is provided on the transmission path from the Telephone Company access tandem to the end office.

Type C Transmission specifications are provided with Interface Group 1. Type A and Type B Transmission Specifications are provided with Interface Groups 2 through 10.

Type DA Data Transmission Parameters are provided for the transmission path between the customer's premises and the Telephone Company access tandem and between the Telephone Company access tandem and the end office. Type DB Data Transmission Parameters are provided for the transmission path between the customer's premises and the end office when directly routed to the end office.

(X) Issued under the authority of Special Permission No. 96-170 granted by the FCC.

ACCESS SERVICE

6. Switched Access Service (Cont'd)

6.3 Provision and Description of Switched Access Service Feature Groups (Cont'd)

6.3.5 800/888 Access Service (Cont'd)

(C) (X)

(C) 800/888 Data Base Query Service

(C) (X)

- | | | |
|-----|--|---|
| (1) | 800/888 Data Base Query Service, offered in conjunction with 800/888 Access Service, performs the 800/888 customer identification function, as described in 6.3.5(A), to determine the customer to whom 800/888 calls must be routed. For all 1+800-NXX-XXXX or 1+888-NXX-XXXX calls, originated by an end user, the Telephone Company will perform the customer identification function using a Telephone Company 800/888 Data Base to screen the dialed ten digits of the 800/888 call to determine the customer selected by the 800/888 subscriber to carry that 800/888 call. If the 800/888 call originates from an end office switch not equipped to provide the customer identification function, the call will be routed to a Telephone Company access tandem switch equipped to provide the customer identification function. Once customer identification has been established through 800/888 Data Base Query Service, the 800/888 call will be routed to the selected customer for completion. | (C) (X)
(C) (X)
(C) (X)
(C) (X)
(C) (X)
(C) (X)
(C) (X)
(C) (X)
(C) (X)
(C) (X)
(C) (X) |
| (2) | Basic 800/888 Data Base Queries provide instructions to route 1+800-NXX-XXXX calls on a simple call turn 1 + 888-NXX-XXXX around basis to one particular customer or to different customers based on the LATA in which the 800/888 call originates. | (C) (X)
(C) (X)
(C) (X) |

(X) Issued under the authority of Special Permission No. 96-170 granted by the FCC.

ACCESS SERVICE

6. Switched Access Service (Cont'd)

6.3 Provision and Description of Switched Access Service Feature Groups (Cont'd)

6.3.5 800/888 Access Service (Cont'd) (C) (X)

(C) 800/888 Data Base Query Service (Cont'd) (C) (X)

(3) Premium 800/888 Data Base Queries provide instructions to route 1+800-NXX-XXXX or 1+888-NXX-XXXX calls to: (C) (X)
(C) (X)

(a) Different customers based on time of day, day of week, or based on number of calls allocated by 800/888 subscriber selected percentages. (C) (X)

(b) Different terminating locations based on time of day, day of week, or based on number of calls allocated by 800/888 subscriber selected percentages. (C) (X)

(c) Standard seven digit local exchange telephone numbers at the terminating end based on the 800/888 subscriber's specific requirements. (C) (X)

The 800/888 subscriber is responsible for arranging for entry of the various routing instructions discussed herein into the Number Administration Service Center's (NASC's) Service Management System (SMS). (C) (X)

Rate regulations and charges applicable to 800/888 Data Base Query Service appear in 6.2.2(C) and Section 20. (C) (X)

(X) Issued under the authority of Special Permission No. 96-170 granted by the FCC.

ACCESS SERVICE

6. Switched Access Service (Cont'd)

6.3 Provision and Description of Switched Access Service Feature Groups (Cont'd)

6.3.6 900 Access Service

(A) Description

- (1) 900 Access Service is an originating trunk side service that provides for the forwarding of end user dialed 900-NXX-XXXX calls to a customer via a Telephone Company designated switch capable of performing a customer identification function. The customer identification function determines the customer to which the 900 call is routed by the Telephone Company.

The customer identification function will be available at suitably equipped end office or Telephone Company access tandem switches. Once customer identification has been established, the call will be routed to the customer. 900 Access Service may be provided via 900 Access Service switched trunk groups or in conjunction with a customer's FGC or FGD Switched Access Service.

- (2) If the customer's 900 Access traffic originates from an end office switch not equipped to perform the customer identification function, the call will be routed to the nearest office at which the function is available. Once customer identification has been established, the call will be routed to the customer.

(X) Effective date of material deferred from November 10, 1994 to December 1, 1994 by Special Permission No. 94-1269.

(Y) Effective date of material deferred from December 1, 1994 to January 24, 1995 by Special Permission No. 94-1315.

ACCESS SERVICE

6. Switched Access Service (Cont'd)

6.3 Provision and Description of Switched Access Service Feature Groups (Cont'd)

6.3.6 900 Access Service (Cont'd)

(A) Description (Cont'd)

(2) (Cont'd)

Unless prohibited by technical limitations, the customer's 900 Access Service traffic may, at the option of the customer, be combined in the same trunk group arrangement as the customer's Feature Group C or Feature Group D Access Service traffic. When required by technical limitations a separate trunk group must be established for 900 Access Service.

- (3) 900 Access Service is provided as trunk side switching through the use of end office or Telephone Company access tandem switch trunk equipment 900 Access Service originating from equal access end offices with the customer identification function will be provided using Feature Group D signaling as set forth in 6.3.4(A)(2) and (3) preceding. When Feature Group D signaling is provided, ANI will be provided in the same manner in which ANI is provided for Feature Group D as set forth in 6.3.9(A)(6) following. (S)(X)(Y)

900 Access Service originating from end offices not having equal access capabilities will be provided using Feature Group C Signaling as set forth in 6.3.3(A)(2) and (3) preceding. When Feature Group

- (X) Effective date of material deferred from November 10, 1994 to December 1, 1994 by Special Permission No. 94-1269.
- (Y) Effective date of material deferred from December 1, 1994 to January 24, 1995 by Special Permission No. 94-1315.

ACCESS SERVICE

6. Switched Access Service (Cont'd)

6.3 Provision and Description of Switched Access Service Feature Groups (Cont'd)

6.3.6 900 Access Service (Cont'd)

(A) Description (Cont'd)

(3) (Cont'd)

C signaling is provided, ANI will be provided in the same manner in which ANI is provided for Feature Group C as set forth in 6.3.9(A)(6) following.

In cases where 900 Access Service will be used for mass calling events, the customer is required to provide notice of the event to the Telephone Company. Notification must be provided at least two business days prior to the event. As a result of such notification, the Telephone Company may implement protective controls to ensure acceptable service levels.

Failure to notify the Telephone Company of such events may subject the 900 Access Service to discontinuance as specified in Section 2.2.1 preceding.

Calls to a 900 number dialed via 1+ from coin telephones, 10XXX, Inmate Service and Hotel/Motel Service will be blocked.
Calls to a 900 number dialed via 0+ or 0- will be blocked.
Calls to a 900

ACCESS SERVICE

6. Switched Access Service (Cont'd)

6.3 Provision and Description of Switched Access Service Feature Groups (Cont'd)

6.3.6 900 Access Service (Cont'd)

(A) Description (Cont'd)

(3) (Cont'd)

number dialed via 0+ from end offices converted to equal access will be unblocked if an ASR requesting unblocking is submitted to the Telephone Company by the customer.

(B) Transmission Specifications

(1) Non Converted End Offices

In end offices that have not been converted to equal access, 900 Access Service is provided with either Type B or Type C Transmission Specifications as follows:

- When routed directly to the end office either Type B or Type C is provided.
- When Routed to a Telephone Company access tandem only Type B is provided. (S)(X)(Y)
- Type B or Type C is provided on the transmission path from the Telephone Company access tandem to the end office. (S)(X)(Y)

(X) Effective date of material deferred from November 10, 1994 to December 1, 1994 by Special Permission No. 94-1269.

(Y) Effective date of material deferred from December 1, 1994 to January 24, 1995 by Special Permission No. 94-1315.

Issued: November 22, 1994

Vice-President
Regulatory
Citizens Telecommunications Company
3 High Ridge Park
Stamford, CT 06905

Effective: December 1, 1994

ACCESS SERVICE

6. Switched Access Service (Cont'd)

6.3 Provision and Description of Switched Access Service Feature Groups (Cont'd)

6.3.6 900 Access Service (Cont'd)

(B) Transmission Specifications (Cont'd)

(1) Non Converted End Offices (Cont'd)

Type C Transmission Specifications are provided with Interface Group 1 when routed directly to an end office. Type B is provided with Interface Groups 2 through 10, whether routed directly to an end user or to a Telephone Company access tandem. (S)(X)(Y)

Type DB Data Transmission Parameters are provided with 900 Access Service for the transmission path between the customer's premises and the end office when directly routed to the end office, and Type DB Data Transmission Parameters are provided for the transmission path between the customer's premises and the Telephone Company access tandem and between the Telephone Company access tandem and the end office when routed via a Telephone Company access tandem. (S)(X)(Y)

(2) Equal Access End Offices

In end offices converted to equal access, 900 Access Service is provided with either Type A, Type B, or Type C Transmission Specifications as follows:

- When routed directly to the end office either Type B or C is provided.

(X) Effective date of material deferred from November 10, 1994 to December 1, 1994 by Special Permission No. 94-1269.

(Y) Effective date of material deferred from December 1, 1994 to January 24, 1995 by Special Permission No. 94-1315.

Issued: November 22, 1994

Vice-President
Regulatory
Citizens Telecommunications Company
3 High Ridge Park
Stamford, CT 06905

Effective: December 1, 1994

ACCESS SERVICE

6. Switched Access Service (Cont'd)

6.3 Provision and Description of Switched Access Service Feature Groups (Cont'd)

6.3.6 900 Access Service (Cont'd)

(B) Transmission Specifications (Cont'd)

(2) Equal Access End Offices (Cont'd)

- When routed to a Telephone Company access tandem only Type A is provided. (S)(X)(Y)
- Type A is provided on the transmission path from the Telephone Company access tandem to the end office. (S)(X)(Y)

Type C Transmission specifications are provided with Interface Group 1. Type A and Type B Transmission Specifications are provided with Interface Groups 2 through 10.

Type DA Data Transmission Parameters are provided for the transmission path between the customer's premises and the Telephone Company access tandem and between the Telephone Company access tandem and the end office. Type DB Data Transmission Parameters are provided for the transmission path between the customer's premises and the end office when directly routed to the end office.

(X) Effective date of material deferred from November 10, 1994 to December 1, 1994 by Special Permission No. 94-1269.

(Y) Effective date of material deferred from December 1, 1994 to January 24, 1995 by Special Permission No. 94-1315.

Issued: November 22, 1994

Vice-President
Regulatory
Citizens Telecommunications Company
3 High Ridge Park
Stamford, CT 06905

Effective: December 1, 1994

ACCESS SERVICE6. Switched Access Service (Cont'd)6.3 Provision and Description of Switched Access Service Feature Groups (Cont'd)6.3.7 Operator Services

Operator Services described in this section will be provided to customers as an optional feature in conjunction with Feature Group C (FGC) or Feature Group D (FGD) Switched Access Services from Telephone Company Operator Service switching locations. Operator Services include Operator Transfer and Inward Operator Assistance functions which enable a customer to provide operator related services to their end users. A customer may order both Operator Transfer and Inward Assistance services or may order them individually.

(A) General Description(1) Operator Transfer Service

Operator Transfer Service is an originating service that provides call routing of 0- (the digit 0 with no additional digits) interLATA calls to a participating customer as requested by the calling end user. Operator Transfer Service is provided when an end user dials "0" and is routed to the Telephone Company's operator requesting assistance in completing an interLATA call.

When an 0- call originates from an end office not converted to equal access, the operator will transfer the 0- call, via FGC, to AT&T. When an 0- call originates from an end office converted to equal access, the operator will ask the end user to identify the participating customer to which they desire to be connected. The operator will then transfer the 0-

ACCESS SERVICE

6. Switched Access Service (Cont'd)

6.3 Provision and Description of Switched Access Service Feature Groups (Cont'd)

6.3.7 Operator Services (Cont'd)

(A) General Description (Cont'd)

(1) Operator Transfer Service (Cont'd)

call, via FGD, along with Automatic Number Identification to the designated customer.

If the end user has no preference, or the identified customer has not subscribed to Operator Transfer Service, the end user will be asked to select from a list of participating customers. The list of participating Operator Transfer Service customers will be updated monthly. The order in which participating customers will appear on the list will be initially determined by use of a lottery. For each subsequent monthly update, following the initial selection, the customers in the first position will be moved to the last position on the list. All other customers will be moved up one position. New Operator Transfer Service customers will be placed at the bottom of the list of participating customers pending the next monthly update.

(2) Inward Operator Assistance

Inward Operator Assistance services provides for operator assistance on inward calls received from customer operators. Three Inward Operator Assistance functions are provided as follows:

ACCESS SERVICE

6. Switched Access Service (Cont'd)

6.3 Provision and Description of Switched Access Service Feature Groups (Cont'd)

6.3.7 Operator Services (Cont'd)

(A) General Description (Cont'd)

(2) Inward Operator Assistance (Cont'd)

- (a) Busy Line Verification - The Telephone Company operator, at the request of the customer's operator, will determine the status of an exchange service line (e.g., conversation in progress, available to receive a call, or out of service) and report the status to the customer's operator. The Telephone Company operator will not complete the call after performing Busy Line Verification. Only one (1) telephone number per call will be handled by the operator.
- (b) Interrupt - The Telephone Company operator, at the request of the customer's operator, will interrupt conversation on a verified busy line and inform the called party that an attempt to place a call to that line is being made. The Telephone Company Operator will not complete the call after performing Interrupt. Only one (1) telephone number per call will be handled by the operator.
- (c) Operator Assistance - The Telephone Company operator will provide the customer with dialing or routing assistance.

ACCESS SERVICE

6. Switched Access Service (Cont'd)

6.3 Provision and Description of Switched Access Service Feature Groups (Cont'd)

6.3.7 Operator Services (Cont'd)

(A) General Description (Cont'd)

(3) Undertaking of the Telephone Company

- (a) The Telephone Company will provide Operator Transfer Service for calls originating from end offices served by the Operator Service switching location. The Telephone Company will provide Inward Operator Assistance Services for calls associated with exchange service lines in end offices served by the Operator Service switching locations.
- (b) Operator Services will be provided over FGC or FGD switched service trunks, arranged for either one-way (1) or two-way (2) calling, from the Operator Service switching location to the customer's premises. Where required by technical limitations, a separate FGC or FGD trunk group will be established for Operator Service. Both Operator Transfer and Inward Assistance traffic may be combined on the same trunk group. The Operator Service switching location will provide trunk answer and disconnect supervisory signaling to the customer.
- (c) Operator Services will be provisioned in accordance with the technical specifications and requirements set forth in 6.3.4 preceding for FGC and FGD Switched Access Services.

ACCESS SERVICE

6. Switched Access Service (Cont'd)

6.3 Provision and Description of Switched Access Service Feature Groups (Cont'd)

6.3.7 Operator Services (Cont'd)

(A) General Description (Cont'd)

(4) Obligations of the Customer

- (a) Operator Services are provided to all customers via Feature Group D Switched Access Service for calls associated with end offices converted to equal access. Operator Services are provided for calls associated with end offices not converted to equal access via Feature Group C Switched Access Service to AT&T only. Operator Service customers must order, if none exists, sufficient Switched Access trunking facilities between their premises and the Telephone Company designated Operator Service switching locations in accordance with the ordering requirements set forth in Section 5.2 preceding. If the customer has existing Switched Access Service trunks to the Operator Service switching location, additional capacity may only be required. The customer, at its premises, shall provide the necessary on-hook, off-hook answering supervision and disconnect supervision.
- (b) Percentage of Interstate Usage (PIU) will be reported and determined as required in Section 2.3.9 preceding.

ACCESS SERVICE

6. Switched Access Service (Cont'd)

6.3 Provision and Description of Switched Access Service Feature Groups (Cont'd)

6.3.7 Operator Services (Cont'd)

(A) General Description (Cont'd)

(4) Obligations of the Customer (Cont'd)

- (c) The customer shall indemnify and save the Telephone Company harmless against all claims that may arise from either party to a call interrupted in the provisioning of Inward Service or any other person.

(B) Rate Regulations

Rates and charges applicable to Operator Services are set forth in Section 20 following. In addition to the rates and charges applicable to Operator Services described in this section, all nonrecurring charges associated with the ordering, installation, rearrangement and movement of FGC or FGD services as set forth in 6.7, as well as Access Order Charges set forth in Section 5.1, will apply.

(1) Operator Transfer Service

(a) Operator Transfer Rate

The Operator Transfer Rate is assessed per 0- call transferred to a customer's operator as set forth in Section 20 following. An 0- call is considered transferred when the Telephone Company operator activates the switch

ACCESS SERVICE

6. Switched Access Service (Cont'd)

6.3 Provision and Description of Switched Access Service Feature Groups (Cont'd)

6.3.7 Operator Services (Cont'd)

(B) Rate Regulations (Cont'd)

(1) Operator Transfer Service (Cont'd)

(a) Operator Transfer Rate (Cont'd)

transferring the call to the designated customer.

(b) Switched Access Charges

Premium FGC or FGD Switched Access rates and charges as set forth in Section 20 following and Carrier Common Line Charges as set forth in Section 3.2 preceding will apply per minute of use for Operator Transfer Service.

(2) Inward Operator Assistance Service

(a) Busy Line Verification and Interrupt Rates

Rates and charges for Busy Line Verification and Interrupt Service are specific to the inward call type. The charge for Busy Line Verification applies per verification attempt. The charge for Interrupt applies per call interruption attempted. The Operator Assistance charge applies per assistance request.

ACCESS SERVICE

6. Switched Access Service (Cont'd)

6.3 Provision and Description of Switched Access Service Feature Groups (Cont'd)

6.3.7 Operator Services (Cont'd)

(B) Rate Regulations (Cont'd)

(2) Inward Operator Assistance Service (Cont'd)

(b) Switched Access Charges

Switched Access Service per access minute charges do not apply to Inward Assistance Services. Recurring usage costs are included in the flat rate charges specified in (a) preceding.

6.3.8 Manner of Provision

Switched Access is furnished in either quantities of lines or trunks, or in busy hour minutes of capacity (BHMCs). FGA Access and FGB Access are furnished on a per-line or per-trunk basis respectively. FGC and FGD Access is furnished on a BHMC basis.

BHMCs are differentiated by type and directionality of traffic carried over a Switched Access Service arrangement.

Differentiation of traffic among BHMC types is necessary for the Telephone Company to properly design Switched Access Service to meet the traffic carrying capacity requirement of the customer.

ACCESS SERVICE6. Switched Access Service (Cont'd)6.3 Provision and Description of Switched Access Service Feature Groups (Cont'd)6.3.8 Manner of Provision (Cont'd)

There are two major BHMC categories identified as Originating and Terminating. Originating BHMCs represent access capacity for carrying traffic from the end user to the customer. Terminating BHMCs represent access capacity for carrying traffic from the customer to the end user. When ordering capacity for FGC and FGD Access, the customer must at a minimum specify access capacity in terms of Originating BHMCs and/or Terminating BHMCs. Because some customers will wish to further segregate their originating traffic into separate trunk groups, or because segregation may be required by network considerations, Originating BHMCs are further categorized into Domestic, 800, 900, Operator and IDDD. Domestic BHMCs represent access capacity for carrying only domestic traffic other than 800, 900 and Operator traffic; IDDD BHMCs represent access capacity for carrying only international traffic; and 800, 900 and Operator BHMCs represent access capacity for carrying, respectively, only 800, 900 or Operator traffic. When ordering such types of access capacity, the customer must specify Domestic, 800, 900, Operator or IDDD BHMCs.

6.3.9 Common Switching Transport Termination Optional Features(A) Common Switching Nonchargeable Optional Features(1) Call Denial on Line or Hunt Group

This option allows for the screening of terminating Feature Group A calls. There are two screening arrangements available with this option as follows:

ACCESS SERVICE

6. Switched Access Service (Cont'd)

6.3 Provision and Description of Switched Access Service Feature Groups (Cont'd)

6.3.9 Common Switching Transport Termination Optional Features (Cont'd)

(A) Common Switching Nonchargeable Optional Features (Cont'd)

(1) Call Denial on Line or Hunt Group (Cont'd)

(1) limiting terminating calls for completion to only 411 or 555-1212 whichever is available, 611, 911, 800, 888 and a Telephone Company specified set of NXXs within the Telephone Company local exchange calling area of the dial tone office in which the arrangement is provided or (2) limiting terminating calls to completion to only the NXXs associated with all end offices in the LATA, i.e., the call cannot be further switched or routed out of the LATA nor will calls be completed to 411 or 555-1212 whichever is available, 611, 911, 800 or 888. All other calls are routed to a reorder tone or recorded announcement. Arrangement 1 is provided in all Telephone Company electronic end offices and, where available, in electromechanical end offices. Arrangement 2 is provided where available. This feature is available with Feature Group A.

(C)(X)

(C) (X)

(X) Issued under the authority of Special Permission No. 96-170 granted by the FCC.

ACCESS SERVICE

6. Switched Access Service (Cont'd)

6.3 Provision and Description of Switched Access Service Feature Groups (Cont'd)

6.3.9 Common Switching Transport Termination Optional Features (Cont'd)

(A) Common Switching Nonchargeable Optional Features (Cont'd)

(2) Service Code Denial on Line or Hunt Group

This option allows for the screening of terminating calls within the LATA, and for disallowing completion of calls to 0-, 555 and N11 (e.g., 411, 611 and 911). This feature is provided where available in all Telephone Company electronic end offices and electromechanical end offices. It is available with feature Group A.

(3) Hunt Group Arrangement

This option provides the ability to sequentially access one of two or more line side connections in the originating direction, when the access code of the line group is dialed. It is available with FGA. This arrangement contemplates one access code (i.e., telephone number) per arrangement.

This option provides the ability to sequentially access one of two or more lines in the terminating direction, when the hunting number of the line group is forwarded from the customer to the Telephone Company.

ACCESS SERVICE

6. Switched Access Service (Cont'd)6.3 Provision and Description of Switched Access Service Feature Groups (Cont'd)6.3.9 Common Switching Transport Termination Optional Features (Cont'd)(A) Common Switching Nonchargeable Optional Features (Cont'd)(4) Uniform Call Distribution Arrangement

This option provides a type of multiline hunting arrangement which provides for an even distribution of calls among the available lines in a hunt group. Where available, this feature is provided in Telephone Company electronic end offices only. It is available for originating use with Feature Group A and for terminating use with Special Access used with a Switched Access Interface.

(5) Nonhunting Number for Use with Hunt Group or Uniform Call Distribution Arrangement

This option provides an arrangement for an individual line within a multiline hunt or uniform call distribution group that provides access to that line within the hunt or uniform call distribution group when it is idle or provides busy tone when it is busy, when the nonhunting number is dialed. Where available, this feature is provided in Telephone Company electronic end offices only. It is available with Feature Group A and Special Access lines used with Switched Access Interface.

ACCESS SERVICE

6. Switched Access Service (Cont'd)

6.3 Provision and Description of Switched Access Service Feature Groups (Cont'd)

6.3.9 Common Switching Transport Termination Optional Features (Cont'd)

(A) Common Switching Nonchargeable Optional Features (Cont'd)

(6) Automatic Number Identification (ANI)

- (a) This option provides the automatic transmission of a seven (7) or ten (10) digit number and information digits to the customer designated premises for calls originating in the LATA, to identify the calling station. The ANI feature is an end office software function which is associated on a call-by-call basis with
 - (i) all individual transmission paths in a trunk group routed directly between an end office and a customer designated premises or, where technically feasible, with
 - (ii) all individual transmission paths in a trunk group between an end office and a Telephone Company access tandem, and a trunk group between a Telephone Company access tandem and a customer designated premises.
- (b) The seven (7) digit ANI telephone number is generally available with Feature Groups B and C. When a customer orders SS7* Signalling, ANI will be automatically provided. In instances where ANI is unavailable, the customer will automatically receive the Charge Number Parameter feature as specified in 6.3.9(A)(28). With these Feature Groups, technical limitations may exist in Telephone Company switching facilities which require ANI to be

(*) SS7 Signaling is available only where technically feasible. (N)

ACCESS SERVICE

6. Switched Access Service (Cont'd)

6.3 Provision and Description of Switched Access Service Feature Groups (Cont'd)

6.3.9 Common Switching Transport Termination Optional Features (Cont'd)

(A) Common Switching Nonchargeable Optional Features
(Cont'd)

(6) Automatic Number Identification (ANI) (Cont'd)

(b) (Cont'd)

provided only on a directly trunked basis. ANI will be transmitted on all calls except those originating from multiparty lines, coin stations and coinless pay telephones using Feature Group B, or when an ANI failure has occurred. Seven digit ANI is not available with SS7* Signaling. (T)

- (c) The ten (10) digit ANI telephone number is only available with Feature Group D. The ten (10) digit ANI telephone number consists of the Numbering Plan Area (NPA) plus the seven (7) digit ANI telephone number. The ten (10) digit ANI telephone number will be transmitted on all calls except those identified as multiparty line or ANI failure, in which case only the NPA will be transmitted (in addition to the information digit described below). Ten digit ANI is

(*) SS7 Signalling is available only where technically feasible.

(N)

ACCESS SERVICE

6. Switched Access Service (Cont'd)

6.3 Provision and Description of Switched Access Service Feature Groups
(Cont'd)

6.3.9 Common Switching Transport Termination Optional Features (Cont'd)

(A) Common Switching Nonchargeable Optional Features (Cont'd)

(6) Automatic Number Identification (ANI) (Cont'd)

(c) (Cont'd)

provided with multifrequency address signaling
or SS7* signaling.

(d) With Feature Group C, at the option of the
customer, ANI may be ordered from end offices
where Telephone Company recording for end
user billing is not provided. Additionally, ANI is
provided from end offices where message detail
recording is not required by the Telephone
Company; as with 800/888 service.

(C) (X)

(e) ANI is not provided from FGC end offices where the
Telephone Company forwards ANI to its recording
equipment. Where ANI cannot be provided, e.g., on
calls from four (4) and eight (8) party service,
information digits will be provided to the customer.

(*) SS7 Signalling is available only where technically feasible.

(X) Issued under the authority of Special Permission No. 96-170 granted by the FCC.

ACCESS SERVICE

6. Switched Access Service (Cont'd)

6.3 Provision and Description of Switched Access Service Feature Groups (Cont'd)

6.3.9 Common Switching Transport Termination Optional Features (Cont'd)

(A) Common Switching Nonchargeable Optional Features
(Cont'd)

(6) Automatic Number Identification (ANI) (Cont'd)

(e) (Cont'd)

The information digits identify:

- (i) telephone number is the station billing number - no special treatment required,
- (ii) multiparty line - telephone number is a four (4) or eight (8) party line and cannot be identified - number must be obtained via an operator or in some other manner,
- (iii) ANI failure has occurred in the end office switch which prevents identification of calling telephone number - must be obtained by operator or in some other manner,
- (iv) hotel/motel originated call which requires room number identification.
- (v) coinless station, hospital, inmate, etc. call which requires special screening or handling by the customer, and

ACCESS SERVICE

6. Switched Access Service (Cont'd)

6.3 Provision and Description of Switched Access Service Feature Groups (Cont'd)

6.3.9 Common Switching Transport Termination Optional Features (Cont'd)

(A) Common Switching Nonchargeable Optional Features
(Cont'd)

(6) Automatic Number Identification (ANI) (Cont'd)

(e) (Cont'd)

- (vi) call is an Automatic Identified Outward Dialed (AIOD) call from customer premises equipment. The ANI telephone number is the listed telephone number of the customer and is not the telephone number of the calling party.

These ANI information digits generally are available with Feature Groups B, C and D.

- (f) Additional ANI information digits are available with Feature Group D only. They include:

- (i) InterLATA restricted - telephone number is identified line
- (ii) InterLATA restricted - hotel/motel line
- (iii) InterLATA restricted - coinless, hospital, inmate, etc., line

ACCESS SERVICE

6. Switched Access Service (Cont'd)

6.3 Provision and Description of Switched Access Service Feature Groups (Cont'd)

6.3.9 Common Switching Transport Termination Optional Features (Cont'd)

(A) Common Switching Nonchargeable Optional Features (Cont'd)

(6) Automatic Number Identification (ANI) (Cont'd)

(f) (Cont'd)

These information digits will be transmitted as agreed to by the customer and the Telephone Company.

(g) Restrictions on Use and Sale of ANI

(N)

(i) Interstate access customers of this tariff may use ANI in the following manner:

- For billing & collection information, for routing, screening, and completing the originating subscriber's call or transaction, or for services directly related to the originating telephone subscriber's call or transaction.

The customer may use ANI to offer a product or service that is directly related to the products or services previously acquired from the customer by the originating subscriber.

(N)

Certain Regulations previously located on this page can now be found on Original Page 324.2.

ACCESS SERVICE

6. Switched Access Service (Cont'd)

6.3 Provision and Description of Switched Access Service Feature Groups
(Cont'd)

6.3.9 Common Switching Transport Termination Optional Features (Cont'd)

(A) Common Switching Nonchargeable Optional Features
(Cont'd)

(6) Automatic Number Identification (ANI) (Cont'd)

(g) Restrictions on Use and Sale of ANI (Cont'd)

(ii) Interstate access customer of this tariff may not use ANI in the following manner:

- Reusing or selling the telephone number or billing information without first notifying the originating telephone subscriber and obtaining the affirmative consent of such subscriber for such reuse or sale.
- Disclosing (except as permitted in (i), preceding), any information derived from the CPN for any purpose other than 1) performing the services or transactions that are the subject of the originating subscriber's call, 2) ensuring network performance security and the effectiveness of call delivery, 3) compiling, using, and disclosing aggregate information, and 4) complying with applicable law or legal process.

(N)

(N)

6. Switched Access Service (Cont'd)

6.3 Provision and Description of Switched Access Service Feature Groups (Cont'd)

ACCESS SERVICE

6.3.9 Common Switching Transport Termination Optional Features (Cont'd)

(A) Common Switching Nonchargeable Optional Features
(Cont'd)

(7) Up to Seven (7) Digit Outpulsing of Access Digits to Customer (M)

This option generally provides for the end office capability of providing up to seven (7) digits of the uniform access code (950-0XXX, 950-1XXX) to the customer designated premises. The customer can request that only some of the digits in the access code be forwarded. The access code digits would be provided to the customer designated premises using multifrequency signaling, and transmission of the digits would precede the forwarding of ANI if

(M)

(M) Certain Regulations on this page previously appeared on Original Page 324.

ACCESS SERVICE

6. Switched Access Service (Cont'd)

6.3 Provision and Description of Switched Access Service Feature Groups (Cont'd)

6.3.9 Common Switching Transport Termination Optional Features (Cont'd)

(A) Common Switching Nonchargeable Optional Features (T)
(Cont'd)

(7) Up to Seven (7) Digit Outpulsing of Access Digits to Customer
(Cont'd)

that feature were provided. It is available with Feature Group B.

(8) Revertive Pulse Address Signaling

This option provides for a dc pulsing arrangement that transmits intelligence in the following manner:

- (a) The equipment at the originating location presents itself to represent the number of pulses required to count the pulses received from the terminating location.
- (b) The equipment at the terminating location transmits a series of pulses by the momentary grounding of its battery supply until the originating location breaks the dc path to indicate that the required number of pulses has been counted.

This option is available with Feature Group C.

ACCESS SERVICE

6. Switched Access Service (Cont'd)6.3 Provision and Description of Switched Access Service Feature Groups (Cont'd)6.3.9 Common Switching Transport Termination Optional Features (Cont'd)(A) Optional Features (Cont'd)(9) Delay Dial Start-Pulsing Signaling

This option provides a method of indicating to the near end trunk circuit readiness to accept address signaling information by the far end trunk circuit. Delay dial is often referred to as an off-hook, on-hook signaling sequence. The delay dial signal is the off-hook interval and the start-pulsing signal is the on-hook interval. With integrity check, the calling office will not outpulse until a delay dial (off-hook) signal followed by a start-pulsing (on-hook) signal has been identified at the calling office. This option is available with Feature Group C.

(10) Dial Pulse Address Signaling

This option provides for the forwarding of dial pulses from the Telephone Company end office to the customer without the need of a start-pulsing signal from the customer. It is available with Feature Group C.

ACCESS SERVICE

6. Switched Access Service (Cont'd)

6.3 Provision and Description of Switched Access Service Feature Groups (Cont'd)

6.3.9 Common Switching Transport Termination Optional Features (Cont'd)

(A) Optional Features (Cont'd)

(11) Immediate Dial Pulse Address Signaling

This trunk side option provides for the transmission of number information, e.g., called number, between the end office switching system and the customer designated premises (in either direction) by means of direct current pulses. It is available with Feature Group C.

(12) Panel Call Indicator Address Signaling

This option provides a dc pulsing arrangement in which each digit is transmitted as a series of four (4) marginal and polarized impulses. It is available with Feature Group C.

(13) Service Class Routing

This option provides the capability of directing originating traffic from an end office to a trunk group to a customer designated premises, based on the line class of service (e.g., coin, multiparty or hotel/motel), service prefix indicator (e.g., 0-, 0+ or 011+). It is provided in suitably equipped end office or Telephone Company access tandem (S)(X)(Y) switches and is available with Feature Groups C and D.

(X) Effective date of material deferred from November 10, 1994 to December 1, 1994 by Special Permission No. 94-1269.

(Y) Effective date of material deferred from December 1, 1994 to January 24, 1995 by Special Permission No. 94-1315.

ACCESS SERVICE

6. Switched Access Service (Cont'd)

6.3 Provision and Description of Switched Access Service Feature Groups Cont'd)

6.3.9 Common Switching Transport Termination Optional Features (Cont'd)

(A) Optional Features (Cont'd)

(14) Alternate Traffic Routing

(C)

When the customer orders both Direct Trunked Transport and Tandem Switched Transport at the same end office, this option provides the capability of directing originating traffic from an end office (or appropriately equipped access tandem) to a trunk group (the "high usage" group) to a customer designated premises until that group is fully loaded, and then delivering additional originating traffic (the "overflowing" traffic from the same end office or access tandem to a different trunk group (the "final" group) to a second customer designated premises. The customer shall specify the last trunk CCS desired for the high usage group. It is provided in suitably equipped end office or access tandem switches. It is available with Feature Groups B, C and D.

When alternate routing is available, the FGD traffic will be directly measured. If the Telephone Company cannot measure the traffic, it will be estimated based on a twenty-four (24) hour period representative of actual routing.

When a FGD, 500 SAC customer subscribes to Signaling for Tandem Switching and Alternate Traffic Routing the customer may have a maximum of two routes which the traffic can overflow.

(C)

(X) Issued under the authority of Special Permission Number 98-174 granted by the FCC.

Issued: July 24, 1998

F. Wayne Lafferty
Vice-President
Regulatory Affairs
Citizens Telecommunications Company
3 High Ridge Park
Stamford, CT 06905

Effective: July 30, 1998

Transmittal No. 51

ACCESS SERVICE

6. Switched Access Service (Cont'd)

6.3 Provision and Description of Switched Access Service Feature Groups (Cont'd)

6.3.9 Common Switching Transport Termination Optional Features (Cont'd)

(A) Optional Features (Cont'd)

(15) Trunk Access Limitation

This option provides for the routing of originating 900 service calls to a specified number of transmission paths in a trunk group, in order to limit (choke) the completion of such traffic to the customer. Calls to the designated service which could not be completed over the subset of transmission paths in the trunk group, i.e., the choked calls, would be routed to reorder tone. It is provided in all Telephone Company electronic end offices and where available in electromechanical end offices. It is available with Feature Groups C and D.

Calls to a 900 number dialed via 1+ from coin telephones, 0-, 10XXX, Inmate Service, and Hotel/Motel Service will be blocked. Calls to a 900 number dialed via 0+ will normally be blocked. Orders received from customers to unblock 0+ calls to a 900 number will be accommodated where suitably equipped facilities exist.

ACCESS SERVICE

6. Switched Access Service (Cont'd)6.3 Provision and Description of Switched Access Service Feature Groups (Cont'd)6.3.9 Common Switching Transport Termination Optional Features (Cont'd)(A) Optional Features (Cont'd)(16) Call Gaping Arrangement

This option, provided in suitably equipped and office switches, provides for the routing of originating calls to 900 service to be switched in the end office to all transmission paths in a trunk group at a prescribed rate of low, e.g., one (1) call every five (5) seconds, in order to limit (choke) the completion of such traffic to other customers. Calls to the designated service which are denied access by this feature, i.e., the choked calls, would be routed to a no-circuit announcement. It is provided in selected Feature Group D equipped end offices and is available only with Feature Group D. The customer shall provide the Telephone Company notification of media stimulated mass calling events (e.g., 800, 900 option polls). Such notification, if received at least twenty-four (24) hours prior to the event, will enable the Telephone Company to institute call gaping controls, where capability exists, so the controls will be in place when the event begins. Call gaping will be instituted as needed to protect the customer's and Telephone Company's networks.

ACCESS SERVICE

6. Switched Access Service (Cont'd)

6.3 Provision and Description of Switched Access Service Feature Groups (Cont'd)

6.3.9 Common Switching Transport Termination Optional Features (Cont'd)

(A) Optional Features (Cont'd)

(17) International Carrier Option

This option allows for Feature Group D end offices or Telephone Company access tandem switches (S)(X)(Y) equipped for International Direct Distance Dialing to be arranged to forward the international calls of one or more international carriers to the customer (i.e., the Telephone Company is able to route originating international calls to a customer other than the one designated by the end user either through presubscription or 10XXX dialing). This arrangement requires provision of written verification to the Telephone Company that the customer is authorized to forward such calls. The written verification must be in the form of a letter of agency authorizing the customer to order the option on behalf of the international carrier. This option is only provided at the Telephone Company end offices or Telephone Company access tandems equipped for (S)(X)(Y) International Direct Distance Dialing. It is available with Feature Group D.

(18) Band Advance Arrangement

This arrangement is available for Special Access Lines used with a Switching Interface. This option,

(X) Effective date of material deferred from November 10, 1994 to December 1, 1994 by Special Permission No. 94-1269.

(Y) Effective date of material deferred from December 1, 1994 to January 24, 1995 by Special Permission No. 94-1315.

ACCESS SERVICE

6. Switched Access Service (Cont'd)

6.3 Provision and Description of Switched Access Service Feature Groups (Cont'd)

6.3.9 Common Switching Transport Termination Optional Features (Cont'd)

(A) Optional Features (Cont'd)

(18) Band Advance Arrangement (Cont'd)

which is provided in association with two or more groups, provides for the automatic overflow of terminating calls from a line group, that has exceeded its call capacity, to another line group with equal or a greater number of bands than that of the overflowing line group. This arrangement does not provide for call overflow from a group with a higher designation to one with a lower band designation.

(19) End Office End User Line Service Screening for Use with Special Access Service Utilized in the Provision of WATS or WATS-Type Services

This option provides the ability to verify that an end user has dialed a called party address (by screening the called NPA and/or NXX on the basis of geographical bands selected by the Telephone Company) which is in accordance with that end user's service agreement with the customer, e.g., WATS. This option is provided in all Telephone company electronic end offices and, where available, in electromechanical end offices which are designated as WATS Serving Offices. It is available with Feature Groups A, B, C and D.

ACCESS SERVICE

6. Switched Access Service (Cont'd)

6.3 Provision and Description of Switched Access Service Feature Groups (Cont'd)

6.3.9 Common Switching Transport Termination Optional Features (Cont'd)

(A) Optional Features (Cont'd)

(20) Hunt Group Arrangement for Use with Special Access Service Utilized in the Provision of WATS or WATS-Type Services

This option provides the ability to sequentially access one of two or more Special Access Services utilized in the provision of WATS or WATS-type services (e.g., 800/888 Service Special access services) in the terminating direction, when the hunting number of the Special Access Service group is forwarded from the customer to the Telephone Company. This feature is provided in all Telephone Company designated WATS Serving Offices. It is available with Feature Groups A, B, C and D.

(C) (X)

(21) Uniform Call Distribution Arrangement for Use with Special Access Service Utilized in the Provision of WATS or WATS-Type Services

This option provides a type of multiline hunting arrangement which provides for an even distribution of terminating calls among the available Special Access Services utilized in the provision of WATS or WATS-type Services in the hunt group. Where available, this feature is only provided in Telephone Company designated WATS Serving Offices. It is available with Feature Groups A, B, C and D.

(X) Issued under the authority of Special Permission No. 96-170 granted by the FCC.

ACCESS SERVICE

6. Switched Access Service (Cont'd)

6.3 Provision and Description of Switched Access Service Feature Groups (Cont'd)

6.3.9 Common Switching Transport Termination Optional Features (Cont'd)

(A) Optional Features (Cont'd)

(22) Nonhunting Number for Use with Hunt Group Arrangement or Uniform Call Distribution Arrangement for Use with Special Access Service Utilized in the Provision of WATS or WATS-Type Services

This option provides an arrangement for an individual Special Access Service utilized in the provision of WATS or WATS-type Services within a multiline hunt or uniform call distribution group that provides access to that Special Access Service within the hunt or uniform call distribution group when it is idle or provides busy tone when it is busy, when the nonhunting number is dialed. Where available, this feature is only provided in the Telephone Company designated WATS Serving Offices. It is available with Feature Groups A, B, C and D.

(23) Switched Data Service

(a) Switched 56

This option provides for a connection capable of up to 56 Kbps digital transmission between the customer's CDP and a suitably equipped

ACCESS SERVICE

6. Switched Access Service (Cont'd)

6.3 Provision and Description of Switched Access Service Feature Groups (Cont'd)

6.3.9 Common Switching Transport Termination Optional Features (Cont'd)

(A) Optional Features (Cont'd)

(23) Switched Data Service (Cont'd)

(a) Switched 56 (Cont'd)

end office. Switched Data service lines connected at those suitably equipped end offices will be accessed on a switched basis for digital transmission up to 56 Kbps. These locations are identified in the National Exchange Carrier Association, Inc., Tariff F.C.C. No. 4 Wire Center and Interconnection Information.

This option is provided only with FGD. A separate FGD trunk group must be established for the provision of Switched Data Service. This trunk group requires the use of a DS1 digital interface as described in 6.2.1(A). Switched Data and Non Switched Data traffic may not be combined on the same trunk group.

Access is made via the standard dialing pattern as set forth in 6.3.4(A)(6).

ACCESS SERVICE

6. Switched Access Service (Cont'd)

6.3 Provision and Description of Switched Access Service Feature Groups (Cont'd)

6.3.9 Common Switching Transport Termination Optional Features (Cont'd)

(A) Optional Features (Cont'd)

(23) Switched Data Service (Cont'd)

(b) Switched 64 *

This option provides for a connection capable of up to 64 Kbps digital transmission with clear channel capability between the customer's CDP and a suitably equipped end office. Clear channel capability allows for full bandwidth availability to the customer with no part of the channel used for control, framing or signaling.

Switched 64 requires all digital facilities including the use of a DS1 digital interface as described in 6.2.1(A) and is available only with FGD from end offices capable of providing SS7** signaling, Bipolar with Eight Zero Substitution (B8ZS) line code format and Integrated Services Digital Network (ISDN) or other Switched Data based services. These locations are identified in the National Exchange Carrier Association, Inc., Tariff F.C.C. No. 4 Wire Center and Interconnection Information.

(T)

* Not applicable to Citizens Telecommunications Company of Arizona and Citizens Telecommunications Company of California.

** SS7 Signalling is available only where technically feasible.

(N)

ACCESS SERVICE

6. Switched Access Service (Cont'd)

6.3 Provision and Description of Switched Access Service Feature Groups (Cont'd)

6.3.9 Common Switching Transport Termination Optional Features (Cont'd)

(A) Optional Features (Cont'd)

(23) Switched Data Service (Cont'd)

(b) Switched 64 * (Cont'd)

Access is made via the standard dialing pattern as set forth in 6.3.4(A)(6).

A separate FGD trunk group must be established for the provision of Switched 64 service.

Switched data and non switched data traffic may not be combined on the same trunk group.

(24) Non Overlap Outpulsing

This option allows the customer to specify that all dialed digits must be received by the Telephone Company end office before any outpulsing takes place. After all dialed digits are received, the Telephone Company seizes a trunk toward the customer. This option is available with Feature Group D where technically feasible.

* Not applicable to Citizens Telecommunications Company of Arizona and Citizens Telecommunications Company of California.

ACCESS SERVICE6. Switched Access Service (Cont'd)6.3 Provision and Description of Switched Access Service Feature Groups (Cont'd)6.3.9 Common Switching Transport Termination Optional Features (Cont'd)(A) Optional Features (Cont'd)(25) Cut-Through

This option allows end users to reach the customer's premises by dialing 10XXX + #. This option provides for connection of the call to the premises of the customer indicated by the 10XXX code upon receipt of the end of dialing the # digit. The Telephone Company will not record any other dialed digits for these calls. This option is available with Feature Group D where technically feasible.

(26) Switched Access Interface

This arrangement provides the line switching and supervisory functions necessary to interface Voice Grade Special Access and Switched Access Services together for the provision of customer WATS and WATS-Type service. This service provides a transmission path capable of originating and/or terminating the customer's interstate and combined interstate/intrastate traffic. Combining of intrastate traffic will be provided in accordance with any individual state regulations as outlined in 6.3.9(A)(26)(e).

ACCESS SERVICE6. Switched Access Service (Cont'd)6.3 Provision and Description of Switched Access Service Feature Groups (Cont'd)6.3.9 Common Switching Transport Termination Optional Features (Cont'd)(A) Optional Features (Cont'd)(26) Switched Access Interface (Cont'd)

This arrangement is only available from Telephone Company designated end offices which are identified as WATS Serving Offices (WSO) in NECA Tariff FCC No. 4. Technical limitations resident in certain end offices switches may preclude the availability of certain Switched Access Interface features. Depending on the configuration selected below, the Telephone Company will provide such services from the closest WSO that is technically equipped to provide such services. Special Access Transport charges as described in Section 5.1.1 will be applicable to the WATS Serving Office appropriately equipped for the service feature requested.

The Switched Access portion of this arrangement is available from Section 6 of this tariff, except as set forth in 6.3.9(A)(26)(e) following, and provides connectivity from the Telephone Company's WATS Serving Office to the CDP of the customer. The Special Access portion of this feature is available from Section 7 of this tariff and provides connectivity from the Telephone Company's WATS Serving Office to the end user's CDP.

ACCESS SERVICE

6. Switched Access Service (Cont'd)

6.3 Provision and Description of Switched Access Service Feature Groups (Cont'd)

6.3.9 Common Switching Transport Termination Optional Features (Cont'd)

(A) Optional Features (Cont'd)

(26) Switched Access Interface (Cont'd)

Switched Access Interface Service is available in the following configurations/features:

(a) Originating Only Feature

The Originating Only Feature is available from appropriately equipped WATS Serving Offices on a per line basis and provides for the transporting of interstate calls from a special access line to the customer via either FGA, FGB, FGC or FGD switched access. It is provided in the following two arrangements:

(i) Restricted Geographic Screening Arrangement - Originating Only

This arrangement provides the ability to screen a dialed number by NPA and/or NXX on the basis of a geographical band which is in accordance with an end user's service agreement with the customer. The geographical bands available are those in effect as of the effective date of

ACCESS SERVICE

6. Switched Access Service (Cont'd)

6.3 Provision and Description of Switched Access Service Feature Groups (Cont'd)

6.3.9 Common Switching Transport Termination Optional Features (Cont'd)

(A) Optional Features (Cont'd)

(26) Switched Access Interface (Cont'd)

(a) Originating Only Feature (Cont'd)

(i) Restricted Geographic Screening
Arrangement - Originating Only (Cont'd)

this tariff provision. The customer must provide the Telephone Company with the band information required for each Special Access line subscribed to this service.

This arrangement is provided when sued exclusively for interstate traffic (excluding international). This arrangement is not available for Multi-jurisdictional traffic (combined interstate and intrastate) as set forth in 6.3.9(A)(26)(a)(ii) following.

This arrangement is available from appropriately equipped WATS Serving Offices in conjunction with FGC and FGD and provides for:

ACCESS SERVICE

6. Switched Access Service (Cont'd)

6.3 Provision and Description of Switched Access Service Feature Groups (Cont'd)

6.3.9 Common Switching Transport Termination Optional Features (Cont'd)

(A) Optional Features (Cont'd)

(26) Switched Access Interface (Cont'd)

(a) Originating Only Feature (Cont'd)

(i) Restricted Geographic Screening
Arrangement - Originating Only (Cont'd)

- the transporting of all interstate 1+NPA/NXX-XXXX and 1+FNPA- 555-1212 calls to Directory Numbers that are associated with a customer selected geographic band to the customer;
- the blocking of all 1+500-NXX-XXXX, 0+500-NXX-XXXX, 1+700-NXX-XXXX and 1+900-NXX-XXXX calls; (N)
(N)
- the blocking of all 0+NPA-NXX- XXXX calls;
- the transporting of all calls originated by dialing 0 (zero) to the Telephone Company operator;
- the transporting of all calls originated by dialing 00 (Zero, Zero) to the IC customer (available only with FGD);

ACCESS SERVICE

6. Switched Access Service (Cont'd)

6.3 Provision and Description of Switched Access Service Feature Groups (Cont'd)

6.3.9 Common Switching Transport Termination Optional Features (Cont'd)

(A) Optional Features (Cont'd)

(26) Switched Access Interface (Cont'd)

(a) Originating Only Feature (Cont'd)

(i) Restricted Geographic Screening Arrangement - Originating Only (Cont'd)

- the blocking of all international calls preceded by the access codes 01 and 011; and
- the blocking of all calls preceded by the access code 10XXX.

(ii) Unrestricted Arrangement - Originating Only

This arrangement is a multi-jurisdictional offering provided from a Telephone Company appropriately equipped WATS Serving Office and provides for the transporting of interstate and intrastate calls from a Special Access Line to the customer via FGA, FGB, FGC and/or FGD Switched Access. FGA access is obtained from a WATS Serving Office by dialing a

ACCESS SERVICE

6. Switched Access Service (Cont'd)

6.3 Provision and Description of Switched Access Service Feature Groups (Cont'd)

6.3.9 Common Switching Transport Termination Optional Features (Cont'd)

(A) Optional Features (Cont'd)

(26) Switched Access Interface (Cont'd)

(a) Originating Only Feature (Cont'd)

(ii) Unrestricted Arrangement - Originating Only (Cont'd)

standard seven digit number*. FGB access is obtained from a WATS Serving Office by dialing 950 1/0XXX or 1+950 1/0XXX. The combining of interstate and intrastate traffic will be in accordance with 6.3.9(A)(26)(e) following. This arrangement provides for transporting the following types of calls:

* Fifteen (15) WATS Serving Offices (WSO) are not technically capable of providing originating or combined originating/terminating WATS Access Lines in connection with FGA. Should an ASR be received requesting service at such a location, the Telephone Company will file a Petition for Waiver to offer a free WATS Access Line Extension to a WSO which can provide the service.

ACCESS SERVICE

6. Switched Access Service (Cont'd)

6.3 Provision and Description of Switched Access Service Feature Groups (Cont'd)

6.3.9 Common Switching Transport Termination Optional Features (Cont'd)

(A) Optional Features (Cont'd)

(26) Switched Access Interface (Cont'd)

(a) Originating Only Feature (Cont'd)

(ii) Unrestricted Arrangement - Originating Only (Cont'd)

- 1+NPA-NXX-XXXX, 1+700-NXX-XXXX, and 1+FNPA-555-1212 calls to the IC customer or via facilities of the Telephone Company where state restrictions exist as detailed in 6.3.9(A)(26)(e) following;
- 1+800-NXX-XXXX and 1+900- NXX-XXXX calls to the carrier designated by the digits dialed;
- 1+500-NXX-XXXX or 0+500-NXX-XXX calls to the carrier in accordance with the 500 Customer Identification function described in 6.3.13. (N)
- calls originated by dialing 0 (zero) to the Telephone Company operator;
- calls originated by dialing 00 (zero, Zero) to the IC customer (available only with FGD);
- calls originated by dialing 01 or 011 to the IC customer; and (N)

ACCESS SERVICE

6. Switched Access Service (Cont'd)

6.3 Provision and Description of Switched Access Service Feature Groups (Cont'd)

6.3.9 Common Switching Transport Termination Optional Features (Cont'd)

(A) Optional Features (Cont'd)

(26) Switched Access Interface (Cont'd)

(a) Originating Only Feature (Cont'd)

(ii) Unrestricted Arrangement - Originating Only (Cont'd)

- 1+ or 0 (zero)+NPA-NXX-XXXX calls preceded by the access code 10XXX to the carrier designated by the dialed digits (available only with FGD).

(iii) Optional Access Code Arrangement

Subject to technical availability, on an individual line basis, calls preceded by the access code 10XXX will be blocked.

(b) 800/888 Type Terminating Only Feature (C) (X)

The 800/888 Type Terminating Only feature is available (C) (X)
on a per-line basis from appropriately equipped
WATS Serving Offices and provides

(X) Issued under the authority of Special Permission No. 96-170 granted by the FCC.

ACCESS SERVICE

6. Switched Access Service (Cont'd)

6.3 Provision and Description of Switched Access Service Feature Groups (Cont'd)

6.3.9 Common Switching Transport Termination Optional Features (Cont'd)

(A) Optional Features (Cont'd)

(26) Switched Access Interface (Cont'd)

(b) 800/888 Type Terminating Only Feature (Cont'd) (C) (X)

for the termination of all calls from the subscribing carrier (originated on a 1+800/888 basis) directed to the Special Access via FGA, FGB, FGC and FGD Switched Access. This optional arrangement is not available with Signaling for Tandem Switching. (C) (X)

(c) Combined Originating/800/888 Type Terminating Calling Feature (C) (X)

The Combined Originating/Terminating Calling feature is available on a per-line basis from appropriately equipped WATS Serving Offices and provides the functionalities of both the Originating Only and the 800/888 Type Terminating Only features. This optional arrangement is not available with Signaling for Tandem Switching. (C) (X)

(d) The following matrix details the direction, call type, service prefix and traffic types provided on each Switched Access Interface Arrangement.

(X) Issued under the authority of Special Permission No. 96-170 granted by the FCC.

ACCESS SERVICE

6. Switched Access Service (Cont'd)

6.3 Provision and Description of Switched Access Service Feature Groups (Cont'd)

6.3.9 Common Switching Transport Termination Optional Features (Cont'd)

(A) Optional Features (Cont'd)

(26) Switched Access Interface (Cont'd)

(d) (Cont'd)

Switched Access Interface Arrangements

Section Ref.	Restricted Geographic Screening <u>Arrangement</u>	Unrestricted <u>Arrangement</u>	Combined 800/888 Type Terminating <u>Only</u>	Originating/ 800/888 Type <u>Termination</u> (C) (X)
	(26)(a)(i)	(26)(a)(ii)	(26)(b)	(26)(c)
<u>Directionality</u>				
Originating Only	X	X		
Terminating Only			X	
Two-Way				X
<u>Call Type (1+)</u>				
Local	B	B	B	B
IntraLATA/Intrast.	B	R/D*	C	R/D/C*
IntraLATA/Interst.	D	D	C	D/C

* Intrastate traffic will be delivered to the customer except where a state restriction on the passage of intraLATA and/or interLATA traffic exists. These restrictions are detailed in 6.3.9(A)(26)(e) following.

(X) Issued under the authority of Special Permission No. 96-170 granted by the FCC.

ACCESS SERVICE

6. Switched Access Service (Cont'd)

6.3 Provision and Description of Switched Access Service Feature Groups (Cont'd)

6.3.9 Common Switching Transport Termination Optional Features (Cont'd)

(A) Optional Features (Cont'd)

(26) Switched Access Interface (Cont'd)

(d) (Cont'd)

Switched Access Interface Arrangements

	Restricted Geographic Screening <u>Arrangement</u>	Unrestricted <u>Arrangement</u>	Combined 800/888 Type Terminating <u>Only</u>	Originating/ 800/888 Type(C) <u>Termination</u>	(C) (X)
<u>Call Type (1+)</u> (Cont'd)					
InterLATA/Intrast.	B	D*	C	D/C*	
InterLATA/Interst.	D	D	C	D/C	
<u>Service Prefix</u>					
0-	R	R		R	
00-	D	D		D	
0+	B	D*		D*	
IDDD	B	D		D	
10XXX	B	D/B		D/B	

* Intrastate traffic will be delivered to the customer except where a state restriction on the passage of intraLATA and/or interLATA traffic exists. These restrictions are detailed in 6.3.9(A)(26)(e) following.

(X) Issued under the authority of Special Permission No. 96-170 granted by the FCC.

ACCESS SERVICE

6. Switched Access Service (Cont'd)6.3 Provision and Description of Switched Access Service Feature Groups (Cont'd)6.3.9 Common Switching Transport Termination Optional Features (Cont'd)(A) Optional Features (Cont'd)(26) Switched Access Interface (Cont'd)

(d) (Cont'd)

Switched Access Interface Arrangements

<u>Traffic Type</u>	<u>Restricted Geographic Screening Arrangement</u>	<u>Unrestricted Arrangement</u>	Combined 800/888 Type		(C)
			<u>Terminating Only</u>	<u>Originating/ 800/888 Type Termination</u>	
411	B	B		B	
911	R	R		R	
976	R	R		R	
700	B	D		D	
500/800/888/900	B	D		D	(C) (X)

D = Telephone Company DELIVERS traffic to the customer.
 R = Telephone Company RETAINS and complete traffic.
 C = Telephone Company COMPLETES traffic to the end user's premises.
 B = Telephone Company BLOCKS traffic to an announcement.

(X) Issued under the authority of Special Permission No. 96-170 granted by the FCC.

ACCESS SERVICE

6. Switched Access Service (Cont'd)

6.3 Provision and Description of Switched Access Service Feature Groups (Cont'd)

6.3.9 Common Switching Transport Termination Optional Features (Cont'd)

(A) Optional Features (Cont'd)

(26) Switched Access Interface (Cont'd)

(e) Intrastate Traffic Restriction

An interstate Switched Access Interface and an intrastate Switched Access Interface must be ordered for the provisioning of multi-jurisdictional access.

Unless the customer subscribes to the 10XXX blocking option offered in 6.3.9(A)(26)(a)(ii) preceding, all calls carried over a Special Access Line used in conjunction with a Switched Access Interface for multi-jurisdictional access will be passed to the customer for completion except where a state restriction exists as follows.

State restrictions on the passage of interLATA intrastate traffic exist in the following states:

None

The terms, conditions, and rates for the interstate Special Access and Switched Access associated with this feature are as set forth in Sections 6 and 7 of this tariff. The terms, conditions, and rates for the intrastate Switched Access are as set forth in the

ACCESS SERVICE

6. Switched Access Service (Cont'd)

6.3 Provision and Description of Switched Access Service Feature Groups (Cont'd)

6.3.9 Common Switching Transport Termination Optional Features (Cont'd)

(A) Optional Features (Cont'd)

(26) Switched Access Interface (Cont'd)

(e) (Cont'd)

Telephone Company Facilities for Intrastate Access tariffs.

When the customer orders Special Access from Section 7 of this tariff for the facilities between the end user's premises and the WATS Serving Office for use with Multi-jurisdictional Access as set forth above, and if the Telephone Company intrastate tariff also provides for customer billing for these facilities, the customer will be exempted from the intrastate charge.

(27) Signaling System 7 (SS7)* Out of Band Signaling

This option is provided in conjunction with Common Channel Signaling System 7 (CCS7)* Access Service described in 6.3.11 and is only available with FGD, 500, 800, 888 or 900 Access service. SS7* Out of Band Signaling provides common channel out of band transmission of address and supervisory SS7* protocol signaling information between the end (C) (X)

(*) SS7 Signalling is available only where technically feasible.

(X) Issued under the authority of Special Permission No. 96-170 granted by the FCC.

ACCESS SERVICE

6. Switched Access Service (Cont'd)

6.3 Provision and Description of Switched Access Service Feature Groups (Cont'd)

6.3.9 Common Switching Transport Termination Optional Features (Cont'd)

(A) Optional Features (Cont'd)

(27) Signaling System 7 (SS7)* Out of Band Signaling
 (Cont'd)

office or Telephone Company access tandem switching systems and the customer's premises. FGD, 500, 800, 888 and 900 Access service, equipped with SS7* Out of Band Signaling, are available with Interface Groups 6 (DS1), 7 (DS1C), and 9 (DS3). SS7* Out of Bank Signaling is provided at suitably equipped Telephone Company end office or Telephone Company access tandem switches. The technical specifications for SS7* Out of Band Signaling are described in Bellcore Technical Reference Publication TR-TSV-000905. When a customer orders SS7* Signalling, ANI and/or Calling Party Number will be provided with SS7* service.

(C) (X)

(28) Calling Party Number (CPN) Parameter

The CPN parameter, available as a nonchargeable option for originating FGD with SS7* Out of Band Signaling, provides for the automatic transmission of the ten digit directory number, associated with a calling station, to the customer's premises for originating calls. The ten digit number consists of the NPA plus the seven digit telephone number which may or may not be the same number as the calling station's charge number. The CPN parameter

(*) SS7 Signalling is available only where technically feasible.

(X) Issued under the authority of Special Permission No. 96-170 granted by the FCC.

ACCESS SERVICE

6. Switched Access Service (Cont'd)

6.3 Provision and Description of Switched Access Service Feature Groups (Cont'd)

6.3.9 Common Switching Transport Termination Optional Features (Cont'd)

(A) Optional Features (Cont'd)

(28) Calling Party Number (CPN) Parameter (Cont'd)

also includes a "privacy indicator" which allows the ten digit telephone number to be coded as presented or restricted for delivery to the called end user. This feature is automatically provided with originating FGC and FGD with SS7* Signalling. CPN and SS7* Signalling are available only where technically feasible. The technical specifications for CPN are described in Bellcore Technical Reference Publication TR-TSV-000905. (N)

(a) Restrictions on Use and Sale of CPN (N)

(i) Interstate access customers of this tariff may use CPN in the following manner:

- For billing and collection information, for routing, screening, and completing the originating subscriber's call or transaction, or for services directly related to the originating telephone subscriber's call or transaction.

The customer may use CPN to offer a product or service that is directly related to the products or services previously acquired from the customer by the originating subscriber. (N)

(*) SS7 Signalling is available only where technically feasible. (N)
 Certain Regulations previously located on this page can now be found on Original Page 354.2.

ACCESS SERVICE

6. Switched Access Service (Cont'd)

6.3 Provision and description of Switched Access service Feature Groups (Cont'd)

6.3.9 Common Switching Transport Termination Optional Features (Cont'd)

(A) Optional Features (Cont'd)

(28) Calling Party Number (CPN) (Cont'd)

(a) Restrictions on Use and Sale of CPN (Cont'd) (N)

(ii) Interstate access customers of this tariff
may not use CPN in the following manner:

- Reusing or selling the telephone number or billing information without first notifying the originating telephone subscriber and obtaining the affirmative consent of such subscriber for such reuse or sale.
- Disclosing (except as permitted in (i), preceding) any information derived from the CPN for any purpose other than 1) performing the services or transactions that are the subject of the originating subscriber's call, 2) ensuring network performance security and the effectiveness of call delivery, 3) compiling, using, and disclosing aggregate information, and 4) complying with applicable law or legal process. (N)

ACCESS SERVICE6. Switched Access Service (Cont'd)6.3 Provision and Description of Switched Access Service Feature Groups (Cont'd)6.3.9 Common Switching Transport Termination Optional Features (Cont'd)(A) Optional Features (Cont'd)(29) Carrier Selection Parameter (CSP)

(M)

The CSP parameter, available as a nonchargeable option for originating FGD and SS7* Out of Band Signaling, provides for the automatic transmission of a signaling indicator which signifies to the customer whether or not a given call originated from a presubscribed line. If the line was presubscribed, the indicator will signify if the end user did or did not dial 10XXX. The technical specifications for CSP are described in Bellcore Technical Reference Publication TR-TSV-000905.

(T)

(30) Charge Number (CNP) Parameter

(T)

The Charge Number Parameter, available as a nonchargeable option for originating FGD with SS7* Out of Band Signaling, is equivalent to the existing ten digit

(T)

(T)

(M)

(*) SS7 Signalling is available only where technically feasible.

(N)

(M) Certain Regulations on this page previously appeared on Original Page 354.

6. Switched Access Service (Cont'd)

ACCESS SERVICE

6.3 Provision and Description of Switched Access Service Feature Groups (Cont'd)**6.3.9 Common Switching Transport Termination Optional Features (Cont'd)****(A) Optional Features (Cont'd)****(30) Charge Number (CNP) Parameter (Cont'd) (T)**

Automatic Number Identification (ANI) available with FGD with MF signaling. The CNP provides for the automatic transmission of the ten digit billing number of the calling station and the originating line information. The technical specifications for CN are described in Bellcore Technical Reference Publication TR-TSV-000905. (T)

(a) Restrictions on Use and Sale of CNP (N)**(i) Interstate access customers of this tariff may use CNP in the following manner:**

- For billing and collection information, for routing, screening, and completing the originating subscriber's call or transaction, or for services directly related to the originating telephone subscriber's call or transaction.

The customer may use CNP to offer a product or service that is directly related to the products or services previously acquired from the customer by the originating subscriber. (N)

Certain Regulations previously located on this page can now be found on Original page 355.2

ACCESS SERVICE6. Switched Access Service (Cont'd)6.3 Provision and Description of Switched Access Service Feature Groups (Cont'd)6.3.9 Common Switching Transport Termination Optional Features (Cont'd)(A) Optional Features (Cont'd)(30) Charge Number (CNP) Parameter (Cont'd)

(N)

(a) Restrictions on Use and Sale of CNP
(Cont'd)(ii) Interstate access customers of this tariff may
not use CNP in the following manner:

- Reusing or selling the telephone number or billing information without first notifying the originating telephone subscriber and obtaining the affirmative consent of such subscriber for such reuse or sale.
- Disclosing, except as permitted in (i), preceding, any information derived from the CNP for any purpose other than 1) performing the services or transactions that are the subject of the originating subscriber's call, 2) ensuring network performance security and the effectiveness of call delivery, 3) compiling, using, and disclosing aggregate information, and 4) complying with applicable law or legal process.

(N)

ACCESS SERVICE

6. Switched Access Service (Cont'd)6.3 Provision and Description of Switched Access Service Feature Groups (Cont'd)6.3.9 Common Switching Transport Termination Optional Features (Cont'd)(A) Optional Features (Cont'd)(31) Dual Tone Multifrequency Address Signaling (M)

This option allows reception of called party address signals from the customer in the form of Dual Tone Multifrequency (DTMF) signals. It is provided in all Telephone Company end offices where available. When FGA arrangements are provided as part of a hung group or uniform call distribution group, and the customer requires DTMF address signaling, then all arrangements in the hunt group or uniform call distribution group will be so equipped. It is available with FGA.

(M)

(M) Certain Regulations on this page previously appeared on Original Page 355.

Effective: January 24, 1995

ACCESS SERVICE

6. Switched Access Service (Cont'd)

6.3 Provision and Description of Switched Access Service Feature Groups (Cont'd)

6.3.9 Common Switching Transport Termination Optional Features (Cont'd)

(A) Optional Features (Cont'd)

(34) Signaling for Tandem Switching

This option allows for the passing of the Carrier Identification Code (CIC) and the OZZ code, or equivalent information needed to perform tandem switching functions. The CIC identifies the interexchange carrier and the OZZ code identifies

the interexchange carrier's trunk group to which traffic is routed. This option is only available with FGD Switched Access, 500 and 900 services and can only be provided from equal access end offices.

This option is not available from end offices that use alternate technology to provide equal access capabilities, or from Telephone Company access tandem switches. (N)

(B) Transport Termination Nonchargeable Optional Features

(1) Rotary Dial Station Signaling

This option provides for the transmission of called party address signaling from rotary dial stations to the customer designated premises for originating calls. This option is provided in the form of a specific type of Transport Termination. It is available with Feature Group B, only on a directly trunked basis.

Certain Regulations on this page were previously found on Original Page 356.

ACCESS SERVICE

6. Switched Access Service (Cont'd)

6.3 Provision and Description of Switched Access Service Feature Groups (Cont'd)

6.3.9 Common Switching Transport Termination Optional Features (Cont'd)

(B) Transport Termination Nonchargeable Optional Features (Cont'd)

(2) Operator Trunk - Coin, Non-Coin, or Combined Coin and Non-Coin

This option may be ordered to provide coin, non- coin, or combined coin and non-coin operation. It is available only with Feature Group C and is provided in electronic end offices and other Telephone Company end offices where equipment is available. It is provided as a trunk type of Transport Termination.

Coin:

This arrangement provides for initial coin return control and routing of 0+, 0-, 1+, 01+ or 011+, respectively. Because operator assisted coin calling traffic is routed over a trunk group dedicated to operator assisted calls, this arrangement is only provided in association with the Service Class Routing option.

The operator assistance coin calling arrangement is also normally ordered by the customer in conjunction with the ANI optional feature, since the

ACCESS SERVICE

6. Switched Access Service (Cont'd)

6.3 Provision and Description of Switched Access Service Feature Groups (Cont'd)

6.3.9 Common Switching Transport Termination Optional Features (Cont'd)

(B) Transport Termination Nonchargeable Optional Features (Cont'd)

(2) Operator Trunk - Coin, Non-Coin, or Combined Coin and Non-Coin (Cont'd)

preponderance of trunk groups equipped with this arrangement will be terminated in the customer's TSPS systems, rather than in the customer's manual cord boards.

Non-Coin:

This arrangement provides for the routing of 0+, 0-, 1+, 01+ or 011+, respectively. Because operator assisted non-coin calling traffic is routed over a trunk group dedicated to operator assisted calls, this arrangement is only provided in association with the Service Class Routing option.

The operator assistance non-coin calling arrangement is also normally ordered by the customer in conjunction with the ANI optional feature, since the preponderance of trunk groups equipped with this arrangement will be terminated in the customer's TSPS systems, rather than in the customer's manual cord boards. When so equipped, the ANI feature provides for the forwarding of

ACCESS SERVICE

6. Switched Access Service (Cont'd)

6.3 Provision and Description of Switched Access Service Feature Groups (Cont'd)

6.3.9 Common Switching Transport Termination Optional Features (Cont'd)

(B) Transport Termination Nonchargeable Optional Features (Cont'd)

(2) Operator Trunk - Coin, Non-Coin, or Combined Coin and Non-Coin (Cont'd)

information digits which identify that the call has originated from a hotel or motel, and whether room number identification is required, or that special screening is required, e.g., for coinless public stations, dormitory or inmate stations, other screening arrangements agreed to between the customer and the Telephone Company.

Combined Coin and Non-Coin:

This arrangement provides for initial coin return control and routing of 0+, 0-, 1+ or 011+, respectively. Because operator assisted coin and non-coin calling traffic is routed over a trunk group dedicated to operator assisted calls, this arrangement is only provided in association with the Service Class Routing option.

This arrangement is normally ordered by the customer in conjunction with the ANI optional feature, since the preponderance of trunk groups equipped with this arrangement will be terminated in

ACCESS SERVICE

6. Switched Access Service (Cont'd)

6.3 Provision and Description of Switched Access Service Feature Groups (Cont'd)

6.3.9 Common Switching Transport Termination Optional Features (Cont'd)

(B) Transport Termination Nonchargeable Optional Features (Cont'd)

(2) Operator Trunk - Coin, Non-Coin, or Combined Coin and Non-Coin (Cont'd)

the customer's operator services systems, rather than the customer's manual cord boards. When so equipped, the ANI optional feature provides for the forwarding of information digits which identify that the call has originated from a hotel or motel, and whether room number identification is required, or that special screening is required, e.g., for coinless public stations, dormitory or inmate stations, or other screening arrangements agreed to between the customer and the Telephone Company.

(3) Operator Trunk-Full Feature

This option provides the initial coin return control function to the customer's operator. It is available with Feature Group D and is provided as trunk type for Transport Termination.

ACCESS SERVICE

6. Switched Access Service (Cont'd)

6.3 Provision and Description of Switched Access Service Feature Groups (Cont'd)

6.3.10 Line Information Data Base (LIDB) Query Service

(A) General

Line Information Data Base (LIDB) Query Service, available to Operator Service Providers (OSPs), provides OSPs the ability to access billing validation data in conjunction with Common Channel Signaling System 7 (CCS7) Access service.

(B) Description

LIDB Query Service is offered by the Telephone Company to its customers to provide access to billing validation data, residing in Telephone Company data bases, for use with an in support of Alternate Billing services such as Calling Card, Collect Calls and Third Number Billing. Alternate Billing services provide customers' end users the ability to bill calls to an account not necessarily associated with the originating line. LIDB Query Service will allow customers to validate Telephone Company calling cards, to screen billing numbers for collect call and/or third number call acceptance, and to perform public telephone line number checks to prevent the alternate billing of calls to public telephones. The customer must subscribe to CCS7 Access service as described in Section 6 in order to obtain access to the Telephone Company's LIDB. The location of the Telephone Company's RSTP switches are indicated in NECA Tariff FCC No. 4.

ACCESS SERVICE

6. Switched Access Service (Cont'd)6.3 Provision and Description of Switched Access Service Feature Groups (Cont'd)6.3.10 Line Information Data Base (LIDB) Query Service (Cont'd)(B) Description (Cont'd)

Customers subscribing to LIDB Query Service originate queries to the LIDB from an operator services system (OSS) identified by an originating point code (OPC). The LIDB query is routed from the CDP over the CCS7 access connection through one of the Telephone Company RSTPs to the Telephone Company's LIDB. The requested billing validation data, in the form of signaling information, is passed back via one of the Telephone Company's interconnecting RSTPs to the CDP.

LIDB Query Service will provide the following functions on a per query basis:

- Validation of calling card information stored on the Telephone Company's LIDB.
- Determination of whether collect or third number calls may be billed to a given line number.
- Determination of whether the billed line in the billed number screening query is a public telephone number.

ACCESS SERVICE

6. Switched Access Service (Cont'd)

6.3 Provision and Description of Switched Access Service Feature Groups (Cont'd)

6.3.10 Line Information Data Base (LIDB) Query Service (Cont'd)

(B) Description (Cont'd)

(1) Limitations

Unless expressly authorized in writing by the customer and the Telephone Company, LIDB Query Service is not to be used for purposes other than those LIDB functions described herein. LIDB Query Service is to be used for those services only on an on-line call-by-call basis and accessed LIDB data may not be stored elsewhere for future use or for any other reason.

(2) Rate Elements

The application of rates and charges for LIDB Query service is set forth in 6.3.10(C). The rates for LIDB Query service are set forth in 6.3.10(D).

(C) Obligations of the Telephone Company

(1) LIDB Validation System Updates

As a part of the normal business operation of LIDB Query service, the Telephone Company will, on a business day basis, add, delete, and modify end user customer accounts as such customers move, become delinquent on their accounts, or order new service. Emergency or priority updates will be made

ACCESS SERVICE

6. Switched Access Service (Cont'd)

6.3 Provision and Description of Switched Access Service Feature Groups (Cont'd)

6.3.10 Line Information Data Base (LIDB) Query Service (Cont'd)

(C) Obligations of the Telephone Company (Cont'd)

(1) LIDB Validation System Updates (Cont'd)

reflecting lost, stolen, or otherwise compromised calling cards on at least a daily basis. The Telephone Company will conduct annual audits of the LIDB where line information for all working exchange access lines and calling cards is audited. The Telephone Company will monitor calling card validation and take timely steps to generate high usage reports to detect and stop fraudulent calling card use.

(2) CCS7 Network Performance

The Telephone Company supports the performance standards contained in Section 7 of TR-TSV- 000905. The overall end-to-end CCS7 network objective is less than ten minutes unavailability per year from any Signal Point (SP) to any other SP. The performance objective for any single SP, including a Service Control Point, (SCP), is less than three minutes unavailability per year. The combined link set from the SCP to the RSTP has a performance objective of less than two minutes unavailability per year.

ACCESS SERVICE

6. Switched Access Service (Cont'd)

6.3 Provision and Description of Switched Access Service Feature Groups (Cont'd)

6.3.10 Line Information Data Base (LIDB) Query Service (Cont'd)

(C) Obligations of the Telephone Company (Cont'd)

(3) LIDB Validation System

LIDB validation system downtime is required to be less than twelve hours per year. The LIDB validation system is capable of processing up to 75 queries per second. The response time for a query, from transmission to reception, is less than one second and should not exceed two seconds for 99 percent of all queries. (T)

(4) LIDB Query Gapping (T)

During periods of LIDB validation system congestion, the Telephone Company will utilize an automatic query gapping procedure to control such congestion. Automatic query gapping controls congestion via a gap and duration index which tells the switch the gap (how long the switch should wait before sending another query to the LIDB) and the duration (how long the switch should continue to perform gapping). For example, if gapping is invoked, every third query might be dropped. This query gapping procedure will be applied uniformly to all users of the Telephone Company's LIDB. The Telephone Company reserves the right to invoke manual intervention in the automatic query gapping procedure to preserve the integrity of the network.

(X) Issued under the authority of Special Permission Number 98-174 granted by the FCC.

Issued: July 24, 1998

F. Wayne Lafferty
Vice-President
Regulatory Affairs
Citizens Telecommunications Company
3 High Ridge Park
Stamford, CT 06905 Transmittal No. 51

Effective: July 30, 1998

ACCESS SERVICE

6. Switched Access Service (Cont'd)

6.3 Provision and Description of Switched Access Service Feature Groups (Cont'd)

6.3.10 Line Information Data Base (LIDB) Query Service (Cont'd)

(D) Rate Regulations

Rates and charges for LIDB Query Service apply as follows:

(1) LIDB Query Transport Charge

A LIDB Query Transport charge applies to each query received at the Telephone Company Service Control Point (SCP). Per query charges are accumulated over a monthly period and are billed to the customer on a monthly basis.

(2) LIDB Query Charge

A LIDB Query charge applies to each query received at the Telephone Company SCP and processed at the Telephone Company LIDB. Per query charges are accumulated over a monthly period and are billed to the customer on a monthly basis.

(3) Nonrecurring Ordering Charges

LIDB Query service is ordered in conjunction with CCS7 Access service under the provisions set forth in Section 5.

ACCESS SERVICE

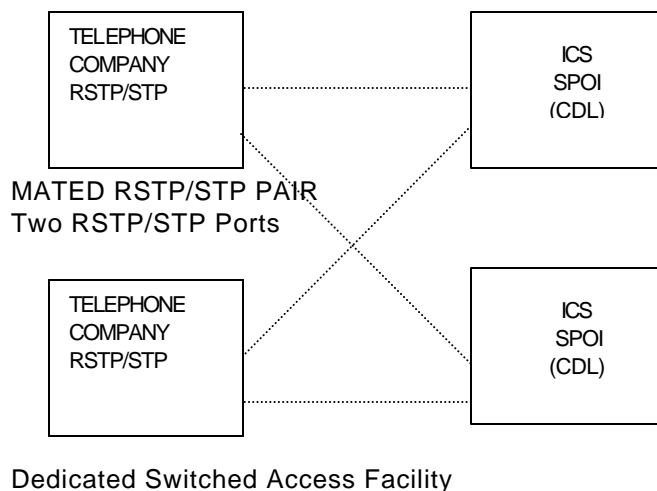
6. Switched Access Service (Cont'd)6.3 Provision and Description of Switched Access Service Feature Groups (Cont'd)6.3.11 Common Channel Signaling System 7* Access Service (T)

Common Channel Signaling System 7 (CCS7)* Access service (T)
provides an interconnection between the Common Channel
Signaling (CCS) network of the Telephone Company and a
customer's CCS network or SS7* capable voice/data network (T)
using Dedicated Switched Access facilities and Regional Signal
Transfer Point (RSTP) Ports of Signal Transfer Point (STP)
Ports. CCS7* Access service provides the connection between (T)
the Telephone Company's RSTP or STP and the CDP to allow
customers to access Telephone Company provided services
requiring CCS7* connectivity. CCS7* Access service provides (T)
for the transmission of network control and other signaling
information from the Telephone Company's RSTP, via the
RSTP Port and Dedicated Switched Access facilities, to the
CDP or from the Telephone Company's STP, via the STP Port
and Dedicated Switched Access facilities, to the CDP. The
technical interface specifications are as described in Bellcore
Technical Reference Publication TR-TSV-000905. The
location of the Telephone Company's RSTP and STP switches
are indicated in NECA Tariff FCC No. 4.

ACCESS SERVICE

6. Switched Access Service (Cont'd)6.3 Provision and Description of Switched Access Service Feature Groups (Cont'd)6.3.11 Common Channel Signaling System 7 Access Service (Cont'd)

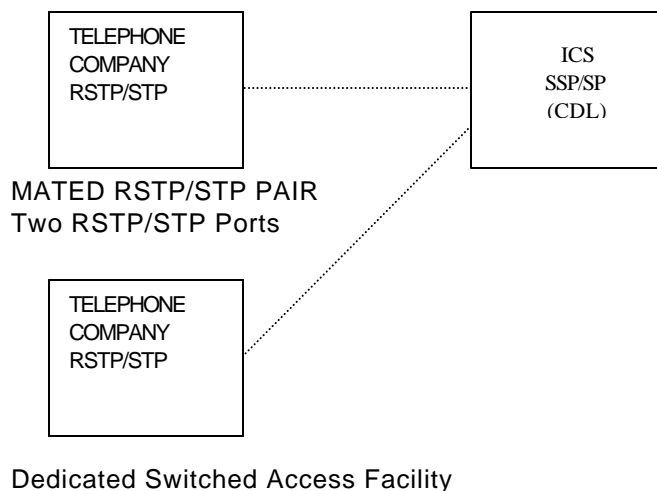
CCS7 Access Service may interconnect customer's paired STPs to one of two sets of Telephone Company RSTPs or to one or more of four sets of Telephone Company STPs. With this arrangement, the customer is connected to two RSTPs and four RSTP Ports via four Dedicated Switched Access facilities or to two STPs and four STP Ports via four Dedicated Switched Access facilities. The following diagram depicts a generic view of this arrangement.



ACCESS SERVICE

6. Switched Access Service (Cont'd)6.3 Provision and Description of Switched Access Service Feature Groups (Cont'd)6.3.11 Common Channel Signaling System 7 Access Service (Cont'd)

CCS7 Access service may also interconnect a Customer Signaling Point or Service Switching Point to the mated RSTP or STP pairs at the locations specified herein. With this arrangement, the customer is connected to two RSTPs and to RSTP Ports via two Dedicated Switched Access facilities or to two STPs and two STP Ports via two Dedicated Switched Access facilities. The following diagram depicts a generic view of this arrangement.



ACCESS SERVICE

6. Switched Access Service (Cont'd)

6.3 Provision and Description of Switched Access Service Feature Groups (Cont'd)

6.3.11 Common Channel Signaling System 7* Access Service (Cont'd)

CCS7* Access Service for Line Information Data Base (LIDB) Query Service is provided at the mated RSTP pair deployed in the locations listed below.

CCS7* Access Service for SS7* Out of Band Signaling is provided from the following mated RSTP or STP pairs for the corresponding jurisdictions as shown below:

<u>Mated RSTP Pair Location</u>	<u>Jurisdiction Served</u>	
Cookville and Powell, TN	Tennessee,	(T) (T)
Middletown and Gloversville, NY	West Virginia, New York	
Elk Grove and Susanville, CA	Utah, Oregon	
	Idaho, Nevada	
	Arizona, California	

Rate regulations and charges applicable to CCS7 Access service are in 6.7 and Section 20.

6.3.12 Signaling for Tandem Switching

Signaling for Tandem Switching, offered in conjunction with FGD Access or 800/888 Access Service, provides the carrier identification code (CIC) and the OZZ code as described in 6.3.9(33) to determine the customer and trunk group(s) to whom MTS/MTS-type calls are to be routed. The Switched Access portion of this arrangement is available from this section of the tariff. The Special Access portion of this arrangement is available from Section 7 of this tariff and provides the connectivity from the customer's access tandem switch to an IC's CDP.

Rate regulations applicable to Signaling for Tandem Switching are found in 6.7.5.

(*) SS7 Signalling is available only where technically feasible.

(D)

Issued: June 16, 1998

F. Wayne Lafferty
Vice-President
Regulatory Affairs
Citizens Telecommunications Company
3 High Ridge Park
Stamford, CT 06905

Effective: July 1, 1998

ACCESS SERVICE

6. Switched Access Service (Cont'd)6.3 Provision and Description of Switched Access Service Feature Groups
(Cont'd)6.3.13 500 Customer Identification Function

This function provides for screening of the first six digits of all 500-NXX-XXXX type calls generated by end users to determine the customer to which the call is to be routed. This function is provided in conjunction with 500 SAC Access Service and with FGC and FGD. This function is available with Tandem Switch Signaling.

(N)

(N)

6.4 Transmission Specifications

Each Switched Access Service transmission path is provided with standard transmission specifications. There are three different standard specifications (Types A, B and C). The standard for a particular transmission path is dependent on the Feature Group, the Interface Group and whether the service is directly routed or via a Telephone Company access tandem. The available transmission specifications are set forth in Section 11.2 following. Data Transmission Parameters are also provided with each Switched Access Service transmission path. The

(M)

(M)

ACCESS SERVICE

6. Switched Access Service (Cont'd)

6.4 Transmission Specifications (Cont'd)

Telephone Company will, upon notification by the customer that the data parameters set forth in Section 11.2.2 are not being met, conduct tests independently or in cooperation with the customer, and take any necessary action to insure that the data parameters are met.

The Telephone Company will maintain existing transmission specifications on functioning service configurations installed prior to the effective date of this tariff except that service configurations having performance specifications exceeding the standards listed in this provision will be maintained at performance levels specified in this tariff. The transmission specifications concerning Switched Access Service are immediate action limits and are set forth in Section 11.2 following. Acceptance limits are set forth in Technical Reference TR-NWT- 000334. This Technical Reference also provides the basis for determining Switched Access Service maintenance limits.

6.5 Obligation of the Telephone Company

In addition to the obligations of the Telephone Company set forth in Section 2 preceding, the Telephone Company has certain other obligations pertaining only to the provision of Switched Access Service. These obligations are as follows:

6.5.1 Network Management

The Telephone Company will administer its network to insure the provisions of acceptable service levels to all telecommunications users of the Telephone Company's network services. Generally, service levels are considered acceptable only when both end users and customers are able to establish connections with little or no delay encountered within the Telephone Company network. The Telephone

ACCESS SERVICE

6. Switched Access Service (Cont'd)

6.5 Obligation of the Telephone Company (Cont'd)

6.5.1 Network Management (Cont'd)

Company maintains the right to apply protective controls, i.e., those actions, such as call gapping, which selectively cancel the completion of traffic, over any traffic carried over its network, including that associated with a customer's Switched Access Service. Generally, such protective measures would only be taken as a result of occurrences such as failure or overload of Telephone company or customer facilities, natural disasters, mass calling or national security demands. In the event that the protective controls applied by the Telephone Company result in the complete loss of service by the customer, the customer will be granted a Credit Allowance for Service Interruption as set forth in Section 2.4.3.

(T)

6.5.2 Design and Traffic Routing of Switched Access Service

For Feature Groups B, C and D, the Telephone Company shall design and determine the routing of Switched Access Service. Additionally, for Tandem Switched Transport the Telephone Company will design and determine the routing from the first point of switching to the end office. The Telephone Company shall also decide if capacity is to be provided by originating only, terminating only, or two-way trunk groups. The Telephone Company will decide whether trunk side access will be provided through the use of two-wire (2) or four-wire (4) trunk terminating equipment.

ACCESS SERVICE

6. Switched Access Service (Cont'd)

6.5 Obligation of the Telephone Company (Cont'd)

6.5.2 Design and Traffic Routing of Switched Access Service (Cont'd)

For Feature Group D Direct Trunked Transport service, the Telephone Company will determine the routing of switched access service from the point of interface to the first point of switching or, if the customer specifies one or more hub locations for multiplexing, from the point of interface to the hub location, from one hub location to another hub location, and/or from a hub location to the first point of switching.

Selection of facilities and equipment and traffic routing of the service are based on standard engineering methods, available facilities and equipment, and the Telephone Company traffic routing plans. If the customer desires routing or directionality different from that determined by the Telephone Company, the Telephone Company will work cooperatively with the customer to develop routing and other local transport arrangements.

The Telephone Company will designate the first point(s) of switching and routing to be used where equal access is provided through a centralized equal access arrangement. Those Telephone Company offices providing equal access through centralized arrangements are identified in NATIONAL EXCHANGE CARRIER ASSOCIATION, INC. TARIFF FCC NO. 4.

For Feature Groups A and B, the line or trunk directionality and traffic routing of the Switched Access Service between the customer's premises and the entry switch are determined by the customer's order for service.

ACCESS SERVICE

6. Switched Access Service (Cont'd)**6.5 Obligation of the Telephone Company (Cont'd)****6.5.3 Provision of Service Performance Data**

Subject to availability, end-to-end service performance data, available to the Telephone Company through its own service evaluation routines, may be made available to the customer based on previously arranged intervals and format. These data provide information on overall end-to-end call completion and non-completion performance. These data do not include service performance data which are provided under other tariff sections, e.g., testing service results. The charges for provision of this data will be determined on an individual case basis.

6.5.4 Trunk Group Measurement Reports

Subject to availability, the Telephone Company will make available trunk group data in the form of usage in CCS, peg count and overflow, to the customer based on previously agreed to intervals.

6.5.5 Determination of Number of Transmission Paths

For Tandem Switched Transport, the Telephone Company will determine the number of Switched Access Service transmission paths to be provided for the Switched Access Feature Group C and D busy hour minutes of capacity ordered. The number of transmission paths will be developed using the total busy hour minutes of capacity by type (as described in 6.3.8 preceding) by end office for each Feature Group ordered from a customer's designated premises. The total busy hour minutes of capacity by type for the end office will be converted to transmission paths using standard Telephone Company traffic engineering methods.

ACCESS SERVICE

6. Switched Access Service (Cont'd)

6.5 Obligation of the Telephone Company (Cont'd)

6.5.6 Design Blocking Measurement

The Telephone Company will design the facilities used in the provision of Switched Access Service to meet the blocking probability criteria as set forth in (A) following and (B) following.

(A) For Feature Groups A and B, no design blocking criteria apply. For Feature Group C, the design blocking objective will be no greater than one percent (1%) between the point of termination at the customer's designated premises and the first point of switching when traffic is directly routed without an alternate route. Standard traffic engineering methods will be used by the Telephone Company to determine the number of transmission paths required to achieve this level of blocking.

For Feature Group D, the design blocking objective will be no greater than one percent (1%) between the point of termination at the customer's designated premises and the end office switch, whether the traffic is directly routed without an alternate route or routed via a Telephone Company access tandem. Standard traffic engineering methods as set forth in reference document (S)(X)(Y) Telecommunications Transmission Engineering - Volume 3 - Networks and Services (Chapters 6-7) will be used by the Telephone Company to determine the number of transmission paths requested to achieve this level of blocking.

(X) Effective date of material deferred from November 10, 1994 to December 1, 1994 by Special Permission No. 94-1269.

(Y) Effective date of material deferred from December 1, 1994 to January 24, 1995 by Special Permission No. 94-1315.

Issued: November 22, 1994

Vice-President
Regulatory
Citizens Telecommunications Company
3 High Ridge Park
Stamford, CT 06905

Effective: December 1, 1994

ACCESS SERVICE

6. Switched Access Service (Cont'd)

6.5 Obligation of the Telephone Company (Cont'd)

6.5.6 Design Blocking Measurement (Cont'd)

- (B) The Telephone Company will perform routine measurement functions to assure that an adequate number of transmission paths are in service. The Telephone Company will recommend that additional capacity (i.e., busy hour minutes of capacity) be ordered by the customer when additional paths are required to reduce the measured blocking to the designed blocking level. For the capacity ordered, the design blocking objective is assumed to have been met if the routine measurements show that the measured blocking does not exceed the threshold listed in the following tables.
- (1) The customer will be notified by the Telephone Company to increase its capacity (busy hour minutes of capacity or quantities of trunks) when excessive trunk group blocking occurs on groups carrying Feature Group D traffic and the measured access minutes for that hour exceed the capacity purchased. Excessive trunk group blocking occurs when the blocking thresholds stated below are exceeded. They are predicated on time consistent, hourly measurements over a thirty (30) day period excluding Saturdays, Sundays and national holidays. If the order for additional capacity has not been received by the Telephone Company within fifteen (15) days of the notification, the Telephone Company will bill the customer, at the rate set forth in Section 20 following, for each overflow in excess of the blocking threshold when (1) the average

ACCESS SERVICE

6. Switched Access Service (Cont'd)6.5 Obligation of the Telephone Company (Cont'd)6.5.6 Design Blocking Measurement (Cont'd)

(B)

(1) (Cont'd)

"thirty (30) day period" overflow exceeds the threshold level for any particular hour and (2) the "thirty (30) day period" measured average originating or two-way usage for the same clock hour exceeds the capacity purchased.

Blocking Thresholds

<u>Trunks in Service</u>	<u>1%</u>	<u>1/2%</u>
1-2	7.0%	4.5%
3-4	5.0%	3.5%
5-6	4.0%	2.5%
7 or greater	3.0%	2.0%

The one percent (1%) blocking threshold is for transmission paths carrying traffic direct (without an alternate route) between an end office and a customer's premises. The one half percent (1/2%) blocking threshold is for transmission paths carrying first routed traffic between an end office and a customer's premises via a Telephone Company (S)(X)(Y) access tandem.

(X) Effective date of material deferred from November 10, 1994 to December 1, 1994 by Special Permission No. 94-1269.

(Y) Effective date of material deferred from December 1, 1994 to January 24, 1995 by Special Permission No. 94-1315.

 Issued: November 22, 1994

Vice-President
 Regulatory
 Citizens Telecommunications Company
 3 High Ridge Park
 Stamford, CT 06905

Effective: December 1, 1994

ACCESS SERVICE

6. Switched Access Service (Cont'd)

6.5 Obligation of the Telephone Company (Cont'd)

6.57 Design Layout Report

At the request of the customer, the Telephone Company will provide to the customer the makeup of the facilities and services provided from the customer's premises to the first point of switching. This information will be provided in the form of a Design Layout Report. The Design Layout Report will be provided to the customer at no charge, and will be reissued or updated whenever these facilities are materially changed.

6.5.8 Access Tandem Arrangements

Trunk side switched access services may be provided via an access tandem to specific end offices subtending that access tandem. Each subtending end office will be located within the Access Tandem Network as defined by the Telephone Company. Access Tandem offices are identified in the National Exchange Carrier Association Tariff FCC No. 4. The Telephone Company will provide the description of an Access Tandem Network to a customer upon request. When trunk side access is ordered to a specific access tandem, access will be provided to all the NXXs included in that Access Tandem Network.

6.5.9. Equal Access Conversions

Rates and charges for Switched Access Service depend generally upon its use by the customer, and whether it is provided in a Telephone Company end office that is equipped to provide equal access capabilities (FGD Access described in 6.3.4 preceding). The Telephone Company will provide

ACCESS SERVICE

6. Switched Access Service (Cont'd)

6.5 Obligation of the Telephone Company (Cont'd)

6.5.9 Equal Access Conversions (Cont'd)

written notification to all access customers of record (at the minimum) within a particular LATA that an end office in that (z)
LATA is scheduled to be converted to an equal access end office. This notification will be sent, via certified U.S. Mail, to each access customer of record in the LATA where the conversion is scheduled to occur, at least six months in advance of the conversion date.

ICs must comply with the Feature Group D ordering procedures of the Telephone company and a firm order for this service must be received no later than 120 days prior to the end office equal access conversion date in order for the IC to participate in the presubscription process as described in Section 9 following.

Customers may request FGD service to replace their existing Feature Group service(s) subsequent to an office conversion to equal access Rates and charges for such requests are set forth in 6.7.1(A) following.

6.5.10 Testing

(1) Accepting Testing

Prior to the customer's acceptance of Switched Access Service, and at the Customer's request, the Telephone Company will cooperatively test the following parameters as set forth in (a) and (b) following. Also, when a customer provides a digital to analog conversion in the provision of a Switched Access Service, the customer

ACCESS SERVICE

6. Switched Access Service (Cont'd)6.5 Obligation of the Telephone Company (Cont'd)6.5.10 Testing (Cont'd)(1) Accepting Testing (Cont'd)

has the ability to specify either the digital or analog acceptance tests as described in (a) or (b) following to be performed by the Telephone Company. In addition to the various tests outlined below which will be included with the installation of service, other additional Cooperative Acceptance Testing and Nonscheduled Testing is available for Switched Access Service as detailed in Section 9 following.

- (a) When a customer orders FGB, FGC FGD, 500 Access Service, 800/888 Access Service, or 900 Access Service and the Telephone Company provides a digital transmission facility between the Telephone Company serving wire center and the customers designated premise without a digital to analog conversion; the digital acceptance tests performed by the Telephone Company will consist of the following: (C) (X)
- Bit Error test in each transmission direction
 - 1004 Hz test per trunk group per di-group in each transmission direction
 - C-notched noise test per trunk group per di-group in each transmission direction
 - One operational signalling test per trunk in each transmission direction
 - Bit Error test in each transmission direction

(X) Issued under the authority of Special Permission No. 96-170 granted by the FCC.

ACCESS SERVICE

6. Switched Access Service (Cont'd)

6.5 Obligation of the Telephone Company (Cont'd)

6.5.10 Testing (Cont'd)

(1) Accepting Testing (Cont'd)

(a) (Cont'd)

- 1004 Hz test per trunk group per di-group in each transmission direction
- C-notched noise test per trunk group per di-group in each transmission direction
- One operational signaling test per trunk in each transmission direction

If a Telephone Company digital facility is provided in conjunction with a High Capacity Special Access Service, the Telephone Company will furnish, upon the customer's request and where the central office is technically equipped, appropriate equipment to allow the customer to conduct tests to verify the integrity of the facility in lieu of cooperative acceptance testing.

- (b) When a customer orders FGB, FGC, FGD, or 800/888 (C) (X) Switched Access Service, and the Telephone Company provides analog transmission facilities between the Telephone Company serving wire center and the customer's designated premise, the analog tests performed by the Telephone Company consist of the following:

(X) Issued under the authority of Special Permission No. 96-170 granted by the FCC.

ACCESS SERVICE

6. Switched Access Service (Cont'd)

6.5 Obligation of the Telephone Company (Cont'd)

6.5.10 Testing (Cont'd)

(1) Accepting Testing (Cont'd)

(b) (Cont'd)

- Attenuation Tests
- Balance tests (ERL-SRL)
- C-Message noise test
- C-notched noise
- 3 tone slope
- DC continuity
- Operational Signalling

- (c) When 500, 800, 888 or 900 NXXs are activated (new translations installed) by the Telephone Company, NXX code testing will be performed by the Telephone Company. For each new NXX activated in a Telephone Company switch capable of performing the customer identification function for 500, 800, 888 or 900 Access Service, the Telephone Company shall place one test call to the IC 500, 800, 888 or 900-NXX-XXXX test number. This number provides an announcement identifying the IC, thereby verifying Telephone Company routing. (C) (X)

(2) In-Service Testing

After a Switched Access Service has been tested and accepted by the customer for service, the Telephone Company may perform various tests to ensure the quality of the Switched Access Service. These tests may be

(X) Issued under the authority of Special Permission No. 96-170 granted by the FCC.

ACCESS SERVICE

6. Switched Access Service (Cont'd)

6.5 Obligation of the Telephone Company (Cont'd)

6.5.10 Testing (Cont'd)

(2) In-Service Testing (Cont'd)

performed on a routine basis at the discretion of the Telephone Company, and are made subject to the availability of qualified personnel and test equipment. No charge will be assessed to the customer for the provision of In-Service tests.

The Telephone Company may at its option provide the following types of In-Service Switched Access Service tests:

- Attenuation and noise tests
- Balance tests
- Gain - slope tests

When the Telephone Company and the Customer agree to test cooperatively, the Telephone Company shall provide the personnel and test equipment necessary to perform such tests at a mutually agreed upon time. The customer may request the Telephone Company to provide a technician at the customer's premises in order to perform these cooperatively scheduled tests.

Rates and charges as set forth in Section 20 following will apply per technician provided.

(T)

ACCESS SERVICE

6. Switched Access Service (Cont'd)

6.5 Obligation of the Telephone Company (Cont'd)

6.5.10 Testing (Cont'd)

(3) Testing Capabilities

Feature groups A through D are provided, in the terminating direction where equipment is available, with Seven Digit Access to balance (100 type), and milliwatt (102 type) testlines.

Additionally, Feature Groups B through D are provided, in the terminating direction where equipment is available, with seven digit access to the following test lines:

- Nonsynchronous or synchronous test lines
- Automatic transmission measuring (105 type) test line
- Data transmission (107 type) test line
- Loop around test line
- Short circuit and open circuit test line

(4) SS7* Out of Band Signaling

When FGD, 500, 800, 888 or 900 Access Service with SS7* Out of Band Signaling is ordered, network compatibility and other operational tests will be performed cooperatively by the Telephone Company and the customer at locations, dates, and times as specified by the Telephone Company in consultation with the customer. These tests are as specified in Bellcore Technical Reference Publication TR- (C) (X)

(*) SS7 Signalling is available only where technically feasible.

(X) Issued under the authority of Special Permission No. 96-170 granted by the FCC.

ACCESS SERVICE

6. Switched Access Service (Cont'd)

6.5 Obligation of the Telephone Company (Cont'd)

6.5.10 Testing (Cont'd)

(4) SS7* Out of Band Signaling (Cont'd) (T)

TSV-000905. Successful completion is necessary to receive the SS7* signaling option. To protect the security of the SS7* network, certain of the information provided, i.e., point codes, by the Telephone Company to the customer will be subject to a nondisclosure agreement. (T)
(T)

6.6 Obligations of the Customer

In addition to the obligations of the customer set forth in Section 2, the customer has certain specific obligations pertaining to the use of Switched Access Service. These obligations are as follows:

6.6.1 Supervisory Signaling

The customer's facilities shall provide the necessary on-hook, off-hook, answer and disconnect supervision.

6.6.2 Trunk Group Measurement Reports

With the agreement of the customer, trunk group data in the form of usage in CCS, peg count and overflow for its end of all access trunk groups, where technologically feasible, will be made available to the Telephone Company. These data will be used to monitor trunk group utilization and service performance and will be provided based on previously arranged intervals and format.

(*) SS7 Signalling is available only where technically feasible. (N)

ACCESS SERVICE

6. Switched Access Service (Cont'd)

6.6 Obligations of the Customer (Cont'd)

6.6.3 ASR Requirements

The customer shall order all Switched Access as in Section 5, and 6.3.3 and 6.3.4.

Switched Access capacity is measured at the Telephone Company's first point of switching. ASRs for Entrance Facilities and Direct Trunked Transport must specify the customer designated premises, type of service (e.g., Voice Grade, DS1 or DS3), the channel interface, and any optional arrangements desired. In addition, ASRs for Dedicated Transport must specify any Hubs involved and the end office, when direct routing to an end office is desired, or the access tandem if direct routing to an access tandem switch for purposes of obtaining Tandem-Switched Transport is desired. (T)

ASRs for Dedicated Transport must also specify the Feature Group, number of lines or trunks at the end office or tandem, major traffic types and directionality. Ordered quantities shall be specified by originating and terminating direction and by traffic type (e.g., MTS/MTS-type or WATS/WATS-type). Where the customer desires to segregate its originating traffic into separate trunk groups by type of traffic, the customer must specify the order quantities by trunk group and by traffic type. For example, if a customer desires a separate trunk group to carry its 500, 800/888 traffic, the order must specify the trunks or BHMCs associated with 500, 800/888 traffic for that trunk group. (T)

(D)

ACCESS SERVICE

6. Switched Access Service (Cont'd)

6.6 Obligations of the Customer (Cont'd)

6.6.3 ASR Requirements (Cont'd)

Customers may order Tandem-Switched Transport by specifying the number of trunks required between the CDP and access tandem switch or BHMCs between the CDP and the end office. The customer shall provide, when it orders BHMC, its projected interstate BHMC between the CDP and each end office in the Access Area by traffic type. The customer shall provide, when it orders lines or trunks, projected interstate traffic distribution by percent for each end office in the Access Area by traffic type. If the customer fails to provide its traffic distribution, the Telephone Company will use appropriate Telephone Company traffic studies to project distribution by end office.

(T)

When FGA is ordered the customer shall specify whether or not the terminating traffic is to be restricted to the Access Area as in 6.3.1(A)(7) and 6.3.9(A)(1), or extended beyond the Access Area (i.e., local calling area) as in 6.7.1(B)(6). If the customer wishes to restrict the traffic, the rates in Section 20 may apply, depending upon the optional arrangement selected.

When a customer orders Switched Access for mixed interstate and intrastate usage, the customer shall provide an estimate of the total usage which will be interstate by traffic type.

The customer allocated percentages will be used as a basis of the jurisdictional determination for billing purposes of all charges until a more accurate determination can be provided as in 6.6.4 following.

ACCESS SERVICE

6. Switched Access Service (Cont'd)

6.6 Obligations of the Customer (Cont'd)

6.6.4 Jurisdictional Determination

For purposes of determining the jurisdiction of Switched Access traffic, once the Switched Access service is activated, the following criteria will apply:

- (A) When the Telephone Company has measurement capability to provide the data to determine the jurisdiction of Switched Access traffic, the Telephone Company will determine the jurisdiction of Switched Access traffic. In those instances where the Telephone Company cannot determine the jurisdiction, the customer will be required to provide this information as described below.
- (B) To determine the jurisdiction of FGA and FGB Switched Access traffic and that traffic placed on a 1+ basis in conjunction with FGA, the following criteria will apply:
 - (1) Traffic that enters a customer's network at a point within the same state as that in which the station designated by dialing is situated will be considered as intrastate.
 - (2) Traffic that enters a customer's network at a point in a state other than that in which the station designated by dialing is situated will be considered interstate.
- (C) When a customer submits an order for Switched Access services the customer must state the Percentages of Interstate Usage (PIU) on a statewide, LATA, billing account number (BAN) or end office level as follows:

ACCESS SERVICE

6. Switched Access Service (Cont'd)

6.6 Obligations of the Customer (Cont'd)

6.6.4 Jurisdictional Determination (Cont'd)

(C) (Cont'd)

- (1) For Switched Access Entrance Facilities. When an Entrance Facility is provided directly to the end office where switched access traffic originates and/or terminates a PIU must be provided for FGA, FGB, FDC, FGD, 500, 800, 888 or 900 (the same PIU will be applied to Carrier Common Line, End Office Switching, Information Surcharge and Interconnection Charge). (C) (X)
- (2) For Tandem-Switched Transport a PIU must be provided by the customer for the following:

FGB, FGC, FGD, 500, 800, 888 and 900 (The same PIU will be applied to Carrier Common Line, End Office Switching, Information Surcharge, Tandem-Switched Transport - Facility and Terminations, Tandem Switching and Interconnection Charge elements). (C) (X)
- (3) For Direct Trunked Transport a separate PIU must be provided for:

FGA, FGB, FGC, FGD, 500, 800, 888 and 900 (the same PIU will be applied to Carrier Common Line, End Office Switching, Information Surcharge and Interconnection Charge), Direct Trunked Transport Facility and Terminations, and Multiplexing. (C) (X)

(X) Issued under the authority of Special Permission No. 96-170 granted by the FCC.

ACCESS SERVICE

6. Switched Access Service (Cont'd)

6.6 Obligations of the Customer (Cont'd)

6.6.4 Jurisdictional Determination (Cont'd)

(C) (Cont'd)

- (4) In addition, for FGC terminating traffic, the customer must submit a Percent Direct Routed (PDR) factor. If a PDR is not provided, the Telephone Company will assume a PDR factor of zero percent.

- (5) The PIU for Switched Access services must be provided by the customer of record when used in conjunction with Signaling for Tandem Switching. (S)(X)(Y) I I I (S)(X)(Y)

(D) If the customer provides jurisdictional information, the following requirements apply:

- (1) The customer will provide quarterly reports indicating the percent of total CTC provided Switched Access usage that is interstate and intrastate as specified in 6.6.4(C). The reports may aggregate usage at a statewide, LATA, BAN (Billing Account Number) or end office level.
- (2) The reports will be based on the calendar year and will be due within fifteen days after the end of the quarter beginning with the completion of the first full quarter of service.
- (3) The customer will maintain records of call detail from which the jurisdictional determination is made. For verification purposes the Telephone Company may request that these records be made available for inspection and audit on not more than an annual basis. Such audit may be conducted by independent auditors if the Telephone Company and the customer, or the customer alone is willing to pay the expense.

(X) Effective date of material deferred from November 10, 1994 to December 1, 1994 by Special Permission No. 94-1269.

(Y) Effective date of material deferred from December 1, 1994 to January 24, 1995 by Special Permission No. 94-1315.

Issued: November 22, 1994

Vice-President
Regulatory
Citizens Telecommunications Company
3 High Ridge Park
Stamford, CT 06905

Effective: December 1, 1994

ACCESS SERVICE

6. Switched Access Service (Cont'd)

6.6 Obligations of the Customer (Cont'd)

6.6.4 Jurisdictional Determination (Cont'd)

(D) (Cont'd)

The quarterly reports will be used as the basis for prorating charges to the interstate and intrastate jurisdictions for the next three month's billing and will be effective on the first day of the next monthly billing period which begins at least 15 business days after the day on which the customer reports the revised jurisdictional information to the Telephone Company.

In the event the customer fails to provide a report for one or more quarters, the Telephone Company will use the most recently provided quarterly report for subsequent bills until the customer provides an updated report.

No revisions to bills preceding the effective date of the revised jurisdictional information will be made based on this report.

6.7 Rate Regulations

This section contains the specific regulations governing the rates and charges that apply for Switched Access Service.

ACCESS SERVICE

6. Switched Access Service (Cont'd)

6.7 Rate Regulations (Cont'd)

6.7.1 Application of Rates and Charges

(A) Nonrecurring Charges

Nonrecurring charges are one-time charges that apply for specific work activities in conjunction with providing switched access service or a change to an existing Switched Access Arrangement.

(1) Switched Access Installation and Ordering Charges

(a) Service Installation Charge

This charge applies to customer requests for installation of Switched Access Entrance Facilities from the customer premises to the serving wire center. The Service Installation Charge applies on a per Entrance Facility basis and is dependent upon the type of Entrance Facility ordered (i.e., Voice Grade, DS1 or DS3). Changes in the type of Entrance Facility will be treated as a discontinuance of one type of service and a start of another. The Service Installation Charge shall apply to the new Entrance Facility installation.

The Service Installation Charge does not apply to CCS7 Access service installations. Nonrecurring Charges applicable to CCS7 Access services are described in 6.7.1(6).

ACCESS SERVICE

6. Switched Access Service (Cont'd)

6.7 Rate Regulations (Cont'd)

6.7.1 Application of Rates and Charges (Cont'd)

(A) Nonrecurring Charges (Cont'd)

(1) Switched Access Installation and Ordering Charges (Cont'd)

(b) Switched Access Ordering Charge

This charge, applied on a per ASR basis, is associated with the work performed by the Telephone Company in connection with the receiving, recording and processing of service requests. The Switched Access Ordering Charge applies to all requests to establish Entrance Facilities, Dedicated Transport Facilities and Direct Trunked and/or Tandem-Switched Transport are ordered on a single ASR, only one Switched Access Ordering Charge applies. This charge is in addition to any Service Installation Charge for Entrance Facility installations. (T)

The Switched Access Ordering Charge also applies to requests to activate additional trunks or to increase BHMC on existing Switched Transport Facilities, changes in the type of Feature Group or Direct Trunked Transport, and for any modifications or changes to existing services that are not considered an administrative change as described in 6.7.1(A)(2).

ACCESS SERVICE

6. Switched Access Service (Con't'd)

6.7 Rate Regulations (Cont'd)

6.7.1 Application of Rates and Charges (Cont'd)

(A) Nonrecurring Charges (Cont'd)

(1) Switched Access Installation and Ordering Charges (Cont'd)

(D)

(D)

(c) Temporary waiver of Nonrecurring Charges

(N)(X)

Pursuant to the Federal Communications Commission's (FCC) Order in CC Docket No. 96-262, Access Charge Reform, released May 16, 1997, all nonrecurring charges (NRCs) for service connection are waived when a customer converts trunks from tandem-switched to direct-trunked for Tandem Switched Transport between the Tandem Switch and the Serving Wire Center (SWC). NRCs are also waived if a customer orders the discontinuance of overprovisioned trunks between the Tandem Switch and the SWC. Waiver of these NRCs continues through December 31, 1998

(N)(X)

(X) Filed under the Special Permission Number 97-184 granted by the FCC.

Issued: June 30, 1997

F. Wayne Lafferty
Assistant Vice-President
Regulatory Affairs
Citizens Telecommunications Company
3 High Ridge Park
Stamford, CT 06905

Effective: July 1, 1997

Transmittal #36

ACCESS SERVICE

6. Switched Access Service (Con't'd)

6.7 Rate Regulations (Cont'd)

6.7.1 Application of Rates and Charges (Cont'd)

(A) Nonrecurring Charges (Cont'd)

(2) Administrative Changes

(M)(X)

Administrative changes will be made without charge(s) to the customer. Administrative changes are as follows:

- Change of customer name, (M)(X)

(X) Filed under the Special Permission Number 97-184 granted by the FCC.

Issued: June 30, 1997

F. Wayne Lafferty
Assistant Vice-President
Regulatory Affairs
Citizens Telecommunications Company
3 High Ridge Park
Stamford, CT 06905

July 1, 1997

Transmittal #36

ACCESS SERVICE

6. Switched Access Service (Cont'd)

6.7 Rate Regulations (Cont'd)

6.7.1 Application of Rates and Charges (Cont'd)

(A) Nonrecurring Charges (Cont'd)

(2) Administrative Changes (Cont'd)

- Change of customer or customer's end user premises address when the change of address is not a result of a physical relocation of equipment,
- Change in billing date (name, address, or contact name or telephone number),
- Change of agency authorization,
- Change of customer circuit identification,
- Change of billing account number,
- Change of customer test line number,
- Change of customer or customer's end user contact name or telephone number, and
- Change of jurisdiction.

(3) Moves

A move involves a change in the physical location of one of the following:

- The point of termination at the customer's premises
- The customer's premises

The charges for the move are dependent on whether the move is to a new location within the same building or to a different building.

ACCESS SERVICE

6. Switched Access Service (Cont'd)

6.7 Rate Regulations (Cont'd)

6.7.1 Application of Rates and Charges (Cont'd)

(A) Nonrecurring Charges (Cont'd)

(3) Moves (Cont'd)

(a) Moves Within the Same Building

When the move is to a new location within the same building, the Telephone Company shall be responsible for the physical relocation of the Point of Termination and any associated Network Terminating Wire as outlined in applicable Telephone Company operating practices. The charge for the move will be the Switched Access Ordering Charge as set forth in 6.7.1(A)(1)(a) preceding. There will be no change in the minimum period requirements.

(b) Moves to a Different Building

Moves to a different building will be treated as a discontinuance and start of service and the Telephone Company shall provide a physical Point of Termination and any necessary Network Terminating Wire located at the new building as outlined in applicable Telephone Company operating practices. All associated nonrecurring charges will apply per service.

ACCESS SERVICE

6. Switched Access Service (Cont'd)6.7 Rate Regulations (Cont'd)6.7.1 Application of Rates and Charges (Cont'd)(A) Nonrecurring Charges (Cont'd)(3) Moves (Cont'd)(b) Moves to a Different Building (Cont'd)

New minimum period requirements will be established of the new service. The customer will also remain responsible for satisfying all outstanding minimum period charges for the discontinued service.

(4) NXX Translation Nonrecurring Charge

The NXX Translation Nonrecurring Charge, as set forth in Section 20 following, shall apply to each order for 500 NXX and

(T)

900 NXX codes activated or deactivated in a Telephone Company switch capable of performing the customer identification function for 500 Access Services or 900 Access Service. The total nonrecurring charge per customer order shall be determined by multiplying the number of switches in which the Telephone Company must activate or deactivate the NXX codes

(T)

within the serving area specified by the customer's order times the appropriate nonrecurring charge.

(T)

(This page filed under Transmittal No. 124)
Vice President Regulatory, 180 S. Clinton Ave., Rochester, NY 14646

ACCESS SERVICE

6. Switched Access Service (Cont'd)6.7 Rate Regulations (Cont'd)6.7.1 Application of Rates and Charges (Cont'd)(A) Nonrecurring Charges (Cont'd)(4) NXX Translation Nonrecurring Charge (Cont'd)

In addition, the NXX Translation Nonrecurring Charge per Order will apply per ASR submitted for the activation or deactivation of NXX codes or CIC codes.

(C)

(5) Change of Feature Group Type

Changes from one type of Feature Group to another will be treated as a discontinuance of one type of service and a start of another and new minimum period obligations will be established. Nonrecurring charges will apply, with one exception.

When a customer upgrades a Feature Group A or B service to a Feature Group D service, and when Feature Group C is upgraded to Feature Group D coincident with the availability of Feature Group D in an end office the nonrecurring charge will not apply and minimum period obligations will not change if the following conditions are met:

- (a) The same customer premises is maintained, and

Vice President Regulatory, 180 S. Clinton Ave., Rochester, NY 14646

ACCESS SERVICE

6. Switched Access Service (Cont'd)

6.7 Rate Regulations (Cont'd)

6.7.1 Application of Rates and Charges (Cont'd)

(A) Nonrecurring Charges (Cont'd)

(5) Change of Feature Group Type (Cont'd)

- (b) The customer submits a disconnect order for FGA or FGB within 30 days after the customer is notified by the Telephone Company as to the results of the final Presubscription allocation of end users to the customer. Further, the customer must request an effective date for the disconnect orders within 60 days after the Telephone Company has notified the customer of the results of the final Presubscription allocation.

(6) Signaling System 7(SS7)* Out of Band Signaling

- (a) The Switched Access Ordering Charge will apply for a change in FGD switched access and 800/888 Access signaling from multifrequency address signaling to SS7* Out of Band Signaling. (C) (X)
- (b) The Switched Access Ordering Charge will not apply if Calling Party Number (CPN) Parameter, Carrier Selection Parameter (CSP), and/or Charge Number (CN) Parameter are ordered at the same time as SS7* Out of Band Signaling is

(*) SS7 Signalling is available only where technically feasible.

(X) Issued under the authority of Special Permission No. 96-170 granted by the FCC.

ACCESS SERVICE

6. Switched Access Service (Cont'd)

6.7 Rate Regulations (Cont'd)

6.7.1 Application of Rates and Charges (Cont'd)

(A) Nonrecurring Charges (Cont'd)

(6) Signaling System 7(SS7)* Out of Band Signaling (Cont'd) (T)

(b) (Cont'd)

ordered in conjunction with FGD. The ASR Ordering Charge will apply if these optional features are ordered subsequent to the provision of SS7* Out of Band Signaling. (T)

(B) Recurring Charges

Rates are applied either as premium rates or transitional rates. Non-premium rates are discounted access service rates for measured or assumed access minutes.

The application of these rates is dependent upon the Feature Group, type of Entrance Facility, type of transport (e.g., Direct Trunked Transport, Tandem Switched Transport, and type of multiplexing) and the availability of equal access capabilities in the end office to which the service is provided. For FGC service, the specific application of these rates is dependent on the use made of the FGC service as described in 6.2.

(*) SS7 Signalling is available only where technically feasible. (N)

6. Switched Access Service (Cont'd)

ACCESS SERVICE

6.7 Rate Regulations (Cont'd)

6.7.1 Application of Rates and Charges (Cont'd)

(B) Recurring Charges (Cont'd)

(1) Premium Rates

Premium rates as set forth in Section 20 apply to all FGA and FGB access minutes that originate from or terminate at end offices equipped with equal access (i.e., originating and terminating FGD) capabilities and to all access minutes that originate or terminate at end offices not equipped with equal access capabilities when the service is provided to customers who furnish interstate MTS/WATS. Premium Access rates as set forth in Section 20 apply to all FGC access minutes only to providers of MTS and WATS at end offices not equipped for equal access. In addition, premium rates apply to FGB access minutes when utilized in the provision of MTS/WATS service.

When only premium access minutes are carried over flat rated services, premium rates will apply to all of the flat rated rate elements (i.e., Entrance Facility, Direct Trunked Facility, Direct Trunked Termination, and Multiplexing).

When both premium and non-premium access minutes are carried over the same flat rated facilities, a portion of the facilities (e.g., Entrance Facility, Dedicated Transport, and Multiplexing)

(T)

ACCESS SERVICE

6. Switched Access Service (Cont'd)

6.7 Rate Regulations (Cont'd)

6.7.1 Application of Rates and Charges (Cont'd)

(B) Recurring Charges (Cont'd)

(1) Premium Rates (Cont'd)

will be billed premium rates and the remaining portion will be billed non-premium rates. The portion to be billed premium rates will be determined by applying a telephone company premium ratio that is based on premium end office minutes of use divided by total end office minutes of use.

This ratio will be developed annually by the Telephone Company based on minutes of use from those end offices whose Switched Access (both Direct Trunked and Tandem Trunked) is directly or indirectly connected with the same Flat Rated Facility.

Premium rates apply to all 500, 800, 888 and 900 access minutes that originate from end offices equipped with equal access (i.e., FGD) capabilities, (C) (X)

Premium rates apply to all switched access minutes of use that originate or terminate at a Mobile Telephone Switching Office (MTSO) directly interconnected to a Telephone Company access tandem office.

(X) Issued under the authority of Special Permission No. 96-170 granted by the FCC.

ACCESS SERVICE

6. Switched Access Service (Cont'd)

6.7 Rate Regulations (Cont'd)

6.7.1 Application of Rates and Charges (Cont'd)

(B) Recurring Charges (Cont'd)

(2) Non-premium Rates

Non-premium access rates (i.e., discounted access minute rates) apply to all FGA and FGB access minutes (measured or assumed) originating or terminating in an end office which is not equipped with equal access capabilities. In addition, Non-premium rates apply to FGC access minutes originating in an end office which is not equipped with equal access capabilities when the FGC service is used in conjunction with the Customer

Identification Function for 500 Access Service, 800 Access Service and 900 Access Service optional feature, by customers who do not furnish interstate MTS/WATS.

(N)

When only non-premium access minutes are carried over flat rated services, non-premium rates will apply to all of the flat rated rate elements (i.e., Entrance Facility, Direct Trunked Facility, Direct Trunked Termination, and Multiplexing).

When both premium and non-premium access minutes are carried over the same flat rated facilities, a portion of the facilities (e.g., Entrance Facility, Direct Trunked Transport, and Multiplexing) will be billed premium rates and the remaining portion will be billed non-premium rates. The

ACCESS SERVICE

6. Switched Access Service (Cont'd)

6.7 Rate Regulations (Cont'd)

6.7.1 Application of Rates and Charges (Cont'd)

(B) Recurring Charges (Cont'd)

(2) Non-premium Rates (Cont'd)

portion to be billed non-premium rates will be determined by applying a telephone company annually developed non-premium ratio to the applicable rate elements. The non-premium ratio will be one minus the premium ratio set forth in (1) preceding.

- (3) When FGA or FGB Switched Access Service, except as set forth in (1) preceding, provided to an entry switch (i.e., dial tone office for FGA and Telephone Company access tandem for FGB) has usage originating from and/or terminating at both end offices that have been converted to equal access and end offices that have not been converted, the premium and non-premium transitional rates will apply in the following manner.

- (a) All access minutes that originate from or terminate at the equal access end office(s) will be billed at premium rates. Access minutes that originate from or terminate at end offices not equipped with equal access capabilities, hereinafter referred to as non-premium access minutes, will continue to be billed at non-premium transitional rates. Non-premium transitional rates will apply as follows depending on the type of service.

(X) Effective date of material deferred from November 10, 1994 to December 1, 1994 by Special Permission No. 94-1269.

(Y) Effective date of material deferred from December 1, 1994 to January 24, 1995 by Special Permission No. 94-1315.

Issued: November 22, 1994

Vice-President
Regulatory
Citizens Telecommunications Company
3 High Ridge Park
Stamford, CT 06905

Effective: December 1, 1994

ACCESS SERVICE

6. Switched Access Service (Cont'd)

6.7 Rate Regulations (Cont'd)

6.7.1 Application of Rates and Charges (Cont'd)

(B) Recurring Charges (Cont'd)

(3) (Cont'd)

(a) (Cont'd)

- (i) For FGA and FGB services, the number of non-premium access minutes to be billed at transitional rates is derived by subtracting the number of premium rated access minutes from the total number of access minutes.
 - (ii) Premium access minutes will be determined as set forth in (b) following.
- (b) The number of access minutes to be rated as premium access minutes is determined as follows:
- (i) Where end office specific usage data is available, premium rates apply to the measured access minutes originating from or terminating at the equal access end office(s).
 - (ii) Where end office specific usage data is not available for originating and/or terminating FGA, the total originating

ACCESS SERVICE

6. Switched Access Service (Cont'd)

6.7 Rate Regulations (Cont'd)

6.7.1 Application of Rates and Charges (Cont'd)

(B) Recurring Charges (Cont'd)

(3) (Cont'd)

(b) (Cont'd)

(ii) (Cont'd)

and/or terminating usage will be measured or assumed usage at the entry switch as set forth in 6.7.4 following. FGA originating and/or terminating usage will then be apportioned between premium and non-premium access minutes in the following manner. For originating usage, develop the ratio of the number of subscriber lines in the local calling area of the entry switch that are served by equal access end offices to the total number of subscriber lines in that local calling area. For terminating usage, develop the ratio of the number of subscriber lines in the valid calling area of the entry switch that are served by the equal access end offices to the total number of subscriber lines in that valid calling area. Then apply these ratios to the total number of originating and/or terminating FGA access minutes respectively to determine the usage to be

ACCESS SERVICE

6. Switched Access Service (Cont'd)

6.7 Rate Regulations (Cont'd)

6.7.1 Application of Rates and Charges (Cont'd)

(B) Recurring Charges (Cont'd)

(3) (Cont'd)

(b) (Cont'd)

(ii) (Cont'd)

billed at premium rates, unless adjusted as set forth in (iv) following. The local calling area of the entry switch is as defined in the Telephone Company's local and/or general exchange service tariff. The valid calling area of the entry switch is as defined in the Telephone Company's interstate access service tariff. For purposes of administering this regulation, subscriber lines are defined as exchange service lines, provided by the Telephone Company under its local and/or general exchange service tariff.

(iii) Where end office specific usage data is not available for originating and/or terminating FGB, the total originating and/or terminating usage will be measured or assumed usage at the entry switch (i.e., Telephone Company access tandem) as (S)(X)(Y) set forth in 6.7.4 following. FGB originating and/or

(X) Effective date of material deferred from November 10, 1994 to December 1, 1994 by Special Permission No. 94-1269.

(Y) Effective date of material deferred from December 1, 1994 to January 24, 1995 by Special Permission No. 94-1315.

Issued: November 22, 1994

Vice-President
Regulatory
Citizens Telecommunications Company
3 High Ridge Park
Stamford, CT 06905

Effective: December 1, 1994

ACCESS SERVICE

6. Switched Access Service (Cont'd)

6.7 Rate Regulations (Cont'd)

6.7.1 Application of Rates and Charges (Cont'd)

(B) Recurring Charges (Cont'd)

(3) (Cont'd)

(b) (Cont'd)

(iii) (Cont'd)

terminating usage will then be apportioned between premium and non-premium access minutes in the following manner. First, develop the ratio of the number of subscriber lines provided to end office subtending the access tandem that are served by equal access end offices to the total number of subscriber lines in all end offices subtending the Telephone Company access tandem. Then apply this ratio to the total number of originating and/or terminating FGB access minutes to determine the usage to be billed at premium rates, unless adjusted as set forth in (iv) following. For purposes of administering this regulation, subscriber lines are defined as exchange service lines, Centrex-type lines provided by the Telephone Company under its and/or general exchange tariff. (S)(X)(Y) (S)(X)(Y) local

(X) Effective date of material deferred from November 10, 1994 to December 1, 1994 by Special Permission No. 94-1269.

(Y) Effective date of material deferred from December 1, 1994 to January 24, 1995 by Special Permission No. 94-1315.

Issued: November 22, 1994

Vice-President
Regulatory
Citizens Telecommunications Company
3 High Ridge Park
Stamford, CT 06905

Effective: December 1, 1994

ACCESS SERVICE

6. Switched Access Service (Cont'd)

6.7 Rate Regulations (Cont'd)

6.7.1 Application of Rates and Charges (Cont'd)

(B) Recurring Charges (Cont'd)

(3) (Cont'd)

(b) (Cont'd)

(iii) (Cont'd)

The ratio used to calculate the premium usage as set forth in (ii) and (iii) preceding will be determined on a quarterly basis and provided to the customer with the last bill rendered for the preceding quarter or mailed separately within five (5) working days after the first day of the new quarter. A quarter is defined for these purposes as beginning on the first day of January, April, July or October.

- (iv) Where FGD Switched Access Service is provided to a customer in an end office(s) where that customer's premium access minutes have been determined in accordance with (ii) and (iii) preceding, such premium access minutes will be adjusted in the following manner. For each FGD access minute originating and/or terminating from that end office, the premium access minutes as set forth in (ii) and (iii) preceding will be reduced on a one for one basis, but in no event shall

ACCESS SERVICE

6. Switched Access Service (Cont'd)

6.7 Rate Regulations (Cont'd)

6.7.1 Application of Rates and Charges (Cont'd)

(B) Recurring Charges (Cont'd)

(3) (Cont'd)

(b) (Cont'd)

(iv) (Cont'd)

the reduction exceed the total number of premium access minutes as set forth in (ii) and (iii) from that end office. The customer will be billed for the revised number of premium access minutes.

- (c) Where originating and/or terminating measurement capability does not exist for Feature Group A or Feature Group B Switched Access Services provided to an entry switch, the number of access minutes that will be assumed are as set forth in 6.7.4 following.

The Telephone Company will provide written notification to all access customers of record within a particular LATA that an end office in that LATA is scheduled to be converted to an equal access end office. This notification will be sent, via certified U.S. Mail, to each customer of record in the LATA where the conversion is schedule to occur, at least six (6) months in advance of the conversion date.

ACCESS SERVICE

6. Switched Access Service (Cont'd)

6.7 Rate Regulations (Cont'd)

6.7.1 Application of Rates and Charges (Cont'd)

(B) Recurring Charges (Cont'd)

(3) (Cont'd)

(c) (Cont'd)

The customer will have the choice of converting existing services to equal access (i.e., Feature Group D) or retaining the existing services. The conversion of existing services will be at no charge provided the order to convert such services to Feature Group D is received as set forth in 6.7.3 following. Premium rates will apply to the total access minutes beginning on the actual conversion date, whether the customer chooses to convert to FGD or retain existing services.

(4) FGA Access Within Extended Area Service Area

Where Feature Group A switched access usage is between a Primary Exchange Carrier and a Secondary Exchange Carrier, within the same Extended Area Service calling area, and the Primary and Secondary Exchange Carriers are not the same Telephone Company, the Primary Exchange Carrier will charge the customer according to the revenue sharing agreement as set forth in Section 2.4.5 preceding. The usage to be charged will be determined as set forth following:

ACCESS SERVICE

6. Switched Access Service (Cont'd)

6.7 Rate Regulations (Cont'd)

6.7.1 Application of Rates and Charges (Cont'd)

(B) Recurring Charges (Cont'd)

(4) FGA Access Within Extended Area Service Area (Cont'd)

- (a) Where end office specific usage data is available, such data will be used to determine the charges.
- (b) Where end office specific usage data is not available, the following method will be used to determine the applicable access minutes of use. The total originating and/or terminating usage will be the measured usage at the entry switch (i.e., dial tone office) or the assumed usage as set forth in 6.7.4 following.

Originating and/or terminating usage will then be apportioned between the Primary and Secondary Exchange Carriers in the following manner:

- For originating usage, develop ratios of the total number of subscriber lines in each secondary exchange to the total number of subscriber lines in the Primary Exchange Carrier's Extended Area Service area served by the dial tone office. Then apply these ratios to the total number of originating access minutes to determine access minutes for each secondary exchange.

ACCESS SERVICE

6. Switched Access Service (Cont'd)

6.7 Rate Regulations (Cont'd)

6.7.1 Application of Rates and Charges (Cont'd)

(B) Recurring Charges (Cont'd)

(4) FGA Access Within Extended Area Service Area (Cont'd)

- For terminating usage, develop ratios of the total number of subscriber lines in each secondary exchange to the total number of subscriber lines in the Primary Exchange Carrier's Extended Area Service area served by the dial tone office. Then apply these ratios to the total number of terminating access minutes to determine access minutes for each secondary exchange.
- In those instances where a Secondary Exchange Carrier's exchange is part of two (2) or more primary Exchange Carriers' Extended Area Service areas, the Secondary Exchange Carrier's subscriber line count described above must be apportioned between each Primary Exchange Carrier's Extended Area Service area. This apportionment will be based upon ratios of the subscriber line count of all exchanges other than the Secondary Exchange Carrier's in a Primary Exchange Carrier's Extended Area Service area, of which the Secondary Exchange

ACCESS SERVICE

6. Switched Access Service (Cont'd)

6.7 Rate Regulations (Cont'd)

6.7.1 Application of Rates and Charges (Cont'd)

(B) Recurring Charges (Cont'd)

(4) FGA Access Within Extended Area Service Area
(Cont'd)

Carrier's Exchange is part divided by the subscriber line count of all exchanges other than the Secondary Exchange Carrier in all Primary Exchange Area Carrier Extended Area Service areas of which the Secondary Exchange Carrier's exchange is a part.

For purposes of administering this regulation, subscriber lines are defined as exchange service lines, Centrex Lines and Centrex-type lines provided by the Telephone Companies under local and/or general exchange service tariffs.

The ratio used to calculate the access minutes as set forth in (3)(a) and (4)(a) preceding will be determined by the Telephone Company and provided to the customer upon his request within fifteen (15) days of the receipt of such request.

(5) Application of Rates for FGA Extension Service

When a FGA extension service is provided with additional terminations of the service at different building(s) in the same or a different Local Serving

ACCESS SERVICE

6. Switched Access Service (Cont'd)

6.7 Rate Regulations (Cont'd)

6.7.1 Application of Rates and Charges (Cont'd)

(B) Recurring Charges (Cont'd)

(5) Application of Rates for FGA Extension Service (Cont'd)

Area, the Feature Group A extensions within the Local Serving Area are provided and charged for under the Telephone Company's local and/or general exchange service tariffs, and the Feature Group A extensions in different Local Serving Areas are provided and charged for as Special Access Service. The applicable rate elements which may apply are: A Voice Grade Circuit Termination, Circuit Mileage, and Signaling Capability (optional features and functions). All appropriate monthly rates and nonrecurring charges set forth in Section 20 following will apply.

(6) Application of Rates for Extended FGA Terminating Service

(a) For calls established on a 1+ or expanded seven digit measured calling basis, outside the specific FGA Access Area, however inside the LATA, in conjunction with terminating FGA traffic to an end office, the following rates apply:

- for each access minute, the rates per access minute for Local Switching and the Information Surcharge.

ACCESS SERVICE

6. Switched Access Service (Cont'd)

6.7 Rate Regulations (Cont'd)

6.7.1 Application of Rates and Charges (Cont'd)

(B) Recurring Charges (Cont'd)

(6) Application of Rates for Extended FGA Terminating Service (Cont'd) (Z)

(a) (Cont'd)

- for each access minute, the Tandem-Switched Transport Facility rate per access minute per airline mile and the Tandem-Switched Transport-Termination per access minute per termination.

When the serving wire center of the customer's premises is the dial tone office, the Tandem-Switched Transport-Facility rate is applicable and mileage is measured from the serving wire center (i.e., the dial tone office) of the customer's premises to the end office.

When the serving wire center of the customer's premises is not the dial tone office, the Direct trunked Transport rate is applicable for mileage measured between the serving wire center of the customer's premises and the dial tone office. The Tandem-Switched Transport- Facility rate is applicable for mileage measured between the dial tone office and the end office.

ACCESS SERVICE

6. Switched Access Service (Cont'd)

6.7 Rate Regulations (Cont'd)

6.7.1 Application of Rates and Charges (Cont'd)

(B) Recurring Charges (Cont'd)

(6) Application of Rates for Extended FGA Terminating Service (Cont'd) (Z)

(a) (Cont'd)

- for each access minute, the Tandem-Switched Transport Facility rate per access minute per airline mile and the Tandem-Switched Transport-Termination per access minute per termination.

When the serving wire center of the customer's premises is the dial tone office, the Tandem-Switched Transport-Facility rate is applicable and mileage is measured from the serving wire center (i.e., the dial tone office) of the customer's premises to the end office.

When the serving wire center of the customer's premises is not the dial tone office, the Direct trunked Transport rate is applicable for mileage measured between the serving wire center of the customer's premises and the dial tone office. The Tandem-Switched Transport-Facility rate is applicable for mileage measured between the dial tone office and the end office.

ACCESS SERVICE

6. Switched Access Service (Cont'd)

6.7 Rate Regulations (Cont'd)

6.7.1 Application of Rates and Charges (Cont'd)

(B) Recurring Charges (Cont'd)

- (7) When originating FGD is not available in an end office, and terminating FGD service to a Telephone Company access tandem in a LATA is available, such terminating FGD service may be used, at the option of the customer, to terminate FGD calls to that end office. Premium FGD rates apply to all access minutes associated with such calls.

(8) Common Channel Signaling/Signaling System 7 (CCS/SS7* Network Connection)

(T)

The CCS/SS7* Network Connection is comprised of a Signaling Termination charge, a Signaling Entrance Facility charge, and a Signaling Transfer Point (STP) Port charge.

(T)

The termination charge is assessed on a per termination basis (i.e., at each end of the Signaling Mileage Facility).

The Signaling Entrance Facility charge is assessed on a per facility basis for the connection between the customer's designated premise (Signaling Point of Interface) and the serving wire center of that premise.

The STP Port charge is assessed on a per port basis for each termination of a Signaling Mileage Facility at an STP.

(*) SS7 Signalling is available only where technically feasible.

(N)

ACCESS SERVICE

6. Switched Access Service (Cont'd)

6.7 Rate Regulations (Cont'd)

6.7.2 Minimum Periods

Switched Access Service is provided for a minimum period of one month.

6.7.3 Minimum Monthly Charge

For usage rated Local Transport, Local Switching and Directory Assistance Information Surcharge rate elements, the minimum monthly charge is the sum of the recurring charges set forth in Section 20 following for either the actual measured usage or the assumed usage for the month.

For flat rated Local Transport elements, the minimum monthly charge is the sum of the recurring charges set forth in Section 20 for the month.

6.7.4 Measuring Access Minutes

Customer traffic to end offices will be measured (i.e., recorded or assumed) by the Telephone Company. Originating and terminating calls will be measured (i.e., recorded or assumed) by the Telephone Company to determine the basis for computing chargeable access minutes. In the event customer message detail is not available because the Telephone Company lost or damaged tapes or incurred recording system outages, the Telephone Company will compute chargeable access minutes by estimating the volume of lost customer messages based on previously known values. This estimated customer message volume will be provided to the customer. For terminating calls over FGA and FGB, FGC to 800, and FGD, and for originating calls over FGA (when the off-hook supervisory signal is provided by the customer's equipment

(*) Reinstating information that was inadvertently omitted under Transmittal No. 9.

(X) Filed under the authority of Special Permission Number 98-14 granted by the FCC.

6. Switched Access Service (Cont'd)

6.7 Rate Regulations (Cont'd)

Issued: November 22, 1994

Vice-President
 Regulatory
 Citizens Telecommunications Company
 3 High Ridge Park
 Stamford, CT 06905

Effective: December 1, 1994

ACCESS SERVICE

6.7.4 Measuring Access Minutes (Cont'd)

before the called party answers) and FGB, and FGD, the measured minutes are the chargeable access minutes. For originating calls over FGA (when the off-hook supervisory signal is forwarded by the customer's equipment when the called party answers), and FGC, chargeable originating access minutes are derived from recorded minutes in the following manner.

Step 1: Obtain recorded originating minutes and messages, measures as set forth in (B) and (D) following for the FGA, when the off-hook supervisory signal is forwarded by the customer's equipment when the called party answers and for FGC from the appropriate recording data.

Step 2: Obtain the total attempts by dividing the originating measured messages by the completion ratio. Completion ratios (CR) are obtained separately for the major call categories such as DDD, operator, 500, 800, 900, directory assistance and international from a sample study which analyzes the ultimate completion status of the total attempts which receive acknowledgement from the customer. That is, Measured Messages divided by Completion Ratio equals Total Attempts.

(N)

Step 3: Obtain the total non-conversation time additive (NCTA) by multiplying the total attempts (obtained in Step 2) by the NCTA per attempt ratio. The NCTA per attempt ratio is obtained from the sample study identified in Step 2 by measuring the

ACCESS SERVICE

6. Switched Access Service (Cont'd)

6.7 Rate Regulations (Cont'd)

6.7.4 Measuring Access Minutes (Cont'd)

Step 3: (Cont'd)

nonconversation time associated with both completed and uncompleted attempts. The total NCTA is the time on a completed attempt from customer acknowledgement of receipt of call to called party answer (set up and ringing) plus the time on an uncompleted attempt from customer acknowledgement of call until the Telephone Company access tandem or end office receives a disconnect signal (ring - no answer, busy or network blockage). That is, Total Attempts times Non-Conversation Time per Attempt Ratio equals Total NCTA. (S)(X)(Y)

Step 4: Obtain total chargeable originating access minutes by adding the total NCTA (obtained in Step 3) to the recorded originating measured minutes (obtained in Step 1). That is, Measured Minutes plus NCTA equals Chargeable Originating Access Minute.

Following is an example which illustrates how the chargeable originating access minutes are derived from the measured originating minutes using this formula.

(X) Effective date of material deferred from November 10, 1994 to December 1, 1994 by Special Permission No. 94-1269.

(Y) Effective date of material deferred from December 1, 1994 to January 24, 1995 by Special Permission No. 94-1315.

Issued: November 22, 1994

Vice-President
Regulatory
Citizens Telecommunications Company
3 High Ridge Park
Stamford, CT 06905

Effective: December 1, 1994

ACCESS SERVICE

6. Switched Access Service (Cont'd)

6.7 Rate Regulations (Cont'd)

6.7.4 Measuring Access Minutes (Cont'd)

Step 3: (Cont'd)

nonconversation time associated with both completed and uncompleted attempts. The total NCTA is the time on a completed attempt from customer acknowledgement of receipt of call to called party answer (set up and ringing) plus the time on an uncompleted attempt from customer acknowledgement of call until the Telephone (S)(X)(Y)
Company access tandem or end office receives a (S)(X)(Y)
disconnect signal (ring - no answer, busy or network blockage). That is, Total Attempts times Non-Conversation Time per Attempt Ratio equals Total NCTA.

Step 4: Obtain total chargeable originating access minutes by adding the total NCTA (obtained in Step 3) to the recorded originating measured minutes (obtained in Step 1). That is, Measured Minutes plus NCTA equals Chargeable Originating Access Minute.

Following is an example which illustrates how the chargeable originating access minutes are derived from the measured originating minutes using this formula.

ACCESS SERVICE

6. Switched Access Service (Cont'd)

6.7 Rate Regulations (Cont'd)

6.7.4 Measuring Access Minutes (Cont'd)

(A) Assumed Minutes of Use (Cont'd)

- (1) Where originating and terminating measurement capability does not exist for a FGA service arranged for two way calling, the number of assumed access minutes as set forth under the 2-way total in

Section 20 following will apply per line. Where measurement capability exists for either originating or terminating usage, but not both, on a line arranged for two way calling, the number of access minutes per line will be the number of assumed access minutes as set forth under the "2-Way" total in Section 20 following or the measured usage, whichever is greater.

Where a FGA service is arranged for either originating calling only or terminating calling only, the number of assumed access minutes as set forth under "Originating" or "Terminating" in Section 20 following, as appropriate, will apply per line.

Where measurement capability does not exist for FGA service, the originating and/or terminating CCL rate as set forth in Section 3 preceding will be applied based on the directionality of the line, (i.e., originating or terminating). For lines arranged for two-way calling, other than those arranged for foreign exchange service, 53% of the "Two-Way" surrogate will be used to apply the originating CCL rate and 47% of the "Two-way" surrogate will be used to provide a foreign exchange service, the

ACCESS SERVICE

6. Switched Access Service (Cont'd)

6.7 Rate Regulations (Cont'd)

6.7.4 Measuring Access Minutes (Cont'd)

(A) Assumed Minutes of Use (Cont'd)

(1) (Cont'd)

terminating CCL rate shall apply to all originating and terminating assumed minutes of use.

- (2) Where originating and terminating measurement capability does not exist for FGB service provided to an end office switch or Telephone Company access (S)(X)(Y) tandem, the number of access minutes will be the "2-Way" assumed minutes of use as set forth in Section 20 following, per trunk per month when the trunk is arranged for two way calling. Where measurement capability exists for either originating or terminating usage, but not both, on a trunk arranged for two way calling, the number of access minutes per trunk per month will be the "2-Way" assumed minutes of use or the measured usage whichever is greater.

Where a FGB service is arranged for either originating calling only or terminating calling only, the "Originating Only", or, "Terminating Only" assumed minutes of use, as set forth in Section 20 following, will apply per trunk per month for trunks arranged for originating calling only or terminating calling only.

(X) Effective date of material deferred from November 10, 1994 to December 1, 1994 by Special Permission No. 94-1269.

(Y) Effective date of material deferred from December 1, 1994 to January 24, 1995 by Special Permission No. 94-1315.

ACCESS SERVICE

6. Switched Access Service (Cont'd)

6.7 Rate Regulations (Cont'd)

6.7.4 Measuring Access Minutes (Cont'd)

(A) Assumed Minutes of Use (Cont'd)

(2) (Cont'd)

Where originating or terminating measurement capability does not exist for FGB service provided to a Telephone Company access tandem, the number (S)(X)(Y) of assumed access minutes will be allocated to each subtending end office for the purposes of applying Local Transport charges. This usage allocation will be based on the ratio of the number of subscriber lines in each end office to the total number of subscriber lines in the FGB Access Area.

(B) Feature Group A Usage Measurement

For originating calls over FGA, usage measurement begins when the originating FGA entry switch receives an off-hook supervisory signal forwarded from the customer's point of termination. This off-hook signal may be provided by the customer's equipment before the called party answers, or forwarded by the customer's equipment when the called party answers.

The measurement of originating call usage over FGA ends when the originating FGA entry switch receives an on-hook supervisory signal from either the originating end user's office, indicating the originating end user has disconnected, or the customer's point of termination, whichever is recognized first by the entry switch.

(X) Effective date of material deferred from November 10, 1994 to December 1, 1994 by Special Permission No. 94-1269.

(Y) Effective date of material deferred from December 1, 1994 to January 24, 1995 by Special Permission No. 94-1315.

ACCESS SERVICE

6. Switched Access Service (Cont'd)

6.7 Rate Regulations (Cont'd)

6.7.4 Measuring Access Minutes (Cont'd)

(B) Feature Group A Usage Measurement (Cont'd)

Dedicated Transport Mileage for premium and non premium rated access minutes in the originating direction over Feature Group A Switched Access Service will be calculated on an airline basis, using the V&H coordinates method. The mileage measurement will be between the first point of switching (end office switch where the Feature Group A switching dial tone is provided) and the customer's serving wire center for the Switched Access provided.

(T)

For terminating calls over FGA, usage measurement begins when the terminating FGA entry switch receives an off-hook supervisory signal from the terminating end user's end office, indicating the terminating end user has answered.

The measurement of terminating call usage over FGA ends when the terminating FGA entry switch receives an on-hook supervisory signal from either the terminating end user's end office, indicating the terminating end user has disconnected, or the customer's point of termination, whichever is recognized first by the entry switch.

The Local Transport mileage for terminating Feature Group A Switched Access Service will be measured in two segments. Direct Trunked Transport mileage will be measured between the customer's serving wire center and the first point of switching (i.e., the end office

ACCESS SERVICE

6. Switched Access Service (Cont'd)

6.7 Rate Regulations (Cont'd)

6.7.4 Measuring Access Minutes (Cont'd)

(B) Feature Group A Usage Measurement (Cont'd)

switch where the Feature Group A switching dial tone is provided).
Tandem Switched Transport is distance sensitive.*

(C) Feature Group B Usage Measurement

For originating calls over FGB, usage measurement begins when the originating FGB entry switch receives answer supervision forwarded from the customer's point of termination, indicating the customer's equipment has answered.

The measurement of originating call usage over FGB ends when the originating FGB entry switch receives disconnect supervision from either the originating end user's end office, indicating the originating end user has disconnected, or the customer's point of termination, whichever is recognized first by the entry switch.

For terminating calls over FGB, usage measurement begins when the terminating FGB entry switch receives answer supervision from the terminating end user's end office, indicating the terminating end user has answered.

* Not applicable to Citizens Telecommunications Company of Arizona and Citizens Telecommunications Company of California.

ACCESS SERVICE

6. Switched Access Service (Cont'd)

6.7 Rate Regulations (Cont'd)

6.7.4 Measuring Access Minutes (Cont'd)

(C) Feature Group B Usage Measurement (Cont'd)

The measurement of terminating call usage over FGB ends when the terminating FGB entry switch receives disconnect supervision from either the terminating end user's end office, indicating the terminating end user has disconnected, or the customer's point of termination, whichever is recognized first by the entry switch.

(D) Feature Group C Usage Measurement

For originating calls over FGC, usage measurement begins when the originating FGC entry switch receives answer supervision from the customer's point of termination, indicating the called party has answered.

The measurement of originating call usage over FGC ends when the originating FGC entry switch receives disconnect supervision from either the originating end user's end office, indicating the originating end user has disconnected, or the customer's point of termination, whichever is recognized first by the entry switch.

For terminating calls over FGC to services other than 500, 800, 888, 900 or directory assistance, terminating FGC usage is not directly measured at the terminating entry switch, but is imputed from originating usage, excluding usage from calls to 500, 800, 888, 900 or directory assistance services. Jurisdictional assignment of 800/888 service over FGC is imputed for both originating and terminating usage.	(C) (X)
	(C) (X)
	(C) (X)

(X) Issued under the authority of Special Permission No. 96-170 granted by the FCC.

ACCESS SERVICE

6. Switched Access Service (Cont'd)

6.7 Rate Regulations (Cont'd)

6.7.4 Measuring Access Minutes (Cont'd)

(D) Feature Group C Usage Measurement (Cont'd)

The Telephone Company shall review for reasonableness on a quarterly basis all factors used in imputing terminating minutes. Factors will be modified when necessary based on the review.

For terminating calls over FGC to 500, 800, 888 or 900 Service, usage measurement begins when the terminating FGC entry switch receives answer supervision from the terminating end user's end office, indicating the terminating 500, 800, 888 or 900 Service end user has answered. (C) (X)

The measurement of terminating call usage over FGC to 500, 800, 888 or 900 Service ends when the terminating FGC entry switch receives an off-hook supervisory signal from the terminating end user's end office, indicating the terminating 500, 800, 888 or 900 Service end user has disconnected, or from the customer's point of termination, whichever is recognized first by the entry switch. (C) (X)

(E) Feature Group D Usage Measurement

For originating calls over FGD, provided with Multi-Frequency Signaling, usage measurement begins when the originating FGD entry switch receives the first wink supervisory signal forwarded from the customer's point of termination.

(X) Issued under the authority of Special Permission No. 96-170 granted by the FCC.

ACCESS SERVICE

6. Switched Access Service (Cont'd)

6.7 Rate Regulations (Cont'd)

6.7.4 Measuring Access Minutes (Cont'd)

(E) Feature Group D Usage Measurement (Cont'd)

For originating calls over FGD provided with Signaling System 7 (SS7)* Signaling when the FGD end office is not routed through a Telephone Company access tandem for connection to the customer, usage measurement begins when the SS7* Initial Address Message is sent from the Service Switching Point (SSP) to the Service Transfer Point (STP). (T)

For originating calls over FGD provided with Signaling System 7 (SS7)* signaling when the FGD end office is routed through a tandem for connection to the customer, usage measurement begins when the FGD end office receives the SS7* Exit Message from the tandem. (T)

The measurement of originating call usage over FGD provided with Multi-Frequency Signaling ends when the originating FGD entry switch receives disconnect supervision from either the originating end user's end office, indicating the originating end user has disconnected, or the customer's point of termination, whichever is recognized first by the entry switch.

The measurement of originating call usage over FGD provided with SS7* Signaling ends when the originating FGD end office receives an SS7* Release Message indicating either the originating or terminating end user has disconnected. (T)

(*) SS7 Signalling is available only where technically feasible. (N)

ACCESS SERVICE

6. Switched Access Service (Cont'd)

6.7 Rate Regulations (Cont'd)

6.7.4 Measuring Access Minutes (Cont'd)

(E) Feature Group D Usage Measurement (Cont'd)

For terminating calls over FGD, provided with Multi-Frequency Signaling, where measurement capability exists, the measurement of access minutes begins when the terminating FGD entry switch receives answer supervision from the terminating end user's end office, indicating the terminating end user has answered.

The measurement of terminating call usage over FGD ends when the terminating FGD entry switch receives disconnect supervision from either the terminating end user's end office, indicating the terminating end user has disconnected, or the customer's point of termination, whichever is recognized first by the entry switch.

For terminating calls over FGD with SS7* signaling, usage measurement begins when the terminating recording switch receives answer supervision from the terminating end user. The Telephone Company switch receives answer supervision and sends the indication to the customer in the form of an answer message. The measurement of terminating FGD call usage ends when the entry switch receives or sends a release message, whichever occurs first.

(T)

(*) SS7 Signalling is available only where technically feasible.

(N)

ACCESS SERVICE

6. Switched Access Service (Cont'd)6.7 Rate Regulations (Cont'd)6.7.4 Measuring Access Minutes (Cont'd)(F) SAC Access Service Usage Measurement

SAC Access Service usage measurement shall be in accordance with the regulations set forth for FGC and FGD. Specifically, for usage originating from end offices not equipped with equal access capabilities, access minutes shall be measured in the same manner in which FGC access minutes are measured. For usage originating from end offices equipped with equal access capabilities, access minutes shall be measured in the same manner in which FGD access minutes are measured.

(G) Feature Groups B, C, and D - Alternate Traffic Routing

When the Alternate Traffic Routing optional feature is provided with Feature Groups B, C or D, the Local Transport access minutes will be apportioned between the two trunk groups used to provide this feature. Such apportionment will be made using: (1) actual minutes of use if available, (2) standard Telephone Company traffic engineering methodology and will be based on the last trunk CCS desired for the high usage group, as described in 6.3.7(n) preceding (Alternate Traffic Routing), and the total busy hour minutes of capacity ordered to the end office, when the feature is provided at an end office switch, or to the subtending end offices when the feature is provided at an access tandem switch, or (3) an apportionment mutually agreed to by the Telephone Company and the customer. This apportionment will serve as the basis for Local Transport calculation.

ACCESS SERVICE

6. Switched Access Service (Cont'd)

6.7 Rate Regulations (Cont'd)

6.7.4 Measuring Access Minutes (Cont'd)

(H) Feature Groups B, C, and D - Remote Offices

The Local Transport mileage for Feature Groups B, C, and D Switched Access Service provided to a Remote Office will be measured in multiple segments. When the facility is directly trunked to the Host Office, Direct Trunked Facility mileage will be measured between the customer's serving wire center and the Host Office, and Tandem Switched Facility mileage will be measured between the Host Office and the Remote Office. The Tandem Switching charge will not apply.

When the facility is directly trunked to a tandem, Direct Trunked Facility will be measured from the Serving Wire Center to the tandem, Tandem Switched Facility will be measured from the tandem to the host, and another segment of Tandem Switched Facility will be measured from the host to the remote. A Tandem Switching charge will be applicable at the tandem.

When service to the remote is ordered as only Tandem Switched Facility, mileage will be separately measured between the serving wire center and the host and between the host and the end office. The Tandem Switching charge will be applicable at the tandem.

ACCESS SERVICE

6. Switched Access Service (Cont'd)

RESERVED FOR FUTURE USE

(D)

(D)

ACCESS SERVICE

6. Switched Access Service (Cont'd)

6.7 Rate Regulations (Cont'd)

6.7.5 Signaling for Tandem Switching (Cont'd)

When a customer orders Signaling for Tandem Switching the Customer shall be responsible for all usage charges (i.e., originating and terminating) associated with the facility, unless, the customer agrees to furnish the Telephone Company, at no charge, the call detail record which will allow the Telephone Company to bill second parties for usage carried over the facilities. The call detail record must be submitted in industry standard format (i.e., Expanded Message Record 11020 record), on a daily basis, via electronic or magnetic tape, and on an end office level basis. (Z)

If the customer fails to provide the call detail records within 30 days from the call activity date, to bill their customer(s) for usage carried over the facilities, then the customer will be billed for the usage for that period.

ACCESS SERVICE

6. Switched Access Service (Cont'd)6.8 Flexible Automatic Number Identification (FLEX ANI)

(X)

6.8.1 Service Description

Flex ANI provides for the addition of Flex ANI capability to Feature Group D (FGD) trunk groups equipped with Automatic Number Identification (ANI). FLEX ANI is a switching optional feature that enhances the existing Automatic Number Identification (ANI) optional feature by allowing FGD customers to receive additional information digits. Payphone Specific Coding is provided through FLEX ANI to the Interexchange Carrier for the purpose of identifying calls from payphones so that the interexchange carrier can pay compensation to Paystation Service Providers for customer toll free access and access code calls.

For the Flexible Automatic Number Identification optional feature the IXC shall place one order for each Carrier Identification Code (CIC) per LATA, for all end offices equipped to provide Flex ANI within the LATA.

(S)

(S)

Flex ANI is available in suitably equipped end offices as identified in NATIONAL EXCHANGE CARRIER ASSOCIATION, INC. TARIFF F.C.C. NO. 4.

(X)

(S) Reissued material filed under Transmittal No. 124 scheduled to become effective September 10, 2002.

(X) Issued on less than 15 days' notice under the authority of Special Permission No. 02-117. This restores most material currently effective that was removed under Transmittal No. 124.

(This page filed under Transmittal No. 125)
Vice President Regulatory, 180 S. Clinton Ave., Rochester, NY 14646