

## ACCESS SERVICE

26. SONET Services26.1 Service Descriptions26.1.1 IntelliLight® Dedicated SONET Ring (IDSR)#

## (A) Basic Channel Description

IntelliLight® Dedicated SONET Ring (IDSR) is an optical carrier channel for synchronous transmission of 155.52 Mbps (OC-3 provided as three STS-1 channels), 622.08 Mbps (OC-12 provided as twelve STS-1 channels) and 2.488 Gbps (OC-48 provided as forty-eight STS-1 channels) data with inherent protection. IDSR channels are provided between customer designated premises or between a customer designated premises and a Central Office Node and may be configured with a ring architecture\*. At wire centers with a CO Node, IDSR channels may be connected with other IDSR channels of the same or different speed, with DS3 or DS1 asynchronous services or with NYNEX Enterprise ATM Cell Relay Service as set forth in Section 27. following, IntelliLight® Entrance Facility as set forth in Section 26.1.4 following, IntelliLight® Broadband Transport as set forth in Section 26.1.5 following or IntelliLight® Shared Single Path as set forth in Section 26.1.6 following.

IDSR consists of SONET Distribution Channels (SDCs), Central Office (CO) Nodes, Premises Nodes, Premises Ports, Central Office Extensions, Channel Mileage and Optional Features and Functions. Each component is described following. Service must consist of a minimum of three nodes, two of which must be provided by the Telephone Company. A node is a designation of either a customer location or Company wire center that has Add/Drop Multiplexing (ADM) capability.

- # IDSR as set forth in this Section 26.1 has been replaced by IntelliLight® Dedicated SONET Ring as set forth in Sections 6.2.13 and 7.2.17 preceding for Switched Access Service and Special Access Service, respectively. Notwithstanding the regulations set forth in Sections 6.2.13 and 7.2.17 preceding, the Telephone Company will continue to provide IDSR as set forth in this Section 26.1 to customers who are subscribing to, or have on order (i.e., a signed application for service or an Access Service Request has been issued), such service as of June 15, 2000. Such services will be provided for eighteen months, unless the customer subscribes to such IDSR under a Service Discount Plan, in which case IDSR will be provided through to the end of the customer's selected commitment period. The Service Discount Plan commitment period for such service may not be extended under the terms set forth in 6.7.16(B)(5) or 7.4.10(E). (N)
- \* As of December 9, 1999, IDSR is no longer available as two-point, basic(non-ring) service configured through only two Telephone Company provided nodes. The Telephone Company will continue to provide two-point basic service to customers who are subscribing to, or have on order, such service as of December 9, 1999. The customer may retain its basic service until such time as (i) its designated premises is moved; (ii) it requests that the wire center in which a CO Node is located be changed to a different wire center; (iii) it requests a change to the service which results in a discontinuance and installation of a new service; or (iv) its Service Discount Plan commitment period is completed. (N)

(TR 1293)

Issued: June 1, 2000

Effective: June 16, 2000

ILLUSTRATIVE  
ACCESS SERVICE26. SONET Services26.1 Service Descriptions

## 26.1.1 IntelliLight® Dedicated SONET Ring (IDSR)# (C)

## (A) Basic Channel Description (Cont'd)

## (1) SONET Distribution Channels (SDCs)

The SDC provides for the portion of the optical carrier channel which connects the customer designated premises and its associated serving wire center and is provided with facility redundancy for protection in the event of a failure. The level of protection inherent in the IDSR transmission facilities may be limited by the customer's selection of premises node equipment or the manner in which such premises node equipment is configured. Network designs comprised of two or more SDCs and three or more nodes will experience on average a transmission capacity loss per SDC.

Except when IDSR is provided in certain two-point service configurations as set forth in (B) following, the SDC must be connected to a Telephone Company provided or customer provided Premises Node at the customer designated premises.

The application of the SDC rates are set forth in (E) following.

# Service availability limited. See # footnote on Page 26-1. (N)

(TR 1293)

Issued: June 1, 2000

Effective: June 16, 2000

Vice President  
2980 Fairview Park Drive, Falls Church, VA 22042

## ACCESS SERVICE

26. SONET Services (Cont'd)26.1 Service Descriptions (Cont'd)26.1.1 IntelliLight® Dedicated SONET Ring (IDSR)# (Cont'd)

(C)

## (A) Basic Channel Description (Cont'd)

## (2) Central Office (CO) Nodes

The CO Node provides the Add/Drop Multiplexing (ADM) capability at a wire center selected by the customer. ADM capability provides for lower level services to be added to, or dropped from, the optical carrier channel. The CO Node also performs electrical to optical conversions and controls the operation of the ring, when service is configured in a ring architecture. CO Nodes may be included in a ring architecture by connecting one CO Node to another CO Node(s), for which the Channel Mileage component will apply as set forth in (3) following, and/or connecting to a Premises Node(s) for which the SDC component will apply as set forth in (1) preceding.

In wire centers equipped with a CO Node, asynchronous services may be connected to IDSR, subject to the regulations and rates and charges set forth in (5) following.

For IDSR provided in certain two-point service configurations as set forth in (B) following, the serving wire center(s) of the customer designated premises involved must be equipped with CO Nodes, unless the two-point service is derived from Telephone Company provided premises node equipment.

The application of the CO Node rates are set forth in (E) following.

# Service availability limited. See # footnote on Page 26-1.

(N)

(TR 1293)

Issued: June 1, 2000

Effective: June 16, 2000

Vice President  
2980 Fairview Park Drive, Falls Church, VA 22042

## ACCESS SERVICE

26. SONET Services (Cont'd)26.1 Service Descriptions (Cont'd)26.1.1 IntelliLight® Dedicated SONET Ring (IDSR)# (Cont'd) (C)

## (A) Basic Channel Description (Cont'd)

## (3) Channel Mileage

The Channel Mileage component provides for the transmission facilities, with back-up protection, between the serving wire centers of the customer designated premises or between a serving wire center associated with a customer designated premises and a wire center equipped with a CO Node. For example, when an OC48 that is channelized to OC-12 at a wire center with a CO Node is transported to a different wire center, OC-12 channel mileage will apply between the two wire centers. The mileage used to determine the monthly rate for the Channel Mileage component is specified in Section 7.4.6 preceding.

When Switched Access Service Direct Trunked Transport is provided from a IDSR CO Node to an end office or access tandem switch, Direct Trunked Transport Channel Mileage as set forth in Section 6. preceding applies between the wire center at which the DS3 or DS1 Direct Trunked Transport is added to, or dropped from the IDSR service and the end office or access tandem switch to which the Direct Trunked Transport terminates.

When ISSP STS1 provides the transport from an IDSR CO Node to an end office or access tandem, channel mileage as set forth in Section 26.6 following applies between the wire center at which the STS1 is added to, or dropped from, the IDSR service and the end office or access tandem to which the STS1 transport terminates.

The application of Channel Mileage rates are set forth in (E) following.

## (4) Premises Nodes

The Premises Node provides the Add/Drop Multiplexing (ADM) capability necessary to terminate channelized OC-3, channelized OC-12 or channelized OC-48 services at the customer designated premises. The Premises Node may be provided by either the Telephone Company or the customer as follows.

# Service availability limited. See # footnote on Page 26-1. (N)

(TR 1293)

Issued: June 1, 2000

Effective: June 16, 2000

Vice President  
2980 Fairview Park Drive, Falls Church, VA 22042

## ACCESS SERVICE

26. SONET Services (Cont'd)26.1 Service Descriptions (Cont'd)26.1.1 IntelliLight® Dedicated SONET Ring (IDSR)# (Cont'd) (C)

## (A) Basic Channel Description (Cont'd)

## (4) Premises Nodes (Cont'd)

## (a) Telephone Company Provided Premises Nodes

The Telephone Company will provide Premises Node equipment which meets the technical and timing requirements delineated in Technical Reference GR-253-CORE, Issue No. 1.

When the Telephone Company provides the Premises Node, it will be installed in a common space at the customer designated premises and will be under Telephone Company control.

Lower level services (e.g., DS3) may be added to, or dropped from, the channelized optical carrier through a premises port on the Premises Node equipment allowing for termination of lower level services at customer designated premises. Premises ports are provided subject to the regulations and rates set forth in (6) following.

## (b) Customer Provided Premises Nodes

When the customer provides the Premises Node equipment, the premises node equipment must be compatible with Telephone Company CO Node equipment. At the option of the customer, timing may be provided by the customer by a stratum 3 source or may be derived from the Telephone Company wire center serving the premises where the Premises Node is located. The level of protection inherent in the IDSR transmission facilities may be limited by the customer's selection of premises node equipment or the manner in which such premises node equipment is configured.

The technical and compatibility requirements for customer provided Premises Node equipment are delineated in Technical Reference GR-253-CORE, Issue 2.

When the customer provides the premises node equipment at its designated premises, Premises Ports as set forth in (6) following will not be provided.

# Service availability limited. See # footnote on Page 26-1. (N)

(TR 1293)

Issued: June 1, 2000

Effective: June 16, 2000

Vice President  
2980 Fairview Park Drive, Falls Church, VA 22042

## ACCESS SERVICE

26. SONET Services (Cont'd)26.1 Service Descriptions (Cont'd)26.1.1 IntelliLight® Dedicated SONET Ring (IDSR)# (Cont'd)

(C)

## (A) Basic Channel Description (Cont'd)

## (4) Premises Nodes (Cont'd)

At the customer's option, traffic may be split between two Premises Nodes at its designated premises, subject to regulations and rates for the Premises Node Diversity optional feature set forth in (7)(a) following.

The application of the Premises Node rates are set forth in (E) following.

## (5) Central Office Extensions

Central Office Extensions provide for connection between IDSR and asynchronous services within the same wire center, between an IDSR and an ATM Cell Relay Service User Network Interface (UNI) within the same wire center or for the ability to derive an OC-3 from an OC-12 or OC-48 CO Node for certain two-point service configurations as set forth in (B) following. IDSR may provide a portion of the transmission facilities over which an asynchronous service is transported between customer designated premises, between a customer designated premises and a Frame Relay Service port connection or ATM User Network Interface, or between a customer designated premises and an end office or access tandem. For example, a NES DS3 may be connected to IDSR at a wire center equipped with a CO Node allowing the DS3 to be delivered to the customer designated premises over a channel of IDSR. Rates and charges for the asynchronous service are not applicable to the portion of the asynchronous service which is delivered over IDSR.

When a DS1 Central Office Extension is provided from an OC-3 Service which was derived from an OC-12 or OC-48 Service, the maximum number of STS-3 channels on the OC-12 or OC-48 Service may be reduced.

Asynchronous services are specified in Sections 6. and 7. preceding. ATM Cell Relay Service is as specified in Section 27. following.

The Central Office Extensions which may be used with Switched Access Services are the DS1, DS3 and STS1 Central Office Extensions.

IEF services, as set forth in 26.1.4 following, may be connected to IDSR for which an STS1 Central Office Extension will apply.

The application of the Central Office Extension rates are set forth in (E) following.

# Service availability limited. See # footnote on Page 26-1.  
(TR 1293)

(N)

Issued: June 1, 2000

Effective: June 16, 2000

ACCESS SERVICE

26. SONET Services (Cont'd)

26.1 Service Descriptions (Cont'd)

26.1.1 IntelliLight® Dedicated SONET Ring (IDSR)# (Cont'd)

(C)

(A) Basic Channel Description (Cont'd)

(5) Central Office Extensions (Cont'd)

Asynchronous services are specified in Sections 6. and 7. preceding. ATM Cell Relay Service is as specified in Section 27. following. Frame Relay Service is as specified in Section 17. preceding.

The Central Office Extensions which may be used with Switched Access Services are the DS1, DS3 and STS1 Central Office Extensions.

The Central Office Extensions which may be used with Frame Relay Service are the DS1 and DS3 Central Office Extensions.

The Central Office Extensions which may be used with ATM Cell Relay Service are the DS1, DS3 and OC-3 Central Office Extensions.

IEF services, as set forth in 26.1.4 following, may be connected to IDSR for which an STS1 Central Office Extension will apply.

The application of the Central Office Extension rates are set forth in (E) following.

# Service availability limited. See # footnote on Page 26-1.

(N)

(TR 1293)

Issued: June 1, 2000

Effective: June 16, 2000

Vice President  
2980 Fairview Park Drive, Falls Church, VA 22042

## ACCESS SERVICE

26. SONET Services (Cont'd)26.1 Service Descriptions (Cont'd)26.1.1 IntelliLight® Dedicated SONET Ring (IDSR)# (Cont'd)

(C)

## (A) Basic Channel Description (Cont'd)

## (6) Premises Ports

A premises port is the termination of a customer's lower bit rate service that is connected to the Telephone Company provided premises node equipment. Premises ports are not provided when the customer provides the premises node equipment.

The following Premises Ports are offered.

<u>Premises Node Bandwidth Capacity</u>	<u>Available Premises Ports</u>				
	<u>DS1#</u>	<u>DS3#</u>	<u>STS1#</u>	<u>OC-3*</u>	<u>OC-12*</u>
OC-3	X	X	X		
OC-12	X**	X	X	X	
OC-48	X**	X	X	X	X

\* May be provided in a concatenated format as an STS-3c or STS-12c signal as set forth in (B) following.

\*\* When provided from an OC-3 Service which was derived from an OC-12 or OC-48 Service, the regulations set forth in (E)(1) following apply. The maximum number of STS-3 channels may be reduced in this configuration.

# Available for use with Switched Access Services.

The Premises Ports available for use with Frame Relay Service are the DS1 and DS3 Premises Ports only.

# Service availability limited. See # footnote on Page 26-1.

(N)

(TR 1293)

Issued: June 1, 2000

Effective: June 16, 2000

Vice President  
2980 Fairview Park Drive, Falls Church, VA 22042



ACCESS SERVICE

26. SONET Services (Cont'd)

26.1 Service Descriptions (Cont'd)

26.1.1 IntelliLight® Dedicated SONET Ring (IDSR)# (Cont'd)

(C)

(A) Basic Channel Description (Cont'd)

(6) Premises Ports (Cont'd)

The application of the Premises Port rates are set forth in (E) following.

When service is provided between two OC-3 Premises Ports derived from an OC-12 or OC-48 Service or two OC-12 Premises Ports derived from an OC-48 Service, the two-point OC-3 or OC-12 service is also subject to the regulations set forth in (B) following.

IEF services, as set forth in 26.1.4 following, may be connected to IDSR for which an STS1 Premises Port will apply.

IBT services, as set forth in 26.1.5 following, may be connected to IDSR for which an OC-3 or OC-12 Premises Port will apply, as appropriate.

Switched Access DS3 and DS1 Services as set forth in Section 6. preceding and ISSP STS1 service as set forth in 26.1.6 following may be connected to IDSR for which a DS3, DS1 or STS1 Premises Port will apply, as appropriate.

# Service availability limited. See # footnote on Page 26-1.

(N)

(TR 1293)

Issued: June 1, 2000

Effective: June 16, 2000

Vice President  
2980 Fairview Park Drive, Falls Church, VA 22042

ACCESS SERVICE

26. SONET Services (Cont'd)

26.1 Service Descriptions (Cont'd)

26.1.1 IntelliLight® Dedicated SONET Ring (IDSR)# (Cont'd) (C)

(A) Basic Channel Description (Cont'd)

(7) Optional Features and Functions

Premises Node Diversity

This option provides for traffic to be split between two premises nodes at a single customer designated premises. The Telephone Company will work cooperatively with the customer in determining the proportion of traffic which is delivered to each of the premises nodes. The two premises nodes arranged in this manner will be connected to the same SONET Distribution Channel.

The application of the Premises Node Diversity Optional Feature rate is set forth in (E) following.

# Service availability limited. See # footnote on Page 26-1. (N)

(TR 1293)

Issued: June 1, 2000

Effective: June 16, 2000

Vice President  
2980 Fairview Park Drive, Falls Church, VA 22042

## ACCESS SERVICE

26. SONET Services (Cont'd)26.1 Service Descriptions (Cont'd)26.1.1 IntelliLight® Dedicated SONET Ring (IDSR)# (Cont'd)

(C)

## (B) Two-Point Service Configurations\*

IDSR may be provided in certain two-point service configurations allowing for the synchronous transmission of 155.52 Mbps data between customer designated premises. The connection may be made as a derived OC-3 service from Telephone Company provided OC-12 or OC-48 premises node equipment, OC-12 or OC-48 CO Node equipment or a combination of the two. When two-point service is derived from CO Node equipment, an OC-3 Central Office Extension as set forth in (A)(5) preceding applies. The OC-3 capacity may be provided in either a channelized format as an STS-3 signal or in a concatenated format as an STS-3c signal (a single signal of 3 combined STS-1s) as determined by the channel interface selected by the customer. The customer must provide equipment at its designated premises which is capable of receiving the 155.52 Mbps optical signal delivered by the Telephone Company.

Telephone Company provided OC-3 premises node equipment is not provided at any customer designated premises to which the two-point service configuration has been ordered. However, when the two-point service is derived from Telephone Company provided OC-12 or OC-48 premises node equipment, the termination at the customer designated premises will be an OC-3 Premises Port as specified in (A)(6) preceding.

## (C) Technical Specifications

The technical specifications for IDSR are delineated in GR-253-CORE, Issue 2.

The technical specifications for Switched Access Services are delineated in Section 6. preceding.

The technical specifications for Special Access Services are delineated in Section 7. preceding.

The technical specifications for ATM Cell Relay Service are delineated in Section 27. following.

The technical specifications for Frame Relay Service are delineated in Section 17. preceding.

# Service availability limited. See # footnote on Page 26-1.

(N)

\* As of December 9, 1999, IDSR two-point service configurations which do not include a minimum of three nodes are no longer available. See footnote on Page 26-1 for complete details.

(TR 1293)

Issued: June 1, 2000

Effective: June 16, 2000

Vice President  
2980 Fairview Park Drive, Falls Church, VA 22042

## ACCESS SERVICE

26. SONET Services (Cont'd)26.1 Service Descriptions (Cont'd)26.1.1 IntelliLight® Dedicated SONET Ring (IDSR)# (Cont'd)

(C)

## (D) Channel Interface Codes

This section explains the Channel Interface codes that the customer must specify when ordering IDSR. Included is a glossary of Channel Interface Codes and options.

## (1) Glossary of Channel Interface Codes and Options

<u>Code</u>	<u>Option</u>	<u>Definition</u>
SO	-	SONET Optical
	- AB	Long Range Multilongitudinal Mode (LR1-MLM) bidirectional ring
	- AU	LR1-MLM unidirectional ring
	- BB	Long Range Single Longitudinal Mode (LR1-SLM) bidirectional ring
	- BU	LR1-SLM unidirectional ring
	- CB	Intermediate Range Multilongitudinal Mode (IR1-MLM) bidirectional ring
	- CB	IR1-MLM unidirectional ring
	- DB	Intermediate Range Single Longitudinal Mode (IR1-SLM) bidirectional ring
	- DU	IR1-SLM unidirectional ring
	- EB	Short Range Multilongitudinal Mode Light Emitting Diode (SR-MLM/LED) bidirectional ring
	- EU	SR-MLM/LED unidirectional ring
	- FB	Short Range Multilongitudinal Mode (SR-MLM) bidirectional ring
	- FU	SR-MLM unidirectional ring
	- I	Bidirectional Ring
	- U	Unidirectional Ring

# Service availability limited. See # footnote on Page 26-1.

(N)

(TR 1293)

Issued: June 1, 2000

Effective: June 16, 2000

Vice President  
2980 Fairview Park Drive, Falls Church, VA 22042

## ACCESS SERVICE

26. SONET Service (Cont'd)26.1 Service Descriptions (Cont'd)26.1.1 IntelliLight® Dedicated SONET Ring (IDSR)# (Cont'd) (C)

## (D) Channel Interface and Network Channel Codes (Cont'd)

## (1) Glossary of Channel Interface Codes and Options (Cont'd)

<u>Code</u>	<u>Option</u>	<u>Definition</u>
SM		SONET mapping (See Technical Reference GR-253-CORE, Issue 2)
ST	-	Synchronous Transmission Signal (STS)
	- A	STS-1 (51.840 Mbps)
	- B	STS-3 (155.52 Mbps)
	- C	STS-3c (155.52 Mbps) concatenated

## (2) Channel Interface Codes

Interface Code  
and Speed Option

04S0F.A  
04S0F.AB  
04S0F.AU  
04S0F.C  
04S0F.CB  
04S0F.CU  
04S0F.EB  
04S0F.EU  
04S0F.FB  
04S0F.FU  
  
02STF.B  
02STF.C  
04STF.B  
04STF.C  
02S0F.I  
04S0F.I  
02S0F.U  
04S0F.U

# Service availability limited. See # footnote on Page 26-1.

(N)

(TR 1293)

Issued: June 1, 2000

Effective: June 16, 2000

Vice President  
2980 Fairview Park Drive, Falls Church, VA 22042

## ACCESS SERVICE

26. SONET Services (Cont'd)26.1 Service Descriptions (Cont'd)26.1.1 IntelliLight® Dedicated SONET Ring (IDSR)# (Cont'd)

(C)

(D) Channel Interface and Network Channel Codes (Cont'd)

(3) Channel Interface Codes (Cont'd)

Interface Code  
and Speed Option02S0F.AB  
02S0F.AU  
02S0F.BB  
02S0F.BU  
02S0F.CB  
02S0F.CU  
02S0F.DB  
02S0F.DU  
02S0F.EB  
02S0F.EU  
02S0F.FB  
02S0F.FU  
02S0F.I  
02S0F.U04S0F.AB  
04S0F.AU  
04S0F.BB  
04S0F.BU\*  
04S0F.CB  
04S0F.CU  
04S0F.DB\*  
04S0F.DU  
04S0F.EB  
04S0F.EU  
04S0F.FB  
04S0F.FU

# Service availability limited. See # footnote on Page 26-1.

(N)

\* Not available with OC-3.

(TR 1293)

Issued: June 1, 2000

Effective: June 16, 2000

Vice President  
2980 Fairview Park Drive, Falls Church, VA 22042

## ACCESS SERVICE

26. SONET Services (Cont'd)26.1 Service Descriptions (Cont'd)26.1.1 IntelliLight® Dedicated SONET Ring (IDSR)# (Cont'd)

(C)

## (E) Application Of Rates

## (1) SONET Distribution Channels (SDCs)

The SDC rate applies per point of termination for the portion of the optical carrier channel which connects the customer designated premises with its serving wire center. The SDC rate is differentiated by the bandwidth capacity of the optical carrier channel. When IDSR is provided in a ring architecture, the SDC rate is also differentiated by the total number of SDCs and nodes on the ring as specified in Section 31.26 following.

When IDSR is provided with the Premises Node Diversity option as set forth in (A)(7)(a) preceding, or in any other configuration for which two Premises Nodes are provided at the same customer designated premises, only one SDC applies to connect the two Premises Nodes to the serving wire center. If two Premises Nodes are not the same bandwidth capacity, the SDC rate to be applied is the rate for the SDC with the higher bandwidth capacity.

When the SDC is connected to Premises Node equipment, the SDC rate applies whether the Telephone Company or the customer provides the Premises Node equipment.

The rates for the SDC rate elements are specified in Section 31.26.1(A), (B) and (C) following for OC-3, OC-12 and OC-48, respectively.

# Service availability limited. See # footnote on Page 26-1.

(N)

(TR 1293)

Issued: June 1, 2000

Effective: June 16, 2000

Vice President  
2980 Fairview Park Drive, Falls Church, VA 22042

## ACCESS SERVICE

26. SONET Services (Cont'd)26.1 Service Descriptions (Cont'd)26.1.1 IntelliLight® Dedicated SONET Ring (IDSR)# (Cont'd)

(C)

## (E) Application Of Rates

## (2) Central Office (CO) Nodes

The CO Node rate applies for each CO Node provided and is differentiated by the bandwidth capacity of the CO Node.

A Nonrecurring Charge applies only when a new CO Node is installed on a ring subsequent to the initial installation of the ring or when a CO Node which is included in the ring is moved to a new wire center.

The rates and charges for CO Nodes are set forth in Section 31.26.1(J) following.

## (3) Channel Mileage

Channel mileage rates apply between the serving wire centers of the customer designated premises or between a serving wire center of a customer designated premises and a wire center equipped with a CO Node. Channel mileage rates, which consist of a Fixed and Per Mile rate element, are differentiated by the bandwidth capacity of the interoffice channel, number of nodes involved and, when applicable, the number of wire centers as specified in Section 31.26.1(D), (E) and (F) following for OC-3, OC-12 and OC-48, respectively.

When IDSR is provided in a ring architecture (i.e., 3 or more nodes of the same speed), the first Channel Mileage rate component consists of a Fixed and Per Mile rate and the second and over Channel Mileage component consists of a Per Mile rate only. When IDSR is provided in a configuration for which two CO Nodes are provided in the same wire center, only one Channel Mileage element is applicable to connect the two CO Nodes to the ring. If the two CO Nodes are not the same bandwidth capacity, the Channel Mileage element applied will be that of the higher bandwidth capacity.

The rates for Channel Mileage are set forth in Section 31.26.1(D), (E) and (F) following.

# Service availability limited. See # footnote on Page 26-1.

(N)

(TR 1293)

Issued: June 1, 2000

Effective: June 16, 2000

Vice President  
2980 Fairview Park Drive, Falls Church, VA 22042



## ACCESS SERVICE

26. SONET Services (Cont'd)26.1 Service Descriptions (Cont'd)26.1.1 IntelliLight® Dedicated SONET Ring (IDSR)# Cont'd)

(C)

## (E) Application Of Rates

## (4) Premises Nodes

The Premises Node rate applies for each Premises Node provided and is differentiated by the bandwidth capacity of the Premises Node.

A Nonrecurring Charge applies only when a new Premises Node is installed on a ring subsequent to the initial installation of the ring or when a Premises Node which is included in the ring is moved to a new location. The nonrecurring charge does not apply to install a new Premises Node subsequent to the initial installation of the ring if the new Premises Node is not part of the ring. For example, when an OC-3 Premises Node is installed subsequent to the installation of the customer's IDSR ring, and the new node is not part of the customer's existing IDSR ring, the nonrecurring charge is not applicable.

The rates and charges for Premises Nodes are set forth in Section 31.26.1(M) following.

## (5) Central Office Extensions

The Central Office Extension rate applies for each asynchronous service which is connected to IDSR at a CO Node; for each synchronous OC-3 or OC-12 which is derived from a CO Node in the provision of a two-point service; for each STS1 which is connected to IEF service; or for each OC-3 or OC-12 which is connected to IBT service. The rate is differentiated by the data rate of the asynchronous service being connected (e.g., an asynchronous DS1 will require a DS1 Central Office Extension) or the capacity of the synchronous derived channel (i.e., OC-3). For two-point service configurations, as set forth in (B) preceding, an OC-3 Central Office Extension applies for each OC-3 derived from an OC-12 or OC-48 CO Node and an OC-12 Central Office Extension applies for each OC-12 derived from an OC-48 central office node.

An OC-3 or OC-12 Central Office Extension applies to connect an OC-3/3c or OC-12/12c capacity of a IDSR to IEF service as set forth in 26.1.4 following or IBT service as set forth in 26.1.5 following. Additionally, an STS1 Central Office Extension applies to connect to an STS1 provided from a IEF service.

The rates for Central Office Extensions are set forth in Section 31.26.1(L) following.

# Service availability limited. See # footnote on Page 26-1.  
(TR 1293)

(N)

Issued: June 1, 2000

Effective: June 16, 2000

## ACCESS SERVICE

26. SONET Services (Cont'd)26.1 Service Descriptions (Cont'd)26.1.1 IntelliLight® Dedicated SONET Ring (IDSR)# Cont'd)

(C)

## (E) Application Of Rates

## (6) Premises Ports

The Premises Port rate applies for each Premises Port provided and is differentiated by the data rate of the service being terminated. Premises Ports are not applicable when the customer provides the Premises Node equipment.

The rates and charges for Premises Ports are set forth in Section 31.26.1(O) following.

## (7) Optional Features and Functions

## (a) Premises Node Diversity

The rates and charges for Premises Node Diversity are the rates and charges for the two Premises Nodes being provided as specified in (4) preceding and one SONET Distribution Channel as specified in (1) preceding.

## (8) Two-Point Service Configurations\*

The rates and charges for two-point service configurations are differentiated by the manner in which two-point service is configured. For two-point service which is derived from a Telephone Company provided OC-12 or OC-48 premises node, an OC-3 or OC-12 Premises Port as specified in (6) preceding applies for each OC-3 or OC-12 derived from the premises node. For two-point service which is derived from an OC-12 or OC-48 Central Office Node, an OC-3 or OC-12 Central Office Extension as specified in (5) preceding and an OC-3 or OC-12 SONET Distribution Channel as specified in (1) preceding applies to each OC-3 or OC-12 extended. In addition, the rates for the OC-12 or OC-48 CO Node(s) as specified in (2) preceding and any associated Channel Mileage as set forth in (3) preceding also applies.

Additionally, all other applicable rate elements associated with the higher speed ring or service as set forth in (1) through (6) preceding apply.

## (9) Shared Use Arrangments on IDSR

When IDSR is arranged to carry both Switched Access and Special Access Services, the regulations set forth in Section 5.2.7 preceding apply.

# Service availability limited. See # footnote on Page 26-1.

(N)

\* As of December 9, 1999, IDSR two-point service configurations which do not include a minimum of three nodes are no longer available. See footnote on Page 26-1 for complete details.

(TR 1293)

Issued: June 1, 2000

Effective: June 16, 2000

Vice President  
2980 Fairview Park Drive, Falls Church, VA 22042

## ACCESS SERVICE

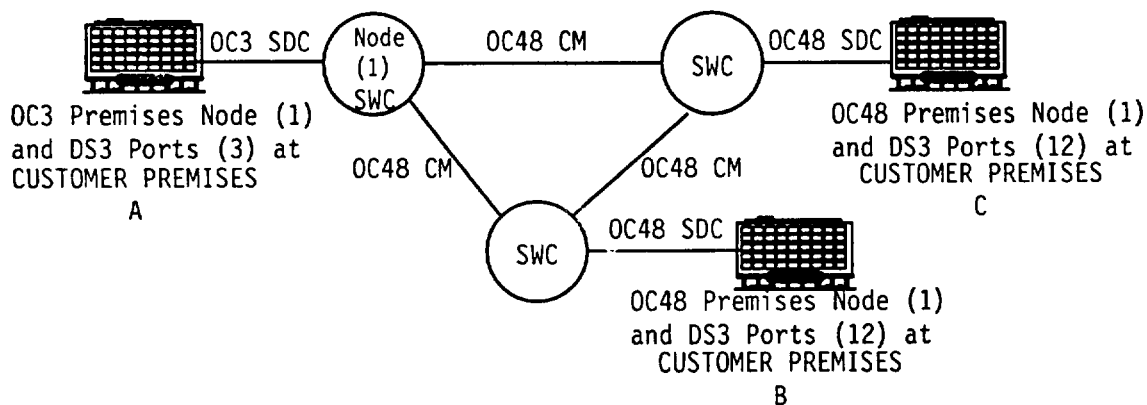
26. SONET Services (Cont'd)26.1 Service Descriptions (Cont'd)26.1.1 IntelliLight® Dedicated SONET Ring (IDSR)# (Cont'd)

(C)

(E) Application Of Rates (Cont'd)

EXAMPLE OF A RING CONNECTING 3 CUSTOMER DESIGNATED PREMISES  
UTILIZING TELEPHONE COMPANY PREMISES NODES

DIAGRAM OF APPLICABLE RATES



SDC - SONET Distribution Channel  
 CM - Channel Mileage  
 SWC - Serving Wire Center

## Applicable Rate Elements

- OC3 Basic Design SDC (1 applies)
- OC48 Reduced SDC (2 apply)
- OC48 Reduced CM (1 First CM Component and 2 2nd and over CM components apply)
- OC3 Premises Node (1 applies)
- OC48 Premises Node (2 apply)
- OC48 CO Node (1 applies))

# Service availability limited. See # footnote on Page 26-1.

(N)

(TR 1293)

Issued: June 1, 2000

Effective: June 16, 2000

Vice President  
 2980 Fairview Park Drive, Falls Church, VA 22042

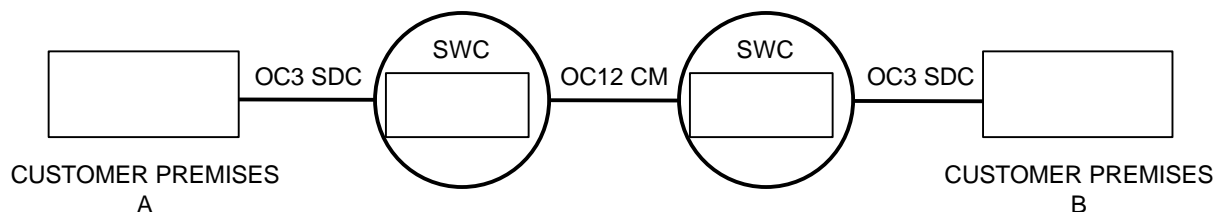
## ACCESS SERVICE

26. SONET Services (Cont'd)26.1 Service Descriptions (Cont'd)26.1.1 IntelliLight® Dedicated SONET Ring (IDSR)# (Cont'd)

(C)

(E) Application Of Rates (Cont'd)

EXAMPLE OF A IDSR two-point service which is derived from two OC-12 Central Office Nodes\*

**DIAGRAM OF APPLICABLE RATES**

SDC - SONET Distribution Channel

CM - Channel Mileage

SWC - Serving Wire Center

■ - OC3 Central Office Extension

## Applicable Rate Elements

OC3 Basic Design SDC (2 apply)

OC12 Channel Mileage (1 component applies)

OC12 CO Node (2 apply)

OC3 Central Office Extension (2 apply)

# Service availability limited. See # footnote on Page 26-1.

(N)

\* As of December 9, 1999, IDSR two-point service configurations which do not include a minimum of three nodes are no longer available. See footnote on Page 26-1 for complete details.

(TR 1293)

Issued: June 1, 2000

Effective: June 16, 2000

Vice President  
2980 Fairview Park Drive, Falls Church, VA 22042

## ACCESS SERVICE

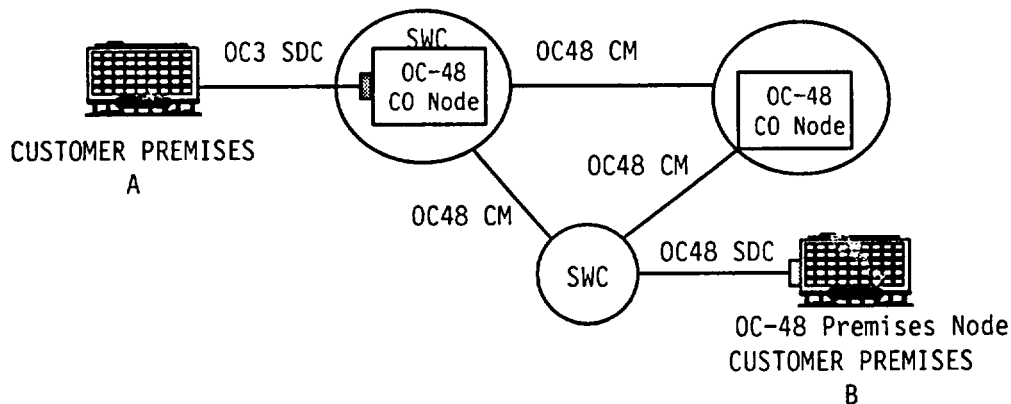
26. SONET Services (Cont'd)26.1 Service Descriptions (Cont'd)26.1.1 IntelliLight® Dedicated SONET Ring (IDSR)# (Cont'd)

(C)

## (E) Application Of Rates (Cont'd)

EXAMPLE OF A IDSR two-point service which is derived from a combination of one Telephone Company provided OC-48 Premises Node and an OC-48 Central Office Node

DIAGRAM OF APPLICABLE RATES



SDC - SONET Distribution Channel

CM - Channel Mileage

SWC - Serving Wire Center

■ - OC3 Central Office Extension

□ - OC3 Premises Port

## Applicable Rate Elements

OC48 Ring SDC (1 applies)

OC48 Channel Mileage (3 components apply)

OC48 CO Node (2 apply)

OC48 Premises Node (1 applies)

OC3 Central Office Extension (1 applies)

OC3 Premises Port (1 applies)

OC3 SDC (1 applies)

# Service availability limited. See # footnote on Page 26-1.

(N)

(TR 1293)

Issued: June 1, 2000

Effective: June 16, 2000

Vice President  
2980 Fairview Park Drive, Falls Church, VA 22042

## ACCESS SERVICE

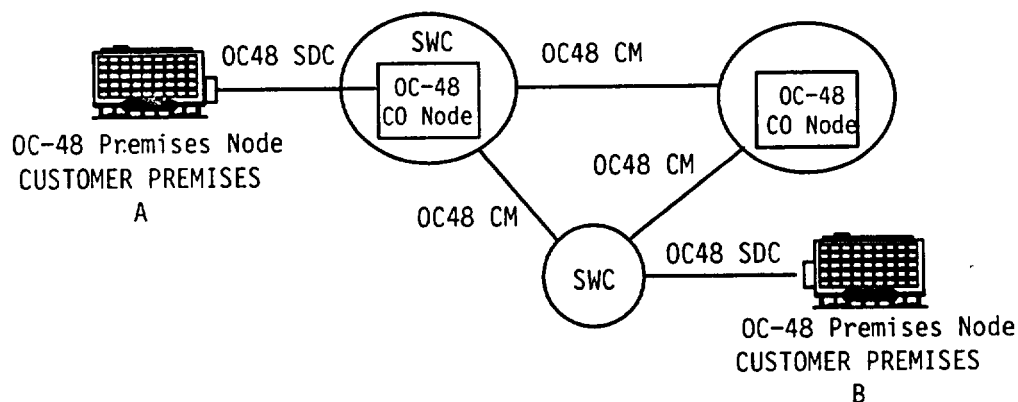
26. SONET Services (Cont'd)26.1 Service Descriptions (Cont'd)26.1.1 IntelliLight® Dedicated SONET Ring (IDSR)# (Cont'd)

(C)

## (E) Application Of Rates (Cont'd)

EXAMPLE OF A IDSR two-point service which is derived from two Telephone Company provided OC-48 Premises Nodes

DIAGRAM OF APPLICABLE RATES



SDC - SONET Distribution Channel

CM - Channel Mileage

SWC - Serving Wire Center

□ - OC3 Premises Port

## Applicable Rate Elements

OC48 Ring SDC (2 apply)

OC48 Channel Mileage (3 components apply)

OC48 CO Node (2 apply)

OC48 Premises Node (2 apply)

OC3 Premises Port (2 apply)

# Service availability limited. See # footnote on Page 26-1.

(N)

(TR 1293)

Issued: June 1, 2000

Effective: June 16, 2000

Vice President  
2980 Fairview Park Drive, Falls Church, VA 22042

ACCESS SERVICE

26. SONET Services (Cont'd)

26.1 Service Descriptions (Cont'd)

26.1.1 IntelliLight® Dedicated SONET Ring (IDSR)# (Cont'd) (C)

(F) Terms and Conditions

(1) Commitment Periods

Available Service Discount Plans and associated termination liabilities are set forth in Section 7.4.10 preceding for Special Access Services and in Section 6.7.16 preceding for Switched Access Services. Service Discount Plans for Switched Access Services are available in New York and Massachusetts only.

(2) Access Order Service Date Intervals

IDSR is provided on a negotiated interval basis as set forth in 5.2.1(B) preceding.

(3) Minimum Period

The minimum period for IDSR is twenty-four months, with the exception of the Premises Ports and Central Office Extensions for which a three month minimum period applies. The minimum period for IDSR is subject to the regulations set forth in Section 5.2.5 preceding.

# Service availability limited. See # footnote on Page 26-1. (N)

(TR 1293)

Issued: June 1, 2000

Effective: June 16, 2000

Vice President  
2980 Fairview Park Drive, Falls Church, VA 22042

## ACCESS SERVICE

26. SONET Services (Cont'd)26.1 Service Descriptions (Cont'd)26.1.1 IntelliLight® Dedicated SONET Ring (IDSR)# (Cont'd)

(C)

## (F) Terms and Conditions (Cont'd)

- (4) Design Layout Reports are provided as set forth in Sections 6.1.5 and 7.1.6 preceding for Switched Access and Special Access Service, respectively.
- (5) Acceptance Testing is performed as set forth in Sections 6.1.5 and 7.1.7 preceding for Switched Access and Special Access Service, respectively.
- (6) IDSR is ordered under the Access Order provisions set forth in Section 5. preceding. Also included in that section are other charges which may be associated with ordering IDSR (e.g., Service Date Change Charges, Cancellation Charges, etc.)
- (7) Channel Interface and Network Channel Codes for asynchronous services which are connected to IDSR are specified in Section 7.3 preceding. Premises Interface Codes and Interface Groups for Switched Access Services which are connected to IDSR are specified in Section 6.1.3(A) preceding.
- (8) The application of rates and charges for asynchronous Switched and Special Access Services which are connected to IDSR are specified in Sections 6. and 7. preceding, respectively. The same terms and conditions that apply to Switched Access Entrance Facility Channel Terminations and Special Access Service Channel Terminations also apply to SONET Distribution Channels.
- (9) Surcharges are applicable to IDSR, subject to the regulations set forth in Section 7.4.2 preceding.
- (10) Channel Mileage measurement for IDSR is in accordance with the regulations specified in Section 7.4.6 preceding.
- (11) Shared Billing Arrangements which include IDSR are subject to the regulations set forth in Sections 5.2, 6.7.14, 7.2.9, 7.2.13 and 7.4.11 preceding.

# Service availability limited. See # footnote on Page 26-1.

(N)

(TR 1293)

Issued: June 1, 2000

Effective: June 16, 2000

Vice President  
2980 Fairview Park Drive, Falls Church, VA 22042



## ACCESS SERVICE

26. SONET Services (Cont'd)

(C)

26.1 Service Descriptions (Cont'd)26.1.2 Enterprise SONET Service#

## (A) Basic Service Description

Enterprise SONET Service (ESS) is a managed, high capacity network service provided over fiber optic facilities and SONET network elements configured in ring architectures. The type of facilities and use of a ring architecture allow for high performance and reliability parameters with a level of redundancy and diversity which limit a single service affecting event from interrupting service.

The Telephone Company will transport DS1 and DS3 signals over the ESS ring(s) and manage delivery of such signals to the customer's premises which has been designated as its Network Access Point. The Network Access Point is the premises at which the customer has designated that the DS1 and DS3 signals which are carried over the ESS ring(s) will be delivered to/from the customer over an OC-3 or OC-12 interface. The Network Access Point must have SONET based loop facilities to its serving wire center which must be an ESS Hub as specified in (B) following.

- # Enterprise SONET Service has been replaced by IntelliLight® Shared Assurance Network (ISAN) Service as set forth in Section 26.1.3 following. Notwithstanding the regulations set forth in Section 26.1.3 following, the Telephone Company will continue to provide ESS Ring Transport services to customers who are subscribing to ESS as of the date that ISAN is introduced. Such services will be provided for eighteen (18) months or until such time as the Telephone Company and customers are able to convert existing ESS networks to ISAN networks, whichever occurs first, at which time only ISAN services may be ordered. Following conversion of all ESS networks to ISAN networks, ESS as set forth in this section will no longer be available and will be removed from this tariff.

(C)

(C)

(C)

(C)

(C)

(C)

(TR 1146)

Issued: June 14, 1999

Effective: June 29, 1999

## ACCESS SERVICE

26. SONET Services (Cont'd)

(C)

26.1 Service Descriptions (Cont'd)26.1.2 Enterprise SONET Service# (Cont'd)

## (B) Service Configuration

ESS is provided over fiber optic facilities and SONET network elements configured in ring architectures allowing for entrance to the Network Access Point and transport between ESS Hubs. An ESS Hub is a wire center assigned to ESS at which DS1 and DS3 signals may be added to, or dropped from, the ring using SONET add/drop multiplexing equipment (i.e., a Node) located in that wire center. Several ESS Hubs will be connected together to create an ESS serving area, as determined by the Telephone Company. The ESS serving area is the geographic location in which the Telephone Company will collect the customer's DS1 and DS3 signals for delivery over the ESS ring to the associated Network Access Point. Service may be provided as a single ring or as two interconnected rings (i.e., entrance ring and transport ring) based on the interface requirements at the Network Access Point.

Where ESS is requested in a geographic area which the Telephone Company has not yet identified as being within the ESS serving area, or in the event that suitable facilities are not available within an ESS serving area to construct the entrance ring, Special Construction charges as set forth in Section 5.1.3 preceding may also apply.

# Service availability limited. See # footnote in (A) preceding.

(TR 1146)

Issued: June 14, 1999

Effective: June 29, 1999

Vice President  
2980 Fairview Park Drive, Falls Church, VA 22042

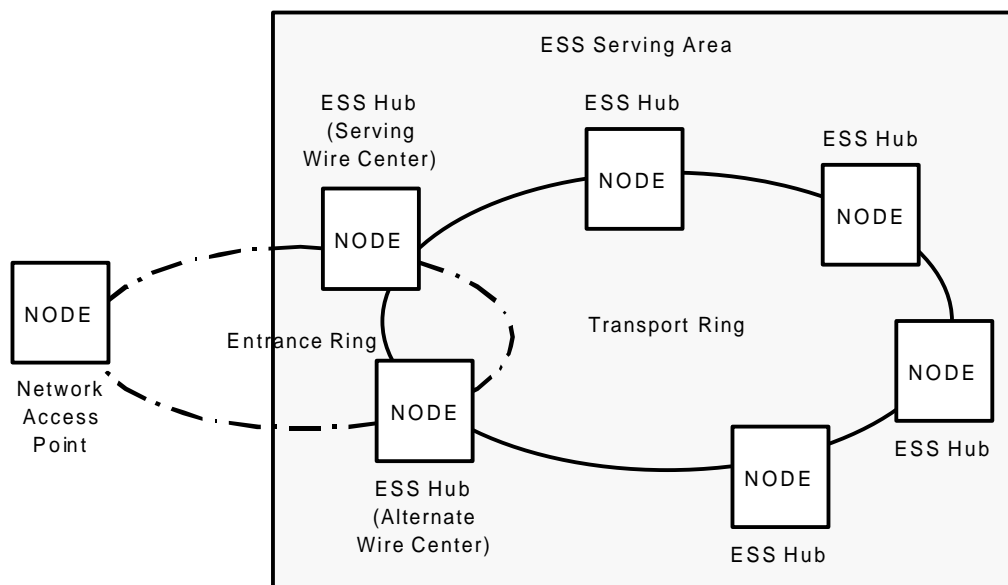
## ACCESS SERVICE

26. SONET Services (Cont'd)26.1 Service Descriptions (Cont'd)26.1.2 Enterprise SONET Service# (Cont'd)

## (B) Service Configuration (Cont'd)

The following depicts ESS configured as an entrance ring which is interconnected with a transport ring. The entrance ring is comprised of fiber optic transmission facilities connecting three (3) SONET nodes located at the customer's designated Network Access Point, at the serving wire center and at the alternate wire center as selected by the Telephone Company. At the customer's designated Network Access Point, the customer must provide SONET network equipment which is compatible with the Telephone Company's SONET network equipment as delineated in Technical Reference GR-253-CORE, Issue 2. The entrance ring is interconnected with the transport ring at the ESS Hub located in the serving wire center of the Network Access Point.

(C) (x)



# Service availability limited. See # footnote in (A) preceding.

(x) Issued under authority of Special Permission No. 99-140 of the Federal Communications Commission to replace technical publication GR-253-CORE, Issue 1 with GR-253-CORE, Issue 2.

(TR 1180)

Issued: August 6, 1999

Effective: August 21, 1999

Vice President  
2980 Fairview Park Drive, Falls Church, VA 22042

## ACCESS SERVICE

26. SONET Services (Cont'd)

(C)

26.1 Service Descriptions (Cont'd)26.1.2 Enterprise SONET Service# (Cont'd)

## (C) Ring Transport

Ring Transport Services are DS1 and DS3 services which are transported over the ESS ring to the customer designated Network Access Point. For purposes of rating DS1 and DS3 Ring Transport Services, the DS1 or DS3 provides the transmission path from the Network Access Point to the serving wire center of the other customer designated premises involved. Calculation of the mileage measurement for Ring Transport Services are as described in (H) following. The connection to the other customer designated premises must be asynchronous, non-channelized, Special Access DS1 or DS3 Service channel termination. The Alternate Serving Wire Center optional feature as set forth in Section 7. preceding is not available on 1.544 Mbps or 44.736 Mbps High Capacity Service channel terminations provided in conjunction with Enterprise SONET Service. The asynchronous Special Access Service will be added to, or dropped from, the ring at an ESS Hub. The Telephone Company will manage delivery of such services from the ESS Hub to the OC-3 OC-12 channel interface at the Network Access Point. Only DS1 and DS3 signals will be transported over the ring.

## (D) Minimum Service Commitment

The minimum service commitment for ESS is the greater of 336 equivalent DS1s or ninety percent (90%) of the customer's equivalent DS1s within the service area associated with the designated Network Access Point as defined in (B) preceding. When determining the number of equivalent DS1s, each DS1 level service represents one equivalent DS1 and each DS3 level service represents twenty-eight equivalent DS1s. The minimum service commitment must be met within the first eighteen months of service (i.e., conversion period). The minimum service commitment will be the commitment used when determining any shortfall charges as set forth following or any termination liability as set forth in Section 7.4.10 preceding. ESS will not be provided with a commitment that is less than 336 equivalent DS1s.

# Service availability limited. See # footnote in (A) preceding.

(TR 1146)

Issued: June 14, 1999

Effective: June 29, 1999

Vice President  
2980 Fairview Park Drive, Falls Church, VA 22042

## ACCESS SERVICE

26. SONET Services (Cont'd)

(C)

26.1 Service Descriptions (Cont'd)26.1.2 Enterprise SONET Service# (Cont'd)

## (D) Minimum Service Commitment (Cont'd)

If the customer has not met its minimum service commitment at the end of the conversion period (i.e., first eighteen months of service or the month after the customer has satisfied its minimum service commitment, whichever occurs first), shortage charges apply for each month that the total number of equivalent ESS DS1 Ring Transport Services is short of the minimum service commitment. The charge to be applied each month that is short of the minimum service commitment is calculated as follows.

- First, determine the number of equivalent DS1s for the month which are short of the minimum service commitment.
- Then, determine the monthly rate for DS1 Ring Transport. The monthly rate to be used is the discounted monthly rate for a DS1 Ring Transport based on the lowest mileage band (i.e., "0 Mile" mileage band). DS3 Ring Transport Service monthly rates are not utilized when calculating the shortfall charge for failure to maintain the minimum service commitment. The monthly rates for DS1 Ring Transport are set forth in Section 31.26.2 following. Service Discount Plan discount percentages are set forth in Section 7.4.10(B) preceding.
- Finally, multiply the discounted monthly rate for DS1 Ring Transport determined above by the number of equivalent DS1s short for that month. The resulting amount is the shortage charge to be applied for that month.

Shortage charges do not apply during the first eighteen months of service or in any month prior to the customer satisfying the minimum service commitment, whichever occurs first.

# Service availability limited. See # footnote in (A) preceding.

(TR 1146)

Issued: June 14, 1999

Effective: June 29, 1999

Vice President  
2980 Fairview Park Drive, Falls Church, VA 22042

## ACCESS SERVICE

26. SONET Services (Cont'd)

(C)

26.1 Service Descriptions (Cont'd)26.1.2 Enterprise SONET Service# (Cont'd)

## (E) Minimum Service Period

The minimum service period for the committed number of equivalent ESS DS1 Ring Transport Services is thirty-six months or sixty months (i.e., the commitment period selected by the customer), as applicable. In addition, each of the committed ESS Ring Transport Services are individually subject to a minimum service period of three months. All remaining ESS DS1 and DS3 Ring Transport Services are individually subject to a minimum service period of three months. When the minimum service period has not been satisfied, a minimum service charge applies for the balance of the minimum service period. The charge for each month or fraction thereof remaining in the minimum service period is the applicable monthly rate for the service.

(T)

## (F) Technical Specifications

The technical specifications for DS1 and DS3 level services provided over SONET ring configurations are delineated in Technical Reference GR-253 CORE, Issue No. 1. The technical specifications for DS1 and DS3 signals are delineated in the technical references set forth for High Capacity Services and NYNEX Enterprise Services as set forth in Section 7.2.9 and 7.2.13 preceding, respectively.

## (G) Channel Interface Codes

The channel interface code at the Network Access Point for OC-3 or OC-12 interface requirements is 04SOF.E.

The channel interface codes at the customer designated premises other than Network Access Points are the channel interface codes as specified in Section 7.3 preceding for the specific type of Special Access Service being provided (e.g., NYNEX Enterprise DS1 Service).

Compatible CIs

04SOF.E	04DU9.DN
04SOF.E	04DU9.BN
04SOF.E	04DS9.1KN
04SOF.E	04DS9.1SN
04SOF.E	04DS6.44

# Service availability limited. See # footnote in (A) preceding.

(TR 1146)

Issued: June 14, 1999

Effective: June 29, 1999

Vice President  
2980 Fairview Park Drive, Falls Church, VA 22042

## ACCESS SERVICE

26. SONET Services (Cont'd)

(C)

26.1 Service Descriptions (Cont'd)26.1.2 Enterprise SONET Service# (Cont'd)

## (H) Application of Rates and Charges

The monthly rates and nonrecurring charges for ESS are comprised of DS1 and DS3 Ring Transport Services which are subject to mileage bands. There are two rates that apply per band, i.e., a fixed per band and a rate per mile. The mileage band is determined by calculating the airline distance between the serving wire center associated with the Network Access Point and the serving wire center associated with the other customer designated premises involved. Mileage bands for ESS DS1 and DS3 Ring Transport Services are shown in Section 31.26.2 following. To determine the rate to be billed, first compute the mileage using the V&H coordinates method as set forth in NATIONAL EXCHANGE CARRIER ASSOCIATION INC., TARIFF F.C.C. NO. 4, then find the band into which the computed mileage falls and apply the rates shown for that band. When the calculation results in a fraction of a mile, always round up to the next whole mile before determining the mileage band and apply the rates for that band.

In addition to Ring Transport charges, monthly rates and nonrecurring charges apply for each asynchronous Special Access Service which provides the channel termination to the customer designated premises which is not the Network Access Point. Such asynchronous Special Access Service shall be added to, or dropped from, the ring at the closest ESS Hub.

# Service availability limited. See # footnote in (A) preceding.

(TR 1146)

Issued: June 14, 1999

Effective: June 29, 1999

Vice President  
2980 Fairview Park Drive, Falls Church, VA 22042

## ACCESS SERVICE

26. SONET Services (Cont'd)

(C)

26.1 Service Descriptions (Cont'd)26.1.2 Enterprise SONET Service# (Cont'd)

## (H) Application of Rates and Charges (Cont'd)

ESS is provided under a Service Discount Plan of 36 months or 60 months as set forth in Section 7. preceding. Asynchronous services which are added to, or dropped from, the ring must be provided under a Service Discount Plan for 36 months or 60 months as determined by the number of months selected by the customer for its ESS Ring Transport Services. The discount to be applied to the channel termination associated with the asynchronous service is the discount percentage for the type of asynchronous service provided. For all other requirements under the Service Discount plan, the associated asynchronous Special Access Service channel termination is subject to the requirements specified for ESS DS1 and DS3 Ring Transport Services as set forth in Section 7.4.10 preceding, in lieu of the service discount plan requirements which would normally apply to that service.

## (I) Inter-operability Testing

At no additional charge, the Telephone Company will, within the first sixty days following notification from the customer that it is ready to begin the testing phase of ESS, cooperatively test inter-operability between the customer's SONET based network elements and the Telephone Company's ESS ring(s). During the test period, the Telephone Company will only accept orders associated with testing inter-operability between the customer's network and that of the Telephone Company. Orders to rearrange existing services on to ESS or to install new services on to ESS will not be accepted until such time as the customer and the Telephone Company mutually agree that such orders may be placed.

In the event that the customer and the Telephone Company can not mutually agree that the results of the test period constitute approval to allow orders for other than test purposes, either (i) the customer may cancel its request for ESS without the application of termination liability charges or satisfying minimum period requirements; or (ii) the Telephone Company will inform the customer that its request for ESS can not be satisfied, in which case no termination liability charges or minimum period charges will be applicable.

(Z)

# Service availability limited. See # footnote in (A) preceding.

(TR 1146)

Issued: June 14, 1999

Effective: June 29, 1999

Vice President  
2980 Fairview Park Drive, Falls Church, VA 22042



## ACCESS SERVICE

26. SONET Services (Cont'd)26.1 Service Descriptions (Cont'd)26.1.3 IntelliLight® Shared Assurance Network (ISAN)

## (A) General

IntelliLight® Shared Assurance Network (ISAN) provides a network that maximizes fault tolerance and disaster recovery capabilities.

ISAN consists of transmission facilities that are ordered and provisioned from end to end. ISAN service and billing components include entrance rings and DS1, DS3, OC-3 and OC-3c transport channels.

The ISAN entrance ring is provided at a customer designated Network Access Point which is a primary customer location where traffic within the LATA is aggregated or from which traffic is distributed in the LATA. The ISAN entrance ring is a high speed SONET access ring with a minimum capacity of four STS-3 channels. This self-healing, diverse fiber path SONET ring is configured with a minimum of three access points or nodes located at the Network Access Point, the serving wire center of the Network Access Point and an alternate wire center as determined by the Telephone Company. At the customer's option, an ISAN entrance ring may include a fourth node located at a secondary customer designated Network Access Point.

With ISAN, the customer's traffic is transported across the Telephone Company's network between the NAP entrance ring and a secondary customer designated premises, end office, access tandem or a Telephone Company DS1 to Voice multiplexing Hub. Transport channels are rated as set forth in (F) following.

(C)

(TR 1189)

Issued: September 13, 1999

Effective: September 28, 1999

Vice President  
2980 Fairview Park Drive, Falls Church, VA 22042

## ACCESS SERVICE

26. SONET Services (Cont'd)26.1 Service Descriptions (Cont'd)26.1.3 IntelliLight® Shared Assurance Network (ISAN) (Cont'd)

## (A) General (Cont'd)

ISAN transport channels are provided at service levels of DS1, DS3, OC-3 and OC-3c for Special Access transmission and at a service level of DS1 for Switched Access transmission. Most transport channels are designated as being either On-Net or Off-Net depending on the extent to which the transmission facilities are SONET based. Some transport channels are further configured as either a basic service or as a premium service as determined by the level of survivability in the SONET transmission facilities (i.e., path survivable or path and node survivable). ISAN transport channels include the following configurations. (C)  
(C)

- On-Net DS1 or DS3 basic transport channels consist of path survivable SONET transmission facilities between the serving wire center of a customer designated Network Access Point and the building of the other customer designated premises involved.
- On-Net DS1 or DS3 premium transport channels consists of path and node survivable SONET transmission facilities between the serving wire center of a customer designated Network Access Point and the building of the other customer designated premises involved.
- Off-Net DS1 or DS3 basic transport channels consist of transmission facilities between the serving wire center of a customer designated Network Access Point and the other customer designated premises involved for which a portion, but not all, of the transmission path is comprised of SONET facilities which are path survivable. The portion of the transmission facilities which is not comprised of path survivable SONET facilities will be provided using facilities from available inventory.
- Off-Net DS1 or DS3 premium transport channels consist of transmission facilities between the serving wire center of a customer designated Network Access Point and the other customer designated premises involved for which a portion, but not all, of the transmission path is comprised of SONET facilities which are path and node survivable. The portion of the transmission facilities which is not comprised of path and node survivable SONET facilities will be provided using facilities from available inventory.

(TR 1189)

Issued: September 13, 1999

Effective: September 28, 1999

Vice President  
2980 Fairview Park Drive, Falls Church, VA 22042

## ACCESS SERVICE

26. SONET Services (Cont'd)26.1 Service Descriptions (Cont'd)26.1.3 IntelliLight® Shared Assurance Network (ISAN) (Cont'd)

## (A) General (Cont'd)

- DS1 to a Hub basic transport channels consists of transmission facilities between the serving wire center of a customer designated Network Access Point and a Telephone Company DS1 Hub where multiplexing from DS1 to Voice is performed for which all of, or a portion of, the transmission path is comprised of SONET facilities which are path survivable. The portion of the transmission facilities which is not comprised of path survivable SONET facilities will be provided using facilities from available inventory.
- DS1 to a Hub premium transport channels consist of transmission facilities between the serving wire center of a customer designated Network Access Point and a Telephone Company DS1 Hub where multiplexing from DS1 to Voice is performed for which all of, or a portion of, the transmission path is comprised of SONET facilities which are path and node survivable. The portion of the transmission facilities which is not comprised of path and node survivable SONET facilities will be provided using facilities from available inventory.
- DS1 to end office or access tandem basic transport channels consist of transmission facilities between the serving wire center of the customer designated Network Access Point and a Telephone Company end office or access tandem for which all of, or a portion of, the transmission path is comprised of SONET facilities which are path survivable. The portion of the transmission facilities which is not comprised of path survivable SONET facilities will be provided using facilities from available inventory.
- DS1 to end office or access tandem premium transport channels consist of transmission facilities between the serving wire center of the customer designated Network Access Point and a Telephone Company end office or access tandem for which all of, or a portion of, the transmission path is comprised of SONET facilities which are path and node survivable. The portion of the transmission facilities which is not comprised of path and node survivable SONET facilities will be provided using facilities from available inventory.

(N)

(N)

(TR 1189)

Issued: September 13, 1999

Effective: September 28, 1999

Vice President  
2980 Fairview Park Drive, Falls Church, VA 22042

## ACCESS SERVICE

26. SONET Services (Cont'd) (C)26.1 Service Descriptions (Cont'd)26.1.3 IntelliLight® Shared Assurance Network (ISAN) (Cont'd) (C)

## (A) General (Cont'd)

- On-Net OC-3 or OC-3c transport channels consists of SONET transmission facilities which are path survivable from the serving wire center of a customer designated Network Access Point to the point of termination at the other customer designated premises involved. OC-3 and OC-3c transport channels are provided with a two-wire or four-wire interface. Two-wire interfaces provide for a two-fiber network interface. Four-fiber interfaces provide for a four-wire network interface which includes a second card for 1+1 protection.
- Off-Net OC-3 or OC-3c transport channels consists of SONET transmission facilities from the serving wire center of a customer designated Network Access Point to the point of termination at the other customer designated premises involved for which only a portion of the SONET transmission facilities are path survivable. OC-3 and OC-3c transport channels are provided with a two-wire or four-wire interface. Two-wire interfaces provide for a two-fiber network interface. Four-fiber interfaces provide for a four-wire network interface which includes a second card for 1+1 protection.

(TR 1146)

Issued: June 14, 1999

Effective: June 29, 1999

Vice President  
2980 Fairview Park Drive, Falls Church, VA 22042

## ACCESS SERVICE

26. SONET Services (Cont'd)

(C)

26.1 Service Descriptions (Cont'd)26.1.3 IntelliLight® Shared Assurance Network (ISAN) (Cont'd)

(C)

## (A) General (Cont'd)

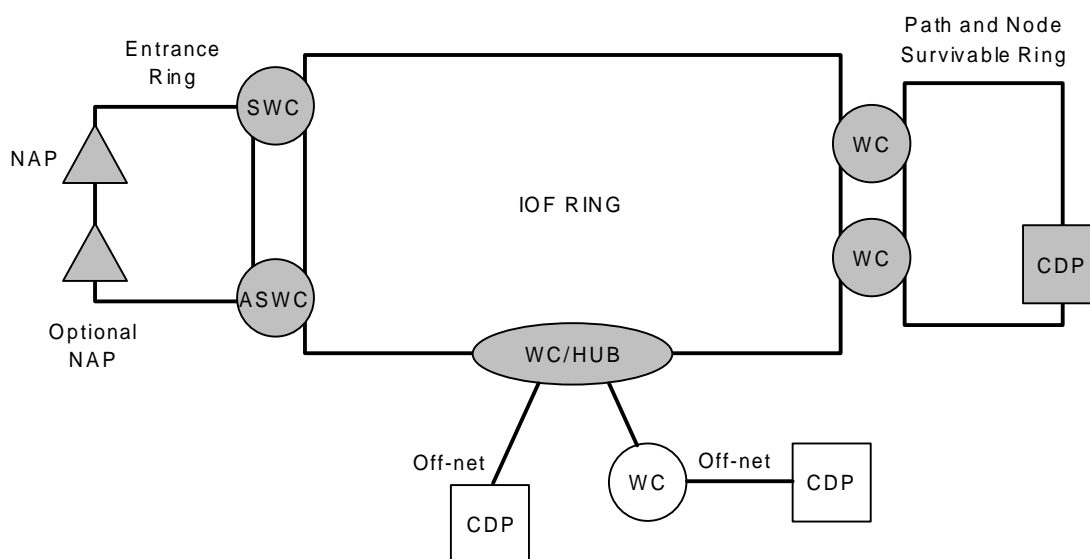
An illustration of ISAN is shown below:

(C)

IntelliLight® Shared Assurance Network (ISAN)

(C)

(Z)



NAP = Network Access Point

CDP = Customer Designated Premises  
(secondary premises)

On-net Wire Center or Serving Wire Center



Off-net Wire Center or Serving Wire Center



On-net Customer Designated Premises



Off-net Customer Designated Premises

(Z)

(TR 1146)

Issued: June 14, 1999

Effective: June 29, 1999

Vice President  
2980 Fairview Park Drive, Falls Church, VA 22042

## ACCESS SERVICE

26. SONET Services (Cont'd)26.1 Service Descriptions (Cont'd)26.1.3 IntelliLight® Shared Assurance Network (ISAN) (Cont'd)

## (B) Terms and Conditions

ISAN is subject to a minimum service commitment which is the greater of (i) a minimum of 336 equivalent DS1 transport services within the serving area of the NAP or (ii) ninety percent (90%) of the customer's embedded base of high capacity Switched and Special Access Services within the serving area of the NAP. The minimum service commitment must be met within the first eighteen months of service (i.e., the conversion period). (C)

The ninety percent (90%) commitment level is for the total DS1 equivalency of all DS1 and DS3 Special Access circuits (as defined in Section 7. preceding) and all DS1 Switched Access Entrance Facilities (as defined in Section 6. preceding). The count to determine the 90% commitment will be based on the date that the customer provides the Telephone Company with written agreement for ISAN. (C)

ISAN is provided with a commitment period of five years beginning with the date that the first new ISAN transport channel is installed or the date on which an existing Special Access Service is converted to ISAN, as applicable. (C)

Each subsequent ISAN transport channel is provided under the same five year commitment period on a coterminous basis, regardless of the date on which service is installed or converted. Transport channels may be provisioned and added on a coterminous basis up to the end of the commitment period.

A customer's primary Network Access Point (NAP) must access the Telephone Company's network via an ISAN entrance ring with an OC12 network interface(s) as described in (A) preceding. The customer must order a minimum of four STS-3s of NAP entrance ring capacity.

The customer may order additional NAP entrance ring capacity (i.e., over four STS-3s) in increments of one STS-3.

(TR 1189)

Issued: September 13, 1999

Effective: September 28, 1999

Vice President  
2980 Fairview Park Drive, Falls Church, VA 22042

## ACCESS SERVICE

26. SONET Services (Cont'd)26.1 Service Descriptions (Cont'd)26.1.3 IntelliLight® Shared Assurance Network (ISAN) (Cont'd)

(C)

## (B) Terms and Conditions (Cont'd)

The Telephone Company will design and size entrance ring(s) and select the wire center nodes on the entrance ring(s).

At the option of the customer, a second NAP entrance ring may be added. The second NAP entrance ring must be for restoration purposes only.

Dual entrances at customer premises and Telephone Company wire centers are not considered a standard feature with ISAN, but may be provisioned in accordance with the regulations, rates and charges applicable to Special Construction of facilities as set forth in Section 5.1.3 preceding.

The customer must provide connecting facility assignment (CFA) for each transport service provisioned over STS-3 channels of the NAP entrance ring.

The Telephone Company will manage the transport network between the customer's CFA at the serving wire center of the NAP entrance ring and the secondary location (i.e., other customer designated premises, end office, access tandem or Telephone Company DS1 Hub, as applicable), thus eliminating the need to utilize Telephone Company DS3 Hubs.

(C)

Available Channel and Premises interface codes for ISAN transport services include:

(C)

NAP Channel InterfaceSecondary Location Interface

(C)

OC-12

56 kbps\*#

(C)

OC-12

DS1

OC-12

DS3#

(C)

OC-12

OC-3#

(C)

OC-12

OC3c#

(C)

A complete list of compatible interface combinations is set forth in (C) following.

\* Requires a DS1 transport channel to a Telephone Company DS1 to Voice multiplexing or grooming Hub.

# Not available at an end office or access tandem.

(N)

(TR 1189)

Issued: September 13, 1999

Effective: September 28, 1999

Vice President  
2980 Fairview Park Drive, Falls Church, VA 22042

## ACCESS SERVICE

26. SONET Services (Cont'd)26.1 Service Descriptions (Cont'd)26.1.3 IntelliLight® Shared Assurance Network (ISAN) (Cont'd)

## (B) Terms and Conditions (Cont'd)

ISAN includes the connection of Off-Net services that are DS1 and higher capacity. The customer may also order DIGIPATH digital service II at a data rate of 56 kbps, as set forth in Section 7.2.11, which must be multiplexed to DS1 level at designated Telephone Company DS1 to Voice Hubs. The customer is responsible for managing multiplexing at DS1 Hubs and must deliver the multiplexed DS1 facility to a wire center which is on the ISAN ring.

The commitment period for ISAN is five years. Sixty days prior to expiration, the Telephone Company will notify the customer of the pending expiration. If, on the expiration date, the Telephone Company has not received any notice from the customer, the Telephone Company will continue to bill the customer at the current rate for the next sixty (60) days. The existing minimum commitment levels, as set forth in (B) preceding, and termination liabilities, as set forth in (F)(3) following, will remain in effect for the 60 day extension period. If, at the end of the 60 day period of extension, the customer has not notified the Telephone Company to disconnect service or renew its commitment for a new five year term, the customer's ISAN service will automatically be renewed at the currently effective five year rate and new service commitment levels will be established as of the day following the 60 day period of extension.

ISAN entrance ring STS-3s and Special Access transport services (C)  
are subject to credit for service interruptions under the  
provisions set forth in Section 2.4.4(B)(7) preceding for NYNEX  
Performance Plus. Switched Access transport services are subject (N)  
to credit for service interruptions under the provisions set forth (N)  
in Section 2.4.4(B)(1)(f) preceding. (N)

(TR 1189)

Issued: September 13, 1999

Effective: September 28, 1999

Vice President  
2980 Fairview Park Drive, Falls Church, VA 22042



## ACCESS SERVICE

26. SONET Services (Cont'd)26.1 Service Descriptions (Cont'd)26.1.3 IntelliLight® Shared Assurance Network (ISAN) (Cont'd)

(C)

## (C) Compatible Channel Interfaces

Compatible CIs

04FCF.D	04FCF.B
04FCF.D	02FCF.B
04FCF.D	04DS6.44
04FCF.D	04DU9.CN
04FCF.D	04DU9.SN
04FCF.D	04DU9.1KN
04FCF.D	04DU9.1SN
04FCF.D	04DU9.DN
04FCF.D	04DU5.56
04FCF.D	04DU5.56S

Compatibility with Switched Access Premises Interface Codes is set forth in Section 6.1.3 preceding.

(N)

(N)

## (D) Deployment and Availability

ISAN is provided under a negotiated service interval as described in Section 5.2.1(B) preceding.

ISAN is available only where sufficient SONET technology exists in the network to meet the performance requirements for ISAN service.

The Telephone Company is solely responsible for ISAN deployment and design.

(TR 1189)

Issued: September 13, 1999

Effective: September 28, 1999

Vice President  
2980 Fairview Park Drive, Falls Church, VA 22042

ACCESS SERVICE

26. SONET Services (Cont'd)

26.1 Service Descriptions (Cont'd)

26.1.3 IntelliLight® Shared Assurance Network (ISAN) (Cont'd)

(E) Conversions

The ISAN minimum service commitment as defined in (B) preceding must be met within the first eighteen (18) months of service (conversion period). The ISAN conversion period begins on the date of receipt of the first ISAN access order following completion of interoperability testing as described in regulations pertaining to the initial ordering period specified in (G) following.

During the conversion period, Switched Access and Special Access Services not yet converted to ISAN will be rated at the rates applicable to that type of service, and not the rates applicable to ISAN transport services. (C)

When an existing Telephone Company provided Switched Access or Special Access Service is converted to ISAN, termination liability as set forth in Section 6.7.16 and 7.4.10(C) preceding or Section 25. following is not applicable. ISAN transport service rates will apply beginning with the date of conversion of that particular service. (C)

(TR 1189)

Issued: September 13, 1999

Effective: September 28, 1999

Vice President  
2980 Fairview Park Drive, Falls Church, VA 22042

## ACCESS SERVICE

26. SONET Services (Cont'd)26.1 Service Descriptions (Cont'd)26.1.3 IntelliLight® Shared Assurance Network (ISAN) (Cont'd)

## (F) Rate Regulations

## (1) Monthly Rates

Monthly rates apply for the NAP entrance ring and for each transport service provided. Additional monthly rates apply when the fiber mileage in the circumference of the entrance ring exceeds ten airline miles.

## (a) Entrance Ring Rates

The NAP entrance ring(s) are rated on a per STS-3 basis with a minimum of four STS-3s always being applied. Separate rates are shown for service configured with a single NAP or dual NAPs. At the end of each bill period, the Telephone Company will determine the total number of STS-3 channels which are in-service on the entrance ring. The rate to be applied for each in-service STS-3 is the rate shown in Section 31.26.3 following for the total number of STS-3 channels determined by the Telephone Company. For example, if the Telephone Company determines that eight STS-3 channels are in-service on the entrance ring, the rate to be applied for each STS-3 is the rate shown for eight channels.

Included in the rates for the entrance ring is up to ten airline miles of fiber in the ring's circumference. Additional rates apply on a per airline mile basis for each additional airline mile in excess of the first ten miles. The rate for additional airline miles applies for each grouping of up to sixteen STS-3s and not on an individual STS-3 basis.

The NAP entrance ring(s) will be rated in accordance with the regulations set forth for Shared Use Arrangements as set forth in Section 5.2.7 preceding when the NAP entrance ring(s) is arranged to carry both Switched and Special Access transport channels.

(N)

(N)

(TR 1189)

Issued: September 13, 1999

Effective: September 28, 1999

Vice President  
2980 Fairview Park Drive, Falls Church, VA 22042

## ACCESS SERVICE

26. SONET Services (Cont'd)26.1 Service Descriptions (Cont'd)26.1.3 IntelliLight® Shared Assurance Network (ISAN) (Cont'd)

## (F) Rate Regulations

## (1) Monthly Rates (Cont'd)

## (b) Transport Channel Rates

DS1 and DS3 ISAN transport channels are rated based on the capacity of the transport channel, the locations involved, whether the transport channel is provided as On-Net service or Off-Net service and the level of survivability of the facilities (i.e., basic or premium) as described in (A) preceding.

DS1 transport channels to a Hub are rated based on the level of survivability of the facilities as either basic service or premium service as described in (A) preceding.

DS1 transport channels to an end office or access tandem are rated based on the level of survivability of the facilities as either basic service or premium service as described in (A) preceding.

(N)  
|  
(N)

OC-3 and OC-3c transport channels are rated based on whether the transport channel is provided as On-Net service or Off-Net service as described in (A) preceding.

The rate for each transport channel applies as a single rate for the connection from the serving wire center of the NAP to the other location involved and is subject to mileage bands. The mileage band is determined by calculating the airline distance between the serving wire center of the NAP and the wire center serving the other location involved (i.e., second customer designated premises, end office, access tandem or DS1 Hub, as applicable). Mileage bands for transport services are shown in Section 31.26.3 following. To determine the rate to be billed, first compute the mileage using the V&H coordinates method as described in 26.1.2 preceding, then find the band into which the computed mileage falls and apply the rate for that band. When the calculation results in a fraction of a mile, always round up to the next whole mile before determining the mileage band and applying the rate for that band.

(T)  
(C)

(TR 1189)

Issued: September 13, 1999

Effective: September 28, 1999

Vice President  
2980 Fairview Park Drive, Falls Church, VA 22042

## ACCESS SERVICE

26. SONET Services (Cont'd)26.1 Service Descriptions (Cont'd)26.1.3 IntelliLight® Shared Assurance Network (ISAN) (Cont'd)

## (F) Rate Regulations (Cont'd)

## (2) Minimum Monthly Charges

Upon completion of the conversion period, the customer is subject to minimum monthly charges equal to:

- (a) the total charge associated with the ninety percent (90%) commitment level or the actual count of equivalent DSIs, whichever is the greater. Minimum monthly charges will never be based on less than 336 equivalent DSIs; and
- (b) four STS-3s of ISAN NAP entrance ring capacity.

When these minimum requirements are not met, the customer is subject to a charge equal to the minimum monthly charge. When calculating the minimum monthly charge for transport services, the DS1 Transport Channel rate for the 0 to 5 mile band applies to the number of transport services which are short of the commitment.

For Shared Use Arrangements, any amount due for the minimum monthly charge will be calculated using the transport service rates for the type of NAP entrance ring ordered. For example, if the NAP entrance ring was ordered as Switched Access Service, the transport service rates used to calculate the minimum monthly charge will be the rates for Switched Access transport channels.

(N)

(N)

(TR 1189)

Issued: September 13, 1999

Effective: September 28, 1999

Vice President  
2980 Fairview Park Drive, Falls Church, VA 22042

## ACCESS SERVICE

26. SONET Services (Cont'd)26.1 Service Descriptions (Cont'd)26.1.3 IntelliLight® Shared Assurance Network (ISAN) (Cont'd)

## (F) Rate Regulations (Cont'd)

## (3) Termination Liability

During the conversion period, the customer may terminate its commitment for ISAN service without termination liability if the total number of in-service DS1 equivalent transport services is less than one hundred (100).

(C)  
|  
(C)

In all other instances, ISAN is subject to termination liability charges if the entire service is terminated or individual services are disconnected during the commitment period as follows.

(C)  
(C)

During the conversion period, termination liability applies as follows:

- If all ISAN services are terminated prior to the customer satisfying the minimum service commitment (i.e., 336 equivalent DS1s or the 90% commitment level, whichever is greater), the termination charge is one hundred percent (100%) of the monthly rate for the minimum requirement of four STS-3s at the NAP entrance ring for each month and fraction thereof remaining in the conversion period; plus a charge of twenty-five percent (25%) of the monthly rate for the minimum service commitment (entrance ring and transport channels) for month nineteen (19) through the remainder of the 5 year service period. The monthly charge for the shortfall in transport channels will be assessed at the DS1 Transport Channel rate for the 0 to 5 mile rate band.
- If all ISAN services are terminated and the minimum service commitments have been met, the termination liability is one hundred percent (100%) of the monthly recurring charges for all of the transport channels and in-service STS-3 capacity on the entrance ring as of the cancellation date for the balance of the first eighteen (18) months plus twenty-five percent (25%) of the monthly charges for the remainder of the five year commitment period.
- If individual ISAN NAP entrance ring STS-3s or ISAN transport channels are disconnected during the conversion period, no termination liability is assessed.

(TR 1175)

Issued: April 19, 2000

Effective: May 4, 2000

Vice President  
2980 Fairview Park Drive, Falls Church, VA 22042

## ACCESS SERVICE

26. SONET Services (Cont'd) (C)26.1 Service Descriptions (Cont'd)26.1.3 IntelliLight® Shared Assurance Network (ISAN) (Cont'd) (C)

## (F) Rate Regulations (Cont'd)

## (3) Termination Liability (Cont'd)

After conversion, but prior to expiration of the commitment period, termination liability applies as follows:

- If the entire ISAN service is cancelled, the liability charge is twenty-five percent (25%) of the monthly rate for the minimum service commitments (i.e., four STS-3s of NAP entrance ring capacity and the greater of either 336 equivalent DS1s or the 90% commitment level count for DS1s and DS3s; and for each transport channel category of OC-3 or OC-3c) for each month and fraction thereof remaining in the commitment period. (C)
- If individual ISAN NAP entrance ring STS-3s and ISAN transport channels are disconnected after the conversion period but prior to expiration of the commitment period, no termination liability charges apply. The minimum monthly charge may apply. (C)

The customer may reduce the 90% commitment count by paying termination liability on the amount of circuits by which it reduces the commitment count. However the commitment level can never be reduced below 336 equivalent DS1s. Termination liability is described above.

Termination liability will be forgiven and the 90% commitment level will be reduced without penalty if the customer's reduction is due to the loss of Federal Government contract (e.g., FTS 2001).

## (G) Initial Ordering Period

In the event that within sixty (60) days of the installation of the first end to end ISAN order service does not meet transmission performance, protection switching and performance monitoring criteria delineated in the Technical Reference for SONET networks, as set forth in 26.1.2(B) preceding, either (i) the customer may cancel its request for ISAN without termination liability; or (ii) the Telephone Company will inform the customer that its request for ISAN service can not be satisfied, in which case no termination liability would apply. (C)

(TR 1146)

Issued: June 14, 1999

Effective: June 29, 1999

Vice President  
2980 Fairview Park Drive, Falls Church, VA 22042

## ACCESS SERVICE

26. SONET Services (Cont'd)26.1 Service Descriptions (Cont'd)26.1.4 IntelliLight® Entrance Facility (IEF)

## (A) General

IntelliLight® Entrance Facility (IEF) provides customers with high capacity access between their designated premises and the associated serving wire center over a self-healing, SONET ring. The SONET ring will pass through the customer's serving wire center and one other wire center as determined by the Telephone Company. The customer is assured a continuity of communication between its designated premises and the serving wire center, even if there is a fiber facility failure between that premises and the serving wire center.

## (B) Service Description

IEF is provisioned over a shared Telephone Company self-healing SONET ring that passes through Telephone Company wire centers and the customer's location. One of the wire centers must be the wire center serving the customer's designated premises; the other wire center is selected by the Telephone Company. When IEF is provided with an OC48 optical fiber interface, the entire bandwidth of the OC48 interface is committed to the customer. Additionally, the customer's SONET facilities are spliced with the Telephone Company's SONET facilities at a designated meet point (i.e., midspan meet).

IEF service consists of an IntelliLight® Entrance Facility Termination and an Interface, when applicable. Technical specifications for IEF service are set forth in Technical Reference GR-253-CORE, Issue 2.

(C) (x)

The IEF Termination rate category provides STS1 bandwidth between the customer's designated premises and the serving wire center of that premises.

(x) Issued under authority of Special Permission No. 99-140 of the Federal Communications Commission to replace technical publication GR-253-CORE, Issue 1 with GR-253-CORE, Issue 2.

(TR 1180)

Issued: August 6, 1999

Effective: August 21, 1999

Vice President  
2980 Fairview Park Drive, Falls Church, VA 22042



## ACCESS SERVICE

26. SONET Services (Cont'd)26.1 Service Descriptions (Cont'd)26.1.4 IntelliLight® Entrance Facility (IEF) (Cont'd)

## (B) Service Description (Cont'd)

Each IEF termination requires the customer to specify the type of electrical or SONET optical interface.

Electrical IEF Interfaces:

The electrical IEF interface defines the type of service that is to be provided as follows:

- (1) Three Special Access electrical interface types are available: DS1 (1.544 Mbps)#, DS3 (44.736 Mbps)# and STS1 (51.84 Mbps)#. If the customer orders a DS3 or STS1 interface, there will be one interface per termination. If the customer orders a DS1 Interface, then up to 28 DS1 interfaces can be accommodated for each IEF STS1 termination.
- (2) Two Switched Access electrical interface types are available: DS3 (44.736 Mbps)# and STS1 (51.84 Mbps)#. One interface per termination will apply.

Optical IEF Interfaces:

The optical IEF interfaces define the optical transmission rate of the Switched Access and Special Access interface to be provided. Three optical interfaces are available: OC3 (155.52 Mbps), OC12 (622.08 Mbps) and OC48 (2.488 Gbps). The optical interfaces are provided in a manner that allows fractional capacity to be activated in increments of STS1s. Fractional optical interface terminations can be connected to lower speed Switched and Special Access Services as set forth in Sections 6. and 7. preceding. Additionally, IEF provided with interfaces at STS1, OC3 and OC12 can be connected to STS1 central office extensions or ports of an IntelliLight® Dedicated SONET Ring (IDSR), IntelliLight® Broadband Transport (IBT) services (OC3 and OC12 interfaces only) or IntelliLight® Shared Single Path (STS1 only) as set forth in 26.1.1 preceding (for central office extensions) or 6.2.13 or 7.2.17 preceding (for ports), 26.1.5 following and 26.1.6 following, respectively.

(C)

(C)

(C)

Interface charges, as set forth in Section 31.26.4 following, do not apply when IEF is provided with an optical interface.

# DS1 (1.544 Mbps), DS3 (44.736 Mbps) and STS1 (51.84 Mbps) Electrical IEF interfaces are not available until December 11, 1999.

(TR 1293)

Issued: June 1, 2000

Effective: June 16, 2000

Vice President  
2980 Fairview Park Drive, Falls Church, VA 22042

## ACCESS SERVICE

26. SONET Services (Cont'd)26.1 Service Descriptions (Cont'd)26.1.4 IntelliLight® Entrance Facility (IEF) (Cont'd)

## (B) Service Description (Cont'd)

The IEF OC48 is an optical fiber interface option in which SONET based transport is provided between a Telephone Company wire center offering a fiber interconnection (midspan meet) and a customer designated premises. At the customer's designated premises, the customer must provide SONET based equipment which complies with Telephone Company SONET based equipment located in a Telephone Company wire center and with the requirements for SONET transmission in Technical Reference GR-253-CORE, Issue 2. Mapping over the IEF OC48 interface is allowed at DS3, STS1 and OC#s as well, however, mapping at OC48 is prohibited. The customer's optical cable will be spliced to the Telephone Company's optical cable (i.e., midspan meet) at a site which is considered the best use of existing Telephone Company and customer facilities and contains a suitable environment for the midspan meet. The customer's fiber for the midspan meet must be compatible with the fiber employed by the Telephone Company. The physical interface for the connecting fiber optic cables will be at a fiber connector panel situated in a location which is mutually agreeable to both the Telephone Company and the customer.

Each IEF Termination can be connected to other Special Access Service channel terminations via the Telephone Company's interoffice facilities and Hubs. IEF can also be substituted for certain Switched Access Entrance Facilities. One STS1 can be connected to a IDSR STS1 central office extension or port. Three STS1s can be connected to an IBT OC3 service. Twelve STS1s can be connected to an IBT OC12 service. The transmission rate of the IEF interface must be equal to, or greater than, the transmission rate of the connecting service. (C)

Channel mileage, when applicable, will apply at ISSP STS1 channel mileage rates or at other channel mileage rates for the appropriate High Capacity, NYNEX Enterprise DS3 Service or IntelliLight® Broadband Transport (IBT) being transported over the Telephone Company's interoffice facilities.

An IEF Termination with an IEF DS3 interface is transported over the Telephone Company's interoffice facilities as DS3 service and is billed the applicable DS3 channel mileage rates set forth in Sections 31.6 and 31.7 following. An IEF Termination with an IEF STS1 interface is transported over the Telephone Company's interoffice facilities as ISSP STS1 and is billed the ISSP STS1 mileage charge as set forth in Section 31.26.6 following.

(TR 1293)

Issued: June 1, 2000

Effective: June 16, 2000

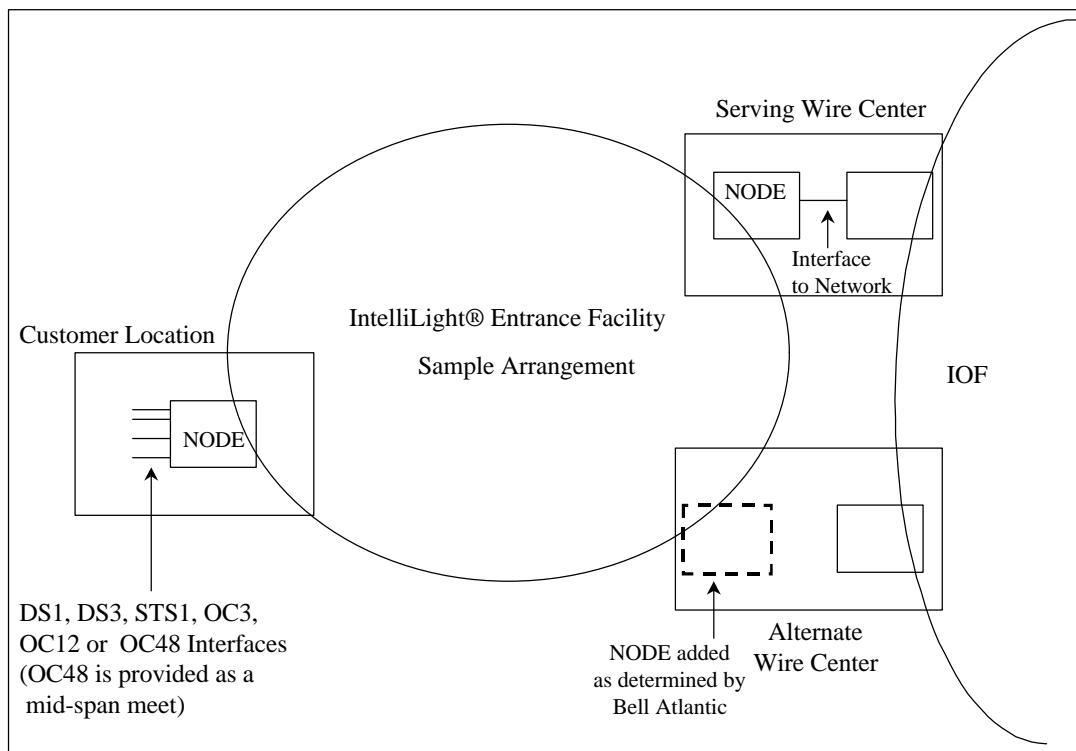
Vice President  
2980 Fairview Park Drive, Falls Church, VA 22042

## ACCESS SERVICE

26. SONET Services (Cont'd)26.1 Service Descriptions (Cont'd)26.1.4 IntelliLight® Entrance Facility (IEF) (Cont'd)

(N)

## (B) Service Description (Cont'd)

Rate Structure:

- STS1/DS1 Multiplexing
- STS1 Mileage
- Nonrecurring Charges
- Terminations & Interfaces at customer's location

(N)

(TR 1146)

Issued: June 14, 1999

Effective: June 29, 1999

Vice President  
2980 Fairview Park Drive, Falls Church, VA 22042

ACCESS SERVICE

26. SONET Services (Cont'd)

26.1 Service Descriptions (Cont'd)

26.1.4 IntelliLight® Entrance Facility (IEF) (Cont'd)

(C) Optional Features and Functions

Survivability for the IEF DS3 Special Access termination can be provided by ordering the Alternate Serving Wire Center optional feature as set forth in Section 7.2.9 preceding for High Capacity Special Access Service. (C)

(TR 1189)

Issued: September 13, 1999

Effective: September 28, 1999

Vice President  
2980 Fairview Park Drive, Falls Church, VA 22042

## ACCESS SERVICE

26. SONET Services (Cont'd)26.1 Service Descriptions (Cont'd)26.1.4 IntelliLight® Entrance Facility (IEF) (Cont'd)

## (D) Terms and Conditions

- (1) IEF is available for a 3 year or 5 year term plan. The rates for IEF include terminations, interfaces (when IEF is provided with an electrical interface), optional features and functions and channel mileage. Additionally, nonrecurring charges apply for IEF Terminations and Interfaces. The rates and charges for any other Switched Access, Special Access or SONET service connected to IEF are subject to the rates and charges for the specific service being provided. (C)

Once the term plan for IEF has expired, the rates of the expiring term plan will continue until the customer either cancels service or requests a new term plan for its IEF services.

- (2) The minimum service period for IEF is twelve months.
- (3) Additional IEF terminations and interfaces may be added to the term plan on a co-terminus basis for the balance of the term selected by the customer, provided that there is at least twelve months remaining in the term period. IEF term plans with less than twelve months remaining in the term period are not eligible for additional terminations or interfaces in that plan.

When additional Interfaces and Terminations are added, subject to the criteria specified preceding, they must remain in service to the end of the commitment period of the IEF service plan to which they are added or termination liability will apply.

- (4) Customers who order an STS1 interface must specify how the signal is to be mapped, i.e., VT1.5 or DS3 mapped (see definitions for Virtual Tributary and SONET in Section 2.6 preceding).

(TR 1189)

Issued: September 13, 1999

Effective: September 28, 1999

Vice President  
2980 Fairview Park Drive, Falls Church, VA 22042

## ACCESS SERVICE

26. SONET Services (Cont'd)26.1 Service Descriptions (Cont'd)26.1.4 IntelliLight® Entrance Facility (IEF) (Cont'd)

## (D) Terms and Conditions (Cont'd)

- (5) Asynchronous multiplexing of DS1s into a DS3 occurs outside the SONET network and requires DS3 to DS1 Multiplexing at the rates specified in Sections 31.6.1(E) and 31.7.9 following or grooming of NYNEX Enterprise DS1s into a NYNEX Enterprise DS3 as described in Section 7.2.13 preceding.

Synchronous mapping of DS1s as VT1.5s occurs inside the SONET network and requires the ISSP optional feature STS1 to DS1 Multiplexing at the rates specified in Section 31.26.6 following.

- (6) The service date for the installation of IEF service is provided on a negotiated interval as specified in Section 5.2.1 preceding.
- (7) If the customer designated premises is located in the same building as one of the connecting wire centers, diversity between the wire center and the customer designated premises may be limited by the physical paths available to connect the wire center and the premises.
- (8) Any additional charges levied to the Telephone Company for space and power which are required to place ADMs on the Company's side of the network interface will be passed through to the customer.
- (9) IEF service may be used in conjunction with High Capacity Services (including the Special Access Alternate Serving Wire Center optional feature) and NYNEX Enterprise DS3 Services. IEF service may also be used in conjunction with IntelliLight® Dedicated SONET Ring (IDSR) as set forth in 6.2.13, 7.2.17 or 26.1.1 preceding, IntelliLight® Broadband Transport (IBT) services as set forth in 26.1.5 following and IntelliLight® Shared Single Path (ISSP) as set forth in 26.1.6 following.

(D)  
(D)

(TR 1324)

Issued: August 30, 2000

Effective: September 14, 2000

Vice President  
2980 Fairview Park Drive, Falls Church, VA 22042

## ACCESS SERVICE

26. SONET Services (Cont'd)26.1 Service Descriptions (Cont'd)26.1.4 IntelliLight® Entrance Facility (IEF) (Cont'd)

## (E) Termination Liability

IEF Service may be cancelled without termination liability when cancellation of the IEF Service occurs within thirty (30) days of the effective date of a Telephone Company initiated rate increase and the customer's total monthly rate for the affected IEF Service increased by 8% or more.

(C)

|

(C)

Termination liability will not apply for conversions to a longer term plan.

Termination liability will not apply if the customer meets the requirements for portability which is defined as the replacement of a IEF Termination with another IEF Termination for the balance of the commitment period. Portability requirements are as follows:

- (1) The replacement IEF Termination must not already be in a term plan.
- (2) The orders to accomplish the replacement are placed with the Telephone Company at the same time with due dates which are within 90 days of each other, and are related by a related purchase order number.
- (3) The Interface quantities associated with the Termination replacement are equal to, or greater than, the service being disconnected.
- (4) The service may be moved to another location in the same Telephone Company operating territory, provided that the service was maintained in the initial location for one year.
- (5) The replacing service is subject to all applicable nonrecurring charges and minimum period requirements.

(TR 1240)

Issued: December 27, 1999

Effective: January 11, 2000

Vice President  
2980 Fairview Park Drive, Falls Church, VA 22042

## ACCESS SERVICE

26. SONET Services (Cont'd)26.1 Service Descriptions (Cont'd)26.1.4 IntelliLight® Entrance Facility (IEF) (Cont'd)

## (E) Termination Liability (Cont'd)

Except as set forth above, the customer must fulfill its term plan for the entire capacity, or be subject to termination liability for that portion of the capacity which was not in place for the entire term. Termination liability charges are in addition to any charges associated with the customer satisfying the minimum service requirement of one year on its IEF services.

Termination charges are calculated as follows:

- If the disconnect occurs during the first year of service, termination liability is calculated at 100% of the monthly charges for the unexpired portion of the first year, and at 15% of the monthly charges for the remainder of the term plan.
- If the disconnect occurs after the first year of service, termination liability is calculated at 15% of the monthly charges from the date of disconnection through the remainder of the term plan.

## (F) Conversions

Customers who wish to convert existing High Capacity or NYNEX Enterprise Special Access Services or Switched Access Services to IEF may do so without Service Discount Plan termination liability charges as long as the total capacity of Special Access or Switched Access Service at the affected premises does not decrease. Termination liability for services provided under a Service Discount Plan are set forth in Sections 6.7.16 and 7.4.10(C) preceding. A new commitment period on the IEF term plan will commence with the conversion to IEF. No time-in-service credit shall be granted on the new term plan. All applicable nonrecurring charges for new installations, rearrangements or moves will apply. (C)

(TR 1189)

Issued: September 13, 1999

Effective: September 28, 1999

Vice President  
2980 Fairview Park Drive, Falls Church, VA 22042



## ACCESS SERVICE

26. SONET Services (Cont'd)26.1 Service Descriptions (Cont'd)26.1.4 IntelliLight® Entrance Facility (IEF) (Cont'd)

## (G) Deployment

IEF Service is provided where suitable SONET facilities and bandwidth are available to provide the requested service and interfaces. The Telephone Company will work cooperatively with the customer in determining the availability of such facilities and if service can be provided.

## (H) Rate Regulations

Monthly recurring rates apply for IEF Terminations and Interfaces. The rates for IEF are differentiated by the term plan selected by the customer and the selected interface. Additionally, the monthly rates for IEF Terminations apply on a tapered schedule as set forth in Section 31.26.4 following. The rate to be billed for each termination is based on the total number of terminations which are in-service and in billing at the end of the bill period. (C)  
For example, if thirty-four (34) IEF Terminations are in-service at the end of the bill period, the rate for each termination is the rate shown for 34 STS1 Terminations.

Nonrecurring charges apply for installation of IEF Terminations and IEF electrical Interfaces.

(TR 1189)

Issued: September 13, 1999

Effective: September 28, 1999

Vice President  
2980 Fairview Park Drive, Falls Church, VA 22042

## ACCESS SERVICE

26. SONET Services (Cont'd)26.1 Service Descriptions (Cont'd)26.1.5 IntelliLight® Broadband Transport (IBT)

## (A) General

IntelliLight® Broadband Transport (IBT) provides high speed, synchronous optical fiber-based, full duplex data transmission capabilities. IBT is provisioned over the Telephone Company's shared SONET network and provides customers with SONET based broadband access transport with the following capabilities.

OC3, OC3c or STM-1      Transmission services operating at the terminating bit rate of 155.52 Mbps

OC12, OC12c              Transmission services operating at the terminating bit rate of 622.08 Mbps

IBT services are provided where SONET facilities are available with sufficient bandwidth capacity to meet the customer's request.

IBT services consist of ports, channel terminations and channel mileage\*. With IBT service, the same payload content is maintained throughout the transmission path (i.e., if DS1s are mapped at one end, than they must also be mapped at the other end).

(T)  
(T)

The technical specifications for IBT service are delineated in Technical Reference GR-253-CORE, Issue 2. When provided with STM-1 transmission, the technical specifications are delineated in Technical References ITU G707, ITU G708 and ITU G709.

- \* IBT ports are not provided at an Expanded Interconnection multiplexing node or virtual collocation arrangement.

In the states of New York and Connecticut, an OCT POT Bay Termination and OCT Cable and Frame Termination (described in Section 28. following) also apply for connection(s) to a multiplexing node and a VOCT Access Charge (described in Section 28. following) also applies for connection(s) to a virtual collocation arrangement.

(C)  
|  
(C)

(TR 1349)

Issued: November 13, 2000

Effective: November 28, 2000

Vice President  
2980 Fairview Park Drive, Falls Church, VA 22042

## ACCESS SERVICE

26. SONET Services (Cont'd)26.1 Service Descriptions (Cont'd)26.1.5 IntelliLight® Broadband Transport (IBT) (Cont'd)

## (A) General (Cont'd)

IBT services may be used to connect:

- a customer designated premises to another customer designated premises to create a two-point service. This configuration consists of a port and a standard channel termination at each end (customer designated premises) and channel mileage, when applicable; or
- a customer designated premises to an Expanded Interconnection multiplexing node or virtual collocation arrangement\*. This configuration consists of a port and a standard channel termination at the customer designated premises and either an office channel termination or virtual office channel termination at the multiplexing node or virtual collocation arrangement, as applicable#. Channel mileage also applies when the two locations are served from different wire centers; or (C)
- either a customer designated premises, an Expanded Interconnection multiplexing node or a virtual collocation arrangement to an equal speed OC3/OC3c or OC12/OC12c central office extension or port of an IntelliLight® Dedicated SONET Ring (IDSR)\*. This configuration consists of an IBT port and standard channel termination at the customer designated premises, or an office channel termination at the multiplexing node#, or a virtual office channel termination at the virtual collocation arrangement# and an equal speed Central Office Extension or port and, when applicable Premises Port of the IDSR Service; or (C)  
(C)
- either a customer designated premises, an Expanded Interconnection multiplexing node or a virtual collocation arrangement to an equal or higher speed interface of an IntelliLight® Entrance Facility\*. This configuration consists of a port and standard channel termination at the customer designated premises, or an office channel termination at the multiplexing node, or a virtual office channel termination at the virtual collocation arrangement and IEF STS1 Terminations at the premises utilizing IEF. Channel mileage also applies when the two locations are served from different wire centers; or

\* Not available with STM-1 transmission.

# In the states of New York and Connecticut, an OCT POT Bay Termination and OCT Cable and Frame Termination (described in Section 28. following) also apply for connection(s) to a multiplexing node and a VOCT Access Charge (described in Section 28. following) also applies for connection(s) to a virtual collocation arrangement. (C)  
|  
(C)

(TR 1349)

Issued: November 13, 2000

Effective: November 28, 2000

Vice President  
2980 Fairview Park Drive, Falls Church, VA 22042

## ACCESS SERVICE

26. SONET Services (Cont'd)26.1 Service Descriptions (Cont'd)26.1.5 IntelliLight® Broadband Transport (IBT) (Cont'd)

## (A) General (Cont'd)

IBT services may be used to connect:

- two equal or higher speed interfaces of different IEF arrangements\*. This configuration consists of IEF STS1 Terminations at each of the customer designated premises involved. When the wire centers serving the two IEF arrangements are different, IBT Channel mileage applies between the two serving wire centers. (C)
- a central office extension or port of an IntelliLight® Dedicated SONET Ring to an equal or higher speed interface of an IntelliLight® Entrance Facility\*. This configuration consists of an IDSR Central Office Extension or port and, when applicable, an IDSR Premises Port at the IDSR end and IEF STS1 Terminations at the premises utilizing IEF. (S)(x) (C) (S)(x)
- a port of an IntelliLight® Dedicated SONET Ring to an equal speed port of another IntelliLight® Dedicated SONET Ring\*. This configuration consists of an IDSR port at each of the IDSR serving wire centers and IBT Channel mileage between the two IDSR serving wire centers. (N) | (N)

\* Not available with STM-1 transmission. (N)

(x) Material scheduled to become effective June 16, 2000 under Transmittal No. 1293.

(TR 1294)

Issued: June 1, 2000

Effective: June 16, 2000

Vice President  
2980 Fairview Park Drive, Falls Church, VA 22042

## ACCESS SERVICE

26. SONET Services (Cont'd)26.1 Service Descriptions (Cont'd)26.1.5 IntelliLight® Broadband Transport (IBT) (Cont'd)

## (A) General (Cont'd)

IBT services may be configured in any of the following:

OC3	3 STS1 channels which each contain: <ul style="list-style-type: none"><li>- a DS3 that is STS1 mapped</li><li>- up to 28 DS1s that are VT mapped</li><li>- an STS1 channel without constraint to payload mapping</li></ul>	
OC3c	A single concatenated STS3c channel	
STM1	SDH channel of 155.52 Mbps	(N)
OC12	12 STS1 channels which each contain: <ul style="list-style-type: none"><li>- a DS3 that is STS1 mapped</li><li>- up to 28 DS1s that are VT mapped</li><li>- an STS1 channel without constraint to payload mapping</li></ul>	
OC12c	A single concatenated STS12c channel	

Certain regulations previously found on this page can now be found on Original Page 26-57.1.

(TR 1294)

Issued: June 1, 2000

Effective: June 16, 2000

Vice President  
2980 Fairview Park Drive, Falls Church, VA 22042

## ACCESS SERVICE

26. SONET Services (Cont'd)26.1 Service Descriptions (Cont'd)26.1.5 IntelliLight® Broadband Transport (IBT) (Cont'd)

## (B) Optional Features and Functions (M)

The following optional features are available with IBT services. (T)

## (1) Four Fiber 1 + 1 Port Protection (M)

Four Fiber 1 + 1 Port Protection provides a standby protection card for automatic protection from a fault in the working card. It is only available with compatible CPE and is ordered on a per port basis. (M)

## (2) Fiber Path Diversity (N)

This option provides additional loop and interoffice facility survivability with diverse routing of the working fiber pair and protect fiber pair. Fiber Path Diversity (FPD) with 1 x 1 protection insures survivability from fiber faults, except where common entrances exist. Fiber Path diversity is available for terminations and IOF mileage. If FPD is desired, each termination and IOF mile of the service is ordered with this feature. Services with FPD have a 1 hour service guarantee. (C)

Dual entrances at a customer designated premises and Telephone Company wire centers are not considered standard with IBT, but may be provided where facilities are available. In instances where the customer designated premises and the serving wire center are located in the same building, there may not be physical diversity in the building. (M)

Certain regulations on this page formally appeared on 2<sup>nd</sup> Revised Page 26-55 and Original Page 26-57.

(TR 1294)

Issued: June 1, 2000

Effective: June 16, 2000

Vice President  
2980 Fairview Park Drive, Falls Church, VA 22042

## ACCESS SERVICE

26. SONET Services (Cont'd)26.1 Service Descriptions (Cont'd)26.1.5 IntelliLight® Broadband Transport (IBT) (Cont'd)

## (C) Terms and Conditions

- (1) IBT is available on a month-to-month basis, or for a term period of 3 or 5 years. In either case, the minimum service period for IBT is one year.
- (2) At the expiration of a 3 or 5 year term plan, the service will be converted to month-to-month billing and rated at the then prevailing rates for month-to-month service. The customer will also have the option of subscribing to any then effective term plan billing in lieu of service being provided as month-to-month billing.
- (3) All rate elements associated with an IBT service which is provided on a point-to-point basis between customer designated premises must be in the same rate plan.
- (4) The installation of IBT service is based on a negotiated interval as described in 5.2.1 preceding.
- (5) Any additional charges levied to the Telephone Company for space and power which are required to place ADMs on the Company's side of the network interface will be passed through to the customer.
- (6) The customer is responsible to specify, in its order for service, what service configuration is to be contained in each service connection.
- (7) IBT services are covered by a service guarantee as set forth in Section 2.4.4(B)(11) preceding.
- (8) A change in port or channel termination will be treated as a discontinuance of the existing service and an installation of a new service. All associated nonrecurring charges will apply for the new service. A new minimum period will be established for the new service. The customer will also be responsible for all outstanding minimum service period obligations associated with the disconnected service.
- (9) All connections of IBT service to an Expanded Interconnection multiplexing node or virtual collocation arrangement must be a 2-fiber connection.

(Z)

(TR 1349)

Issued: November 13, 2000

Effective: November 28, 2000

Vice President  
2980 Fairview Park Drive, Falls Church, VA 22042

## ACCESS SERVICE

26. SONET Services (Cont'd)26.1 Service Descriptions (Cont'd)26.1.5 IntelliLight® Broadband Transport (IBT) (Cont'd)

## (C) Terms and Conditions (Cont'd)

(9) IBT services which are provided on a month-to-month basis are subject to a one year minimum service requirement. If service is disconnected during the first year, the minimum period charge is 100% of the monthly rate from the date of disconnection through the end of the first year.

(10) IBT services which are provided under 3 or 5 year term plans are subject to termination liability if service is disconnected prior to the end of the term plan. Termination charges are calculated as follows:

- If the disconnect occurs during the first year of service, termination liability is calculated at 100% of the monthly charges for the unexpired portion of the first year, and at 25% of the monthly charges for the remainder of the term plan.
- If the disconnect occurs after the first year of service, termination liability is calculated at 25% of the monthly charges from the date of disconnection through the remainder of the term plan.

11) When IBT is ordered with STM transmission, both of the customer designated premises involved must use STM transmission. (N)  
(N)

Termination liability will not apply:

- When cancellation of the IBT Service occurs within thirty (30) days of the effective date of a Telephone Company initiated rate increase and the customer's total monthly rate for the affected IBT Service increased by 8% or more.
- When the service is converted to IntelliLight® Dedicated SONET Ring as set forth in 26.1.1 preceding.
- When service is changed to a IBT service of a higher bit rate (i.e., IBT OC3/OC3c to IBT OC12/OC12c).
- When the service is changed to an IBT Term Plan with a longer commitment period.

(TR 1294)

Issued: June 1, 2000

Effective: June 16, 2000

Vice President  
2980 Fairview Park Drive, Falls Church, VA 22042



## ACCESS SERVICE

26. SONET Services (Cont'd)26.1 Service Descriptions (Cont'd)26.1.5 IntelliLight® Broadband Transport (IBT) (Cont'd)

## (D) Rate Categories

Monthly rates apply for IBT Channel Terminations, Ports\* and Channel Mileage. (C)

The IBT Channel Termination rate category is divided into three categories, IBT Standard Channel Termination, IBT Office Channel Termination Cross Connect and IBT Virtual Office Channel Termination.

The IBT Standard Channel Termination rate category provides for the communications path between a customer designated premises and the serving wire center of that premises in the same manner as the Standard Channel Termination rate category applies to Special Access Services as set forth in Section 7.1.2(A) preceding.

The IBT Office Channel Termination Cross Connect rate category provides for the communications path between customer provided fiber optic or microwave facilities and transmission equipment and the Telephone Company serving wire center in the same manner as the Office Channel Termination applies to Special Access Services as set forth in Section 7.1.2(A) preceding. In all states except the states of New York and Connecticut, an OCT Termination Charge also applies for each Office Channel Termination cross-connected to either a Telephone Company-provided POT Bay or a customer-provided, Telephone Company-maintained POT Bay at an Expanded Interconnection multiplexing node. In the states of New York and Connecticut, an OCT POT Bay Termination and OCT Cable and Frame Termination (described in Section 28. following) also apply for connection(s) to a multiplexing node. (C)  
(C)  
(C)  
(C)  
(C)  
(C)  
(C)

The IBT Virtual Office Channel Termination rate category provides for the communications path between customer provided fiber optic facilities and transmission equipment and the Telephone Company serving wire center in the same manner as the Virtual Office Channel Termination applies to Special Access Services as set forth in Section 7.1.2(A) preceding.

Nonrecurring charges for IBT apply for the installation of any Channel Termination or Port. (C)

\* IBT ports are not provided at an Expanded Interconnection multiplexing node or virtual collocation arrangement. (N)  
(N)

(TR 1349)

Issued: November 13, 2000

Effective: November 28, 2000

Vice President  
2980 Fairview Park Drive, Falls Church, VA 22042

## ACCESS SERVICE

26. SONET Services (Cont'd)26.1 Service Descriptions (Cont'd)26.1.5 IntelliLight® Broadband Transport (IBT) (Cont'd)

## (E) Rate Regulations

- (1) IBT Channel Terminations and Ports are subject to a guarantee for service interruptions under the regulations set forth in Section 2.4.4(B)(11) preceding. (T)

Ports for IBT are provided as either two fiber network interfaces of the full service bandwidth, or as four fiber interfaces consisting of 2 cards, one working and a second for standby (four fiber 1+1 protection or 4F 1+1).

IBT ports are not provided at an Expanded Interconnection multiplexing node or virtual collocation arrangement.

- (2) When mileage is applicable, Channel Mileage for IBT services applies as a Fixed rate per service and a rate Per Mile.

The manner in which the Channel Mileage rate element is measured and rates are applied is in accordance with the regulations set forth in Section 7.4.6 preceding for Special Access Service mileage measurement.

- (3) When IBT is provided to a customer designated premises which utilizes IntelliLight® Entrance Facility (IEF) as specified in 26.1.4 preceding, IEF Termination and Interface rates and charges as set forth in Section 31.26.4 following apply at that premises in lieu of IBT Channel Terminations and Ports.

- (4) IBT to an Expanded Interconnection arrangement may be provided with an Enhanced Ordering Option (EOO) as specified in Section 5.2 preceding at the rates and charges set forth in Section 31.26.5(A)(4) following.

(TR 1294)

Issued: June 1, 2000

Effective: June 16, 2000

Vice President  
2980 Fairview Park Drive, Falls Church, VA 22042

## ACCESS SERVICE

26. SONET Services (Cont'd)26.1 Service Descriptions (Cont'd)26.1.6 IntelliLight® Shared Single Path (ISSP)

## (A) General

IntelliLight® Shared Single Path (ISSP) is a Synchronous Transport Level 1 (STS1) channel for the transmission of 51.84 Mbps data between the following locations. (C)  
(C)  
(C)

- Customer designated premises to customer designated premises (N)
- Customer designated premises to Expanded Interconnection multiplexing node or virtual collocation arrangement (N)
- Telephone Company wire centers associated with an IEF arrangement(s). (T)
- An IEF arrangement and a customer designated premises, Expanded Interconnection multiplexing node, virtual collocation arrangement, or a Telephone Company wire center where STS1 to DS1 multiplexing is performed. (C)  
(C)  
(C)
- An IDSR central office node and a customer designated premises, IEF arrangement, Expanded Interconnection multiplexing node, virtual collocation arrangement, access tandem, end office or Telephone Company wire center where STS1 to DS1 multiplexing is performed. (C)  
(C)  
(C)

ISSP is provisioned over the Telephone Company's shared SONET network and provides customers with 51.84 Mbps which is the electrical equivalent of the Optical Carrier 1 (OC1) or DS3 with additional megabits devoted to SONET overhead information. An STS1 can carry up to 28 DS1s when specifically formatted (mapped). Synchronous mapping of DS1s as VT1.5 occurs inside the SONET network and is provided with the ISSP optional feature STS1 to DS1 multiplexing at the rates and charges set forth in Section 31.26.6 following.

ISSP is provided where SONET facilities are available with sufficient bandwidth capacity to meet the customer's request. For Special Access transmission to a customer designated premises, ISSP is provided with either an STS1 or DS3 interface. In all other cases, ISSP is provided with a STS1 interface only. The network channel interface defines the bit rate and characteristics of the channel. The following interface options used with ISSP. (N)

<u>Interface</u>	<u>Channel Interface</u>
STS1	04ST6.A
DS3	04DS6.44

(N)

Certain regulations previously found on this page can now be found on Original Page 26-61.1.

(TR 1352)

Issued: November 17, 2000

Effective: December 2, 2000

Vice President  
2980 Fairview Park Drive, Falls Church, VA 22042

## ACCESS SERVICE

26. SONET Services (Cont'd)26.1 Service Descriptions (Cont'd)26.1.6 IntelliLight® Shared Single Path (ISSP) (Cont'd)

- (B) Optional Features and Functions (M)
- DS1s multiplexing up to DS3 occurs outside the SONET network and requires DS3 to DS1 multiplexing at Telephone Company wire centers capable of performing such functions as described in Sections 6. and Section 7. preceding for Switched Access and Special Access Services, respectively. DS1s mapped at VT1.5s up to a STS1 service can be multiplexed with the optional feature of STS1/DS1 multiplexing at designated wire centers. (M)
- (C) Terms and Conditions (T)
- (1) ISSP is available on a month-to-month basis or for a term period of 3 or 5 years. The rates and charges for ISSP include channel terminations, channel mileage and the optional feature of STS1 to DS1 Multiplexing, when applicable. The channel termination rate element is divided into three categories as being a Standard Channel Termination, an Office Channel Termination or a Virtual Office Channel Termination. The manner in which the channel termination rate element is applied is in accordance with the regulations set forth in Sections 6.1.3 or 7.1.2 preceding for the Switched Access Service Entrance Facility channel termination or the Special Access Service channel termination, respectively. (N)
- The channel mileage rate element consists of a Fixed rate and a rate Per Mile. The manner in which the Channel Mileage rate element is measured and rates are applied is in accordance with the regulations set forth in Sections 6.7.11 and 7.4.6 preceding for Switched Access and Special Access Service mileage measurement, respectively. (M)

Regulations on this page formerly appeared on 1<sup>st</sup> Revised Page 26-61 and 1<sup>st</sup> Revised Page 26-62.

(TR 1352)

Issued: November 17, 2000

Effective: December 2, 2000

Vice President  
2980 Fairview Park Drive, Falls Church, VA 22042

## ACCESS SERVICE

26. SONET Services (Cont'd)26.1 Service Descriptions (Cont'd)26.1.6 IntelliLight® Shared Single Path (ISSP) (Cont'd)

- (C) Terms and Conditions (Cont'd) (T)
- (1) (Cont'd)
- At the expiration of a 3 or 5 year term plan, the service will be converted to month-to-month billing and rated at the then prevailing rates for month-to-month service. The customer will also have the option of subscribing to any then effective term plan billing in lieu of service being provided as month-to-month. (C)
- The rates and charges for any other Switched Access, Special Access or SONET service connected to ISSP are subject to the rates and charges for the specific service being provided. (C)
- (2) The minimum service period for ISSP is twelve months. (D)
- (4) Customers who order an ISSP must specify how the signal is to be mapped, i.e., VT1.5 or DS3 mapped (see definitions for Virtual Tributary and SONET in Section 2.6 preceding). (T)
- (5) ISSP channel terminations, channel mileage and optional features are subject to the guarantees set forth in Section 2.4.4(B)(12) preceding for service interruptions. (T)
- (5) ISSP to an Expanded Interconnection multiplexing node or virtual collocation arrangement may be provided with an Enhanced Ordering Option (EOO) as specified in Section 5.2 preceding at the rates and charges set forth in Section 31.26.6 following. (N)

Certain regulations previously found on this page can now be found on Original Page 26-61.1.

(TR 1352)

Issued: November 17, 2000

Effective: December 2, 2000

Vice President  
2980 Fairview Park Drive, Falls Church, VA 22042

## ACCESS SERVICE

26. SONET Services (Cont'd)26.1 Service Descriptions (Cont'd)26.1.6 IntelliLight® Shared Single Path (ISSP) (Cont'd)

## (D) Termination Liability

(T)

ISSP may be cancelled without termination liability when cancellation of the ISSP occurs within thirty (30) days of the effective date of a Telephone Company initiated rate increase and the customer's total monthly rate for the affected ISSP Service increased by 8% or more.

Termination liability will not apply for conversions to a longer term plan.

Termination liability will not apply if the customer meets the requirements for portability which is defined as the replacement of an ISSP channel termination, channel mileage or optional feature with another ISSP channel termination, channel mileage or optional feature for the balance of the commitment period. Portability requirements are as follows:

(C)

(C)

- (1) The replacement ISSP rate element must not already be in a term plan.
- (2) The orders to accomplish the replacement are placed with the Telephone Company at the same time with due dates which are within 90 days of each other, and are related by a related purchase order number.
- (3) The service may be moved to another location in the same Telephone Company operating territory, provided that the service was maintained in the initial location for one year.
- (4) The replacing ISSP rate element is subject to all applicable nonrecurring charges and minimum period requirements.

(D)

(D)

(TR 1352)

Issued: November 17, 2000

Effective: December 2, 2000

Vice President  
2980 Fairview Park Drive, Falls Church, VA 22042