
ACCESS SERVICE

Regulations, Rates and Charges
applying to the provision of Access Services
within a Local Access and Transport Area (LATA) or
equivalent Market Area for connection to interstate
communications facilities for Interstate Customers within the
operating territories of Issuing Carrier listed below.

(C)

CONSOLIDATED COMMUNICATIONS COMPANIES
including
Consolidated Communications of Texas Company
d/b/a Consolidated Communications

(C)

Access Services are provided by means of wire, fiber optics, radio or
any other suitable technology or a combination thereof.

Consolidated Communications of Fort Bend Company has merged with Consolidated Communications of Texas Company effective April 30, 2019, with Consolidated Communications of Texas Company as the surviving entity. This tariff was updated to reflect this merger effective October 1, 2019.

This tariff applies to service furnished within the following Market Areas:

Lufkin/Conroe Market Area: Alto, Apple Springs, Central, Conroe, Cut-N-Shoot, Diboll, Etoile, Fuller Springs, Grangerland, Hudson, Lake Conroe, Lufkin, Montgomery, Riverbrook, Walden and Wells exchanges

Katy Market Area: Beasley, Brookshire, Damon, Katy and Needville exchanges.

The name, title and street address of this tariff's Issuing Officer are located on the bottom of each page.

(C)

Transmittal No. 95

ACCESS SERVICE

CHECK SHEET

The pages of this tariff are effective as of the date shown. Original and revised pages as named below contain all changes that are in effect on the date hereof.

<u>Page</u>	<u>Number of Revision Except As Indicated</u>	<u>Page</u>	<u>Number of Revision Except As Indicated</u>	<u>Page</u>	<u>Number of Revision Except As Indicated</u>	<u>Page</u>	<u>Number of Revision Except As Indicated</u>
Title Page	4 th Rev	0-33	Original	2-31	Original	2-61.3	Original
0-1	96th Rev *			2-32	Original	2-61.4	Original
0-2	11 th Rev	1-1	1 st Rev	2-33	Original	2-61.5	Original
0-3	3 rd Rev			2-34	1 st Rev	2-61.6	Original
0-4	5 th Rev	2-1	1 st Rev	2-35	1 st Rev	2-61.7	Original
0-5	77th Rev *	2-2	Original	2-36	2 nd Rev	2-61.8	Original
0-6	88th Rev *	2-3	Original	2-36.1	Original	2-61.9	Original
0-7	Original	2-4	Original	2-37	1 st Rev	2-62	1 st Rev
0-8	3 rd Rev	2-5	Original	2-38	1 st Rev		
0-9	4 th Rev	2-6	Original	2-39	1 st Rev		
0-10	3 rd Rev	2-7	Original	2-40	1 st Rev		
0-11	3 rd Rev	2-8	Original	2-41	1 st Rev		
0-12	2 nd Rev	2-9	Original	2-42	Original		
0-13	2 nd Rev	2-10	Original	2-43	1 st Rev		
0-13.1	1 st Rev	2-11	Original	2-44	Original		
0-14	1 st Rev	2-12	Original	2-45	Original		
0-15	Original	2-13	Original	2-46	Original		
0-16	Original	2-14	Original	2-47	Original		
0-17	2 nd Rev	2-15	Original	2-48	Original		
0-18	2 nd Rev	2-16	Original	2-49	Original		
0-19	1 st Rev	2-17	Original	2-50	Original		
0-20	2 nd Rev	2-18	Original	2-51	Original		
0-21	4 th Rev	2-19	Original	2-52	Original		
0-22	4 th Rev	2-20	Original	2-53	1 st Rev		
0-23	4 th Rev	2-21	Original	2-54	1 st Rev		
0-24	2 nd Rev	2-22	Original	2-55	2 nd Rev		
0-25	Original	2-23	Original	2-56	2 nd Rev		
0-26	2 nd Rev	2-24	Original	2-57	1 st Rev		
0-27	1 st Rev	2-25	Original	2-58	1 st Rev		
0-28	1 st Rev	2-26	Original	2-59	1 st Rev		
0-29	2 nd Rev	2-27	Original	2-60	1 st Rev		
0-30	2 nd Rev	2-28	Original	2-61	1 st Rev		
0-31	Original	2-29	Original	2-61.1	Original		
0-32	Original	2-30	Original	2-61.2	Original		

* Changes this Transmittal

Transmittal No. 125

ACCESS SERVICE

CHECK SHEET

<u>Page</u>	<u>Number of Revision Except As Indicated</u>	<u>Page</u>	<u>Number of Revision Except As Indicated</u>	<u>Page</u>	<u>Number of Revision Except As Indicated</u>
2-63	2nd Rev	5-4	1 st Rev	6-6	1 st Rev
2-64	1st Rev	5-5	Original	6-6.1	Original
2-65	1st Rev	5-6	Original	6-6.2	Original
2-66	2 nd Rev	5-7	Original	6-6.3	Original
2-67	Original	5-8	Original	6-7	Original
2-68	Original	5-9	Original	6-8	Original
2-69	1 st Rev	5-10	Original	6-9	Original
2-70	Original	5-11	Original	6-10	Original
2-71	1 st Rev	5-12	1 st Rev	6-11	Original
2-72	1 st Rev	5-13	Original	6-12	1st Rev
2-73	Original	5-14	1 st Rev	6-13	1st Rev
2-74	Original	5-15	Original	6-14	1 st Rev
2-75	1st Rev	5-16	1 st Rev	6-15	Original
2-76	Original	5-17	Original	6-16	Original
2-77	2 nd Rev	5-18	Original	6-17	Original
2-78	1st Rev	5-19	1 st Rev	6-18	Original
2-79	1st Rev	5-20	1 st Rev	6-19	Original
2-80	Original	5-21	Original	6-20	1 st Rev
2-81	Original	5-22	1 st Rev	6-21	1st Rev
2-82	2nd Rev	5-23	Original	6-22	Original
2-83	Original	5-24	1 st Rev	6-23	Original
2-84	Original	5-25	1 st Rev	6-24	Original
2-85	Original	5-26	Original	6-25	Original
		5-27	1 st Rev	6-26	Original
3-1	2nd Rev	5-28	1 st Rev	6-27	Original
3-2	Original			6-28	Original
3-3	Original	6-1	Original	6-29	Original
		6-1.1	1st Rev	6-30	Original
4-1	3rd Rev	6-2	Original	6-31	Original
4-2	1st Rev	6-3	Original	6-32	Original
4-3	1st Rev	6-4	Original	6-32.1	Original
4-4	1st Rev	6-5	Original	6-33	Original
4-5	1st Rev			6-34	Original
4-6	1st Rev			6-35	Original
4-7	1st Rev			6-36	Original
5-1	2nd Rev *				
5-2	1 st Rev				
5-3	1st Rev *				

* Changes this Transmittal

Transmittal No. 114

Issued: October 28, 2021

Effective: November 12, 2021

Vice President, Regulatory and Public Policy
350 South Loop 366 West
Conroe, TX 77304

ACCESS SERVICE

CHECK SHEET

<u>Page</u>	<u>Number of Revision Except As Indicated</u>	<u>Page</u>	<u>Number of Revision Except As Indicated</u>	<u>Page</u>	<u>Number of Revision Except As Indicated</u>
6-37	Original	6-68	Original	6-99	Original
6-38	Original	6-69	Original	6-100	Original
6-39	Original	6-70	Original	6-101	Original
6-40	Original	6-71	Original	6-102	Original
6-41	Original	6-72	Original	6-103	Original
6-42	Original	6-73	Original	6-104	Original
6-43	Original	6-74	Original	6-105	Original
6-44	Original	6-75	Original	6-106	Original
6-45	Original	6-76	Original	6-107	Original
6-46	Original	6-77	Original	6-108	Original
6-47	Original	6-78	Original	6-109	Original
6-48	Original	6-79	Original	6-110	Original
6-49	Original	6-80	Original	6-111	Original
6-50	Original	6-81	Original	6-112	Original
6-51	Original	6-82	Original	6-113	Original
6-52	Original	6-83	Original	6-114	Original
6-53	Original	6-84	Original	6-115	Original
6-54	Original	6-85	Original	6-116	Original
6-55	1st Rev	6-86	Original	6-117	Original
6-56	Original	6-87	Original	6-118	Original
6-57	1 st Rev *	6-88	Original	6-119	Original
6-58	Original	6-89	Original	6-120	Original
6-59	Original	6-90	Original	6-121	Original
6-60	Original	6-91	Original	6-122	Original
6-61	Original	6-92	Original	6-123	Original
6-62	Original	6-93	Original	6-124	Original
6-63	Original	6-94	Original	6-125	Original
6-64	Original	6-95	Original	6-126	Original
6-65	Original	6-96	Original	6-127	Original
6-66	Original	6-97	Original	6-128	Original
6-67	Original	6-98	Original	6-129	Original

Transmittal No. 77

ACCESS SERVICE

CHECK SHEET

<u>Page</u>	<u>Number of Revision Except As Indicated</u>	<u>Page</u>	<u>Number of Revision Except As Indicated</u>	<u>Page</u>	<u>Number of Revision Except As Indicated</u>
6-130	Original	7-20	1st Rev	7-49	1st Rev
6-131	Original	7-21	1st Rev	7-50	1st Rev
6-132	Original	7-22	1st Rev	7-51	1st Rev
6-133	Original	7-23	1st Rev	7-52	1st Rev
6-134	Original	7-24	2 nd Rev		
6-135	Original	7-25	2 nd Rev	8-1	Original
6-136	Original	7-26	2 nd Rev		
6-137	Original	7-27	2 nd Rev	9-1	Original
6-138	Original	7-28	2 nd Rev		
6-139	Original	7-28.1	1st Rev	10-1	Original
6-140	Original	7-28.2	Original		
6-141	Original	7-28.3	Original	11-1	Original
6-142	Original	7-28.4	Original	11-2	Original
		7-28.5	Original		
7-1	1st Rev	7-29	2 nd Rev	12-1	Original
7-2	1st Rev	7-29.1	Original		
7-3	Original	7-29.2	Original	13-1	1st Rev
7-4	1st Rev	7-29.3	Original	13-2	1st Rev
7-5	1st Rev	7-30	1st Rev	13-3	Original
7-6	1st Rev	7-31	Original	13-4	Original
7-7	Original	7-32	Original	13-5	Original
7-8	1st Rev	7-33	Original	13-6	Original
7-9	1st Rev	7-34	Original	13-7	1st Rev
7-10	1st Rev	7-35	1st Rev	13-8	Original
7-11	1st Rev	7-36	Original	13-9	1st Rev
7-12	2 nd Rev *	7-37	1st Rev	13-10	Original
7-13	1st Rev	7-38	Original	13-11	Original
7-14	1st Rev	7-39	1st Rev	13-12	Original
7-15	1st Rev	7-40	1st Rev	13-13	Original
7-16	1st Rev	7-41	1st Rev	13-14	Original
7-17	1st Rev	7-42	1st Rev	13-15	Original
7-18	Original	7-43	1st Rev	13-16	Original
7-19	2 nd Rev	7-44	1st Rev	13-17	Original
		7-45	1st Rev	13-18	Original
		7-46	1st Rev	13-19	Original
		7-47	1st Rev	13-20	Original
		7-48	2 nd Rev		
				14-1	Original

* Changes this Transmittal

Transmittal No. 77

Issued: January 26, 2018

Effective: February 10, 2018

Vice President, Regulatory and Public Policy
350 South Loop 336 West
Conroe, TX 77304-3308

ACCESS SERVICE

CHECK SHEET

<u>Page</u>	<u>Number of Revision Except As Indicated</u>	<u>Page</u>	<u>Number of Revision Except As Indicated</u>	<u>Page</u>	<u>Number of Revision Except As Indicated</u>
15-1	Original	15-31	Original	16-12	1 st Rev
15-2	Original	15-32	Original	16-13	1 st Rev
15-3	Original	15-33	Original	16-14	4 th Rev
15-4	Original	15-34	Original	16-14.1	2 nd Rev
15-5	Original	15-35	Original	16-15	2 nd Rev
15-6	Original	15-36	Original	16-16	3 rd Rev
15-7	Original	15-37	Original	16-17	4 th Rev
15-8	Original	15-38	Original	16-18	3 rd Rev
15-9	Original	15-39	Original	16-19	3 rd Rev
15-10	Original	15-40	Original	16-20	3 rd Rev
15-11	Original	15-41	Original	16-21	3 rd Rev
15-12	Original	15-42	Original	16-22	3 rd Rev
15-13	Original	15-43	Original	16-23	2 nd Rev
15-14	Original	15-44	Original	16-24	2 nd Rev
15-15	Original	15-45	Original	16-25	2 nd Rev
15-16	Original	15-46	Original	16-26	2 nd Rev
15-17	Original	15-47	Original	16-27	2 nd Rev
15-18	Original	15-48	2 nd Rev	16-28	2 nd Rev
15-19	Original			16-29	2 nd Rev
15-20	Original	16-1	1 st Rev	16-30	2 nd Rev
15-21	Original	16-2	1 st Rev	16-31	2 nd Rev
15-22	Original	16-3	1 st Rev	16-32	2 nd Rev
15-23	Original	16-4	1 st Rev	16-33	2 nd Rev
15-24	Original	16-5	1 st Rev	16-34	2 nd Rev
15-25	1 st Rev	16-6	1 st Rev	16-35	2 nd Rev
15-26	Original	16-7	1 st Rev	16-36	2 nd Rev
15-27	Original	16-8	1 st Rev	16-37	2 nd Rev
15-28	Original	16-9	1 st Rev	16-38	2 nd Rev
15-29	Original	16-10	1 st Rev	16-39	2 nd Rev
15-30	1 st Rev	16-11	1 st Rev	16-40	2 nd Rev
				16-41	2 nd Rev
				17-1	21 st Rev
				17-1A	8 th Rev
				17-1B	8 th Rev
				17-1C	8 th Rev
				17-1.1	46th Rev *
				17-2	6 th Rev
				17-3	10 th Rev
				17-3.1	Original
				17-4	8 th Rev
				17-5	2 nd Rev

* Changes this Transmittal

Transmittal No. 125

Issued: December 15, 2023

Effective: January 1, 2024

Vice President, Regulatory and Public Policy
350 South Loop 336 West, Conroe, TX 77304-3308

ACCESS SERVICE

CHECK SHEET

<u>Page</u>	<u>Number of Revision Except As Indicated</u>	<u>Page</u>	<u>Number of Revision Except As Indicated</u>	<u>Page</u>	<u>Number of Revision Except As Indicated</u>
17-6	15 th Rev	18-5	4 th Rev	19-4	1 st Rev
17-7	3 rd Rev	18-6	14 th Rev	19-5	1 st Rev
17-8	2 nd Rev	18-7	1 st Rev	19-6	1 st Rev
17-9	9 th Rev	18-8	2 nd Rev	19-7	1 st Rev
17-10	4 th Rev	18-9	1 st Rev	19-8	1 st Rev
17-11	8 th Rev	18-10	6 th Rev	19-9	1 st Rev
17-12	7 th Rev	18-11	4 th Rev	19-10	1 st Rev
17-13	9 th Rev	18-12	4 th Rev	19-11	1 st Rev
17-14	29 th Rev	18-13	4 th Rev	19-12	1 st Rev
17-14.1	5 th Rev	18-14	1 st Rev	19-13	1 st Rev
17-14.2	8 th Rev	18-15	7 th Rev	19-14	1 st Rev
17-14.2.1	2 nd Rev	18-16	4 th Rev	19-15	1 st Rev
17-14.3	4 th Rev	18-17	22 nd Rev	19-16	1 st Rev
17-14.4	2 nd Rev	18-18	7 th Rev		
17-14.5	3 rd Rev	18-19	12 th Rev	20-1	1 st Rev
17-14.6	2 nd Rev	18-19.1	5 th Rev	20-2	1 st Rev
17-14.7	2 nd Rev	18-19.1.1	2 nd Rev	20-3	1 st Rev
17-15	3 rd Rev	18-19.2	3 rd Rev	20-4	1 st Rev
17-16	7 th Rev	18-19.3	3 rd Rev	20-5	1 st Rev
17-17	5 th Rev	18-19.4	2 nd Rev	20-6	1 st Rev
17-18	5 th Rev	18-19.5	3 rd Rev	20-7	1 st Rev
17-19	5 th Rev	18-19.6	2 nd Rev	20-8	1 st Rev
17-20	1 st Rev	18-19.7	2 nd Rev	20-9	1 st Rev
17-21	1 st Rev	18-20	3 rd Rev	20-10	1 st Rev
17-22	1 st Rev	18-21	8 th Rev	20-11	1 st Rev
17-23	6 th Rev	18-22	4 th Rev	20-12	1 st Rev
17-24	3 rd Rev	18-23	4 th Rev	20-13	1 st Rev
17-25	1 st Rev	18-24	4 th Rev	20-14	1 st Rev
17-26	4 th Rev	18-25	1 st Rev	20-15	1 st Rev
17-27	4 th Rev	18-26	1 st Rev	20-16	1 st Rev
17-28	8 th Rev	18-27	1 st Rev		
17-28.1	4 th Rev	18-28	5 th Rev		
17-29	2 nd Rev	18-29	1 st Rev		
17-30	2 nd Rev	18-30	1 st Rev		
17-31	2 nd Rev	18-31	8 th Rev		
17-32	2 nd Rev	18-31.1	4 th Rev		
17-33	2 nd Rev	18-32	2 nd Rev		
		18-33	2 nd Rev		
18-1	21 st Rev	18-34	2 nd Rev		
18-1A	7 th Rev	18-35	2 nd Rev		
18-1.1	46th Rev *	18-36	2 nd Rev		
18-2	5 th Rev				
18-3	6 th Rev	19-1	1 st Rev		
18-4	11 th Rev	19-2	1 st Rev		
18-4.1	Original	19-3	1 st Rev		

* Changes this Transmittal

Transmittal No. 125

ACCESS SERVICE

TABLE OF CONTENTS

	<u>PAGE NO.</u>
TITLE PAGE	Title Page
CHECK SHEET	0-2
TABLE OF CONTENTS	0-7
CONCURRING CARRIERS	0-25
CONNECTING CARRIERS	0-25
OTHER PARTICIPATING CARRIERS	0-25
REGISTERED SERVICE MARKS and REGISTERED TRADEMARKS	0-25
EXPLANATION OF SYMBOLS	0-26
EXPLANATION OF ABBREVIATIONS	0-26
REFERENCE TO OTHER TARIFFS	0-28
REFERENCE TO TECHNICAL PUBLICATIONS	0-28
1. APPLICATION OF TARIFF	1-1
2. GENERAL REGULATIONS	2-1
2.1 Undertaking of the Telephone Company	2-1
2.1.1 Scope	2-1
2.1.2 Limitations	2-1
2.1.3 Liability	2-3
2.1.4 Provision of Services	2-7
2.1.5 Facility Terminations	2-7
2.1.6 Service Maintenance	2-7
2.1.7 Changes and Substitutions	2-8
2.1.8 Refusal and Discontinuance of Service	2-9
2.1.9 Notification of Service-Affecting Activities	2-12
2.1.10 Coordination with Respect to Network Contingencies	2-12
2.1.11 Provision and Ownership of Telephone Numbers	2-12

Transmittal No. 1 – Filed under Special Permission No. 04-026

Issued: April 14, 2004

Effective: April 29, 2004

Vice President, Regulatory and Public Policy
300 Decker Drive
Irving, TX 75062-8136

ACCESS SERVICE

TABLE OF CONTENTS (Cont'd)

	<u>PAGE NO.</u>	
2. GENERAL REGULATIONS (Cont'd)		
2.2 Use	2-13	
2.2.1 Interference or Impairment	2-13	
2.2.2 Unlawful and Abusive Use	2-13	
2.3 Obligations of the Customer	2-14	
2.3.1 Damages	2-14	
2.3.2 Ownership of Facilities and Theft	2-14	
2.3.3 Equipment Space and Power	2-15	
2.3.4 Availability for Testing	2-15	
2.3.5 Balance	2-16	
2.3.6 Design of Customer Services	2-16	
2.3.7 References to the Telephone Company	2-16	
2.3.8 Claims and Demands for Damages	2-17	
2.3.9 Coordination with Respect to Network Contingencies	2-18	
2.3.10 Jurisdictional Report and Certification Requirements	2-18	
2.3.11 Determination of Interstate Charges for Mixed Interstate and Intrastate Access Service	2-28	(Z)
2.4 Payment Arrangements and Credit Allowances	2-29	
2.4.1 Payment of Rates, Charges and Deposits	2-29	
2.4.2 Minimum Periods and Discontinuance of Service	2-36	
2.4.3 Cancellation of an Order for Service	2-37	
2.4.4 Credit Allowance for Service Interruptions	2-37	(C)
2.4.5 Re-establishment of Service Following Fire, Flood or Other Occurrence	2-44	
2.4.6 Title or Ownership Rights	2-45	
2.4.7 Access Services Provided By More Than One Telephone Company	2-45	
2.5 Connections	2-62	(Z)

ACCESS SERVICE

TABLE OF CONTENTS (Cont'd)

	<u>PAGE NO.</u>	
2. GENERAL REGULATIONS (Cont'd)		
2.6 Definitions	2-62	
Access Customer Terminal Location (ACTL)	2-62	(N)
Access Minutes	2-62	
Access Tandem	2-62	
Aggregator	2-62	
Answer/Disconnect Supervision	2-63	
Automatic Number Identification (ANI)	2-63	
Attenuation Distortion	2-63	
Balance (100 Type) Test Line	2-63	
Bit	2-63	
Business Day	2-63	
Busy Hour Minutes of Capacity (BHMC)	2-64	
Call	2-64	
Calling Party Number (CPN)	2-64	
Carrier or Common Carrier	2-64	
CCS	2-64	
Central Office	2-64	
Central Office Maintenance Technician	2-64	
Central Office Prefix	2-65	
Channel(s)	2-65	
Channel Service Unit	2-65	
Channelize	2-65	
Charge Number	2-65	
Clear Channel Capability	2-65	
C-Message Noise	2-65	
C-Notched Noise	2-66	
Coin Station	2-66	
Committed Bit Rate	2-66	
Common Channel Signaling	2-66	
Common Line	2-66	
Communications System	2-66	
Customer(s)	2-66	
Customer Designated Premises	2-67	
Data Transmission (107 Type) Test Line	2-67	
Decibel	2-67	
Decibel Reference Noise C-Message Weighting	2-67	
Decibel Reference Noise C-Message Referenced to 0	2-67	
Detail Billing	2-67	
Direct-Trunked Transport	2-67	
Dual Tone Multi-Frequency Address Signaling	2-68	
Echo Control	2-68	
Echo Path Loss	2-68	

Transmittal No. 77

ACCESS SERVICE

TABLE OF CONTENTS (Cont'd)

2.	GENERAL REGULATIONS (Cont'd)	PAGE NO.	
2.6	Definitions (Cont'd)		
	Echo Return Loss	2-68	
	Effective 2-wire	2-69	
	Effective 4-wire	2-69	
	End Office	2-69	
	End User	2-69	
	End User Channel Termination (EUCT)	2-69	(N)
	Enhanced Service	2-70	
	Entrance Facility	2-70	
	Entry Switch	2-70	
	Envelope Delay Distortion	2-70	
	Equal Level Echo Path Loss	2-70	
	Exchange	2-70	
	Exit Message	2-71	
	Expected Measured Loss	2-71	
	Extended Area Service	2-71	
	First Point of Switching	2-71	
	Frame	2-71	
	Frame Relay Access Point Link	2-72	
	Frame Relay Network to Network (NNI) Interface Port	2-72	
	Frame Relay Access Service	2-72	
	Frame Relay User Network Interface (UNI) Port	2-72	
	Frame Relay Network Link	2-72	
	Frame Relay Virtual Link	2-72	
	Frequency Shift	2-73	
	Grandfathered	2-73	
	Host Central Office	2-73	
	Immediately Available Funds	2-74	
	Impedance Balance	2-74	
	Impulse Noise	2-74	
	Individual Case Basis	2-74	
	Initial Address Message	2-74	
	Inserted Connection Loss	2-74	
	Installation and Repair Technician	2-75	
	Interexchange Carrier (IC) or Interexchange Common Carrier	2-75	
	Intermodulation Distortion	2-75	
	Internet Protocol (IP) Signaling	2-75	
	Interstate Communications	2-75	
	Intrastate Communications	2-75	
	Legal Holiday	2-76	
	Line Side Connection	2-76	

Transmittal No. 77

ACCESS SERVICE

TABLE OF CONTENTS (Cont'd)

2.	GENERAL REGULATIONS (Cont'd)	<u>PAGE NO.</u>	
2.6	Definitions (Cont'd)		
	Local Access and Transport Area (LATA)	2-76	
	Loss Deviation	2-76	
	Major Fraction Thereof	2-76	
	Message	2-76	
	Milliwatt (102 Type) Test Line	2-77	
	Multi-Frequency (MF) Signaling	2-77	
	Network Control Signaling	2-77	
	Non-Competitive Serving Wire Center	2-77	(N)
	Non-End User Channel Termination	2-77	(N)
	Nonsynchronous Test Line	2-77	
	North American Numbering Plan	2-77	
	Off-hook	2-77	
	On-hook	2-78	
	Open Circuit Test Line	2-78	
	Originating Direction	2-78	
	Pay Telephone	2-78	
	Pay Telephone Coin Supervision	2-78	
	Phase Jitter	2-78	
	Point of Termination	2-78	
	Premises	2-78	
	Primary Exchange Carrier	2-79	
	Release Message	2-79	
	Remote Switching Modules/Systems	2-79	
	Return Loss	2-79	
	Registered Equipment	2-79	
	Secondary Exchange Carrier	2-79	
	Service Access Code	2-80	
	Service Switching Point (SSP)	2-80	
	Serving Wire Center	2-80	
	Seven Digit Manual Test Line	2-80	
	Shortage of Facilities or	2-80	
	Short Circuit Test Line	2-81	
	Signal-To-C-Notched Noise Ratio	2-81	
	Signaling Point (SP)	2-81	
	Signaling System 7 (SS7)	2-81	
	Signal Transfer Point (STP)	2-81	
	Signal Transfer Point (STP) Port	2-81	
	Signaling Return Loss	2-82	
	Subtending End Office of an Access Tandem	2-82	
	Synchronous Test Line	2-82	
	Tandem Switched Transport	2-82	
	Terminating Direction	2-82	

Transmittal No. 77

ACCESS SERVICE

TABLE OF CONTENTS (Cont'd)

	<u>PAGE NO.</u>
2. GENERAL REGULATIONS (Cont'd)	
2.6 Definitions (Cont'd)	
Toll VoIP-PSTN Traffic	2-83
800 (Toll Free Service Access Code (SAC)) Service Data	2-83
Base Basic Query	2-83
800 (Toll Free Service Access Code (SAC)) Service Data	2-83
Base Enhanced Query	2-83
800 (Toll Free Service Access Code (SAC)) Data Base Service	2-83
800 (Toll Free Service Access Code (SAC)) Service	2-83
Transmission Measuring (105 Type) Test Line/Responder	2-83
Transmission Path	2-84
Trunk	2-84
Trunk Group	2-84
Trunk Side Connection	2-84
Two-Wire to Four-Wire Conversion	2-84
V and H Coordinates Method	2-85
WATS Serving Office	2-85
Wire Center	2-85

N

Transmittal No. 34

ACCESS SERVICE

TABLE OF CONTENTS (Cont'd)

	PAGE NO.	
3. FEDERAL UNIVERSAL SERVICE CHARGE AND ISDN LINE PORTS	3-1	
3.1 Federal Universal Service Charge	3-1	
3.1.1 Rate Regulations		(N)(*)
3.2 ISDN Line Ports	3-2	
3.2.1 Rate Applications		(T)(*) (N)(*)
3.3 DS1 Line Port	3-3	
3.3.1 Rate Applications		(N)(*) (N)(*)
4. END USER ACCESS SERVICE	4-1	
4.1 General	4-1	(D)(*)
4.3 Lifeline Service	4-1	
4.4 Limitations	4-1	(N)(*)
4.5 Undertaking of the Telephone Company	4-1	(M)
4.6 Obligations of Radio Common Carriers	4-2	
4.7 Payment Arrangements and Credit Allowances	4-2	
4.7.1 Minimum Period		
4.7.2 Cancellation of Orders		
4.7.3 Changes to Orders		
4.7.4 Allowance for Interruptions		
4.7.5 Temporary Suspension of Service		
4.8 Rate Regulations	4-3	
4.8.1 Who is Billed		
4.8.2 Multiparty Service		
4.8.3 Pay Telephone Service		
4.8.4 Business Service		
4.8.5 Radio Common Carriers		
4.8.6 Remote Call Forwarding		(N) (M) (*)

* M – Material previously appearing on this page now appears on Page 0-13.1

*Issued on not less than one days notice under
authority of Special Permission No. 08-014 of the FCC

ACCESS SERVICE

TABLE OF CONTENTS (Cont'd)

	PAGE <u>NO.</u>	
5. ACCESS ORDERING	5-1	
5.1 General	5-1	
5.1.1 Service Installation	5-2	
5.1.2 Expedited Orders	5-3	
5.1.3 Selection of Facilities for Access Orders	5-4	
5.2 Ordering Requirements	5-5	
5.2.1 Switched Access Service	5-5	
5.2.2 Special Access Service	5-12	
5.2.3 WATS or WATS-type Services	5-14	
5.2.4 Mixed Use Facilities - Switched and Special Access	5-14	
5.2.5 Miscellaneous Services	5-15	
5.2.6 Reserved For Future Use	5-16	(C)
5.3 Access Orders for Services Provided by More Than One Telephone Company	5-17	
5.3.1 Non Meet Point Billing Ordering	5-17	
5.3.2 Meet Point Billing Ordering	5-18	
5.4 Charges Associated with Access Ordering	5-20	
5.4.1 Access Order Charge	5-20	
5.4.2 Miscellaneous Service Order Charge	5-21	
5.4.3 Access Order Change Charges	5-22	

Transmittal No. 77

Issued: November 16, 2017

Effective: December 1, 2017

Vice President, Regulatory and Public Policy
350 South Loop 336 West
Conroe, TX 77304

ACCESS SERVICE

TABLE OF CONTENTS (Cont'd)

	<u>PAGE NO.</u>
5. ACCESS ORDERING (Cont'd)	
5.5 Minimum Periods and Cancellations	5-25
5.5.1 Minimum Periods	5-25
5.5.2 Development of Minimum Period Charges	5-25
5.5.3 Cancellation of an Access Order	5-26
5.5.4 Partial Cancellation Charge	5-28
6. SWITCHED ACCESS SERVICE	6-1
6.1 General	6-1
6.1.1 Description and Provision of Switched Access Service Arrangements	6-2
6.1.2 Ordering Options and Conditions	6-5
6.1.3 Rate Categories	6-5
6.1.4 Special Facilities Routing	6-25
6.1.5 Design Layout Report	6-25
6.2 Undertaking of the Telephone Company	6-26
6.2.1 Network Management	6-26
6.2.2 Transmission Specifications	6-27
6.2.3 Provision of Service Performance Data	6-28
6.2.4 Testing	6-28
6.2.5 Determination of Number of Transmission Paths	6-30
6.2.6 Trunk Group Measurement Reports	6-30
6.3 Obligations of the Customer	6-31
6.3.1 Report Requirements	6-31
6.3.2 Trunk Group Measurement Reports	6-32
6.3.3 Supervisory Signaling	6-32
6.3.4 Short Duration Mass Calling Requirements	6-32
6.3.5 Call Signaling	6-32.1

N

Transmittal No. 35

Issued: December 19, 2011

Effective: January 3, 2012

Vice President, Regulatory and Public Policy
350 S. Loop 336 West
Conroe, TX 77304

T
T

ACCESS SERVICE

TABLE OF CONTENTS (Cont'd)

	<u>PAGE NO.</u>
6. SWITCHED ACCESS SERVICE (Cont'd)	
6.4 Rate Regulations	6-33
6.4.1 Description and Application of Rates and Charges	6-33
6.4.2 Minimum Monthly Charge	6-49
6.4.3 Change of Switched Access Service Arrangements	6-49
6.4.4 Moves	6-51
6.4.5 Local Information Delivery Services	6-51
6.4.6 Mileage Measurement	6-52
6.4.7 Mixed Use	6-57
6.4.8 Application of Rates for Feature Group A Extension Service	6-58
6.5 Description and Provision of Feature Group A (FGA)	6-59
6.5.1 Description	6-59
6.5.2 Optional Features	6-63
6.5.3 Optional Features Provided in Local Tariffs	6-65
6.5.4 Measuring Access Minutes	6-65
6.5.5 Testing Capabilities	6-69
6.6 Description and Provision of Feature Group B (FGB)	6-70
6.6.1 Description	6-70
6.6.2 Optional Features	6-73
6.6.3 Design and Traffic Routing	6-75
6.6.4 Measuring Access Minutes	6-75
6.6.5 Testing Capabilities	6-79

Transmittal No. 1 – Filed under Special Permission No. 04-026

ACCESS SERVICE

TABLE OF CONTENTS (Cont'd)

	<u>PAGE NO.</u>
6. SWITCHED ACCESS SERVICE (Cont'd)	
6.7 Description and Provision of Feature Group C (FGC)	6-80
6.7.1 Description	6-80
6.7.2 Optional Features	6-85
6.7.3 Design and Traffic Routing	6-88
6.7.4 Measuring Access Minutes	6-89
6.7.5 Design Blocking Probability	6-93
6.7.6 Testing Capabilities	6-95
6.8 Description and Provision of Feature Group D (FGD)	6-96
6.8.1 Description	6-96
6.8.2 Optional Features	6-100
6.8.3 Design and Traffic Routing	6-102
6.8.4 Measuring Access Minutes	6-103
6.8.5 Design Blocking Probability	6-106
6.8.6 Network Blocking Charge	6-108
6.8.7 Testing Capabilities	6-109
6.9 Common Switching, Transport Termination and Interim NXX Translation Optional Features	6-110
6.9.1 Common Switching Nonchargeable Optional Features	6-111
6.9.2 Transport Termination Nonchargeable Optional Features	6-128
6.9.3 Chargeable Optional Features	6-130
6.10 Miscellaneous Services Descriptions	6-135
6.10.1 Advanced Carrier Identification Service (ACIS)	6-135
6.10.2 Service Provider Number Portability (SPNP) Service	6-137

Transmittal No. 1 – Filed under Special Permission No. 04-026

Issued: April 14, 2004

Effective: April 29, 2004

Vice President, Regulatory and Public Policy
300 Decker Drive
Irving, TX 75062-8136

ACCESS SERVICE

TABLE OF CONTENTS (Cont'd)

	PAGE NO.	
7. SPECIAL ACCESS SERVICE	7-1	
7.1 General	7-1	
7.1.1 Channel Types	7-1	
7.1.2 Service Descriptions	7-3	
7.1.3 Service Configurations	7-5	
7.1.4 Alternate Use	7-10	
7.1.5 Special Facilities Routing	7-10	
7.1.6 Design Layout Report	7-10	
7.1.7 Acceptance Testing	7-11	
7.1.8 Ordering Options and Conditions	7-11	
7.2 Rate Regulations	7-12	
7.2.1 Rate Categories	7-12	
7.2.2 Types of Rates and Charges	7-15	
7.2.3 Moves	7-18	
7.2.4 Minimum Periods	7-19	
7.2.5 Reserved For Future Use	7-19	(C)
7.2.6 Facility Hubs	7-20	
7.2.7 Mixed Use Analog and Digital High Capacity Services	7-23	
7.2.8 High Capacity Service and Optional Rate Plans	7-25	(C)
7.2.9 Application of Competitive and Non-Competitive Rates	7-28.2	(N)
7.3 Surcharge For Special Access Service	7-29	
7.3.1 General	7-29	
7.3.2 Regulations, Rates and Charges	7-29	

Transmittal No. 77

ACCESS SERVICE

TABLE OF CONTENTS (Cont'd)

	PAGE <u>NO.</u>	
7. SPECIAL ACCESS SERVICE (Cont'd)		
7.4 Voice Grade Service	7-30	
7.4.1 Basic Channel Description	7-30	
7.4.2 Technical Specifications Packages and Network Channel Interfaces	7-30	
7.4.3 Optional Features and Functions	7-30	
7.5 Program Audio Service	7-37	
7.5.1 Basic Channel Description	7-37	
7.5.2 Technical Specifications Packages and Network Channel Interfaces	7-37	
7.6 Digital Data Service	7-38	
7.6.1 Basic Channel Description	7-38	
7.6.2 Technical Specifications Packages and Network Channel Interfaces	7-39	
7.6.3 Optional Features and Functions	7-39	
7.7 High Capacity Service	7-40	
7.7.1 Basic Channel Description	7-40	
7.7.2 Technical Specifications Packages and Network Channel Interfaces	7-41	
7.7.3 Optional Features and Functions	7-41	
7.8 RESERVED FOR FUTURE USE	7-42	(C)
7.9 RESERVED FOR FUTURE USE	7-43	(C)
		(D)
		(D)
8. RESERVED FOR FUTURE USE.	8-1	
9. RESERVED FOR FUTURE USE	9-1	
10. RESERVED FOR FUTURE USE.	10-1	

Transmittal No. 77

ACCESS SERVICE

TABLE OF CONTENTS (Cont'd)

	PAGE <u>NO.</u>
11. SPECIAL FACILITIES ROUTING OF ACCESS SERVICES	11-1
11.1 Description	11-1
11.1.1 Diversity	11-1
11.1.2 Avoidance	11-1
11.1.3 Diversity and Avoidance Combined	11-1
11.1.4 Cable-Only Facilities	11-1
12. SPECIALIZED SERVICE OR ARRANGEMENTS	12-1
12.1 General	12-1
13. ADDITIONAL ENGINEERING, ADDITIONAL LABOR AND MISCELLANEOUS SERVICES	13-1
13.1 Additional Engineering	13-1
13.2 Additional Labor	13-2
13.2.1 Overtime Installation	13-2
13.2.2 Overtime Repair	13-2
13.2.3 Stand By	13-2
13.2.4 Testing and Maintenance with Other Telephone Companies	13-2
13.2.5 Other Labor	13-2
13.3 Miscellaneous Services	13-3
13.3.1 Testing Services	13-3
13.3.2 Maintenance of Service	13-9
13.3.3 Telecommunications Service Priority - TSP	13-9
13.3.4 Billing Name and Address (BNA) Service	13-11
13.3.5 Originating Line Screening (OLS) Service	13-14
13.3.6 Pay Telephone Coin Supervision (PTCS) Service	13-15
13.3.7 900 Blocking Service	13-16
13.4 Presubscription	13-17
13.5 PIC Change	13-20
13.6 Reserved for Future Use	13-20

Transmittal No. 1 – Filed under Special Permission No. 04-026

ACCESS SERVICE

TABLE OF CONTENTS (Cont'd)

	PAGE <u>NO.</u>
14. EXCEPTIONS TO ACCESS SERVICE OFFERINGS	14-1
15. ACCESS SERVICE INTERFACES AND TRANSMISSION SPECIFICATIONS	15-1
15.1 Switched Access Service	15-1
15.1.1 Local Transport Interface Groups	15-1
15.1.2 Standard Transmission Specifications	15-10
15.1.3 Data Transmission Parameters	15-21
15.2 Special Access Service	15-25
15.2.1 Network Channel (NC) Codes	15-28
15.2.2 Network Channel Interface (NCI) Codes	15-34

16. RESERVED FOR FUTURE USE (C)
(D)
(D)
(D)

Transmittal No. 77

Issued: November 16, 2017 Effective: December 1, 2017

Vice President, Regulatory and Public Policy
350 S. Loop 336 West
Conroe, TX 77304

ACCESS SERVICE

TABLE OF CONTENTS (Cont'd)

17.	RATES AND CHARGES – LUFKIN/CONROE MARKET AREA (Alto, Apple Springs, Central, Conroe, Cut-N-Shoot, Diboll, Etoile, Fuller Springs, Grangerland, Hudson, Lake Conroe, Lufkin, Montgomery, Riverbrook, Walden and Wells exchanges)	(T) (T)
		PAGE <u>NO.</u>
17.1	End User Access Service, Federal Universal Service Charge and ISDN Line Ports	17-1
17.1.1	Reserved for Future Use	17-1
17.1.2	End User Access Service	17-1
17.1.3	Federal Universal Service Charge	17-1
17.1.4	ISDN and DS1 Line Ports	17-1
17.1.3	Lifeline Assistance Plan	17-1
17.2	Switched Access Service	17-2
17.2.1	Nonrecurring Charges	17-2
17.2.2	Local Transport	17-3
17.2.3	End Office	17-6
17.2.4	Assumed Minutes of Use	17-7
17.2.5	Operator Transfer Service	17-7
17.3	Special Access Service	17-8
17.3.1	Surcharge for Special Access Services	17-8
17.3.2	Voice Grade Service	17-9
17.3.3	Program Audio Service	17-12
17.3.4	Digital Data Service	17-13
17.3.5	High Capacity Service	17-14
17.3.6	Reserved For Future Use	17-14.4

Transmittal No. 95

Issued: September 16, 2019

Effective: October 1, 2019

Vice President, Regulatory and Public Policy
350 South Loop 336 West, Conroe, TX 77304-3308

ACCESS SERVICE

TABLE OF CONTENTS (Cont'd)

17.	RATES AND CHARGES – LUFKIN/CONROE MARKET AREA	(CONT'D)	(T)
		PAGE NO.	
17.4	Other Services	17-16	
17.4.1	Access Ordering	17-16	
17.4.2	Additional Engineering	17-17	
17.4.3	Additional Labor	17-18	
17.4.4	Miscellaneous Services	17-20	
17.4.5	Special Facilities Routing of Access Services	17-25	
17.4.6	Specialized Service or Arrangements	17-25	
17.4.7	Reserved For Future Use	17-26	
			(T)
18	RATES AND CHARGES – KATY MARKET AREA (Beasley, Brookshire, Damon, Katy and Needville exchanges)		(T)
18.1	End User Access Service, Federal Universal Service Charge and ISDN Line Ports	18-1	
18.1.1	Reserved for Future Use	18-1	
18.1.2	End User Access Service	18-1	
18.1.3	Federal Universal Service Charge	18-1	
18.1.4	ISDN and DS1 Line Ports	18-1	
18.1.3	Lifeline Assistance Plan	18-1	
18.2	Switched Access Service	18-2	
18.2.1	Nonrecurring Charges	18-2	
18.2.2	Local Transport	18-3	
18.2.3	End Office	18-6	
18.2.4	Reserved for Future Use	18-6	
18.2.5	Reserved for Future Use	18-6	
18.2.4	Assumed Minutes of Use	18-7	

Transmittal No. 95

Issued: September 16, 2019

Effective: October 1, 2019

Vice President, Regulatory and Public Policy
350 South Loop 336 West, Conroe, TX 77304-3308

ACCESS SERVICE

TABLE OF CONTENTS (Cont'd)

18	RATES AND CHARGES – KATY MARKET AREA (CONT'D)		(T)
		<u>PAGE</u> <u>NO.</u>	
18.3	Special Access Service	18-8	
18.3.1	Surcharge for Special Access Services	18-8	
18.3.2	Metallic Service – Not Available	18-9	
18.3.3	Telegraph Grade Service – Not Available	18-9	
18.3.4	Voice Grade Service	18-10	
18.3.5	Program Audio Service – Not Available	18-14	
18.3.6	Video Service – Not Available	18-14	
18.3.7	Digital Data Service	18-15	
18.3.8	High Capacity Service	18-17	
18.3.9	Reserved For Future Use	18-19.2	
18.3.10	Reserved For Future Use	18-20	
18.4	Other Services	18-21	
18.4.1	Access Ordering	18-21	
18.4.2	Additional Engineering	18-22	
18.4.3	Additional Labor	18-23	
18.4.4	Miscellaneous Services	18-25	
18.4.5	Special Federal Government Access Services – Not Available	18-30	
18.4.6	Special Facilities Routing of Access Services – Not Available	18-30	(C)
18.4.7	Specialized Service or Arrangements – Not Available	18-30	
18.4.8	Reserved for Future Use	18-31	
(A)	Reserved for Future Use	18-31	

Transmittal No. 95

ACCESS SERVICE

<u>TABLE OF CONTENTS</u> (Cont'd)		PAGE <u>NO.</u>	
19.	SPECIAL CONSTRUCTION	19-1	
19.1	Application of Section	19-1	
19.2	Reserved for Future Use	19-1	(C)
19.3	Reserved for Future Use	19-16	
19.4	Reserved for Future Use	19-16	(C)
20.	RESERVED FOR FUTURE USE		

Transmittal No. 114

ACCESS SERVICE

CONCURRING CARRIERS

NO CONCURRING CARRIERS

CONNECTING CARRIERS

NO CONNECTING CARRIERS

OTHER PARTICIPATING CARRIERS

NO OTHER PARTICIPATING CARRIERS

REGISTERED SERVICE MARKS

NONE

REGISTERED TRADEMARKS

NONE

Transmittal No. 1 – Filed under Special Permission No. 04-026

Issued: April 14, 2004

Effective: April 29, 2004

Vice President, Regulatory and Public Policy
300 Decker Drive
Irving, TX 75062-8136

ACCESS SERVICE

EXPLANATION OF SYMBOLS

C	-	to signify changed regulation.
D	-	to signify discontinued rate or regulation.
I	-	to signify increase to a rate or charge.
M	-	to signify matter relocated without change.
N	-	to signify new rate or regulation.
R	-	to signify reduction to a rate or charge.
S	-	to signify matter reissued without change.
T	-	to signify a change in text but no change in rate or regulation.
Z	-	to signify a correction.

EXPLANATION OF ABBREVIATIONS

ACIS	Advanced Carrier Identification Service	
ACTL	Access Customer Terminal Location	(N)
ADA	Abbreviated Dialing Arrangement	
AML	Actual Measured Loss	
ANI	Automatic Number Identification	
AP	Program Audio	
AT&T	American Telephone and Telegraph Company	
BHMC	Busy Hour Minutes of Capacity	
CCS	Common Channel Signaling	
CDP	Customer Designated Premises	
CI	Channel Interface	
CO	Central Office	
Cont'd	Continued	
CN	Charge Number	
CNP	Charge Number Parameter	
CPE	Customer Provided Equipment	
CPN	Calling Party Number	
CSP	Carrier Selection Parameter	
dB	decibel	
dBrnC	Decibel Reference Noise C-Message Weighting	
dBrnCO	Decibel Reference Noise C-Message Weighted O	
dc	direct current	
DDD	Direct Distance Dialing	
EAS	Extended Area Service	
EDD	Envelope Delay Distortion	
EML	Expected Measured Loss	
EPL	Echo Path Loss	
ERL	Echo Return Loss	
F	frequency	
FCC	Federal Communications Commission	

Transmittal No. 77

ACCESS SERVICE

EXPLANATION OF ABBREVIATIONS (Cont'd)

HC	High Capacity	
Hz	Hertz	
IC	Interexchange Carrier	
ICB	Individual Case Basis	
ICL	Inserted Connection Loss	
kbps	kilobits per second	
kHz	kilohertz	
LATA	Local Access and Transport Area	
ma	milliamperes	
Mbps	Megabits per second	
mcs	Microsecond	
MHz	Megahertz	
MRC	Monthly Recurring Charge	
MTS	Message Telecommunications Service(s)	
NPA	Numbering Plan Area	
NRC	Nonrecurring Charge	
NXX	Three-Digit Central Office Prefix	
PBX	Private Branch Exchange	
POT	Point of Termination	
PSTN	Public Switch Telephone Network	(N)
SAC	Service Access Code	
SNAL	Signaling Network Access Line	
SP	Signaling Point	
SPOI	Signaling Point of Interface	
SRL	Singing Return Loss	
SSP	Service Switching Point	
SS7	Signaling System 7	
STP	Signal Transfer Point	
SWC	Serving Wire Center	
TDM	Time Division Multiplexing	(N)
TLP	Transmission Level Point	
TV	Television	
VG	Voice Grade	
V & H	Vertical & Horizontal	
WATS	Wide Area Telecommunications Service(s)	
WSO	WATS Serving Office	

Transmittal No. 35

Issued: December 19, 2011

Effective: January 3, 2012

Vice President, Regulatory and Public Policy
350 S. Loop 336 West
Conroe, TX 77304

T
T

ACCESS SERVICE

REFERENCE TO OTHER TARIFFS

Whenever reference is made in this tariff to other tariffs of the Telephone Company, the reference is to the tariffs in force as of the effective date of this tariff, and to amendments thereto and successive issues thereof.

The following tariffs are referenced in this tariff and may be obtained from the Federal Communications Commission's commercial contractor:

National Exchange Carrier
Association, Inc. (NECA)
Wire Center Information
Tariff F.C.C. No. 4

National Exchange Carrier
Association, Inc. (NECA)
Access Service
Tariff F.C.C. No. 5

REFERENCE TO TECHNICAL PUBLICATIONS

The following technical publications are referenced in this tariff and may be obtained from TXU Communications Telephone Company, 300 Decker Drive, Irving, Texas, 75062-8136, Telcordia Technologies, Inc.; NECA, Government Printing Office, American National Standards Institute, or the Alliance for Telecommunications Industry Solutions. (T)
(T)

Technical Reference:

Multiple Exchange Carrier Access Billing (MECAB) Guidelines (C)
Issued: January 2003

Multiple Exchange Carrier Ordering and Design (MECOD) Guidelines (C)
Issued: February 2002

PUB 41004 Data Communications Using Voiceband Private Line Channels
Issued: October 1973

PUB 62310 Digital Data System Channel Interface Specification
Issued: September 1983

GR-342-CORE, Issue 1 – High Capacity Digital Special Access Service – Transmission Parameter Limits and Interface Combinations (C)
Issued: December 1995 (C)

TR-NPL-000258 Compatibility Information for Feature Group D Switched Access Service
Issued: October 1985

GR-334-CORE Issue 1 - Switched Access Service: Transmission Parameter Limits and Interface Combinations (C)
Issued: June 1994 (C)

TR-NWT-000335, Issue 3 - Voice Grade Special Access Service -- Transmission Parameter Limits and Interface Combinations (Z)
Issued: May 1993

Transmittal No. 2

ACCESS SERVICE

REFERENCE TO TECHNICAL PUBLICATIONS (Cont'd)

Technical Reference (Cont'd)

GR-337-CORE Issue 1 Program Audio Special Access Service and Local Channel Services
Issued: December 1995

GR-338-CORE, Issue 1 Television Special Access and Local Channel Services –
Transmission Parameter Limits and Interface Combinations
Issued: December 1995

TR-NWT-000341 Digital Data Special Access Service – Transmission Parameter Limits
and Interface Combinations
Issued: Issue 2, February 1993

GR-342-CORE, Issue 1 High Capacity Digital Special Access Service – Transmission
Parameter Limits and Interface Combinations (C)
Issued: December 1995 (C)

SR-307 Common Language NC/NCI Dictionary
Issued: Issue 1, July 2002

TR-TSV-001370 Generic Requirements for Exchange Access Frame Relay PVC Service
Issue: Issue 1, May 1993

GR-506-CORE, Issue 1 LATA Switching Systems Generic Requirements (LSSGR)
Issue: June 1996

GR-905-CORE, Issue 5 Common Channel Signaling Network Interface Specification
Issued: December 2001

GR-2936-CORE, Issue 3 Local Number Portability (LNP) Capability Specification
Service Provider Portability
Issued: November 1997

PUB AS No. 1, Issue II Access Service
Issued: May 1984
Addendum: March 1987

Telecommunications Transmission Engineering
Volume 3 - Networks and Services (Chapters 6 and 7)
Third Edition, 1980
Issued: August 1989

Integrated Network Corporation
Document CB-INC-100
Issue: June 1990

Transmittal No. 8

ACCESS SERVICE

REFERENCE TO TECHNICAL PUBLICATIONS (Cont'd)

Technical Reference (Cont'd)

Telecommunications Service Priority (TSP) System for National Security Emergency Preparedness (NSEP) Service Vendor Handbook, National Communications System (NCSH 3-1-2).

Issued: July 1990

Available: August 1990

Telecommunication Service Priority (TSP) System for National Security Emergency Preparedness (NSEP) Service User Manual, National Communications System (NCSM 3-1-1).

Issued: July 1990

Available: August 1990

GR-253-CORE, Issue 2 Synchronous Optical Network (SONET) Transport Systems: Common Generic Criteria

Issued: December 1995

GR-1374-CORE, Issue 1 SONET Inter-Carrier Interface Physical Layer Generic Criteria for Carriers

Issued: December 1994

GR-54-CORE, Issue 1 DS1 High Capacity Digital Service End User Metallic Interface Specifications

Issued: December 1995

GR-394-CORE Issue 2 Switching System Generic Requirements for Interexchange Carrier Interconnection Using the Integrated Service Digital Network User Part (ISDNUP)

Issued: November 1998

ANSI T1.606a-1992, Supplement to ANSI T1.606-1990, Integrated Services Digital Network (ISDN) – Architectural Framework and Service Description for Frame-Relaying Bearer Service (Congestion Management and Frame Size).

ANSI T1.617-1991, Integrated Services Digital Network (ISDN) – Signaling Specification for Frame Relay Bearer Service for Digital Subscriber Signaling System Number 1 (DSS1).

ANSI T1.617a-1994, Integrated Services Digital Network (ISDN) – Signaling Specification for Frame Relay Bearer Service for Digital Subscriber Signaling System Number 1 (DSS1) Protocol Encapsulation and PICS).

ANSI T1.618-1991, Integrated Services Digital Network (ISDN) – Core Aspects of Frame Protocol for Use with Frame Relay Bearer Service.

Transmittal No. 8

Issued: May 27, 2005

Effective: June 11, 2004

Vice President, Regulatory and Public Policy
300 Decker Drive
Irving, TX 75062-8136

(N)
|
(N)

ACCESS SERVICE

REFERENCE TO TECHNICAL PUBLICATIONS (Cont'd)

Technical References (Cont'd)

All ANSI documents are published by the American National Standards Institute (ANSI), 11 West 42nd St, New York, New York 10036

ANSI T1.102-1993, Digital Hierarchy – Electrical Interfaces

ANSI T1.105-1995, Synchronous Optical Network (SONET) – Basic Description including Multiplex Structure, Rates and Formats.

ANSI T1.602-1996, Integrated Services Digital Network (ISDN) – Data-Link Layer Signaling Specification for Application at the user-Network Interface.

ANSI T1.606-1990, Integrated Services Digital Network (ISDN) – Architectural Framework and Service Description for Frame-Relaying Bearer Service.

ANSI T1E1.4/2001-174, Very High-Speed Digital Subscriber Lines

ANSI T1.413 Asymmetric Digital Subscriber Line (ADSL) Metallic Interface

ANSI T1.413-1998 - Asymmetric Digital Subscriber Line (ADSL) Metallic Interface, October 2004

ANSI T1.413a-2004 -- Supplement, October 2004

ANSI T1.418-2002 - High Bit Rate Digital Subscriber Line – 2nd Generation (HDSL2), July 2004

ANSI T1.418a-2004 – Supplement, July 2004

ANSI T1.422-2001 - Single-Pair High-Speed Digital Subscriber Line (SHDSL) Transceiver, October 2003

ANSI T1.423-2001 - Asymmetric Digital Subscriber Line (ADSL) Transceivers, Oct 2003
Specifies Use of ITU-T G.992.1

ANSI T1.424-2004 - Interface between Networks and Customer Installation – Very-High Speed Digital Subscriber Lines (VDSL) Metallic Interface (DMT-based), June 2004

ANSI T1.426-2004 - Enhanced Single-pair High-speed Digital Subscriber Line (E-SHDSL) Transceivers, July 2004

ANSI T1.427.02-2005 Ethernet Transport over Single and Multi-Pair sDSL Systems,

Transmittal No. 8

ACCESS SERVICE

REFERENCE TO TECHNICAL PUBLICATIONS (Cont'd)

Technical References (Cont'd)

ETSI documents are produced by the European Telecommunications Standards Institute, and also apply to US facilities

ETSI TS 101 135, Transmission and Multiplexing (TM); High bit-rate Digital Subscriber Line (HDSL) transmission systems on metallic local lines; HDSL core specification and applications for combined ISDN-BA and 2048 kbits/s transmission (HDSL/SDSL)

ETSI TS 101 524 – Transmission and Multiplexing (TM); Access Transmission system on metallic access cables; Symmetric Single-pair high bit-rate Digital Subscriber Line (SDSL), v 1.3.1, (2005-02), February 2005 (G.SHDSL); and
524-1 – Functional Requirements
524-2 – Transceiver Requirements

The following documents are published by the International Telecommunications Union (ITU), or at <http://www.itu.int/>

ITU-T Recommendation G.707, Network node interface for the synchronous digital hierarchy (SDH), Issued: September 16, 1995.

ITU-T Recommendation G.707, Sub STM-0 network node interface for the synchronous digital hierarchy (SDH), Issued: September 16, 1995.

ITU-T Recommendation G.709, Interfaces for the Optical Transport Network (OTN), Issued: September 16, 1995.

ITU-T Recommendation G.951, Digital line systems based on the 1544 kbit/s hierarchy on symmetric pair cables.

ITU-T Recommendation G.952, Digital line systems based on the 2048 kbit/s hierarchy on symmetric pair cables.

ITU-T Recommendation G.955, Digital line systems based on the 1544 kbit/s and the 2048 kbit/s hierarchy on optical fibre cables

ITU-T Recommendation G.959.1, Optical transport network physical layer interfaces, Issued: January 2001

Transmittal No. 8

ACCESS SERVICE

REFERENCE TO TECHNICAL PUBLICATIONS (Cont'd)

Technical References (Cont'd)

ITU-T Recommendation G.985, 100 Mbit/s point-to-point Ethernet based optical access system

ITU-T Recommendation G.991.1, High bit rate Digital Subscriber Line (DSL) transceivers (HDSL/SDSL)

ITU-T Recommendation G.991.2, Single-pair High-speed Digital Subscriber Line (SHDSL) Transceivers; December 2003 in force, Amendment 2 (02/05) pre-published. (G.SHDSL)

ITU-T Recommendation G.992.1, asymmetrical digital subscriber line (ADSL) transceivers (ADSL over POTS/ISDN plus splitters)

ITU-T Recommendation G.992.2, Splitterless, asymmetric digital subscriber line (ADSL) transceivers (G.Lite)

ITU-T Recommendation G.992.3, Asymmetric digital subscriber line transceivers 2 (ADSL2)

ITU-T Recommendation G.992.4, Splitterless asymmetric digital subscriber line transceivers 2 (splitterless ADSL2)

ITU-T Recommendation G.992.5, Asymmetrical Digital Subscriber Line (ADSL) transceivers – Extended bandwidth ADSL2 (ADSL2+)

ITU-T Recommendation G.993.1, Very high speed digital subscriber line transceivers (VDSL)

ITU-T Recommendation G.994.1, Handshake procedures for digital subscriber line (DSL) transceivers

ITU-T Recommendation G.995.1, Overview of digital subscriber line (DSL) Recommendations

ITU-T Recommendation G.997.1 (1999); Physical layer management for digital subscriber line (DSL) transceivers.

The following documents are published by the Internet Engineering Task Force (IETF) and are available at <http://www.isi.edu/iab/> or <http://www.ietf.cnri.reston.va.us/>

Internet Engineering Task Force (IETF) and Internet Architecture Board (IAB) documentation on Internet protocol standards

Transmittal No. 8

ACCESS SERVICE

1. Application of Tariff

- 1.1 This tariff contains regulations, rates and charges applicable to the provision of End User Access, Switched Access, Special Access End User Channel Termination(s) in non-competitive areas, Universal Service Fund and other miscellaneous services, hereinafter referred to collectively as service(s). These services are provided to customers by the Issuing Carriers of this tariff, hereinafter the Telephone Company. This tariff also contains Access Ordering regulations and charges that are applicable when these services are ordered or modified by the customer.

(C)
(C)

The Special Access Service regulations, rates and charges located in this tariff are for Special Access EUCT in non-competitive areas. In some instances, Special Access Services will be referred to in general terms to assist in understanding the services that encompass an entire circuit.

(N)

Special Access Service that remains subject to Section 203 of the Communications Act must be filed in this tariff. Special Access Service not subject to Section 203 is provided outside this tariff. Documents, agreements or contracts that provide service outside this tariff may be accessed at the Company's website or the Company's other designated location. Rates and regulations for Special Access Service provided outside this tariff cannot supersede, negate or revise the rates and regulations contained within this tariff, and deemed lawful status does not convey to such non-tariffed services.

(N)

- 1.2 The provision of such services by the Telephone Company as set forth in this tariff does not constitute a joint undertaking with the customer for the furnishing of any service.

Transmittal No. 77

Issued: November 16, 2017

Effective: December 1, 2017

Vice President, Regulatory and Public Policy
350 South Loop 336 West
Conroe, TX 77304

ACCESS SERVICE

2. General Regulations

For Special Access General Regulations only, Non-Competitive End User Channel Terminations (EUCTs) are filed as part of this tariff. General Regulations for other Special Access Services to complete the circuit are outside this tariff and can be accessed at the Company's website or Company's other designated location. (N)
(N)

2.1 Undertaking of the Telephone Company

2.1.1 Scope

- (A) The Telephone Company does not undertake to transmit messages under this tariff.
- (B) The Telephone Company shall be responsible only for the installation, operation and maintenance of the services it provides.
- (C) The Telephone Company will, for maintenance purposes, test its service only to the extent necessary to detect and/or clear troubles.
- (D) Services are provided 24 hours daily, seven days per week, except as set forth in other applicable sections of this tariff.
- (E) The Telephone Company does not warrant that its facilities and services meet standards other than those set forth in this tariff.
- (F) The Telephone Company provides only those services that are contained in this tariff that the Telephone Company is technically capable of providing.

2.1.2 Limitations

(A) Assignment or Transfer of Services

The customer may assign or transfer the use of services provided under this tariff only where there is no interruption of use or relocation of the services. Such assignment or transfer may be made to:

- (1) another customer, whether an individual, partnership, association or corporation, provided the assignee or transferee assumes all outstanding indebtedness for such services, and the unexpired portion of the minimum period and the termination liability applicable to such services, if any; or

Transmittal No. 77

ACCESS SERVICE

2.1 Undertaking of the Telephone Company (Cont'd)

2.1.2 Limitations (Cont'd)

(A) Assignment or Transfer of Services (Cont'd)

- (2) a court-appointed receiver, trustee or other person acting pursuant to law in bankruptcy, receivership, reorganization, insolvency, liquidation or other similar proceedings, provided the assignee or transferee assumes the unexpired portion of the minimum period and the termination liability applicable to such services, if any.

In all cases of assignment or transfer, the written acknowledgement of the Telephone Company is required prior to such assignment or transfer. This acknowledgement shall be made within 15 days from the receipt of notification. All regulations and conditions contained in this tariff shall apply to such assignee or transferee.

The assignment or transfer of services does not relieve or discharge the assignor or transferor from remaining jointly or severally liable with the assignee or transferee for any obligations existing at the time of the assignment or transfer.

(B) Use and Restoration of Services

The use and restoration of services shall be in accordance with Part 64, Subpart D, Appendix A, of the Federal Communications Commission's Rules and Regulations, which specifies the priority system for such activities.

Transmittal No. 1 – Filed under Special Permission No.

ACCESS SERVICE

2. General Regulations (Cont'd)

2.1 Undertaking of the Telephone Company (Cont'd)

2.1.2 Limitations (Cont'd)

(C) Sequence of Provisioning

Subject to compliance with the rules mentioned in (B) preceding, the services offered herein will be provided to customers on a first-come, first-served basis.

The first-come, first-served sequence shall be based upon the received time and date officially recorded by the Telephone Company on customer access orders. These orders must contain all the information as required for each respective service as delineated in other sections of this tariff. Customer orders shall not be deemed to have been received until such information is provided. Should questions arise which preclude order issuance due to missing information or the need for clarification, the Telephone Company will attempt to seek such missing information or clarification on a verbal basis

2.1.3 Liability

(A) Limits of Liability

The Telephone Company's liability, if any, for its willful misconduct is not limited by this tariff. With respect to any other claim or suit, by a customer or by any others, for damages associated with the installation, provision, termination, maintenance, repair or restoration of service, and subject to the provisions of (B) through (G) following, the Telephone Company's liability if any, shall not exceed an amount equal to the proportionate charge for the service for the period during which the service was affected. This liability for damages shall be in addition to any amounts that may otherwise be due the customer under this tariff as a Credit Allowance for a Service Interruption.

Transmittal No. 1 – Filed under Special Permission No. 04-026

ACCESS SERVICE

2. General Regulations (Cont'd)

2.1 Undertaking of the Telephone Company (Cont'd)

2.1.3 Liability (Cont'd)

(B) Acts or Omissions

The Telephone Company shall not be liable for any act or omission of any other carrier or customer providing a portion of a service, nor shall the Telephone Company for its own act or omission hold liable any other carrier or customer providing a portion of a service.

(C) Damages to Customer Premises

The Telephone Company is not liable for damages to the customer premises resulting from the furnishing of a service, including the installation and removal of equipment and associated wiring, unless the damage is caused by the Telephone Company's negligence.

(D) Indemnification of Telephone Company

(1) By the End User

The Telephone Company shall be indemnified, defended and held harmless by the end user against any claim, loss or damage arising from the end user's use of services offered under this tariff, involving:

- (a) Claims for libel, slander, invasion of privacy, or infringement of copyright arising from the end user's own communications;

Transmittal No. 1 – Filed under Special Permission No. 04-026

ACCESS SERVICE

2. General Regulations (Cont'd)

2.1 Undertaking of the Telephone Company (Cont'd)

2.1.3 Liability (Cont'd)

(D) Indemnification of Telephone Company (Cont'd)

(1) By the End User (Cont'd)

- (b) Claims for patent infringement arising from the end user's acts combining or using the service furnished by the Telephone Company in connection with facilities or equipment furnished by the end users or customer or;
- (c) All other claims arising out of any act or omission of the end user in the course of using services provided pursuant to this tariff.

(2) By the Customer

The Telephone Company shall be indemnified, defended and held harmless by the customer against any claim, loss or damage arising from the customer's use of services offered under this tariff, involving:

- (a) Claims for libel, slander, invasion of privacy, or infringement of copyright arising from the customer's own communications;
- (b) Claims for patent infringement arising from the customer's acts combining or using the service furnished by the Telephone Company in connection with facilities or equipment furnished by the end user or customer or;
- (c) All other claims arising out of any act or omission of the customer in the course of using services provided pursuant to this tariff.

Transmittal No. 1 – Filed under Special Permission No. 04-026

ACCESS SERVICE

2. General Regulations (Cont'd)

2.1 Undertaking of the Telephone Company (Cont'd)

2.1.3 Liability (Cont'd)

(E) Explosive Atmospheres

The Telephone Company does not guarantee or make any warranty with respect to its services when used in an explosive atmosphere. The Telephone Company shall be indemnified, defended and held harmless by the customer from any and all claims by any person relating to such customer's use of services so provided.

(F) No License Granted

No license under patents (other than the limited license to use) is granted by the Telephone Company or shall be implied or arise by estoppel, with respect to any service offered under this tariff. The Telephone Company will defend the customer against claims of patent infringement arising solely from the use by the customer of services offered under this tariff and will indemnify such customer for any damages awarded based solely on such claims.

(G) Circumstances Beyond the Telephone Company's Control

The Telephone Company's failure to provide or maintain services under this tariff shall be excused by labor difficulties, governmental orders, civil commotions, criminal actions taken against the Telephone Company, acts of God and other circumstances beyond the Telephone Company's reasonable control, subject to the Credit Allowance for a Service Interruption as set forth in 2.4.4 following.

Transmittal No. 1 – Filed under Special Permission No. 04-026

ACCESS SERVICE

2. General Regulations (Cont'd)

2.1 Undertaking of the Telephone Company (Cont'd)

2.1.4 Provision of Services

The Telephone Company will provide to the customer, upon reasonable notice, services offered in other applicable sections of this tariff at rates and charges specified therein. Services will be made available to the extent that such services are or can be made available with reasonable effort, and after provision has been made for the Telephone Company's telephone exchange services.

2.1.5 Facility Terminations

The services provided under this tariff will include any entrance cable or drop wiring and wire or intrabuilding cable to that point where provision is made for termination of the Telephone Company's outside distribution network facilities at a suitable location inside a customer designated premises. Such wiring or cable will be installed by the Telephone Company to the Point of Termination. Moves of the Point of Termination at the customer designated premises will be as set forth in 6.4.4 and 7.2.3 following.

2.1.6 Service Maintenance

The services provided under this tariff shall be maintained by the Telephone Company. The customer or others may not rearrange, move, disconnect, remove or attempt to repair any facilities provided by the Telephone Company, other than by connection or disconnection to any interface means used, except with the written consent of the Telephone Company.

Transmittal No. 1 – Filed under Special Permission No. 04-026

ACCESS SERVICE

2. General Regulations (Cont'd)

2.1 Undertaking of the Telephone Company (Cont'd)

2.1.7 Changes and Substitutions

Except as provided for equipment and systems subject to FCC Part 68 Regulations at 47 C.F.R. Section 68.110(b), the Telephone Company may, where such action is reasonably required in the operation of its business, substitute, change or rearrange any facilities used in providing service under this tariff. Such actions may include, without limitation:

- change of minimum protection criteria,
- change of operating or maintenance characteristics of facilities, or
- change of operations or procedures of the Telephone Company.

In case of any such substitution, change or rearrangement, the transmission parameters will be within the range as set forth in Section 15 following. The Telephone Company shall not be responsible if any such substitution, change or rearrangement renders any customer furnished services obsolete or requires modification or alteration thereof or otherwise affects their use or performance. If such substitution, change or rearrangement materially affects the operating characteristics of the facility, the Telephone Company will provide reasonable notification to the customer in writing. Reasonable time will be allowed for any redesign and implementation required by the change in operating characteristics. The Telephone Company will work cooperatively with the customer to determine reasonable notification procedures.

Transmittal No. 1 – Filed under Special Permission No. 04-026

ACCESS SERVICE

2. General Regulations (Cont'd)

2.1 Undertaking of the Telephone Company (Cont'd)

2.1.8 Refusal and Discontinuance of Service

(A) If a customer fails to comply with 2.1.6 preceding (Service Maintenance) or 2.3.1, 2.3.4, 2.3.5, 2.4.1 or 2.5 following (respectively, Damages, Availability for Testing, Balance, Payment Arrangements, Connections) including any customers failure to make payments on the date and times therein specified, the Telephone Company may, on thirty (30) days written notice to the customer by Certified U.S. Mail, take the following actions:

- Refuse additional applications for service and/or refuse to complete any pending orders for service, and/or
- Discontinue the provision of service to the customer.

In the case of discontinuance all applicable charges, including termination charges, shall become due.

(B) If a customer fails to comply with 2.2.2 following (Unlawful and Abusive Use), the Telephone Company may, upon written request from a customer, or another exchange carrier, terminate service to any subscriber or customer identified as having utilized service provided under this tariff in the completion of abusive or unlawful telephone calls. Service shall be terminated by the Telephone Company as provided for in its general and/or local exchange service tariffs.

In such instances when termination occurs the Telephone Company shall be indemnified, defended and held harmless by any customer or Exchange Carrier requesting termination of service against any claim, loss or damage arising from the Telephone Company's actions in terminating such service, unless caused by the telephone Company's negligence.

Transmittal No. 1 – Filed under Special Permission No. 04-026

ACCESS SERVICE

2. General Regulations (Cont'd)

2.1 Undertaking of the Telephone Company (Cont'd)

2.1.8 Refusal and Discontinuance of Service (Cont'd)

- (C) Except as provided for equipment or systems subject to the FCC Part 68 Rules in 47 C.F.R. Section 68.108, if the customer fails to comply with 2.2.1 following Interference or Impairment), the Telephone Company will, where practicable, notify the customer that temporary discontinuance of the use of a service may be required; however, where prior notice is not practicable, the Telephone Company may temporarily discontinue service forthwith if such action is reasonable in the circumstances. In case of such temporary discontinuance, the customer will be notified promptly and afforded the opportunity to correct the condition which gave rise to the temporary discontinuance. During such period of temporary discontinuance, credit allowance for service interruptions as set forth in 2.4.4 following is not applicable.
- (D) When access service is provided by more than one Telephone Company, the companies involved in providing the joint service may individually or collectively deny service to a customer for nonpayment. Where the Telephone Company(s) affected by the nonpayment is incapable of effecting discontinuance of service without cooperation from the other joint providers of Switched Access Service, such other Telephone Company(s) will, if technically feasible, assist in denying the joint service to the customer. Service denial for such joint service will only include calls originating or terminating within, or transiting, the operating territory of the Telephone Companies initiating the service denial for nonpayment. When more than one of the joint providers must deny service to effectuate termination for nonpayment, in cases where a conflict exists in the applicable tariff provisions, the tariff regulations of the Telephone Company located closest to the customer shall apply for joint service discontinuance.

Transmittal No. 1 – Filed under Special Permission No. 04-026

ACCESS SERVICE

2. General Regulations (Cont'd)

2.1 Undertaking of the Telephone Company (Cont'd)

2.1.8 Refusal and Discontinuance of Service (Cont'd)

- (E) If the Telephone Company does not refuse additional applications for service and/or does not discontinue the provision of the services as specified for herein, and the customer's noncompliance continues, nothing contained herein shall preclude the Telephone Company's right to refuse additional applications for service and/or to discontinue the provision of the services to the non-complying customer without further notice.
- (F) If the National Exchange Carrier Association, Inc., notifies the Telephone Company that the Customer has failed to comply with Section 8 of the National Exchange Carrier Association, Inc., Tariff F.C.C. No. 5 (Lifeline Assistance and Universal Service Fund charges) including any Customer's failure to make payments on the date and times specified therein, the Telephone Company, may, on thirty days' written notice to the Customer by Certified U.S. Mail, take any of the following actions: (1) refuse additional applications for service and/or (2) refuse to complete any pending orders for service, (3) discontinue the provision of service to the Customer. In the case of discontinuance, all applicable charges shall become due.

Transmittal No. 1 – Filed under Special Permission No. 04-026

ACCESS SERVICE

2. General Regulations (Cont'd)

2.1 Undertaking of the Telephone Company (Cont'd)

2.1.9 Notification of Service-Affecting Activities

The Telephone Company will provide the customer reasonable notification of service-affecting activities that may occur in the normal operation of its business. Such activities may include, but are not limited to the following:

- equipment or facilities additions,
- removals or rearrangements,
- routine preventative maintenance, and
- major switching machine change-out.

Generally, such activities are not individual customer service specific, but may affect many customer services. No specific advance notification period is applicable to all service activities. The Telephone Company will work cooperatively with the customer to determine reasonable notification requirements.

2.1.10 Coordination with Respect to Network Contingencies

The Telephone Company intends to work cooperatively with the customer to develop network contingency plans in order to maintain maximum network capability following natural or man-made disasters which affect telecommunications services.

2.1.11 Provision and Ownership of Telephone Numbers

The Telephone Company reserves the reasonable right to assign, designate or change telephone numbers, any other call number designations associated with Access Services, or the Telephone Company serving central office prefixes associated with such numbers, when necessary in the conduct of its business. Should it become necessary to make a change in such number(s), the Telephone Company will furnish to the customer six (6) months notice, by Certified U.S. Mail, of the effective date and an explanation of the reason(s) for such change(s).

Transmittal No. 1 – Filed under Special Permission No. 04-026

ACCESS SERVICE

2. General Regulations (Cont'd)

2.2 Use

2.2.1 Interference or Impairment

The characteristics and methods of operation of any circuits, facilities or equipment provided by other than the Telephone Company and associated with the facilities utilized to provide services under this tariff shall not:

- interfere with or impair service over any facilities of the Telephone Company, its affiliated companies, or its connecting and concurring carriers involved in its services,
- cause damage to their plant,
- impair the privacy of any communications carried over their facilities, or
- create hazards to the employees of any of them or the public.

2.2.2 Unlawful and Abusive Use

- (A) The service provided under this tariff shall not be used for an unlawful purpose or used in an abusive manner.

Abusive use includes:

- (1) The use of the service of the Telephone Company for a call or calls, anonymous or otherwise, in a manner reasonably expected to frighten, abuse, torment, or harass another;
- (2) The use of the service in such a manner as to interfere unreasonably with the use of the service by one or more other customers.

Transmittal No. 1 – Filed under Special Permission No. 04-026

ACCESS SERVICE

2. General Regulations (Cont'd)

2.3 Obligations of the Customer

2.3.1 Damages

The customer shall reimburse the Telephone Company for damages to Telephone Company facilities utilized to provide services under this tariff caused by the negligence or willful act of the customer or resulting from the customer's improper use of the Telephone Company facilities, or due to malfunction of any facilities or equipment provided by other than the Telephone Company. Nothing in the foregoing provision shall be interpreted to hold one customer liable for another customer's actions. The Telephone Company will, upon reimbursement for damages, cooperate with the customer in prosecuting a claim against the person causing such damage and the customer shall be subrogated to the right of recovery by the Telephone Company for the damages to the extent of such payment.

2.3.2 Ownership of Facilities and Theft

Facilities utilized by the Telephone Company to provide service under the provisions of this tariff shall remain the property of the Telephone Company. Such facilities shall be returned to the Telephone Company by the customer, whenever requested, within a reasonable period. The equipment shall be returned in as good condition as reasonable wear will permit.

Transmittal No. 1 – Filed under Special Permission No. 04-026

ACCESS SERVICE

2. General Regulations (Cont'd)

2.3 Obligations of the Customer (Cont'd)

2.3.3 Equipment Space and Power

The customer shall furnish or arrange to have furnished to the Telephone Company, at no charge, equipment space and electrical power required by the Telephone Company to provide services under this tariff at the points of termination of such services. The selection of AC or DC power shall be mutually agreed to by the customer and the Telephone Company. The customer shall also make necessary arrangements in order that the Telephone Company will have access to such spaces at reasonable times for installing, testing, repairing or removing Telephone Company facilities used to provide services.

2.3.4 Availability for Testing

Access to facilities used to provide services under this tariff shall be available to the Telephone Company at times mutually agreed upon in order to permit the Telephone Company to make tests and adjustments appropriate for maintaining the services in satisfactory operating condition. Such tests and adjustments shall be completed within a reasonable time. As set forth in 2.4.4(C)(4) following, no credit will be allowed for any interruptions involved during such tests and adjustments.

Transmittal No. 1 – Filed under Special Permission No. 04-026

ACCESS SERVICE

2. General Regulations (Cont'd)

2.3 Obligations of the Customer (Cont'd)

2.3.5 Balance

All signals for transmission over the facilities used to provide services under this tariff shall be delivered by the customer balanced to ground except for ground start, duplex (DX) and McCulloch-Loop (Alarm System) type signaling.

2.3.6 Design of Customer Services

Subject to the provisions of 2.1.7 preceding (Changes and Substitutions), the customer shall be solely responsible, at its own expense, for the overall design of its services and for any redesigning or rearrangement of its services which may be required because of changes in facilities, operations or procedures of the Telephone Company, minimum protection criteria or operating or maintenance characteristics of the facilities.

2.3.7 References to the Telephone Company

The customer may advise end users that certain services are provided by the Telephone Company in connection with the service the customer furnishes to end users; however, the customer shall not represent that the Telephone Company jointly participates in the customer's services.

Transmittal No. 1 – Filed under Special Permission No. 04-026

ACCESS SERVICE

2. General Regulations (Cont'd)

2.3 Obligations of the Customer (Cont'd)

2.3.8 Claims and Demands for Damages

- (A) With respect to claims of patent infringement made by third persons, the customer shall defend, indemnify, protect and save harmless the Telephone Company from and against all claims arising out of the combining with, or use in connection with, the services provided under this tariff, any circuit, apparatus, system or method provided by the customer.
- (B) The customer shall defend, indemnify and save harmless the Telephone Company from and against any suits, claims, losses and damages, including punitive damages, attorney fees and court costs by third persons arising out of the construction, installation, operation, maintenance, or removal of the customer's circuits, facilities, or equipment connected to the Telephone Company's services provided under this tariff including, without limitation, Worker's Compensation claims, actions for infringement of copyright and/or unauthorized use of program material, libel and slander actions based on the content of communications transmitted over the customer's circuits, facilities or equipment, and proceedings to recover taxes, fines, or penalties for failure of the customer to obtain or maintain in effect any necessary certificates, permits, licenses, or other authority to acquire or operate the services provided under this tariff; provided, however, the foregoing indemnification shall not apply to suits, claims, and demands to recover damages for damage to property, death, or personal injury unless such suits, claims or demands are based on the tortuous conduct of the customer, its officers, agents or employees.
- (C) The customer shall defend, indemnify and save harmless the Telephone Company from and against any suits, claims, losses or damages, including punitive damages, attorney fees and court costs by the customer or third parties arising out of any act of omission of the customer in the course of using services provided under this tariff.

Transmittal No. 1 – Filed under Special Permission No. 04-026

ACCESS SERVICE

2. General Regulations (Cont'd)

2.3 Obligations of the Customer (Cont'd)

2.3.9 Coordination with Respect to Network Contingencies

The customer shall, in cooperation with the Telephone Company, coordinate in planning the actions to be taken to maintain maximum network capability following natural or man-made disasters which affect telecommunications services.

2.3.10 Jurisdictional Report and Certification Requirements

(A) Certification Requirements – Special Access Service

When the customer orders Special Access Service, and the jurisdictional nature of the customer's traffic is mixed and the customer certifies to the Telephone Company in writing that more than ten percent of the traffic is interstate, the service is considered to be interstate and is provided under this Tariff.

For those customers who were provided Special Access Service under this tariff prior to May 15, 1990, or who have pending Special Access Service orders as of May 15, 1990, the Telephone Company will by July 15, 1990, request the customer to certify their existing Special Access Service and advise the telephone company in writing of any jurisdictional change. The customer will be requested to reply to the Telephone Company within 90 days. When a Special Access Service is certified to be jurisdictionally changed, the effective date of the change will be the date the Telephone Company receives the customer's certification. There is no charge when the customer's reply results in a jurisdictional change in the Special Access Service.

Transmittal No. 1 – Filed under Special Permission No. 04-026

ACCESS SERVICE

2. General Regulations (Cont'd)

2.3 Obligations of the Customer (Cont'd)

2.3.10 Jurisdictional Report and Certification Requirements (Cont'd)

(A) Certification Requirements - Special Access Service (Cont'd)

Following initial certification, should the jurisdictional nature of the customer's Special Access Service change, the customer should inform the Telephone Company in writing of the change. The effective date of the change will be the date the Telephone Company receives the customer's notice of change. No charge applies for the jurisdictional change.

(B) Disputes Involving Jurisdictional Certification - Special Access

If a dispute arises concerning the certification of protected interstate traffic as described in (A) above, the Telephone Company will ask the customer to provide the data the customer used to determine that more than 10% of the traffic is interstate. The customer shall supply the data within thirty (30) days of the Telephone Company request. If the reply results in a jurisdictional change of a Special Access Service, the effective date of the change will be the date the Telephone Company receives the Customer's reply. There is no charge when the customer's reply results in a jurisdictional change in the Special Access Service.

Transmittal No. 1 – Filed under Special Permission No. 04-026

ACCESS SERVICE

2. General Regulations (Cont'd)

2.3 Obligations of the Customer (Cont'd)

2.3.10 Jurisdictional Report and Certification Requirements (Cont'd)

(C) Jurisdictional Reports - Switched Access

(1) General

(a) The PIUs described following are applied to MTX usage rated Carrier Common Line, Information Surcharge, Local Switching, Tandem Switched Transport and Residual Interconnection charges. Separate PIUs are required for flat rated Entrance Facilities, Direct-Trunked Transport and Multiplexars.

(b) Where a customer utilizes the services of multiple telephone companies to provide its services, provisions of Section 2.4.7 will be used to determine the customer's billing.

(2) FGA, FGB, FGC or FGD 800 Number Portability Access Service (NPAS) 900 Access Service

(a) For services where jurisdiction can be determined from the call detail, the Telephone Company will bill according to such jurisdiction by developing a projected interstate percentage.

The projected interstate percentage will be developed on a monthly basis, by end office, when the access service access minutes are measured by dividing the measured interstate originating or terminating access minutes (the access minutes where the calling number is in one state and the called number is in another state) by the total originating or terminating access minutes.

Transmittal No. 1 – Filed under Special Permission No. 04-026

ACCESS SERVICE

2. General Regulations (Cont'd)

2.3 Obligations of the Customer (Cont'd)

2.3.10 Jurisdictional Report and Certification Requirements (Cont'd)

(C) Jurisdictional Reports - Switched Access (Cont'd)

(2) FGA, FGB, FGC or FGD 800 Number Portability Access Service (NPAS) 900 Access Service (Cont'd)

- (b) Upon ordering services where call details are insufficient to determine jurisdiction, the customer will provide an interstate percentage of originating and terminating access minutes for each end office or LATA from which the customer may originate or terminate traffic. If a LATA-level PIU factor is provided by the customer, the specified percentage will be applied to all end offices to which the customer may originate or terminate traffic within the LATA or to those end offices for which an end office-level PIU is not provided.

For FGA and FGB, the customer may provide a PIU factor for each Billing Account Number (BAN) within the LATA in lieu of an end office-level PIU. If LATA-level PIU factor is provided by the customer, the specified percentage will be applied to all BANs for which a BAN-level PIU is not provided

- (3) Line Information Data Base (LIDB) Validation Service. Upon ordering LIDB Validation Service, the customer will provide an interstate percentage of LIDB queries. The LIDB Validation Service PIU will be an average PIU based on the jurisdiction of the originating end user calls for which the Telephone Company's LIDB is queried. The LIDB Validation Service will be applied to the LIDB Validation Service rates and charges.

Transmittal No. 1 – Filed under Special Permission No. 04-026

ACCESS SERVICE

2. General Regulations (Cont'd)

2.3 Obligations of the Customer (Cont'd)

2.3.10 Jurisdictional Report and Certification Requirements (Cont'd)

(C) Jurisdictional Reports - Switched Access (Cont'd)

(4) Annual Requirements

The customer shall provide to the Telephone Company by April 15 of each year a written report which provides the methodology utilized by the customer to develop the PIU factors provided in the quarterly update report as set forth in 2.3.10(C)(5) following.

If the customer does not provide the annual report by April 15 of each year, the customer will be notified by certified mail that if the annual report is not received within thirty (30) calendar days of the receipt of the notice, the Telephone Company will designate a PIU factor of 50% for each service arranged for interstate use. This factor will be applied to the next billing cycle following the thirty (30) day notice period and will be utilized until the customer provides an annual report. Once the customer does provide an annual report, the Telephone Company will update the customer's PIU factors within fifteen (15) business days utilizing the most current PIU factor reported by the customer.

Transmittal No. 1 – Filed under Special Permission No. 04-026

Issued: April 14, 2004

Effective: April 29, 2004

Vice President, Regulatory and Public Policy
350 South Loop 336 West
Conroe, TX 77304

ACCESS SERVICE

2. General Regulations (Cont'd)

2.3 Obligations of the Customer (Cont'd)

2.3.10 Jurisdictional Report and Certification Requirements (Cont'd)

(C) Jurisdictional Reports - Switched Access (Cont'd)

(5) Quarterly Update Requirements

- (a) Effective on the first of January, April, July and October of each year, the customer will update the PIU reports. The customer will forward to the Telephone Company, to be received no later than fifteen (15) business days after the first of each such month, a revised report showing the interstate and intrastate percentage of use for the past three months ending the last day of December, March, June and September, respectively, for each service arranged for interstate use. The revised report will serve as the basis for the next three months billing.
- (b) When the customer does not provide a quarterly update report, but has complied with the annual report requirements set forth in 2.3.10(C)(4), the Telephone Company will assume the percentages to be the same as those provided in the last quarterly update report received by the Telephone Company. When the customer does not provide a quarterly update report and has not complied with the annual report requirements, the provisions set forth in 2.3.10(C)(4) will apply.

Transmittal No. 1 – Filed under Special Permission No. 04-026

ACCESS SERVICE

2. General Regulations (Cont'd)

2.3 Obligations of the Customer (Cont'd)

2.3.10 Jurisdictional Report and Certification Requirements (Cont'd)

(C) Jurisdictional Reports - Switched Access (Cont'd)

(5) Quarterly Update Requirements (Cont'd)

(b) (Cont'd)

If the Telephone Company has never received a quarterly update report, the customer will be notified by certified mail that if the quarterly update report is not received within thirty (30) days of the receipt of the notice, the Telephone Company will designate a PIU factor of 50% for each service arranged for interstate use. This factor will be applied to the next billing cycle and continue until the customer provides a quarterly update report. When the customer does provide the quarterly update report, the Telephone Company will update the customer's PIU factors within fifteen (15) business days.

(6) Exemption

FGA FX/ONAL services are exempt from the Report Update requirements set forth preceding.

(7) Update Requirements for Adding To and Discontinuing Services

When a customer requires additional Access Service within the end office or LATA, the customer shall provide to the Telephone Company a revised PIU report for the overall services provided. Additionally, when a customer discontinues a portion of the Access Services within the end office or LATA, the customer shall provide to the Telephone Company a revised PIU for the overall remaining services.

Transmittal No. 1 – Filed under Special Permission No. 04-026

ACCESS SERVICE

2. General Regulations (Cont'd)

2.3 Obligations of the Customer (Cont'd)

2.3.10 Jurisdictional Report and Certification Requirements (Cont'd)

(C) Jurisdictional Reports - Switched Access (Cont'd)

(8) Update Requirements for Modifications in Service Use and Traffic Patterns

When a customer modifies his use of Access Services within an end office or LATA in such a manner that substantially affects the jurisdiction of the traffic which the PIU represents, the customer is required to provide the Telephone Company a revised PIU report for the services affected.

(9) Disputes Involving Jurisdictional Reports – Switched Access

(a) If a billing dispute arises or if a regulatory commission questions the projected PIU factor(s) provided by the customer, the Telephone Company may, by written request, require the customer to provide the data the customer used to determine the projected PIU factor(s). This written request will be considered the initiation of the audit. The customer shall supply the data to an independent auditor or the Telephone Company within thirty (30) days of the Telephone Company request. The customer shall keep records of call detail from which the percentage of interstate and intrastate use can be ascertained. The customer shall retain for a minimum of six (6) months, call detail records that substantiate the interstate percentage provided to the Telephone Company for Switched Access Services and upon request of the Telephone Company make the records available for inspection at an agreed upon location during normal business hours as reasonably necessary for purposes of verification of the percentages. The Telephone Company will audit data from one quarter unless a longer period is requested by the customer and agreed to by the Telephone Company.

(b) If the customer does not provide the requested data to the Telephone Company or independent auditor within thirty (30) days of the notice of audit, the customer will be in violation of the Tariff and subject to the provisions specified in Section 2.1.8(A), preceding.

Transmittal No. 1 – Filed under Special Permission No. 04-026

ACCESS SERVICE

2. General Regulations (Cont'd)

2.3 Obligations of the Customer (Cont'd)

2.3.10 Jurisdictional Report and Certification Requirements (Cont'd)

(C) Jurisdictional Reports - Switched Access (Cont'd)

(9) Disputes Involving Jurisdictional Reports – Switched Access (cont'd)

- (c) Audits may be conducted by: (1) the Telephone Company when the customer agrees; (2) an independent auditor under contract to the Telephone Company; (3) a mutually agreed upon independent auditor paid for equally by the customer and the Telephone Company; or (4) an independent auditor selected and paid for by the customer. If the customer selected option (4), where it pays for its own independent audit, the selected auditor must certify that the audit was performed following Commission procedures for measuring interstate traffic as established by Commission Order, and provide the Telephone Company a report with supporting documentation to verify such procedures.
- (d) Verification audits may be conducted no more frequently than once per year except in extreme circumstances. The Telephone Company and customer will attempt to limit the audit to a reasonable time to effectively complete the audit. The Telephone Company and customer shall respond promptly to requests generated during the audit to ensure timely completion of the audit.

Transmittal No. 1 – Filed under Special Permission No. 04-026

ACCESS SERVICE

2. General Regulations (Cont'd)

2.3 Obligations of the Customer (Cont'd)

2.3.10 Jurisdictional Report and Certification Requirements (Cont'd)

(C) Jurisdictional Reports - Switched Access (Cont'd)

(9) Disputes Involving Jurisdictional Reports – Switched Access (cont'd)

- (e) When a PIU audit is conducted by the Telephone Company or an independent auditor under contract to the Telephone Company, the audit results will be furnished to the customer by Certified U.S. Mail. When a PIU audit is conducted by an independent auditor selected by the customer, the audit results will be furnished to the Telephone Company by Certified U.S. Mail. The Telephone Company will adjust the customer's PIU based upon the audit results. The PIU resulting from the audit shall be applied to the customer's usage for the quarter the audit is completed, the usage for the quarter prior to the completion of the audit, and the usage for the two (2) quarters following the completion of the audit. After that time, the customer may report revised PIU pursuant to 2.3.10(C)(4) and (5), above. If the revised PIU submitted by the customer represents a deviation of 5 percentage points or more from the audited PIU, and that deviation is not due to identifiable reasons, the provisions in 2.3.10(C)(9)(a), above, may be applied.,
- (f) Both credit and debit adjustments will be made to the customer's interstate access charges based on the audit results for the specified periods to accurately reflect the interstate usage for the customer's account consistent with Section 2.4.1, following.
- (g) If, as a result of an audit conducted by an independent auditor, a customer is found to have over-stated its PIU(s) by 20 percentage points or more, the Telephone Company shall require reimbursement from the customer for the cost of the audit. Such bill(s) shall be due and paid in immediately available funds within 30 days from receipt and shall carry a late payment penalty, as set forth in Section 2.4.1, following, if not paid within the 30 days.

Transmittal No. 1 – Filed under Special Permission No. 04-026

ACCESS SERVICE

2. General Regulations (Cont'd)

2.3 Obligations of the Customer (Cont'd)

2.3.11 Determination of Interstate Charges for Mixed Interstate and Intrastate Access Service

When mixed interstate and intrastate Access Service is provided, all charges (i.e., nonrecurring, monthly and/or usage) including optional features charges will be prorated between interstate and intrastate. The percentage determined as set forth in 2.3.10(C) preceding will serve as the basis for prorating the charges unless the Telephone Company is billing according to actuals by the jurisdiction. The percentage of an Access Service to be charged as interstate is applied in the following manner:

(A) Monthly and Nonrecurring Charges

For monthly and nonrecurring chargeable rate elements, multiply the percent interstate use times the quantity of chargeable elements times the stated tariff rate.

(B) Usage Sensitive Charges

For usage sensitive (i.e., access minutes and calls) chargeable rate elements, multiply the percent interstate use times actual use (i.e., measured or Telephone Company assumed average use) times the stated tariff rate.

The interstate percentage may change as revised usage reports are submitted as set forth in 2.3.10 preceding.

Transmittal No. 1 – Filed under Special Permission No. 04-026

ACCESS SERVICE

2. General Regulations (Cont'd)

2.4 Payment Arrangements and Credit Allowances

2.4.1 Payment of Rates, Charges and Deposits

(A) Deposits

The Telephone Company may require a customer which has a proven history of late payments to the Telephone Company or does not have established credit, to make a deposit prior to or at any time after the provision of a service to the customer. No such deposit will be required of a customer which is a successor of a company which has established credit and has no history of late payments to the Telephone Company. Such deposit will not exceed the actual or estimated rates and charges for the service for a two-month period. The fact that a deposit has been made in no way relieves the customer from complying with the Telephone Company's regulations as to the prompt payment of bills. At such time as the provision of the service to the customer is terminated, the amount of the deposit will be credited to the customer's account and any credit balance, which may remain, will be refunded.

Such a deposit will be refunded or credited to the account when the customer has established credit or, in any event, after the customer has established a one-year prompt payment record at any time prior to the termination of the provision of the service to the customer. In case of a cash deposit, for the period the deposit is held by the Telephone Company, the customer will receive interest at the same percentage rate as that set forth in (C)(2)(a) or in (C)(2)(b) following, whichever is lower.

The rate will be compounded daily for the number of days from the date the customer deposit is received by the Telephone Company to and including the date such deposit is credited to the customer's account or the date the deposit is refunded by the Telephone Company. Should a deposit be credited to the customer's account, as indicated above, no interest will accrue on the deposit from the date such deposit is credited to the customer's account.

Transmittal No. 1 – Filed under Special Permission No. 04-026

ACCESS SERVICE

2. General Regulations (Cont'd)

2.4 Payment Arrangements and Credit Allowances (Cont'd)

2.4.1 Payment of Rates, Charges and Deposits (Cont'd)

(B) Bill Dates

The Telephone Company shall bill on a current basis all charges incurred by and credits due to the customer under this tariff attributable to services established or discontinued during the preceding billing period. In addition, the Telephone Company shall bill in advance charges for all services to be provided during the ensuing billing period except for charges associated with service usage and for the Federal Government which will be billed in arrears. The bill day (i.e., the billing date of a bill for a customer for Access Service under this tariff), the period of service each bill covers and the payment date will be as follows:

(1) End User Access Service and Presubscription

For End User Access Service, the Telephone Company will establish a bill day each month for each end user account or advise the customer in writing of an alternate billing schedule. Alternate billing schedules shall not be established on less than 60 days notice or initiated by the Telephone Company more than twice in any consecutive 12 month period. The bill will cover End User Access Service charges for the ensuing billing period except for End User Access Service for the Federal Government which will be billed in arrears. Any applicable Presubscription Charges, any known unbilled charges for prior periods and any known unbilled adjustments for prior periods for End User Access Service and Presubscription Service will be applied to this bill. Such bills are due when rendered.

Transmittal No. 1 – Filed under Special Permission No. 04-026

ACCESS SERVICE

2. General Regulations (Cont'd)

2.4 Payment Arrangements and Credit Allowances (Cont'd)

2.4.1 Payment of Rates, Charges and Deposits (Cont'd)

(B) Bill Dates (Cont'd)

(2) Access Services Other Than End User and Presubscription

For Service other than End User Access Service and Presubscription Service, the Telephone Company will establish a bill day each month for each customer account or advise the customer in writing of an alternate billing schedule. Alternate billing schedules shall not be established on less than 60 days notice or initiated by the Telephone Company more than twice in any consecutive 12 month period.

The bill will cover nonusage sensitive service charges for the ensuing billing period for which the bill is rendered, any known unbilled nonusage sensitive charges for prior periods and unbilled usage charges for the period after the last bill day through the current bill day. Any unbilled usage charges for prior periods and any known unbilled adjustments will be applied to this bill. Payment for such bills is due in immediately available funds by the payment date, as set forth in (C) following. If payment is not received by the payment date, a late payment penalty will apply as set forth in (C) following.

Transmittal No. 1 – Filed under Special Permission No. 04-026

ACCESS SERVICE

2. General Regulations (Cont'd)

2.4 Payment Arrangements and Credit Allowances (Cont'd)

2.4.1 Payment of Rates, Charges and Deposits (Cont'd)

(C) Payment Dates and Late Payment Penalties

- (1) All bills dated as set forth in (B)(2) preceding for service, other than End User Service and Presubscription Service, provided to the customer by the Telephone Company are due 31 days (payment date) after the bill day or by the next bill date (i.e., same date in the following month as the bill date), whichever is the shortest interval, except as provided herein, and are payable in immediately available funds. If the customer does not receive a bill at least 20 days prior to the 31 day payment due date, then the bill shall be considered delayed. When the bill has been delayed, upon request of the customer the due date will be extended by the number of days the bill was delayed. Such request of the customer must be accompanied with proof of late bill receipt.

Transmittal No. 1 – Filed under Special Permission No. 04-026

ACCESS SERVICE

2. General Regulations (Cont'd)

2.4 Payment Arrangements and Credit Allowances (Cont'd)

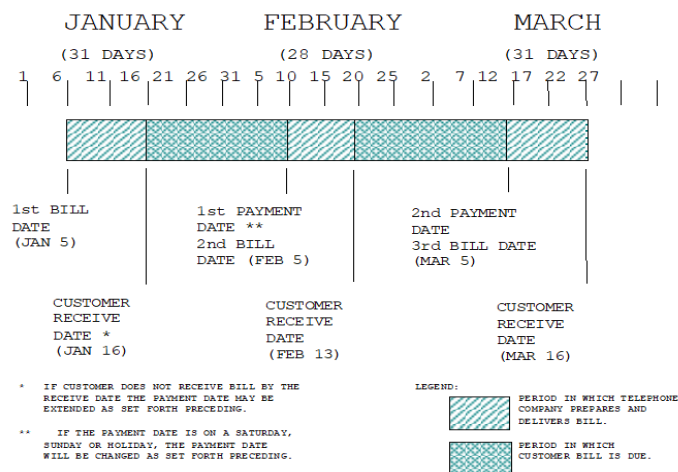
2.4.1 Payment of Rates, Charges and Deposits (Cont'd)

(C) Payment Dates and Late Payment Penalties (Cont'd)

(1) (Cont'd)

If such payment date would cause payment to be due on a Saturday, Sunday or Legal Holiday, payment for such bills will be due from the customer as follows:

- If the payment date falls on a Sunday or on a Legal Holiday which is observed on a Monday, the payment date shall be the first non-Holiday day following such Sunday or Legal Holiday.
- If the payment date falls on a Saturday or on a Legal Holiday which is observed on Tuesday, Wednesday, Thursday or Friday, the payment date shall be the last non-Holiday day preceding such Saturday or Legal Holiday.

EXAMPLE: CALCULATION OF PAYMENT DATES

Transmittal No. 1 – Filed under Special Permission No. 04-026

Issued: April 14, 2004

Effective: April 29, 2004

Vice President, Regulatory and Public Policy
350 South Loop 336 West
Conroe, TX 77304

2. General Regulations (Cont'd)

2.4 Payment Arrangements and Credit Allowances (Cont'd)

2.4.1 Payment of Rates, Charges and Deposits (Cont'd)

(C) Payment Dates and Late Payment Penalties (Cont'd)

(2) Further, if no payment is received by the payment date or if a payment or any portion of a payment is received by the Telephone Company after the payment date as set forth in (1) preceding, or if a payment or any portion of a payment is received by the Telephone Company in funds which are not immediately available to the Telephone Company, then a late payment penalty shall be due to the Telephone Company. The late payment penalty shall be the payment or the portion of the payment not received by the payment date times a late factor. The late factor shall be the lesser of:

(a) The highest interest rate (in decimal value) which may be levied by law for commercial transactions, compounded daily for the number of days from the payment date to and including the date that the customer actually makes the payment to the Telephone Company, or

(T)

(T)

(b) For the Lufkin/Conroe Market Area, 0.000590 per day, compounded daily for the number of days from the payment date to and including the date that the customer actually makes the payment to the Telephone Company.

(c) For the Katy Market Area, .000292 per day, per day, compounded daily for the number of days from the payment date to and including the date that the customer actually makes the payment to the Telephone Company.

(D) Billing Disputes Resolved in Favor of the Telephone Company

Late payment charges will apply to amounts withheld pending settlement of the dispute. Late payment charges are calculated as set forth in (C)(2) preceding except that when the customer disputes the bill on or before the payment date and pays the undisputed amount on or before the payment date, the interest period shall not begin until 10 days following the payment date.

Transmittal No. 95

ACCESS SERVICE

2. General Regulations (Cont'd)

2.4 Payment Arrangements and Credit Allowances (Cont'd)

2.4.1 Payment of Rates, Charges and Deposits (Cont'd)

(E) Billing Disputes Resolved in Favor of the Customer

If the customer pays the total billed amount and disputes all or part of the amount, the Telephone Company will refund any overpayment. In addition, the Telephone Company will pay to the customer penalty interest on the overpayment. When a claim is filed within 90 days of the due date, the penalty interest period shall begin on the payment date. When a claim is filed more than 90 days after the due date, the penalty interest period shall begin from the date of the claim or the date of overpayment, whichever is later.

The penalty interest period shall end on the date that the Telephone Company actually refunds the overpayment to the customer. The penalty interest rate shall be the lesser of:

- (1) The highest interest rate (in decimal value) which may be levied by law for commercial transactions, compounded daily for the number of days from the first date to and including the last date of the period involved, or
- (2) For the Lufkin/Conroe Market Area, 0.000590 per day, compounded daily for the number of days from the first date to and including the last date of the period involved. (T)
- (3) For the Katy Market Area, 0.000292 per day, compounded daily for the number of days from the first date to and including the last date of the period involved. (T)

(F) Proration of Charges

Adjustments for the quantities of services established or discontinued in any billing period beyond the minimum period set forth for services in other sections of this tariff will be prorated to the number of days based on a 30 day month. The Company will, upon request, furnish within 30 days of a request and at no charge to the customer such detailed information as may reasonably be required for verification of any bill.

Transmittal No. 95

ACCESS SERVICE

2. General Regulations (Cont'd)

2.4 Payment Arrangements and Credit Allowances (Cont'd)

2.4.1 Payment of Rates, Charges and Deposits (Cont'd)

(G) Rounding of Charges

When a rate as set forth in this tariff is shown to be more than two decimal places, the charges will be determined using the rate shown. The resulting amount will then be rounded to the nearest penny (i.e., rounded to two decimal places).

2.4.2 Minimum Periods and Discontinuance of Service

(A) Minimum Periods

The minimum period for which services are provided and for which rates and charges are applicable, including Section 12, is one month except for those usage rated services set forth in Section 6 (Switched Access Service), and DS3 High Capacity identified in Section 7, or as otherwise specified under Specialized Services and Arrangements in Section 12. (C)

(B) Discontinuance of Service

When a service is discontinued prior to the expiration of the minimum period, charges are applicable, whether the service is used or not.

(1) When a service with a one month minimum period is discontinued prior to the expiration of the minimum period, the full month's charge will apply at the rate level in effect at the time service is discontinued.

(2) For all services with a minimum period over one month, when a customer discontinues a service provided by the Company prior to the end of the minimum period for the service, the customer will be billed for the remainder of the charges due under the minimum period at the rate in effect at the time service is discontinued.

Or in the case of TPP customers, for the termination charges for High Capacity Term Payment Plans (TPPs) discontinued prior to the end of (C) the plan, see 7.2.8. (C)

Transmittal No. 77

ACCESS SERVICE

2. General Regulations (Cont'd)

2.4 Payment Arrangements and Credit Allowances (Cont'd)

2.4.2 Minimum Periods and Discontinuance of Service

(B) Discontinuance of Service

(3) Example

A customer has signed up for DS3 service with a one year minimum time period. If the customer decides to discontinue the service after 7 months, the cost to terminate the service will be 100% of the remaining 5 months of charges, at the rate in effect at the time of discontinuance. The customer will be billed for the entire minimum time period of the service.

(C)

(4) Grandfathered service. The following termination charge was in effect prior to the effective date of this provision. Customers who purchased or ordered services from the Company prior to the effective date have the option of paying the termination charge in this section (2.4.2(B)(5)) or the preceding part of this section (2.4.2(B)(2)-(4)).

(C)

(N)

(N)

When a service with a minimum period greater than one month is discontinued prior to the expiration of the minimum period, the applicable charge will be the lesser of (1) the Telephone Company's total nonrecoverable costs less the net salvage value for the discontinued service or (2) the total monthly charges, at the rate level in effect at the time service is discontinued, for the remainder of the minimum period.

(M)

(M)

Transmittal No. 6

Issued: April 14, 2004

Effective: April 29, 2004

Vice President, Regulatory and Public Policy
350 South Loop 336 West
Conroe, TX 77304

ACCESS SERVICE

2. General Regulations (Cont'd)

2.4 Payment Arrangements and Credit Allowances (Cont'd)

2.4.3 Cancellation of an Order for Service

Provisions for the cancellation of an order for service are set forth in other applicable sections of this tariff.

2.4.4 Credit Allowance for Service Interruptions

(A) General

A service is interrupted when it becomes unusable to the customer because of a failure of a facility component used to furnish service under this tariff or in the event that the protective controls applied by the Telephone Company result in the complete loss of service by the customer as set forth in 6.2.1 following. An interruption period starts when an inoperative service is reported to the Telephone Company, and ends when the service is operative.

(B) When a Credit Allowance Applies

In case of an interruption to any service, allowance for the period of interruption, if not due to the negligence of the customer, shall be provided.

For Digital Data Access, D1 through D4 and High Capacity, HC1, Special Access Non-Competitive End User Channel Terminations(s) (EUCTs), any period during which the error performance is below that specified for the service will be considered as an interruption.

(C)

Service interruptions for Specialized Service or Arrangements provided under Section 12. following shall be administered in the same manner as those set forth in this section (2.4.4) unless other regulations are specified with the individual case filing.

Transmittal No. 77

ACCESS SERVICE

2. General Regulations (Cont'd)

2.4 Payment Arrangements and Credit Allowances (Cont'd)

2.4.4 Credit Allowance for Service Interruptions (Cont'd)

(B) When a Credit Allowance Applies (Cont'd)

Credit allowances are computed as follows:

- (1) Special Access Service other than Program Audio and Flat Rated Switched Access Service

For Special Access Services other than Program Audio and flat rated Switched Access Service rate elements (i.e., Entrance Facility, Direct-Transport and Multiplexing), no credit shall be allowed for an interruption of less than 30 minutes. The customer shall be credited for an interruption of 30 minutes or more at the rate of 1/1440 of the monthly charges for the facility or service for each period of 30 minutes or major fraction thereof that the interruption continues.

The monthly charges used to determine the credit shall be as follows:

- (a) Two-point Services

For two-point services, the monthly charge shall be the total of all the monthly rate element charges associated with the service (i.e., two Special Access Non-Competitive End Under Channel Terminations (EUCT), optional features and other Special Access Services). (C)

- (b) Multipoint Services

For multipoint services, the monthly charge shall be only the total of all the monthly rate element charges associated with that portion of the service that is inoperative (i.e., a Special Access Non-Competitive EUCT per customer designated premises, optional features and functions and other Special Access Services). (C)

Transmittal No. 77

ACCESS SERVICE

2. General Regulations (Cont'd)

2.4 Payment Arrangements and Credit Allowances (Cont'd)

2.4.4 Credit Allowance for Service Interruptions (Cont'd)

(B) When a Credit Allowance Applies (Cont'd)

(1) Special Access Service other than Program Audio and Flat Rated
Switched Access Service (Cont'd)

(c) Reserved For Future Use (T)

Transmittal No. 77

ACCESS SERVICE

2. General Regulations (Cont'd)

2.4 Payment Arrangements and Credit Allowances (Cont'd)

2.4.4 Credit Allowance for Service Interruptions (Cont'd)

(B) When a Credit Allowance Applies (Cont'd)

(1) Special Access Service other than Program Audio and Flat Rated Switched Access Service (Cont'd)

(d) Flat Rated Switched Access Service Rate Elements

For flat rated Switched Access Service rate elements, the monthly charge shall be the total of all the monthly rate element charges associated with the service (i.e., Entrance Facility, Direct-Trunked Transport and Multiplexing

(2) Program Audio Special Access Non-Competitive End User Channel Termination(s) (EUCT) (C)

For Program Audio Special Access Non-Competitive EUCT, no credit shall be allowed for an interruption of less than 30 seconds. The customer shall be credited for an interruption of 30 seconds or more as follows: (C)

(a) For two-point services, when monthly rates are applicable, the credit shall be at the rate of 1/8640 of the monthly charges for the service for each period of 5 minutes or fraction thereof that the interruption continues.

(b) For multipoint services, when monthly rates are applicable, the credit shall be at the rate of 1/8640 of the monthly charges for each Non-Competitive EUCT and other Special Access Services and optional features and functions that are inoperative for each period of 5 minutes or fraction thereof that the interruption continues. (C)

Transmittal No. 77

ACCESS SERVICE

2. General Regulations (Cont'd)

2.4 Payment Arrangements and Credit Allowances (Cont'd)

2.4.4 Credit Allowance for Service Interruptions (Cont'd)

(B) When a Credit Allowance Applies (Cont'd)

- (2) Program Audio Special Access Non-competitive End User Channel Termination(s) (EUCT) (Cont'd) (C)
(C)

- (c) For multipoint services, the credit for the monthly charges includes the charges for the distribution amplifier only when the distribution amplifier is inoperative.

- (d) When two or more interruptions occur during a period of 5 consecutive minutes, such multiple interruptions shall be considered as one interruption.

(3) Switched Access Service Usage Rated Elements

For Switched Access Service usage rated elements, no credit shall be allowed for an interruption of less than 24 hours. The customer shall be credited for an interruption of 24 hours or more at the rate of 1/30 of any applicable monthly rate or assumed minutes of use charge for each period of 24 hours or major fraction thereof that the interruption continues.

Transmittal No. 77

ACCESS SERVICE

2. General Regulations (Cont'd)

2.4 Payment Arrangements and Credit Allowances (Cont'd)

2.4.4 Credit Allowance for Service Interruptions (Cont'd)

(B) When a Credit Allowance Applies (Cont'd)

(4) Credit Allowances Cannot Exceed Monthly Rate

The credit allowance(s) for an interruption or for a series of interruptions shall not exceed any monthly rate for the service interrupted in any one monthly billing period.

(C) When a Credit Allowance Does Not Apply

No credit allowance will be made for:

- (1) Interruptions caused by the negligence of the customer.
- (2) Interruptions of a service due to the failure of equipment or systems provided by the customer or others.
- (3) Interruptions of a service during any period in which the Telephone Company is not afforded access to the premises where the service is terminated.
- (4) Interruptions of a service when the customer has released that service to the Telephone Company for maintenance purposes, to make rearrangements, or for the implementation of an order for a change in the service during the time that was negotiated with the customer prior to the release of that service. Thereafter, a credit allowance as set forth in (B) preceding applies.

Transmittal No. 1 – Filed under Special Permission No. 04-026

ACCESS SERVICE

2. General Regulations (Cont'd)

2.4 Payment Arrangements and Credit Allowances (Cont'd)

2.4.4 Credit Allowance for Service Interruptions (Cont'd)

(C) When a Credit Allowance Does Not Apply (Cont'd)

- (5) Interruptions of a service which continue because of the failure of the customer to authorize replacement of any element of special construction, as set forth in the Consolidated Communications Companies Tariff F.C.C. No. 5. The period for which no credit allowance is made begins on the seventh day after the customer receives the Telephone Company's written notification of the need for such replacement and ends on the day after receipt by the Telephone Company of the customer's written authorization for such replacement. (C)
- (6) Periods when the customer elects not to release the service for testing and/or repair and continues to use it on an impaired basis. (C)
- (7) An interruption or a group of interruptions, resulting from a common cause, that would result in credit in an amount less than one dollar.

(D) Use of an Alternative Service Provided by the Telephone Company

Should the customer elect to use an alternative service provided by the Telephone Company during the period that a service is interrupted, the customer must pay the tariffed rates and charges for the alternative service used.

Transmittal No. 114

ACCESS SERVICE

2. General Regulations (Cont'd)

2.4 Payment Arrangements and Credit Allowances (Cont'd)

2.4.4 Credit Allowance for Service Interruptions (Cont'd)

(E) Temporary Surrender of a Service

In certain instances, the customer may be requested by the Telephone Company to surrender a service for purposes other than maintenance, testing or activity relating to a service order. If the customer consents, a credit allowance will be granted. The credit allowance will be 1/1440 of the monthly rate for each period of 30 minutes or fraction thereof that the service is surrendered. In no case will the credit allowance exceed the monthly rate for the service surrendered in any one monthly billing period.

2.4.5 Re-establishment of Service Following Fire, Flood or Other Occurrence

(A) Nonrecurring Charges Do Not Apply

Charges do not apply for the re-establishment of service following a fire, flood or other occurrence attributed to an Act of God provided that:

- (1) The service is of the same type as was provided prior to the fire, flood or other occurrence.
- (2) The service is for the same customer.
- (3) The service is at the same location on the same premises.
- (4) The re-establishment of service begins within 60 days after Telephone Company service is available. (The 60 day period may be extended a reasonable period if the renovation of the original location on the premises affected is not practical within the allotted time period).

Transmittal No. 1 – Filed under Special Permission No. 04-026

ACCESS SERVICE

2. General Regulations (Cont'd)

2.4 Payment Arrangements and Credit Allowances (Cont'd)

2.4.5 Re-establishment of Service Following Fire, Flood or Other Occurrence (Cont'd)

(B) Nonrecurring Charges Apply

Nonrecurring Charges apply for establishing service at a different location on the same premises or at a different premises pending re-establishment of service at the original location.

2.4.6 Title or Ownership Rights

The payment of rates and charges by customers for the services offered under the provisions of this tariff does not assign, confer or transfer title or ownership rights to proposals or facilities developed or utilized, respectively, by the Telephone Company in the provision of such services.

2.4.7 Access Services Provided By More Than One Telephone Company

(A) Non Meet Point Billing

FGA Access Service will be jointly provided by Telephone Companies. When Meet Point Billing is not available, the Primary Telephone Company providing the customer's dial tone will bill both originating FGA usage rates. The Secondary Telephone Company will be compensated for interstate access revenue through a Revenue-sharing Agreement with the Primary Telephone Company.

Transmittal No. 1 – Filed under Special Permission No. 04-026

ACCESS SERVICE

2. General Regulations (Cont'd)

2.4 Payment Arrangements and Credit Allowances (Cont'd)

2.4.7 Access Services Provided By More Than One Telephone Company (Cont'd)

(B) Meet Point Billing

When FGB, FGC, or FGD Access Service is provided by more than one Telephone Company, the Telephone Companies involved will bill the customer according to the Meet Point Billing Procedures described in this tariff. The customer will place the order for the service as set forth in 5.3 following dependent upon the billing method.

Meet Point Billing is required when an access service is provided by multiple Telephone Companies for Feature Groups B, C and D Switched Access Services, and Special Access. It is optional for Feature Group A Switched Access Service. For usage rated access services the access minutes of use will be determined by the Initial Billing Company and used by the Initial Billing Company and any Subsequent Billing Company(s) for the development of access charges.

Transmittal No. 1 – Filed under Special Permission No. 04-026

ACCESS SERVICE

2. General Regulations (Cont'd)

2.4 Payment Arrangements and Credit Allowances (Cont'd)

2.4.7 Access Services Provided By More Than One Telephone Company (Cont'd)

(B) Meet Point Billing (Cont'd)

- The Initial Billing Company for Feature Group B, C and D Switched Access Service is normally C the end user's end office, for WATS usage the Initial Billing Company is normally the WATS serving office. When the Initial Billing Company is other than the normally designated Telephone Company office, the Telephone Company will notify the customer.
- The Subsequent Billing Company(s) is any Telephone Company(s) in whose territory a segment of Local Transport is provided and/or where the customer's Point of Termination is located.

There are two Meet Point Billing Options -- Single Bill and Multiple Bill.

The Telephone Company must notify the customer of:

- The Meet Point Billing Option that will be used,
- The Telephone Company(s) that will render the bill(s)

Transmittal No. 1 – Filed under Special Permission No. 04-026

ACCESS SERVICE

2. General Regulations (Cont'd)

2.4 Payment Arrangements and Credit Allowances (Cont'd)

2.4.7 Access Services Provided By More Than One Telephone Company (Cont'd)

(B) Meet Point Billing (Cont'd)

- The Telephone Company(s) to whom payment(s) should be remitted, and
- The Telephone Company(s) that will provide the bill inquiry function.

The Telephone Company shall provide such notification at the time that orders are placed for access service. Additionally, the Telephone Company shall provide this notice in writing 30 days in advance of any changes.

The Telephone Company that renders the bill -- the Bill Rendering Telephone Company -- will include on the access service bill, based upon Industry Standards as described in the Multiple Exchange Carrier Access Billing Guidelines and the Multiple Exchange Carrier Ordering and Design Guidelines, cross reference(s) to the other Telephone Company(s) service and the common circuit identifiers. Should a billing dispute arise, the terms and conditions of the Bill Rendering Telephone Company will apply.

(1) Single Bill Option

The Single Bill option provides the following three billing alternatives:

- Single Bill/Multiple Tariff,
- Single Bill/Pass-Through Billing, and
- Single Bill/Single Tariff

These options are described following in a, b and c respectively.

Transmittal No. 1 – Filed under Special Permission No. 04-026

ACCESS SERVICE

2. General Regulations (Cont'd)

2.4 Payment Arrangements and Credit Allowances (Cont'd)

2.4.7 Access Services Provided By More Than One Telephone Company (Cont'd)

(B) Meet Point Billing (Cont'd)

(1) Single Bill Option (Cont'd)

(a) Single Bill/Multiple Tariff

Each Telephone Company will receive an order or a copy of the order from the customer as specified in 5.3.2 following and arrange to provide the service. The Bill Rendering Telephone Company will:

- Determine and include all other recurring and nonrecurring rates and charges for each involved Telephone Company;
- identify each involved Telephone Company's rates and charges separately on the bill;
- forward the bill to the customer; and
- advise the customer how to remit the payment, either directly to each Telephone Company involved in the provision of this meet point billed service; or, as a single payment made to the Bill Rendering Telephone Company. If payments are to be sent directly to the Bill Rendering Telephone Company, the non-bill rendering Telephone Company(s) will provide the customer with written authorization for the payment arrangement.

Transmittal No. 1 – Filed under Special Permission No. 04-026

ACCESS SERVICE

2. General Regulations (Cont'd)

2.4 Payment Arrangements and Credit Allowances (Cont'd)

2.4.7 Access Services Provided by More Than One Telephone Company (Cont'd)

(B) Meet Point Billing (Cont'd)

(1) Single Bill Option (Cont'd)

(b) Single Bill/Pass-Through Billing

Each Telephone Company will receive an order or a copy of the order from the customer as specified in 5.3.2 following and arrange to provide the service. Each Telephone Company will:

- Prepare its own bill;
- Determine its rates and charge(s) for Local Transport, and/or Channel Mileage as set forth in (3) following;
- Determine and include all other recurring and nonrecurring rates and charges of its access tariff; and
- Forward the bill to the Bill Rendering Telephone Company for the meet point billed access services.

Transmittal No. 1 – Filed under Special Permission No. 04-026

ACCESS SERVICE

2. General Regulations (Cont'd)

2.4 Payment Arrangements and Credit Allowances (Cont'd)

2.4.7 Access Services Provided by More Than One Telephone Company (Cont'd)

(B) Meet Point Billing (Cont'd)

(1) Single Bill Option (Cont'd)

(b) Single Bill/Pass-Through Billing (Cont'd)

The Bill Rendering Telephone Company will:

- Apply usage data, when needed, to the bill and calculate the charges;
- Identify each involved Telephone Company's charges separately on the bill;
- Combine all the bills of the involved Telephone Companies of a meet point billed access service into one access bill;
- Forward the bill to the customer; and
- Advise the customer how to remit the payment, either directly to each Telephone Company involved in the provision of this meet point billed service; or, as a single payment made to the Bill Rendering Telephone Company. If payments are to be sent directly to the Bill Rendering Telephone Company, the non-bill rendering Telephone Company(s) will provide the customer with written authorization for the payment arrangement.

Transmittal No. 1 – Filed under Special Permission No. 04-026

ACCESS SERVICE

2. General Regulations (Cont'd)

2.4 Payment Arrangements and Credit Allowances (Cont'd)

2.4.7 Access Services Provided By More Than One Telephone Company (Cont'd)

(B) Meet Point Billing (Cont'd)

(1) Single Bill Option (Cont'd)

(c) Single Bill/Single Tariff

Each Telephone Company will receive an order or a copy of the order from the customer as specified in 5.3.2 following and arrange to provide the service. The Bill Rendering Telephone Company will:

- determine and include all other recurring and nonrecurring rates and charges of its access tariff; and
- forward the bill to the customer.

The customer will remit the payment to the Bill Rendering Telephone Company.

(2) Multiple Bill Option

Each Telephone Company will receive an order or a copy of the order from the customer as specified in 5.3.2 following. Each Telephone Company will be the Bill Rendering Telephone Company and will:

- prepare its own bill;

Transmittal No. 1 – Filed under Special Permission No. 04-026

ACCESS SERVICE

2. General Regulations (Cont'd)

2.4 Payment Arrangements and Credit Allowances (Cont'd)

2.4.7 Access Services Provided By More Than One Telephone Company (Cont'd)

(B) Meet Point Billing (Cont'd)

(2) Multiple Bill Option (Cont'd)

- determine its charge(s) for Local Transport as set forth in (3) (C)
following;
- determine and include all other recurring and nonrecurring rates
and charges of its access tariff;
- bill in accordance with its access tariff; and
- forward its bill to the customer.

The customer will remit payment directly to each Bill Rendering
Telephone Company.

(3) Determination of Meet Point Billed Local Transport (C)

Each Telephone Company's portion of the Local Transport will be
determined as follows: (C)

Transmittal No. 77

ACCESS SERVICE

2. General Regulations (Cont'd)

2.4 Payment Arrangements and Credit Allowances (Cont'd)

2.4.7 Access Services Provided By More Than One Telephone Company (Cont'd)

(B) Meet Point Billing (Cont'd)

(3) Determination of Meet Point Billed Local Transports (Cont'd) (C)

(a) Determine the appropriate Local Transport by computing the number of airline miles between the Telephone Company premises (end office, access tandem or serving wire centers for Switched Access) using the V&H method set forth in 6.4.6 following. (C)

(b) Determine the billing percentage (BP), as set forth in NATIONAL EXCHANGE CARRIER ASSOCIATION, INC. TARIFF F.C.C. NO. 4, which represents the portion of the service provided by each Telephone Company. (C)

Transmittal No. 77

ACCESS SERVICE

2. General Regulations (Cont'd)

2.4 Payment Arrangements and Credit Allowances (Cont'd)

2.4.7 Access Services Provided By More Than One Telephone Company (Cont'd)

(B) Meet Point Billing (Cont'd)

(3) Determination of Meet Point Billed Local Transport (Cont'd) (C)

- (c) Originating rates are applicable when originating Tandem Switched Transport is provided. Terminating Tandem 3rd Party rates are applicable when Terminating Tandem Switched Transport is provided through a Telephone Company Access Tandem and the Terminating End Office is not owned by the Telephone Company. Terminating Tandem 3rd Party rates are also applicable when Terminating Tandem Switched Transport is provided through an ILEC Access Tandem not owned by the Telephone Company and the Terminating end Office is owned by the Telephone Company (including Direct-Trunked Transport arrangements), otherwise, Terminating – Tandem End Office rates apply. For Feature Groups A, B, C and D Tandem Switched Transport, (1) multiply the number of originating and terminating access minutes of use routed over the facility times the number of airline miles, as set forth in (a) preceding, times the BP for each Telephone Company, as set forth in (b) preceding, times the Tandem-Switched Transport Facility rate; (2) multiply the Tandem-Switched Termination rate times the number of originating and terminating access minutes routed over the facility.

When a tandem office is located within the Telephone Company's operating territory, multiply the Tandem Switching rate times the number of originating and terminating access minutes that are switched at the tandem.

The Tandem-Switched Termination rate is applied as set forth in 6.1.3(A) following. The Switched Access Nonrecurring Charges are applied as set forth in 6.4.1(B) following. (Note: The BP is not applied to the Switched Access Tandem Switching rate, Tandem Switched Termination rate or any Nonrecurring Charge.)

- (d) For Feature Groups A, B, C and D Direct-Trunked Transport.

Transmittal No. 77

ACCESS SERVICE

2. General Regulations (Cont'd)

2.4 Payment Arrangements and Credit Allowances (Cont'd)

2.4.7 Access Services Provided By More Than One Telephone Company (Cont'd)

(B) Meet Point Billing (Cont'd)

(3) Determination of Meet Point Billed Local Transport (Cont'd) (C)

(d) (Cont'd)

- Multiply the number of airline miles, as set forth in (a) preceding, times the BP for each Telephone Company, as set forth in (b) preceding, times the Direct-Trunked Facility rate.
- The Direct-Trunked Termination rate is applied as set forth in 6.1.3(A) following. The Switched Access Nonrecurring Charges are applied as set forth in 6.4.1(B) following. (Note: The Billing Percentage (BP) is not applied to either the Switched Access Direct-Trunked Termination rate or any Nonrecurring Charge.)

(e) For Feature Groups A, B, C and D:

- Entrance Facility and/or Multiplexing charges apply for equipment which is located within the Telephone Company's territory. The Billing Percentage (BP) is not applicable to the Entrance Facility or Multiplexing charges.

Transmittal No. 77

ACCESS SERVICE

- 2. General Regulations (Cont'd)
 - 2.4 Payment Arrangements and Credit Allowances (Cont'd)
 - 2.4.7 Access Services Provided By More Than One Telephone Company (Cont'd)
 - (B) Meet Point Billing (Cont'd)
 - (3) Determination of Meet Point Billed Local Transport (Cont'd) (C)
 - (f) Reserved For Future Use (C)
 - (D)
 - (D)
 - (g) When three or more Telephone Companies are involved in providing an Access Service, the intermediate Telephone Company(s) will determine the appropriate charges as set forth in (c) through (f) preceding. The Tandem Switched Termination and Direct-Trunked Termination rates are also applied at the intermediate Telephone Company(s) offices when a segment of the Tandem Switched Facility and Direct-Trunked Facility is measured to the intermediate offices. (C)
(C)
(C)

Transmittal No. 77

ACCESS SERVICE

2. General Regulations (Cont'd)

2.4 Payment Arrangements and Credit Allowances (Cont'd)

2.4.7 Access Services Provided By More Than One Telephone Company (Cont'd)

(C) Example 1 – Originating Switched Access

(C)

(1) Layout

a) Feature Group D Switched Access is ordered to End Office A.

b) Originating End Office and Access Tandem are in operating territory of Telephone Company A.: Consolidated Communications Companies or “CCC”

(C)

c) Customer designated premises is in operating territory of Telephone Company B.

Telephone Company A
(TC A = Consolidated Communications Companies, “CCC”)

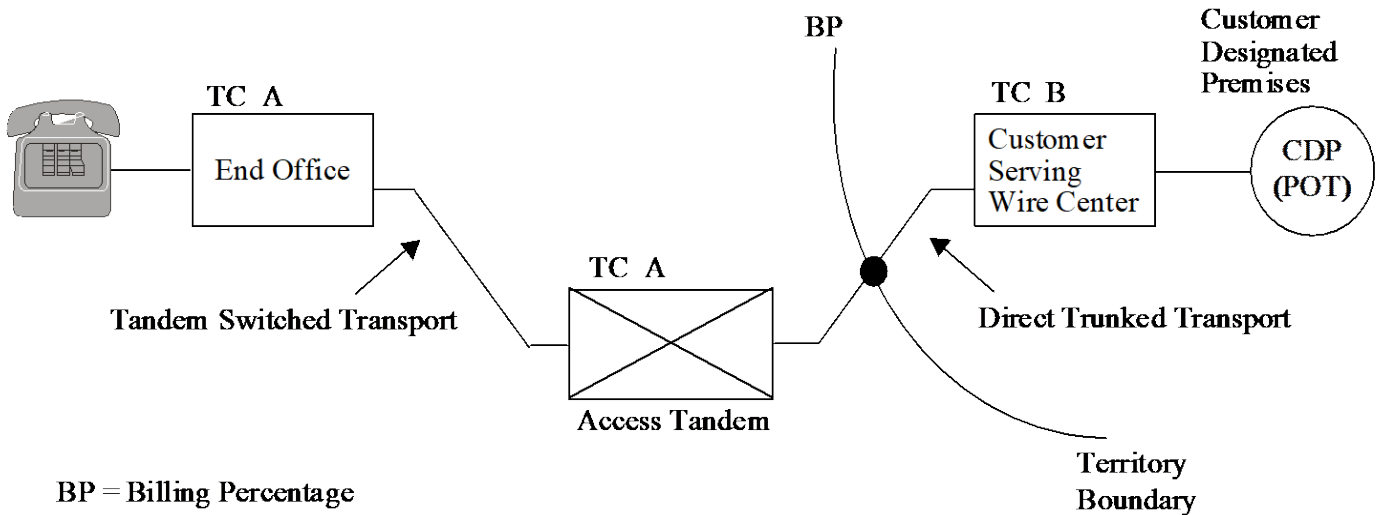
Telephone Company B
(TC B = Non-CCC)

(T)

(C)

Operating Territory

Operating Territory



(C)

Transmittal No. 71

ACCESS SERVICE

2. General Regulations (Cont'd)

2.4 Payment Arrangements and Credit Allowances (Cont'd)

2.4.7 Access Services Provided By More Than One Telephone Company (Cont'd)

(C) Example 1- Originating Switched Access (Cont'd)

The following example reflects the rate calculations for end office company (TC A). Rates for the other company (TC B) would appear in that company's access tariff.

(2) Assumptions: (T)

TC-A Direct Trunk Transport BP = 40% (C)

TC-B Direct Trunk Transport BP = 60% |

Direct Trunked Transport mileage = 26 mi. |

Tandem Switched Transport mileage = 23 mi. |

Access Minutes = 9,000 (C)

Tandem Switched Facility Rate = TSF

Tandem Switched Termination Rate = TST

Tandem Switching Rate = TS (D)

End Office Charges = EO

Direct Trunked Facility Rate = DTF

Direct Trunked Termination Rate = DTT

(3) Calculation:

Telephone Company A charges are:

Tandem Switched Facility charge
= 9,000 min. X 23 mi. X TSF rate

Tandem Switched Termination
= 9,000 min. X 2 Terminations X TST rate

Transmittal No. 71

ACCESS SERVICE

2. General Regulations (Cont'd)

2.4 Payment Arrangements and Credit Allowances (Cont'd)

2.4.7 Access Services Provided By More Than One Telephone Company (Cont'd)

(C) Example 1 – Originating Switched Access (Cont'd)

(3) Calculation (Cont'd)

Tandem Switching charge
= 9,000 min. X TS rate

(D)

(D)

End Office
= 9,000 min. X EO rates

Direct Trunked Facility charge
= 26 miles X DTF rate X 40%

(C)

Direct Trunked Termination charge
= 1 termination X DTT rate

Shared Multiplexing Charge
= 9,000 min X SM rate

(N)

(N)

(M)

(M)

(M) Material Relocated to Page 2-61.8

Transmittal No. 71

ACCESS SERVICE

2. General Regulations (Cont'd)

2.4 Payment Arrangements and Credit Allowances (Cont'd)

2.4.7 Access Services Provided By More Than One Telephone Company (Cont'd)

(D) Example 2 – Terminating Switched Access Tandem 3rd Party (N)(M)
– (see diagram 2a and 2b)

(1) Layout:

- Feature Group D Switched Access is ordered to End Office.
- Terminating Access Tandem is owned by Consolidated Communications Companies, “CCC” (TC-A) and End Office is owned by a non-CCC ILEC (TC-B)

(2) Assumptions:

- TC-A Direct Trunk Transport BP = 40%
(where applicable Diagram 2A)
- TC-B Direct Trunk Transport BP = 60%
(where applicable Diagram 2A)
- Direct Trunk Transport mileage = 26 mi.
- TC-A Tandem Switched Transport BP = 20%
- TC-B Tandem Switched Transport BP = 80%
- Tandem Switched Transport mileage = 23 mi.

(N)

(M)

(M) Material Relocated to Page 2-61.9

Transmittal No. 71

Issued: June 16, 2017

Effective: July 1, 2017

Vice President, Regulatory and Public Policy
350 South Loop 336 West
Conroe, TX 77304

ACCESS SERVICE

2. General Regulations (Cont'd)

(N)

2.4 Payment Arrangements and Credit Allowances (Cont'd)

2.4.7 Access Services Provided by More Than One Telephone Company (Cont'd)

(D) Example 2: Terminating Switched Access Tandem 3rd Party (Cont'd)

Diagram 2a

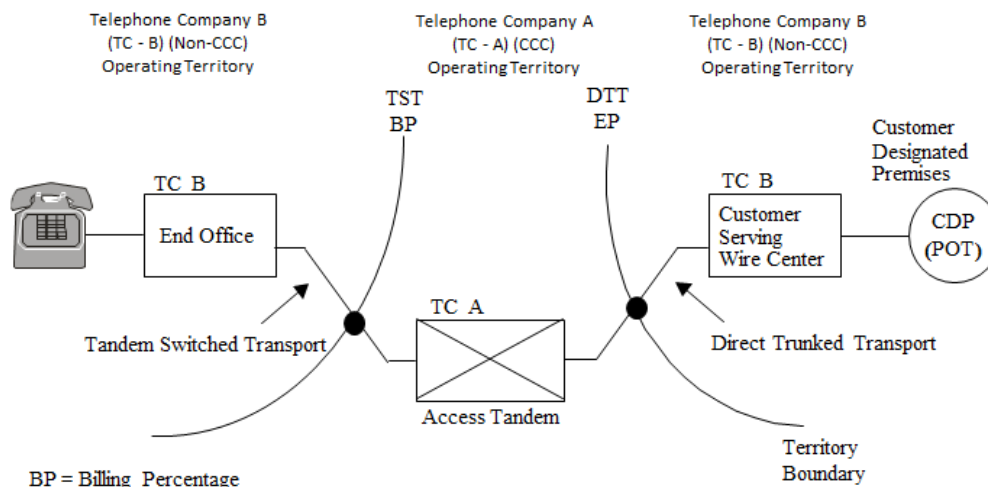
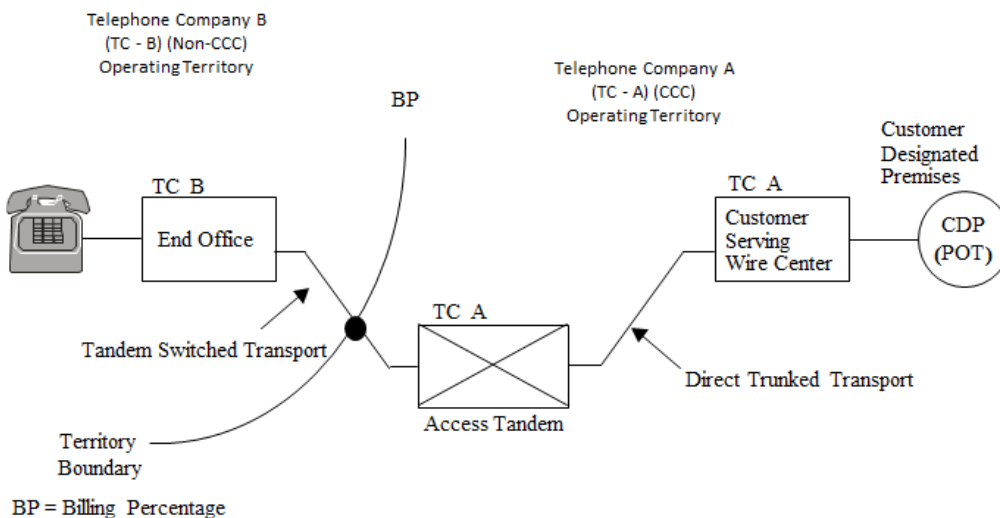


Diagram 2b



Transmittal No. 71

(N)

ACCESS SERVICE

2. General Regulations (Cont'd)

(N)

2.4 Payment Arrangements and Credit Allowances (Cont'd)2.4.7 Access Services Provided by More Than One Telephone Company (Cont'd)

(D) Example 2: Terminating Switched Access Tandem 3rd Party (Cont'd)
(See Diagram 2A and 2B)

(3) Calculation

Example 2 Telephone Company A charges are:

Tandem Switched Facility – 3rd Party charge
= 9,000 min. x 23 mi. x TSF-3rd Party rate x 20%

Tandem Switched Termination – 3rd Party charge
= 1 termination x 9,000 min. x TST-3rd Party rate

Tandem Switching – 3rd Party charge
= 9,000 min. x TS-3rd Party rate

Direct Trunked Facility charge
2A = 26 miles x DTF rate x 40%
2B = 26 miles x DTF rate

Direct Trunked Termination charge
2A = 1 termination x DTT rate
2B = 2 termination x DTT rate

Shared Multiplexing – 3rd Party charge
= 9,000 min x SM-3rd Party rate

(N)

Transmittal No. 71

ACCESS SERVICE

2. General Regulations (Cont'd)

(N)

2.4 Payment Arrangements and Credit Allowances (Cont'd)

2.4.7 Access Services Provided by More Than One Telephone Company (Cont'd)

(E) Example 3: Terminating Switched Access Tandem End Office
(See Diagram 3)

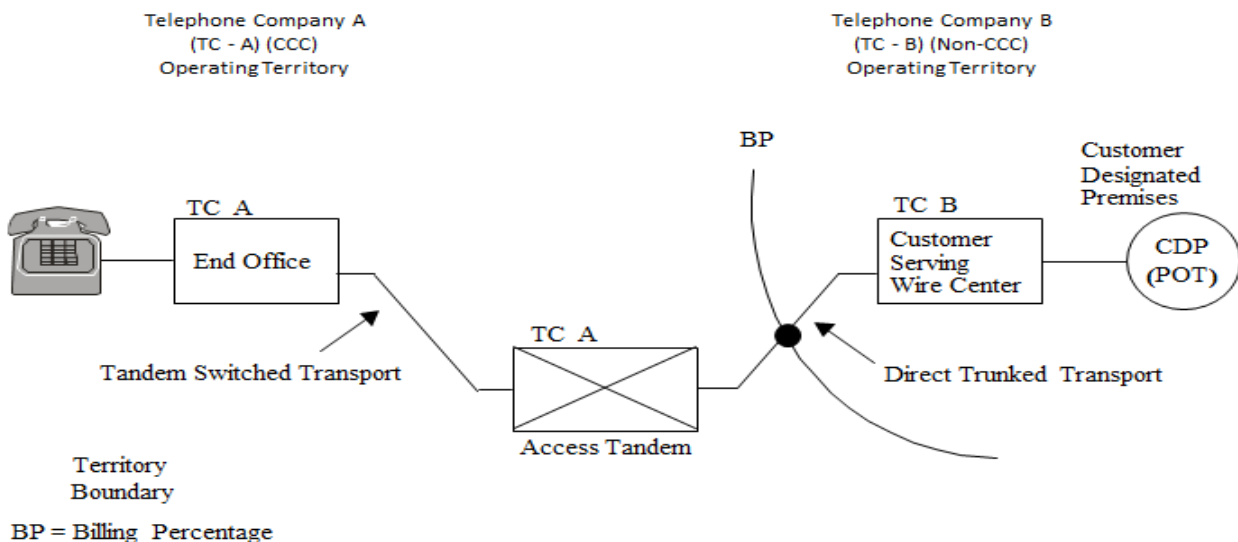
(1) Layout:

- Feature Group D Switched Access is ordered to End Office.
- Terminating End Office and Access Tandem are both owned by Consolidated Communications Companies, "CCC" (TC-A)

(2) Assumptions:

- o TC-A Direct Trunk Transport BP = 40%
- o TC-B Direct Trunk Transport BP = 60%
- o Direct Trunk Transport mileage = 26 mi.
- o Tandem Switched Transport mileage = 23 mi.

Diagram 3



Transmittal No. 71

ACCESS SERVICE

2. General Regulations (Cont'd)

(N)

2.4 Payment Arrangements and Credit Allowances (Cont'd)

2.4.7 Access Services Provided by More Than One Telephone Company (Cont'd)

(E) Example 3: Terminating Switched Access Tandem End Office (Cont'd)
(See Diagram 3)

(3) Calculation

Example 3 Telephone Company A charges are:

End Office Charges = 9,000 min. x EO rate

Tandem Switched Facility – End Office charge
= 9,000 min. x 23 mi. x TSF-End Office rate

Tandem Switched Termination – End Office charge
= 2 terminations x 9,000 min. x TST-End Office rate

Tandem Switching – End Office charge
= 9,000 min. x TS-End Office rate

Direct Trunked Facility Charge
= 26 miles x DTF rate x 40%

Direct Trunked Termination charge
= 1 termination x DTT rate

Shared Multiplexing – End Office charge
= 9,000 min x SM-End Office rate

(N)

Transmittal No. 71

ACCESS SERVICE

2. General Regulations (Cont'd)

(N)

2.4 Payment Arrangements and Credit Allowances (Cont'd)

2.4.7 Access Services Provided by More Than One Telephone Company (Cont'd)

(F) Example 4: Originating Switched Access Consolidated Communications Companies, "CCC" owns only the End Office (See Diagram 4)

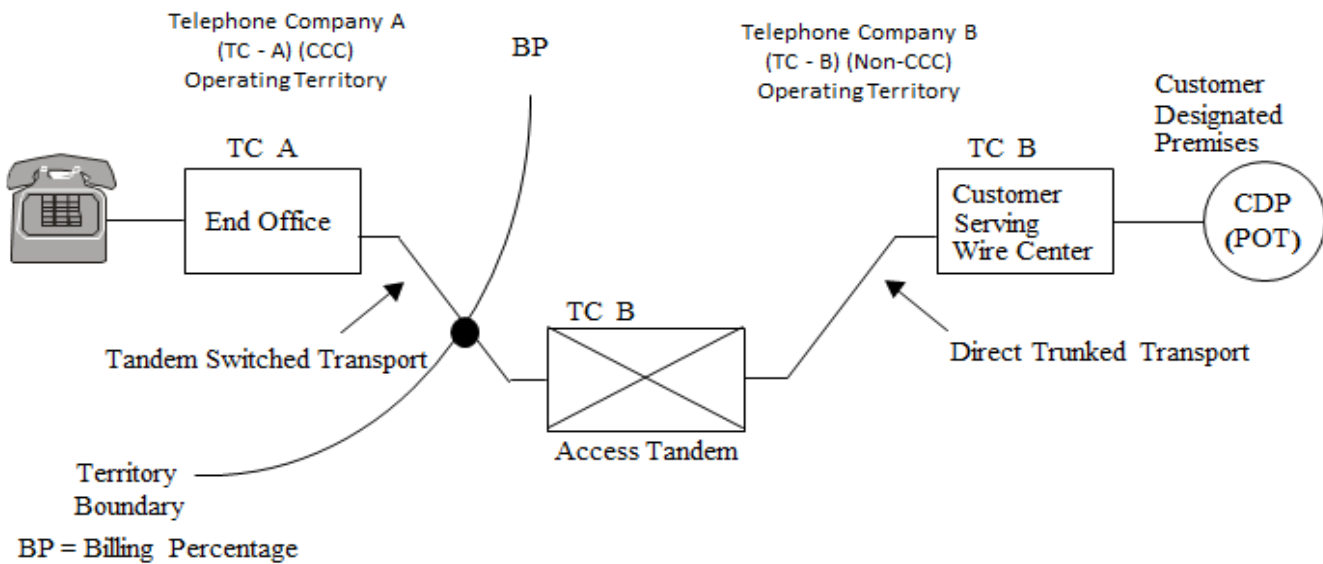
(1) Layout:

- Feature Group D Switched Access is ordered to End Office
- End Office is owned by Consolidated Communications Companies, "CCC" (TC-A)
- Access Tandem is owned by a non-CCC (TC-B)

(2) Assumptions:

- Direct Trunk Transport mileage = 26 mi.
- TC-A Tandem Switched Transport BP = 80%
- TC-B Tandem Switched Transport BP = 20%
- Tandem Switched Transport mileage = 23 mi.

Diagram 4



(N)

Transmittal No. 71

Issued: June 16, 2017

Effective: July 1, 2017

Vice President, Regulatory and Public Policy
350 South Loop 336 West
Conroe, TX 77304

ACCESS SERVICE

2. General Regulations (Cont'd) (N)

2.4 Payment Arrangements and Credit Allowances (Cont'd)

2.4.7 Access Services Provided by More Than One Telephone Company (Cont'd)

(F) Example 4: Originating Switched Access Consolidated Communications Companies, "CCC" owns only the End Office (Cont'd) (See Diagram 4)

(3) Calculation:

Example 4 Telephone Company A charges are:

End Office charges = 9,000 min. x EO rate

Tandem Switched Facility charge
= 9,000 min. x 23 mi. x TSF rate x 80%

Tandem Switched Termination charge
= 1 termination x 9,000 min. x TST rate(

(N)

Transmittal No. 71

ACCESS SERVICE

2. General Regulations (Cont'd)

(N)

2.4 Payment Arrangements and Credit Allowances (Cont'd)

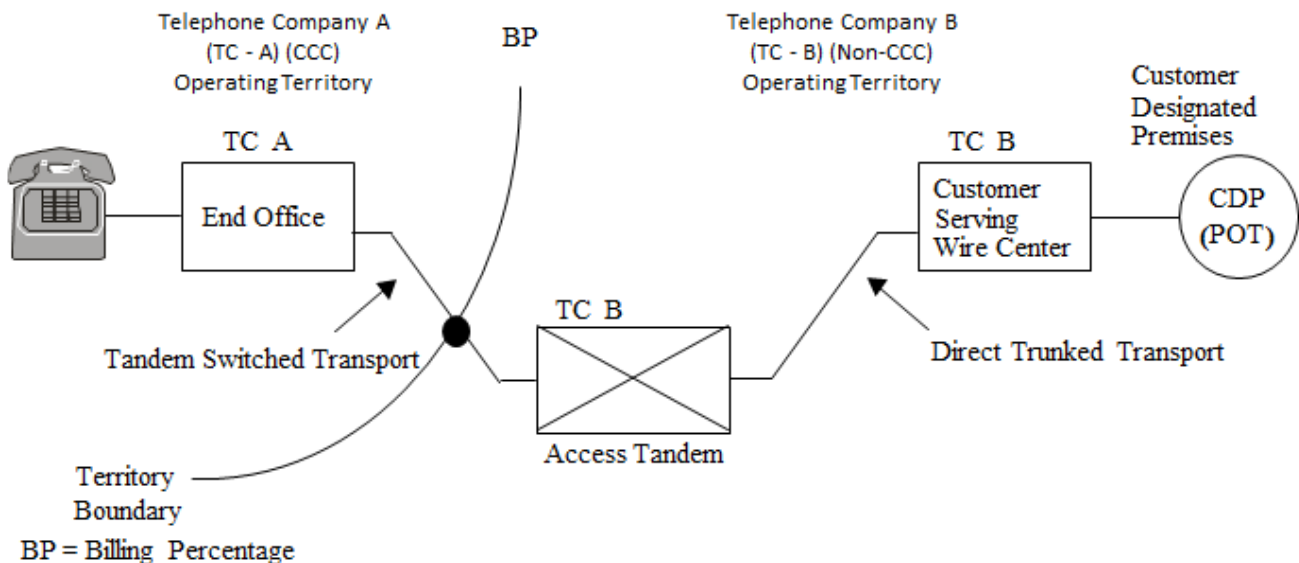
2.4.7 Access Services Provided by More Than One Telephone Company (Cont'd)

(G) Example 5: Terminating Switched Access –Tandem 3rd Party (See Diagram 5)

(1) Layout:

- Feature Group D Switched Access is ordered to End Office
- End Office is owned by Consolidated Communications Companies, “CCC” (TC-A)
- Access Tandem is owned by a non-CCC ILEC (TC-B)

Diagram 5



(N)

Transmittal No. 71

ACCESS SERVICE

2. General Regulations (Cont'd)

(N)

2.4 Payment Arrangements and Credit Allowances (Cont'd)

2.4.7 Access Services Provided by More Than One Telephone Company (Cont'd)

(G) Example 5: Terminating Switched Access –Tandem 3rd Party (Cont'd)
(See Diagram 5)

(3) Calculation:

Example 5 Telephone Company A charges are:

End Office charges = 9,000 min. x EO rate

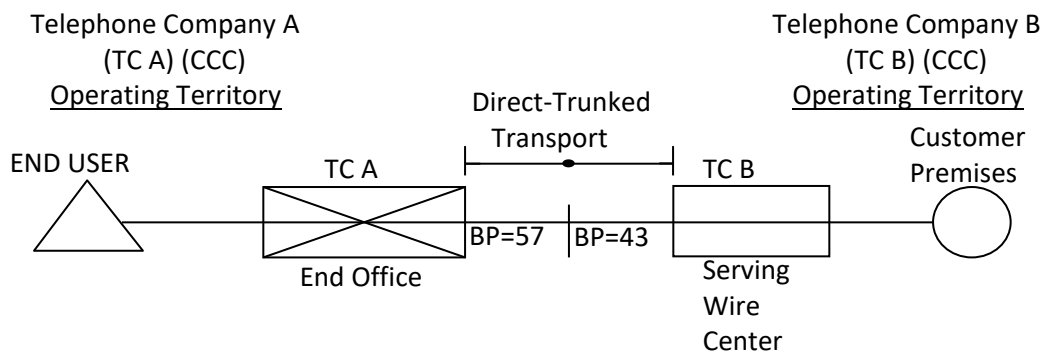
Tandem Switched Facility 3rd Party charge
= 9,000 min. x 23 mi. x TSF-3rd Party rate x 80%

Tandem Switched Termination 3rd Party charge
= 1 termination x 9,000 min. x TST-3rd Party rate

(N)

(H) Example 6: Switched Access with Direct-Trunked Transport

(M)



(1) Layout

(a) Feature Group D Switched Access is ordered to End Office A.

(M)

(M) Material previously located on Page 2-60 and was labeled as, (D) Example 2-
Transmittal No. 71

ACCESS SERVICE

2. General Regulations (Cont'd) (M)

2.4 Payment Arrangements and Credit Allowances (Cont'd)

2.4.7 Access Services Provided By More Than One Telephone Company (Cont'd)

(H) Example 6- Switched Access with Direct Trunked Transport (Cont'd)

(1) Layout (Cont'd)

(b) End Office A is in operating territory of Telephone Company A.

(c) Customer Designated Premises is in operating territory of Telephone Company B.

The following example reflects the rate calculations for end office company (TC A). Rates for the other company (TC B) would appear in that company's access tariff.

(2) Assume:

Airline miles From TC A premises to TC B Serving
Wire Center = 22.1, rounded = 23

TC A Billing Percentage (BP) is 57

Access Minutes = 9,000

Direct-Trunked Termination – DTT
Direct-Trunked Facility – DTF

Residual Interconnection Charge – RIC

(3) Calculation

Direct-Trunked Transport
= (23 mi. X DTF X 57%) + DTT

Residual Interconnection Charge
= 9,000 min. X RIC rate

Carrier Common Line charge
= 9,000 min. X CCL rate

End Office charges
= 9,000 min. X EO rate

(M)

(M) Material previously located on Page 2-61 and was labeled as, (D) Example 2-

Transmittal No. 71

ACCESS SERVICE

2. General Regulations (Cont'd)

2.5 Connections

Equipment and Systems (i.e., terminal equipment, multiline terminating systems and communications systems) may be connected with Switched Access Service, Special Access Non-Competitive End User Channel Terminations (EUCTs) furnished by the Telephone Company where such connection is made in accordance with the provisions specified in Technical Reference Publication AS No. 1 and in 2.1 preceding. (C)

2.6 Definitions

Certain terms used herein are defined as follows:

Access Customer Terminal Location ACTL)

(N)

ACTL is an 8 or 11 character code that identifies the CLLI Code (Common Language Location Identifier) of the carrier facility terminal location.

(N)

Access Minutes

For the purpose of calculating chargeable usage, the term "Access Minutes" denotes customer usage of exchange facilities in the provision of interstate or foreign service. On the originating end of an interstate or foreign call, usage is measured from the time the originating end user's call is delivered by the Telephone Company to and acknowledged as received by the customer's facilities connected with the originating exchange. On the terminating end of an interstate or foreign call, usage is measured from the time the call is received by the end user in the terminating exchange. Timing of usage at both originating and terminating ends of an interstate or foreign call shall terminate when the calling or called party disconnects, whichever event is recognized first in the originating and terminating exchanges, as applicable.

Access Tandem

The term "Access Tandem" denotes a Telephone Company that provides a concentration and distribution function for originating or terminating traffic between end offices and a customer designated premises.

Aggregator

Any person that, in the normal course of its operations, makes telephones available to the public or to transient users of its premises, for interstate telephone calls using a provider of Operator services.

Transmittal No. 77

ACCESS SERVICE

2. General Regulations (Cont'd)

2.6 Definitions (Cont'd)

Answer/Disconnect Supervision

The term "Answer/Disconnect Supervision" denotes the transmission of the switch trunk equipment supervisory signal (off-hook or on-hook) to the customer's point of termination as an indication that the called party has answered or disconnected.

(D)

(D)

Attenuation Distortion

The term "Attenuation Distortion" denotes the difference in loss at specified frequencies relative to the loss at 1004 Hz, unless otherwise specified.

Automatic Number Identification (ANI)

The Term "Automatic Number Identification" denotes the Multi-Frequency (MF) signaling parameter that identifies the billing number of the calling party.

Balance (100 Type) Test Line

The term "Balance (100 Type) Test Line" denotes an arrangement in an end office which provides for balance and noise testing.

Bit

The term "Bit" denotes the smallest unit of information in the binary system of notation.

Business Day

The term "Business Day" denotes the times of day that a company is open for business. These hours are 8:00 a.m. to 5:00 p.m., respectively, with an hour for lunch, Monday through Friday, resulting in a standard forty (40) hour work week.

Transmittal No. 77

ACCESS SERVICE

2. General Regulations (Cont'd)

2.6 Definitions (Cont'd)

Busy Hour Minutes of Capacity (BHMC)

The term "Busy Hour Minutes of Capacity (BHMC)" denotes the customer specified maximum amount of Switched Access Service access minutes the customer expects to be handled in an end office switch during any hour in an 8:00 a.m. to 11:00 p.m. period for the Feature Group Service ordered. This customer specified BHMC quantity is the input data the Telephone Company uses to determine the number of transmission paths for the Feature Group Service ordered.

Call

The term "Call" denotes a customer attempt for which complete address information (e.g., 0-, 911, or 10 digits) is provided to the serving dial tone office.

Calling Party Number (CPN)

The term "Calling Party Number" denotes the SS7 signaling parameter that identifies the subscriber line number or directory number of the calling party.

(N)

Carrier or Common Carrier

See Interexchange Carrier.

(N)

Carrier Identification Code (CIC)

The term "Carrier Identification Code" denotes a numeric code assigned by the North American Numbering Plan (NANP) Administrator for the provisioning of Feature Group B or D Switched Access Services. The numeric code is unique to each carrier and is used by the Telephone Company to route switched access traffic to the Customer Designated Premises.

(N)

CCS

The term "CCS" denotes a hundred call seconds, which is a standard unit of traffic load that is equal to 100 seconds of usage or capacity of a group of servers (e.g., trunks).

(N)

Central Office

See End Office.

Central Office Maintenance Technician

The term "Central Office Maintenance Technician" denotes a Telephone Company employee who performs installation and/or repair work, including testing and trouble isolation, within the Telephone Company Central Office.

Transmittal No. 35

ACCESS SERVICE

2. General Regulations (Cont'd)

2.6 Definitions (Cont'd)

Central Office Prefix

The term "Central Office Prefix" denotes the first three digits (NXX) of the seven digit telephone number assigned to a customer's Telephone Exchange Service when dialed on a local basis.

Channel(s)

The term "Channel(s)" denotes an electrical or photonic, in the case of fiber optic-based transmission systems, communications path between two or more points of termination.

Channel Service Unit

The term "Channel Service Unit" denotes equipment which performs one or more of the following functions: termination of a digital facility, regeneration of digital signals, detection and/or correction of signal format error, and remote loop back.

Channelize

The term "Channelize" denotes the process of multiplexing-demultiplexing wider bandwidth or higher speed channels into narrower band-width or lower speed channels.

Charge Number (CN)

The term "Charge Number" denotes the SS7 signaling parameter that identifies the billing telephone number of the calling party.

(N)
|
(N)

Clear Channel Capability

The term "Clear Channel Capability" denotes the ability to transport twenty-four 64 Kbps over a DS1 Mbps High Capacity service via a B8ZS line code format.

C-Message Noise

The term "C-Message Noise" denotes the frequency weighted average noise within an idle voice channel. The frequency weighting, called C-message, is used to simulate the frequency characteristic of the 500-type telephone set and the hearing of the average subscriber.

Transmittal No. 35

ACCESS SERVICE

2. General Regulations (Cont'd)

2.6 Definitions (Cont'd)

C-Notched Noise

The term "C-Notched Noise" denotes the C-message frequency weighted noise on a voice channel with a holding tone, which is removed at the measuring end through a notch (very narrow band) filter.

Coin Station

See Pay Telephone.

Committed Bit Rate

The term "Committed Bit Rate" denotes the transmission speed specified by the customer at which the Frame Relay Access Service network commits to transfer data between two ports.

Common Channel Signaling

The term "Common Channel Signaling" (CCS) denotes a high speed packet switched communications network which is separate (out of band) from the public packet switched and message networks. Its purpose is to carry addressed signaling messages for individual circuits and/or database related services between Signaling Points in the CCS network.

Common Line

The term "Common Line" denotes a line, trunk, pay telephone line or other facility provided under the general and/or local exchange service tariffs of the Telephone Company, terminated on a central office switch. A common line-residence is a line or trunk provided under the residence regulations of the general and/or local exchange service tariffs. A common line-business is a line provided under the business regulations of the general and/or local exchange service tariffs.

Communications System

The term "Communications System" denotes channels and other equipment provided by other than the Telephone Company.

Competitive Services

The term "Competitive Services" denotes all packet-based business data services; circuit-based Business Data Services above the DS3 bandwidth level; transport services, which includes interoffice facilities, channel terminations between the serving wire center and point of presence, and all sub-elements established for the use of these transport facilities; DS1 & DS3 End User Channel Terminations, and other Special Access Services, in any competitive serving wire center; DS1 & DS3 Und User Channel Terminations, and other Special Access Services.

(N)
|
(N)

Customer(s)

The term "Customer(s)" denotes any individual, partnership, association, joint-stock company, trust, corporation, or governmental entity or other entity which subscribes to the services offered under this tariff, including but not limited to End Users, Interexchange Carriers (IC) and other telecommunications carriers or providers originating or terminating Toll VoIP-PSTN Traffic.

Transmittal No. 77

ACCESS SERVICE

2. General Regulations (Cont'd)

2.6 Definitions (Cont'd)

Customer Designated Premises

The term "Customer Designated Premises" denotes the premises specified by the customer for the provision of Access Service.

Data Transmission (107 Type) Test Line

The term "Data Transmission (107 Type) Test Line" denotes an arrangement which provides for a connection to a signal source which provides test signals for one-way testing of data and voice transmission parameters.

Decibel

The term "Decibel" denotes a unit used to express relative difference in power, usually between acoustic or electric signals, equal to ten (10) times the common logarithm of the ratio of two signal powers.

Decibel Reference Noise C-Message Weighting

The term "Decibel Reference Noise C-Message Weighting" denotes noise power measurements with C-Message Weighting in decibels relative to a reference 1000 Hz tone of 90 dB below 1 milliwatt.

Decibel Reference Noise C-Message Referenced to O

The term "Decibel Reference Noise C-Message Referenced to O" denotes noise power in "Decibel Reference Noise C-Message Weighting" referred to or measured at a zero transmission level point.

Detail Billing

The term "Detail Billing" denotes the listing of each message and/or rate element for which charges to a customer are due on a bill prepared by the Telephone Company.

Direct-Trunked Transport

The term "Direct-Trunked Transport" denotes transport from the serving wire center to an end office or from the serving wire center to the access tandem on circuits dedicated to the use of a single customer.

Transmittal No. 1 – Filed under Special Permission No. 04-026

ACCESS SERVICE

2. General Regulations (Cont'd)

2.6 Definitions (Cont'd)

Dual Tone Multi-Frequency Address Signaling

The term "Dual Tone Multi-Frequency Address Signaling" denotes a type of signaling that is an optional feature of Switched Access Feature Group A. It may be utilized when Feature Group A is being used in the terminating direction (from the point of termination with the customer to the local exchange end office). An office arranged for Dual Tone Multi-Frequency Signaling would expect to receive address signals from the customer in the form of Dual Tone Multi-Frequency signals.

Echo Control

The term "Echo Control" denotes the control of reflected signals in a telephone transmission path.

Echo Path Loss

The term "Echo Path Loss" denotes the measure of reflected signal at a 4-wire point of interface without regard to the send and receive Transmission Level Point.

Echo Return Loss

The term "Echo Return Loss" denotes a frequency weighted measure of return loss over the middle of the voiceband (approximately 500 to 2500 Hz), where talker echo is most annoying.

Transmittal No. 1 – Filed under Special Permission No. 04-026

ACCESS SERVICE

2. General Regulations (Cont'd)

2.6 Definitions (Cont'd)

Effective 2-Wire

The term "Effective 2-Wire" denotes a condition which permits the simultaneous transmission in both directions over a channel, but it is not possible to insure independent information transmission in both directions. Effective 2-wire channels may be terminated with 2-wire or 4-wire interfaces.

Effective 4-Wire

The term "Effective 4-Wire" denotes a condition which permits the simultaneous independent transmission of information in both directions over a channel. The method of implementing effective 4-wire transmission is at the discretion of the Telephone Company (physical, time domain, frequency-domain separation or echo cancellation techniques). Effective 4-wire channels may be terminated with a 2-wire interface at the customer's premises. However, when terminated 2-wire, simultaneous independent transmission cannot be supported because the two wire interface combines the transmission paths into a single path.

End Office

The term "End Office" denotes a local Telephone Company switching system where Telephone Exchange Service customer station loops are terminated for purposes of interconnection to each other and to trunks. This term includes Remote Switching Modules/Systems served by a Host Central Office in a different wire center.

End User

The term "End User" means any customer of an interstate or foreign telecommunications service that is not a carrier, except that a carrier other than a telephone company shall be deemed to be an "end user" when such carrier uses a telecommunications service for administrative purposes, and a person or entity that offers telecommunications service exclusively as a reseller shall be deemed to be an "end user" if all resale transmissions offered by such reseller originate on the premises of such reseller.

End User Channel Termination (EUCT)

The term "End User Channel Termination" denotes a channel termination connecting a dedicated channel between a Local Exchange Carrier and an end-user customer premise for the purpose of carrying special access traffic. All other Channel Terminations will be denoted as a Non-End User Channel Termination.

(N)

(N)

Transmittal No. 77

ACCESS SERVICE

2. General Regulations (Cont'd)

2.6 Definitions (Cont'd)

Enhanced Service

The term "Enhanced Service", as defined in Part 64 of the F.C.C.'s Rules and Regulations, are services "...offered over common carrier transmission facilities used in interstate communications, which employ computer processing applications that act on the format, content, code, protocol or similar aspects of the subscriber's transmitted information; provide the subscriber additional, different, or restructured information; or involve subscriber interaction with stored information."

Entrance Facility

The term "Entrance Facility" denotes a Switched Access Service dedicated Local Transport facility between the customer's serving wire center and the customer designated premises.

Entry Switch

See First Point of Switching.

Envelope Delay Distortion

The term "Envelope Delay Distortion" denotes a measure of the linearity of the phase versus frequency of a channel.

Equal Level Echo Path Loss

The term "Equal Level Echo Path Loss (ELEPL) denotes the measure of Echo Path Loss (EPL) at a 4-wire interface which is corrected by the difference between the send and receive Transmission Level Point (TLP). $[ELEPL = EPL - TLP (send) + TLP (receive)]$.

Exchange

The term "Exchange" denotes a unit generally smaller than a local access and transport area, established by the Telephone Company for the administration of communications service in a specified area which usually embraces a city, town or village and its environs. It consists of one or more central offices together with the associated facilities used in furnishing communications service within that area. The exchange includes any Extended Area Service area that is an enlargement of a Telephone Company's exchange area to include nearby exchanges. One or more designated exchanges comprise a given local access and transport area.

Transmittal No. 1 – Filed under Special Permission No. 04-026

ACCESS SERVICE

2. General Regulations (Cont'd)

2.6 Definitions (Cont'd)

Exit Message

The term "Exit Message" denotes an SS7 message sent to an end office by the Telephone Company's tandem switch to mark the Carrier Connect Time when the Telephone Company's tandem switch sends an Initial Address Message to an interexchange customer.

Expected Measured Loss

The term "Expected Measured Loss" denotes a calculated loss which specifies the end-to-end 1004-Hz loss on a terminated test connection between two readily accessible manual or remote test points. It is the sum of the inserted connection loss and test access loss including any test pads.

Extended Area Service

See Exchange.

First Point of Switching

The term "First Point of Switching" denotes the first Telephone Company location at which switching occurs on the terminating path of a call proceeding from the customer designated premises to the terminating end office and, at the same time, the last Telephone Company location at which switching occurs on the originating path of a call proceeding from the originating end office to the customer designated premises.

(D)
|
(D)

Transmittal No. 77

ACCESS SERVICE

2. General Regulations (Cont'd)

2.6 Definitions (Cont'd)

(D)

(D)

Transmittal No. 77

ACCESS SERVICE

2. General Regulations (Cont'd)

2.6 Definitions (Cont'd)

Frequency Shift

The term "Frequency Shift" denotes the change in the frequency of a tone as it is transmitted over a channel.

Grandfathered

The term "Grandfathered" denotes Terminal Equipment, Multiline Terminating Systems and Protective Circuitry directly connected to the facilities utilized to provide services under the provisions of this tariff, and which are considered grandfathered under Part 68 of the F.C.C.'s Rules and Regulations.

Host Central

The term "Host Central Office" denotes an electronic local Telephone Company End Office where Telephone Exchange Service customer station loop are terminated for purposes of interconnection to each other and to trunks. Additionally, this type of End Office contains the central call processing functions which service itself and its Remote Switching Modules/Systems.

Transmittal No. 1 – Filed under Special Permission No. 04-026

ACCESS SERVICE

2. General Regulations (Cont'd)

2.6 Definitions (Cont'd)

Immediately Available Funds

The term "Immediately Available Funds" denotes a corporate or personal check drawn on a bank account and funds which are available for use by the receiving party on the same day on which they are received and include U.S. Federal Reserve bank wire transfers, U.S. Federal Reserve notes (paper cash), U.S. coins, U.S. Postal Money Orders and New York Certificates of Deposit.

Impedance Balance

The term "Impedance Balance" denotes the method of expressing Echo Return Loss and Singing Return Loss at a 4-wire interface whereby the gains and/or loss of the 4-wire portion of the transmission path, including the hybrid, are not included in the specification.

Impulse Noise

The term "Impulse Noise" denotes any momentary occurrence of the noise on a channel over a specified level threshold. It is evaluated by counting the number of occurrences which exceed the threshold.

Individual Case Basis

The term "Individual Case Basis" denotes a condition in which the regulations, if applicable, rates and charges for an offering under the provisions of this tariff are developed based on the circumstances in each case.

Initial Address Message

The term "Initial Address Message" denotes an SS7 message sent in the forward direction to initiate trunk set up, reserve an outgoing trunk and process the information about that trunk along with other data relating to the routing and handling of the call to the next switch.

Inserted Connection Loss

The term "Inserted Connection Loss" denotes the 1004 Hz power difference (in dB) between the maximum power available at the originating end and the actual power reaching the terminating end through the inserted connection.

Transmittal No. 1 – Filed under Special Permission No. 04-026

ACCESS SERVICE

2. General Regulations (Cont'd)

2.6 Definitions (Cont'd)

Installation and Repair Technician

The term "Installation and Repair Technician" denotes a Telephone Company employee who performs installation and/or repair work, including testing and trouble isolation, outside of the Telephone Company Central Office and generally at the customer designated premises.

Interexchange Carrier (IC) or Interexchange Common Carrier

The terms "Interexchange Carrier" (IC) or "Interexchange Common Carrier" denotes any individual, partnership, association, joint-stock company, trust, governmental entity or corporation engaged for hire in interstate or foreign communication by wire or radio, between two or more exchanges.

Intermodulation Distortion

The term "Intermodulation Distortion" denotes a measure of the nonlinearity of a channel. It is measured using four tones, and evaluating the ratios (in dB) of the transmitted composite four-tone signal power to the second-order products of the tones (R2), and the third-order products of the tones (R3).

Internet Protocol (IP) Signaling

The term "Internet Protocol Signaling" denotes a packet data-oriented protocol used for communicating call signaling information.

(N)
|
(N)

Interstate Communications

The term "Interstate Communications" denotes both interstate and foreign communications.

Intrastate Communications

The term "Intrastate Communications" denotes any communications within a state subject to oversight by a state regulatory commission as provided by the laws of the state involved.

Transmittal No. 35

ACCESS SERVICE

2. General Regulations (Cont'd)

2.6 Definitions (Cont'd)

Legal Holiday

The term "Legal Holiday" denotes days other than Saturday or Sunday for which the Telephone Company is normally closed. These include New Year's Day, Independence Day, Thanksgiving Day, Christmas Day and a day when Washington's Birthday, Memorial Day or Columbus Day legally observed and other locally observed holidays when the Telephone Company is closed.

Line Side Connection

The term "Line Side Connection" denotes a connection of a transmission path to the line side of a local exchange switching system.

Local Access and Transport Area (LATA)

The term "Local Access and Transport Area" denotes a geographic area established for the provision and administration of communications service. It encompasses one or more designated exchanges, which are grouped to serve common social, economic and other purposes.

Loss Deviation

The term "Loss Deviation" denotes the variation of the actual loss from the designed value.

Major Fraction Thereof

The term "Major Fraction Thereof" denotes any period of time in excess of 1/2 of the stated amount of time. As an example, in considering a period of 24 hours, a major fraction thereof would be any period of time in excess of 12 hours exactly. Therefore, if a given service is interrupted for a period of thirty-six hours and fifteen minutes, the customer would be given a credit allowance for two twenty-four hour periods for a total of forty-eight hours.

Message

The term "Message" denotes a "call" as defined preceding.

Transmittal No. 1 – Filed under Special Permission No. 04-026

ACCESS SERVICE

2. General Regulations (Cont'd)

2.6 Definitions (Cont'd)

Milliwatt (102 Type) Test Line

The term "Milliwatt (102 Type) Test Line" denotes an arrangement in an end office which provides a 1004 Hz tone at 0 dBm0 for one-way transmission measurements towards the customer's premises from the Telephone Company end office.

Multi-Frequency (MF) Signaling

The term "Multi-Frequency Signaling" denotes an in-band signaling method in which call signaling information is transmitted between network switches using the same voiceband channel used for voice.

Network Control Signaling

The term "Network Control Signaling" denotes the transmission of signals used in the telecommunications system which perform functions such as supervision (control, status, and charge signals), signaling (e.g., dialing), calling and called number identifications, rate of flow, service selection error control and audible tone signals (call progress signals indicating re-order or busy conditions, alerting, coin denominations, coin collect and coin return tones) to control the operation of the telecommunications system.

Non-Competitive Serving Wire Center

The term "Non-Competitive Serving Wire Center" denotes a Telephone Company Serving Wire Center that has not met the Competitive Market Test as established by the FCC's BDS Order (17-43) on April 28, 2017 at §69.803.

Non-End User Channel Termination

The term "Non-End User Channel Termination" denotes all other channel termination excluded by the definition of End User Channel Termination.

Nonsynchronous Test Line

The term "Nonsynchronous Test Line" denotes an arrangement in step-by-step end offices which provides operational tests which are not as complete as those provided by the synchronous test lines, but can be made more rapidly.

North American Numbering Plan

The term "North American Numbering Plan" denotes a three-digit area code (Numbering Plan Area - NPA) and a seven-digit telephone number made up of a three-digit Central Office prefix plus a four-digit station number.

Off-hook

The term "Off-hook" denotes the active condition of Switched Access or a Telephone Exchange Service line.

(N)

(N)

Transmittal No. 77

ACCESS SERVICE

2. General Regulations (Cont'd)

2.6 Definitions (Cont'd)

On-hook

The term "On-hook" denotes the idle condition of Switched Access or a Telephone Exchange Service line.

Open Circuit Test Line

The term "Open Circuit Test Line" denotes an arrangement in an end office which provides an ac open circuit termination of a trunk or line by means of an inductor of several Henries.

Originating Direction

The term "Originating Direction" denotes the use of access service for the origination of calls from an End User Premises to a Customer's Premises. (C)

Pay Telephone

The term "Pay Telephone" denotes a location where Telephone Company equipment is provided in a public or semipublic place where Telephone Company customers can originate telephonic communications and pay the applicable charges by (1) inserting coins into the equipment, or (2) using a credit card, or (3) third party billing or (4) calling collect.

Pay Telephone Coin Supervision

A central office provided feature that controls the disposition of coins deposited in a pay telephone incapable of providing such control ("dumb" pay telephone). This feature provides coin collect and coin refund functionality.

Phase Jitter

The term "Phase Jitter" denotes the unwanted phase variations of a signal.

Point of Termination

The term "Point of Termination" denotes the point of demarcation within a customer-designated premises at which the Telephone Company's responsibility for the provision of Access Service ends.

Premises

The term "Premises" denotes a building or buildings on continuous property (except Railroad Right-of-Way, etc.) not separated by a public highway.

Transmittal No. 35

ACCESS SERVICE

2. General Regulations (Cont'd)

2.6 Definitions (Cont'd)

Primary Exchange Carrier

The term "Primary Exchange Carrier" denotes the Local Exchange Telephone Company in whose exchange a customer's first point of switching (i.e., dial tone office for FGA, access tandem for FGB) is located.

Release Message

The term "Release Message" denotes an SS7 Message sent in either direction to indicate that a specific circuit is being released.

Remote Switching Modules/Systems

The term "Remote Switching Modules/Systems" denotes small, remotely controlled electronic end office switches which obtain their call processing capability from an electronic Host Central Office. The Remote Switching Modules/Systems cannot accommodate direct trunks. (C)

Return Loss

The term "Return Loss" denotes a measure of the similarity between the two impedances at the junction of two transmission paths. The higher the return loss, the higher the similarity.

Registered Equipment

The term "Registered Equipment" denotes the customer's premises equipment which complies with and has been approved within the Registration Provisions of Part 68 of the F.C.C.'s Rules and Regulations.

Secondary Exchange Carrier

The term "Secondary Exchange Carrier" denotes the Local Exchange Telephone Company in whose exchange a customer's end users end office is located and where the customer's first point of switching is provided by a Primary Exchange Carrier who is not the same Exchange Carrier as the Secondary Exchange Carrier.

Transmittal No. 35

ACCESS SERVICE

2. General Regulations (Cont'd)

2.6 Definitions (Cont'd)

Service Access Code

The term "Service Access Code" denotes a 3 digit code in the NPA format which is used as the first three digits of a 10 digit address and which is assigned for special network uses. Whereas NPA codes are normally used for identifying specific geographical areas, certain Service Access Codes have been allocated in the North American Numbering Plan to identify generic services or to provide access capability. Examples of Service Access Codes include the 800 and 900 codes.

Service Switching Point (SSP)

A Service Switching Point denotes an end office or tandem which, in addition to having SS7 and SP capabilities, is also equipped to query centralized data bases.

Serving Wire Center

The term "Serving Wire Center" denotes the wire center from which the customer designated premises would normally obtain dial tone from the Telephone Company.

Seven Digit Manual Test Line

The term "Seven Digit Manual Test Line" denotes an arrangement which allows the Customer to select balance, milliwatt and synchronous test lines by manually dialing a seven digit number over the associated access connection.

Shortage of Facilities or Equipment

The term "Shortage of Facilities or Equipment" denotes a condition which occurs when the Telephone Company does not have appropriate cable, switching capacity, bridging or, multiplexing equipment, etc., necessary to provide the Access Service requested by the customer.

Transmittal No. 1 – Filed under Special Permission No. 04-026

ACCESS SERVICE

2. General Regulations (Cont'd)

2.6 Definitions (Cont'd)

Short Circuit Test Line

The term "Short Circuit Test Line" denotes an arrangement in an end office which provides for an ac short circuit termination of a trunk or line by means of a capacitor of at least four microfarads.

Signal-to-C-Notched Noise Ratio

The term "Signal-to-C-Notched Noise Ratio" denotes the ratio in dB of a test signal to the corresponding C-Notched Noise.

Signaling Point (SP)

The term "Signaling Point (SP)" denotes an SS7 network interface element capable of originating and terminating SS7 trunk signaling messages.

Signaling System 7 (SS7)

The term "Signaling System 7 (SS7)" denotes the layered protocol used for standardized common channel signaling in the United States and Puerto Rico.

Signal Transfer Point (STP)

The term "Signal Transfer Point (STP)" denotes a packet switch which provides access to the Telephone Company's SS7 network and performs SS7 message signal routing and screening.

Signal Transfer Point (STP) Port

The term "Signal Transfer Point (STP) Port" denotes the point of termination and interconnection to the STP.

Transmittal No. 1 – Filed under Special Permission No. 04-026

ACCESS SERVICE

2. General Regulations (Cont'd)

2.6 Definitions (Cont'd)

Signaling Return Loss

The term "Signaling Return Loss" denotes the frequency weighted measure of return loss at the edges of the voiceband (200 to 500 Hz and 2500 to 3200 Hz), where singing (instability) problems are most likely to occur.

Subtending End Office of an Access Tandem

The term "Subtending End Office of an Access Tandem" denotes an end office that has final trunk group routing through that tandem.

Synchronous Test Line

The term "Synchronous Test Line" denotes an arrangement in an end office which performs marginal operational tests of supervisory and ring-tripping functions.

Tandem Switched Transport

The term "Tandem Switched Transport" denotes transport from the tandem to the end office that is switched at an access tandem.

Terminating Direction

The term "Terminating Direction" denotes the use of Access Service for the completion of calls from a Customer's premises to an End User Premises. (S)(x)

Toll VoIP-PSTN Traffic

The term "Toll VoIP-PSTN Traffic" denotes a customer's interexchange voice traffic exchanged with the Telephone Company in Time Division Multiplexing (TDM) format over PSTN facilities, which originates and/or terminates in Internet Protocol (IP) format. Toll VoIP-PSTN Traffic originates and/or terminates in IP format when it originates from and/or terminates to an end user customer of a service that requires IP-compatible customer premises equipment. (S) (x)
(S)(x)
(T)(y)
(S)(x)
(S)(x)

800 (Toll Free Service Access Codes (SAC)) Data Base Basic Query

The term Toll Free SAC or 800 Data Base Basic Query denotes a query associated with a basic Toll Free SAC record that does not require any complex handling, (i.e., vertical services). The 10 digit translation of the Toll Free SAC number to determine the Carrier Identification Code (CIC) for an Interexchange Carrier is provided.

(x) Transmittal No. 36 filed under Special Permission No. 11-022

(y) Transmittal No. 36 filed under Special Permission No. 11-022

ACCESS SERVICE

2. General Regulations (Cont'd)

2.6 Definitions (Cont'd)

800 (Toll Free Service Access Codes (SAC)) Data Base Enhanced Query

The term Toll Free SAC or 800 Data Base Enhanced Query" denotes a query normally associated with an enhanced Toll Free SAC record in which information is provided such as vertical services (time of day or day of week routing, POTS Translation, etc.).

800 (Toll Free Service Access Codes (SAC)) Data Base Service

The term Toll Free SAC or 800 Data Base Service denotes a Toll Free SAC which allows a Toll Free SAC subscriber to use any carrier (or more than one carrier) with any Toll Free SAC number, and to change carriers without changing its Toll Free SAC number; in effect it allows portability of Toll Free SAC numbers.

800 (Toll Free Service Access Codes (SAC)) Service

The term Toll Free SAC or 800 service denotes a code utilized for service in which subscribers agree in advance to pay for all calls made to them using a predesignated toll free number (e.g. 1-SAC-NXX-XXXX; could be 800, 888 or another SAC designated for toll free calling).

Transmission Measuring (105 Type) Test Line/Responder

The term "Transmission Measuring (105 Type) Test Line/Responder" denotes an arrangement in an end office which provides far-end access to a responder and permits two-way loss and noise measurements to be made on trunks from a near end office.

Transmittal No. 1 – Filed under Special Permission No. 04-026

ACCESS SERVICE

2. General Regulations (Cont'd)

2.6 Definitions (Cont'd)

Transmission Path

The term "Transmission Path" denotes an electrical path capable of transmitting signals within the range of the service offering, e.g., a voice grade transmission path is capable of transmitting voice frequencies within the approximate range of 300 to 3000 Hz. A transmission path is comprised of physical or derived facilities consisting of any form or configuration of plant typically used in the telecommunications industry.

Trunk

The term "Trunk" denotes a communications path connecting two switching systems in a network, used in the establishment of an end-to-end connection.

Trunk Group

The term "Trunk Group" denotes a set of trunks which are traffic engineered as a unit for the establishment of connections between switching systems in which all of the communications paths are interchangeable.

Trunk Side Connection

The term "Trunk Side Connection" denotes the connection of a transmission path to the trunk side of a local exchange switching system.

Two-Wire to Four-Wire Conversion

The term "Two-Wire to Four-Wire Conversion" denotes an arrangement which converts a four-wire transmission path to a two-wire transmission path to allow a four-wire facility to terminate in a two-wire entity (e.g., a central office switch).

Transmittal No. 1 – Filed under Special Permission No. 04-026

ACCESS SERVICE

2. General Regulations (Cont'd)

2.6 Definitions (Cont'd)

V and H Coordinates Method

The term "V and H Coordinates Method" denotes a method of computing airline miles between two points by utilizing an established formula which is based on the vertical and horizontal coordinates of the two points.

WATS Serving Office

The term "WATS Serving Office" denotes a Telephone Company designated serving wire center where switching, screening and/or recording functions are performed in connection with the closed-end of WATS or WATS-type services.

Wire Center

The term "Wire Center" denotes a building in which one or more central offices, used for the provision of Telephone Exchange Services, are located.

Transmittal No. 1 – Filed under Special Permission No. 04-026

ACCESS SERVICE

3. Federal Universal Service Charge, ISDN Line Ports and DS1 Line Port

3.1 Federal Universal Service Charge

(D) (*)
(D)
(D)

The Federal Universal Service Charge (FUSC) recovers the Telephone Company's contribution to various federal universal service funds. FUSC will be billed by only the Telephone Companies contributing to the universal service funds. The Telephone Company will apply a surcharge factor each month to the billed charges for interstate access services provided to end users from this Tariff. FUSC will not apply to any bill charges for an end user when the interstate access service provided to the end user qualifies under the federal universal service guidelines for Lifeline Assistance.

(N)

FUSC will not apply to interstate access services purchased by customers that resell the services to end users as part of an interstate telecommunications service and are required to contribute to the various federal universal service funds. In case of a dispute regarding whether the customer is reselling services and contributing to the various federal universal service funds, the Telephone Company may request a signed certification to that effect from the customer.

3.1.1 Rate Regulations

The Telephone Company will bill FUSC each month as described below.

(A) FUSC Surcharge Factor

The Telephone Company will multiply the FUSC Surcharge Factor set forth in Section 17.1.3(A) and 18.1.3(A), following, against the end user's billed interstate access services charges.

(N)

(M)

(D)

(D) (*)

M – Material previously appearing on this page now appears on page 3-2 and 3-3.

* Issued on not less than one days notice under authority of Special Permission No. 08-014 of the FCC.

Issued: June 30, 2008

Senior Director, Regulatory and Industry Relations
300 Decker Drive
Irving, TX 75062-8136

Effective: July 1, 2008

ACCESS SERVICE

3. Federal Universal Service Charge, ISDN Line Ports and DS1 Line Port (Cont'd)

3.2 ISDN Line Ports

(M)(T)(*)

When an end user is provided Integrated Services Digital Network (ISDN) Basic Rate Interface (BRI) and/or ISDN Primary Rate Interface (PRI) local exchange service by a Telephone Company under the general or local exchange tariff, ISDN Line Port rates apply. ISDN Line Port rates recover the costs of ISDN line ports to the extent these costs exceed the cost of a line port used for basic, analog service. When an end user temporarily suspends its local exchange service that is associated with ISDN BRI and ISDN PRI, one half of the ISDN Line Port rate per month will be temporarily suspended for the time period the local exchange service is suspended.

(N)

3.2.1 Rate Application

Rates for ISDN Line Ports are set forth in Section 17.1.4.1 and 18.1.4.1, following.

The monthly rate applies to each ISDN service arrangement ordered from the Telephone Company's general or local exchange tariff, as described below.

- The ISDN BRI Line Port rate applies to each ISDN BRI arrangement
- The ISDN PRI Line Port rate applies to each ISDN PRI arrangement.

(N) (*)

M- Material appearing on this page previously appeared on Page 3-1.

* Issued on not less than one days notice under
authority of Special Permission No. 08-014 of the FCC

Issued: June 30, 2008

Vice President, Regulatory and Public Policy
350 S. Loop 336 West
Conroe, TX 77304

Effective: July 1, 2008

ACCESS SERVICE

3.	Federal Universal Service Charge, ISDN Line Ports and DS1 Line Port (Cont'd)	(N)
3.3	DS1 Line Port	(M) (T) (*)
	<p>When an end user is provided a DS1 (1.544 Mbps) local exchange service by the Telephone Company under the general and/or local exchange tariff(s), and where the end user provides the terminating channelization equipment, a DS1 Line Port rate will apply. The DS1 Line Port rate recovers the line port costs of the DS1 channel service to the extent these costs exceed the cost of a line port used for basic, analog service.</p> <p>When an end user temporarily suspends its local exchange service that is associated with DS1 channel service, one-half of the DS1 Line Port rate per month will be temporarily suspended for the time period the local exchange service is suspended.</p> <p>3.3.1 Rate Application</p> <p>The DS1 Line Port rate is set forth in Section 17.1.4.2 and 18.1.4.2, following.</p> <p>This monthly rate applies to each DS1 (1.544 Mbps) channel service ordered from the Telephone Company's general and/or local exchange tariff, where the end user provides the terminating channelization equipment.</p>	<p>(N)</p> <p>(N)</p> <p>(*)</p>

M- Material appearing on this page previously appeared on Page 3-1.

* Issued on not less than one days notice under
authority of Special Permission No. 08-014 of the FCC

Issued: June 30, 2008

Vice President, Regulatory and Public Policy
350 S. Loop 336 West
Conroe, TX 77304

Effective: July 1, 2008

ACCESS SERVICE

4. End User Access Service

The Telephone Company will provide End User Access Service (End User Access) to end users who obtain local exchange service from the Telephone Company under its general and/or local exchange tariffs. End User Access Service consists of End User Common Line (EUCL) charges and Access Recovery Charges (ARC). (S)y (S)y

4.1 General

End User Access Service as described in this section relates to EUCL and ARC to provide for the use of an end user common line by an end user. (S)y

4.2 Lifeline Service

The Federal Lifeline Service program is designed to provide a credit to monthly end user access charges for qualifying low income residential subscribers. The Telephone Company is designated as an eligible telecommunications carrier for Lifeline Service and when an eligible residential end user qualifies for Lifeline Service in association with local residential exchange service, the EUCL Residence rate as set forth in 17.1.2(A) and 18.1.2.(A) following is waived. (S)y

4.3 Limitations

(A) Exclusions (S)y

Telephone number detail billing, directory listings and intercept arrangements are not included with End User Access. Lifeline Assistance plans may reduce or eliminate End User Access Charges to certain qualifying end users. (S)y

4.4 Undertaking of the Telephone Company (S)y

The Telephone Company will provide End User Access at rates and charges as set forth in 17.1.2 and 18.1.2 as follows: (S)y

- Use of an EUCL for interstate Access Services provided under this tariff. Such use will be provided when the end user obtains local exchange service. (S)y

- Access Recovery Charge (ARC) (D)x (S)y

The ARC is assessed when an end user or reseller obtains local exchange service from the Telephone Company, and is a per month rate that is assessed to the end user or reseller of the associated local exchange service. (S)y

- The Telephone Company will be responsible for contacts and arrangements with customers for the billing of End User Access charges. (D)x (D)x (D)x

x = issued under Special Permission No. 12-016

y = Original effective date July 3, 2012

Issued: June 22, 2012

Effective: July 3, 2012

Vice President, Regulatory and Public Policy
350 South Loop 336 West
Conroe, TX 77304

ACCESS SERVICE

4. End User Access Service (Cont'd)

4.5 Obligations of Radio Common Carriers (T)

When the end user is a Radio Common Carrier (RCC) or provider of paging service, such end users shall designate whether the local exchange service they are provided by the Telephone Company is used as an access line for RCC or paging services, or used as an administrative line.

4.6 Payment Arrangements and Credit Allowances (T)

4.6.1 Minimum Period (T)

The minimum period for which End User Access is provided to an end user and for which charges are applicable is the same as that in the general and/or local exchange tariffs for the associated local exchange service. (T)

4.6.2 Cancellation of Orders (T)

End User Access is cancelled when the order for the associated local telephone exchange service is cancelled. No cancellation charges apply.

4.6.3 Changes to Orders

When changes are made to orders for the local exchange service associated with End User Access, any necessary changes will be made for End User Access. No charges will apply. (T)

4.6.4 Allowance for Interruptions

When there is an interruption to a common line, requested End User Access credit allowances for interruptions will be provided as set forth for credit allowance for interruptions in 2.4.4 preceding. (T)

4.6.5 Temporary Suspension of Service (T)(M)

When an end user temporarily suspends its local exchange service that is associated with a common line, one-half of the monthly end user access charges will be temporarily suspended for the time period the associated local exchange service is suspended. (T) (M)

M – Material previously appeared on Page 4-3

Transmittal No. 38

ACCESS SERVICE

- | | | |
|-------|--|-----|
| 4. | End User Access Service (Cont'd) | (M) |
| | | |
| | | (M) |
| 4.7 | Regulations, Rates and Charges | (T) |
| | EUCL and ARC Rates can be found in Sections 17 and 18 following. | (C) |
| 4.7.1 | Who Is Billed | (T) |
| | EUCL and ARC per month charges will be billed to the end user of the associated Local Exchange Service. | (C) |
| 4.7.2 | Multiparty Service | (T) |
| | The EUCL and ARC charges for each multiparty subscriber shall be assessed as if the subscriber had subscribed to single-party service. | (C) |
| 4.7.3 | Pay Telephone Service | (T) |
| | The EUCL and ARC-Multiline Business rates will be assessed when a Payphone Service Provider obtains an exchange service line for the purposes of offering pay telephone service. | (C) |
| 4.7.4 | Business Services | (T) |
| | (A) Single Line Service | |
| | When an end user is provided a single local business exchange service in a state, multiparty and centrex services included, and when the local business exchange service is provided under the general and/or local exchange or centrex service tariffs, the EUCL and ARC Single Line Business – Individual line or trunk rate as set forth in 17.1.2(B) and 18.1.2(B) following, applies to each such business individual line or trunk. In the case of multiparty service, each party is deemed to be a user of an EUCL. | (C) |

M – Material now appears on Page 4-2

Transmittal No. 38

ACCESS SERVICE

4. End User Access Service (Cont'd)

4.7 Regulations, Rates and Charges (Cont'd) (T)

4.7.4 Business Services (Cont'd) (T)

(B) Multiline Service

When an end user is provided more than one local business exchange service in a state by the same Telephone Company, multiparty and centrex services included, or a payphone line, and when the local exchange service is provided under the general and/or local exchange or centrex service tariffs, the EUCL and ARC -Multiline Business - Individual line or trunk rate as set forth in Section 17.1.2(C) and 18.1.2.(C), following, applies to each such Multiline Business individual line or trunk. In the case of multiparty service, each party is deemed to be a user of an EUCL. (C)

(C) Centrex CO and Centrex CO-like Services

Business or residence single line or multiline usage for Centrex CO and Centrex CO-like services is determined as set forth in 4.7.4 (A) and (B) preceding. Centrex CO or CO-like service provided to a college, university or school may serve both the college, university or school offices and the student or faculty dormitory (residential) quarters. When provided to residential quarters, the residential portion of the service is commonly known as dormitory service. Residential charges will apply to lines to the student or faculty dormitory (residential) quarters as set forth in 17.1.2(A) and 18.1.2(A) following. Business charges for lines to the university, college or school offices will apply as set forth in 17.1.2(C) and 18.1.2(C) following. Charges shall be based on the number of residence and business lines reported to the Telephone Company by the end user. (T)

Transmittal No. 38

ACCESS SERVICE

4. End User Access Service (Cont'd)

4.7 Regulations, Rates and Charges (Cont'd)

(T)

4.7.5 Radio Common Carriers

(T)

For each local exchange service used only as a path for the transmission of Radio Common Carrier (RCC) traffic between the Telephone Company serving wire center and the RCC's radio equipment, End User Access Charges do not apply. End User Access Charges will apply to the Radio Common Carrier's local exchange service used for administrative purposes. This shall also include those Radio Common Carriers providing maritime service under Part 80 of the FCC Rules and Regulations.

A Radio Common Carrier is described as a common carrier engaged in the provision of Public Mobile Service, as defined in Part 22 of the FCC Rules and Regulations which is not also in the business of providing landline local exchange telephone service.

(T)

4.7.6 Remote Call Forwarding

For each local exchange service provided as Remote Call Forwarding (RCF) residential or business service, under the general and/or local exchange service tariffs, End User Access Charges do not apply.

Transmittal No. 38

ACCESS SERVICE

4. End User Access Service (Cont'd)

4.7 Regulations, Rates and Charges (Cont'd)

4.7.7 Residence Services

(A) Single Line and Multiline Service

When an end user is provided local residence exchange service(s) in a state, multiparty and centrex services included, and when the local residence exchange or centrex service is provided under the general and/or local exchange or centrex service tariffs, the EUCL and ARC Residence - Individual line or trunk rate as set forth in Section 17.1.2(A) and 18.1.2(A) following, applies to each such local residence exchange trunk. In the case of multiparty service each party is deemed to be a user of an EUCL.

4.7.8 Integrated Services Digital Network (ISDN) Services

(A) ISDN Basic Rate Interface (BRI)

When an end user is provided residence or business local exchange service under any general and/or local exchange service tariff(s) using an Integrated Services Digital Network (ISDN) Basic Rate Interface (BRI) arrangement, one (1) EUCL and ARC Residence - Individual line or trunk charge as set forth in Section 17.1.2(A) and 18.1.2(A), following, or, one (1) EUCL and ARC Single Line Business - Individual line or trunk charge as set forth in Section 17.1.2(B) and 18.1.2(B), following, applies to each ISDN BRI arrangement.

(B) ISDN Primary Rate Interface (PRI)

When an end user is provided residence or business local exchange service under any general and/or local exchange service tariff(s) using an Integrated Services Digital Network (ISDN) Primary Rate Interface (PRI) arrangement, five (5) EUCL and ARC – Multiline Business Individual line or trunk charges as set forth in Section 17.1.2(C) and 18.1.2(C), following, apply to each ISDN PRI arrangement.

Transmittal No. 38

ACCESS SERVICE

4. End User Access Service (Cont'd)

4.7 Regulations, Rates and Charges (Cont'd)

(T)

4.7.9 DS1 Channel Service

(T)

When an end user is provided local exchange service under any general and/or local exchange tariff(s) using a DS1 (1.544 Mbps) channel service where the customer provides the terminating channelization equipment, five (5) EUCL and ARC - Multiline Business Individual line or trunk charges as set forth in Section 17.1.2 (C) and 18.1.2(C), following, apply to each DS1 channel service.

(C)

Transmittal No. 38

ACCESS SERVICE

5.0 Access Ordering

For Special Access ordering only, Non-Competitive End-User Channel Terminations (EUCTs) are filed as part of this tariff. Ordering for other Special Access Services to complete the circuit are outside this tariff and can be access at the Telephone Company's website or the Telephone Company's other designated locations.

5.1 General

This section sets forth the regulations and order related charges for services set forth in other sections of this tariff. Order related charges are in addition to other applicable charges for the services provided.

An Access Order is an order to provide the customer with Switched Access Service or Special Access Non-Competitive End User Channel Termination (EUCT) or Access Related Service or to provide changes to existing services.

The regulations, rates and charges for special construction are set forth in the Consolidated Communications Companies Tariff F.C.C. No. 5, and are in addition to the regulations, rates and charges specified in this section. (C)

A customer may order any number of services of the same type and between the same premises on a single Access Order. All details for services for a particular order must be identical except for those for multipoint service.

The customer shall provide to the Telephone Company the order information required in 5.2 following, and in addition the customer must also provide:

- Customer name and premises address(es).
- Billing name and address (when different from customer name and address).
- Customer contact name(s) and telephone number(s) for the following provisioning activities: order negotiation, order confirmation, interactive design, installation and billing.

Transmittal No. 114

ACCESS SERVICE

5. Access Ordering (Cont'd)

5.1 General (Cont'd)

5.1.1 Service Installation

The Telephone Company will provide the Access Service in accordance with the customer's requested service date, subject to the constraints established by the Telephone Company schedule of applicable service dates.

The Telephone Company shall make available to all customers, upon request, a schedule of applicable service intervals for Switched Access Service and Special Access Services. The schedule shall specify the applicable service interval for services and the quantities of services that can be provided by a requested service date. Any associated material will be provided upon request and within a reasonable period of time. (C)

The Telephone Company will not accept orders for service dates which exceed the applicable service date by more than six months.

Access Services will be installed during Telephone Company business days. If a customer requests that installation be done outside of scheduled work hours, and the Telephone Company agrees to this request, the customer will be subject to applicable Additional Labor Charges as set forth in the rate sections following. (C)

Transmittal No. 77

ACCESS SERVICE

5. Access Ordering (Cont'd)

5.1 General (Cont'd)

5.1.2 Expedited Orders

When placing an Access Order, a customer may request a service date that is prior to the applicable service date. Additionally, a customer may also request an earlier service date on a pending Access Order. In this case, an Access Order modification as set forth in 5.4 following would be required. If the Telephone Company determines that the service can be provided on the requested date and that additional labor cost or extraordinary costs are required to meet the requested service date the customer will be notified and will be provided with an estimate of the additional charges involved. Charges will be billed at actual cost, not to exceed 10 percent over estimated charges. Such additional charges will be determined and billed to the customer as explained following.

To calculate the additional labor charges, the Telephone Company will, upon authorization from the customer to incur the additional labor charges, keep track of the additional labor hours used to meet the request of the customer and will bill the customer at the applicable Additional Labor charges as set forth in 17.4.3(A) and 18.4.3(A), following.

To develop, determine and bill the customer the extraordinary costs which may be involved, the Special Construction terms and conditions as set forth in the Consolidated Communications Companies Tariff F.C.C. No. 5, will be used by the Telephone Company. Authorization to incur the costs and to bill the customer will be in accordance with the terms and conditions of Consolidated Communications Companies Tariff F.C.C. No. 5.

(C)
(C)
(C)
(C)

When the request for expediting occurs subsequent to the issuance of the Access Order, a Service Date Change Charge as set forth in 17.4.1(B) and 18.4.1(B), following also applies.

Transmittal No. 114

ACCESS SERVICE

5. Access Ordering (Cont'd)

5.1 General (Cont'd)

5.1.3 Selection of Facilities for Access Orders

The option to request a specific transmission path or channel is provided for High Capacity Facilities Special Access Non-Competitive End User Channel (C)
Terminations(s) (EUCTs), or as provided for under Special Facilities Routing as set forth in Section 11 following. (C)

When there are High Capacity facilities to a hub on order or in service for the customer's use, the customer may request a specific channel or transmission path be used to provide the Switched Access Service or Special Access Non-Competitive EUCT requested in an Access Order. The Telephone Company will make a reasonable effort to accommodate the customer request. (C)
(C)

Transmittal No. 77

ACCESS SERVICE

5. Access Ordering (Cont'd)

5.2 Ordering Requirements

5.2.1 Switched Access Service

When ordering Switched Access service, the customer must specify whether the service is to be provided as (1) Direct-Trunked Transport from the serving wire center to the end office, (2) Direct-Trunked Transport from the serving wire center to a tandem which connects with Tandem Switched Transport from the tandem to the end office. When service is ordered directly to an end office the customer must specify the type and quantity of Direct-Trunked Transport facility (e.g., Voice Grade or High Capacity DS1 or DS3).

The customer must also specify the type of Entrance Facility (e.g., Voice Grade or High Capacity) to be used for Switched Access. For High Capacity Entrance Facility, the customer must specify the facility assignment and the channel assignment.

Direct-Trunked Transport is available at all tandems and end offices except those identified in NATIONAL EXCHANGE CARRIER ASSOCIATION, INC. TARIFF F.C.C. NO. 4 as not having the capability to provide Direct-Trunked Transport. Those offices are: (1) End offices that lack recording or measurement capability, and (2) Non-Service Switching Point (SSP) equipped end offices that cannot accommodate direct trunking of originating 800 calls.

When the customer has both Tandem Switched Transport and Direct-Trunked Transport at the same end office, the customer will be provided Alternate Traffic Routing as set forth in 6.4.6 following.

.

Transmittal No. 1 – Filed under Special Permission No. 04-026

ACCESS SERVICE

5. Access Ordering (Cont'd)

5.2 Ordering Requirements

5.2.1 Switched Access Service (Cont'd)

At customer request, their Local Transport may be connected to the Entrance Facility of another customer, providing the other customer submits a Letter of Authorization for this connection and assumes full responsibility for the cost of the Entrance Facility.

(A) Feature Group A

Orders for Feature Group A Switched Access Service shall be in lines. When placing an order for Feature Group A Switched Access Service, the customer shall provide the following information in addition to that set forth in 5.1 preceding:

- The number of lines and the first point of switching (i.e., Dial Tone Office)
- Optional Features
- Whether the Off-hook Supervisory Signaling is provided by the customer's equipment before the called party answers, or is forwarded by the customer's equipment when the called party answers
- Lines to be provided as single lines
- Lines to be arranged in multiline hunt group arrangements
- Directionality (1-way, 2-way, etc.)
- A projected percentage of interstate use (PIU) as set forth in 2.3.10 preceding
- The Interexchange Carrier to which the service is connected or, in the alternative, specify the means by which the FGA access communications are transported to another state.

Transmittal No. 1 – Filed under Special Permission No. 04-026

ACCESS SERVICE

5. Access Ordering (Cont'd)

5.2 Ordering Requirements (Cont'd)

5.2.1 Switched Access Service (Cont'd)

(B) Feature Group B

Orders for Feature Group B Switched Access Service shall be in trunks.

When placing an order for Feature Group B Service, the customer shall provide the following information in addition to that set forth in 5.1 preceding:

- The number of trunks
- The end office when direct routing is desired
- The access tandem office when tandem routing is desired
- Optional Features
- Trunks to be provided as single trunks
- Trunks to be arranged in trunk group arrangements
- Directionality (1-way, 2-way, etc.)
- A projected percentage of interstate use (PIU) as set forth in 2.3.10 preceding
- The Interexchange Carrier to which the service is connected or, in the alternative, specify the means by which the FGB access communications are transported to another state.
- The access code dialing arrangement (i.e., a uniform access code of 950-1XXX or 950-OXXX).
- For Feature Group B switched access service to a Wireless Switching Center directly interconnected to a Telephone Company access tandem office, the customer shall provide information to the Telephone Company indicating the NXX code(s) to be accessed.

Transmittal No. 1 – Filed under Special Permission No. 04-026

ACCESS SERVICE

5. Access Ordering (Cont'd)

5.2 Order Requirements (Cont'd)

5.2.1 Switched Access Service (Cont'd)

- (C) Feature Group C, Feature Group D, Interim NXX Translation, Operator Transfer Service and SS7 Signaling

When placing an order for Feature Group C and D Switched Access Service, the customer shall provide, in addition to the information required in Section 5.1:

- The number of BHMC from the customer designated premises to the end office or Operator Transfer Service location by Feature Group and by type of BHMC, or
- The number of trunks desired between customer designated premises and an entry switch or Operator Transfer Service location.
- The number of BHMC or trunks (for customers other than providers of MTS or WATS) required for or to be converted to an SS7 Signaling capability
- Optional Features
- Interim NXX Translation options.
- Operator Transfer Service option
- A projected percentage of interstate use (PIU) as set forth in 2.3.10 preceding.
- For Feature Group D switched access service to a Wireless Switching Center (WSC) directly interconnected to a Telephone Company access tandem office, the customer shall provide information to the Telephone Company indicating the NXX code(s) to be accessed.

Transmittal No. 1 – Filed under Special Permission No. 04-026

ACCESS SERVICE

5. Access Ordering (Cont'd)

5.2 Order Requirements (Cont'd)

5.2.1 Switched Access Service (Cont'd)

- (C) Feature Group C, Feature Group D, Interim NXX translation, Operator Transfer Service and SS7 Signaling (Cont'd)

When BHMC information is provided it is used to determine the number of transmission paths as set forth in 6.2.5 following.

The BHMC may be determined by the customer in the following manner. For each day (8 am to 11 pm, Monday through Friday, excluding national holidays), the customer shall determine the highest number of minutes of use for a single hour (e.g., 55 minutes in the 10-11 am hour). The customer shall, for the same hour period (i.e., busy hour) for each of twenty consecutive business days, pick the twenty consecutive business days in a calendar year which add up to the largest number of minutes of use. Both originating and terminating minutes shall be included. The customer shall then determine the average busy hour minutes of capacity (i.e., BHMC) by dividing the largest number of minutes of use figure for the same hour period for the consecutive twenty business day period by 20. This computation shall be performed for each end office the customer wishes to serve. These determinations thus establish the forecasted BHMC for each end office.

Transmittal No. 1 – Filed under Special Permission No. 04-026

ACCESS SERVICE

5. Access Ordering (Cont'd)

5.2 Ordering Requirements (Cont'd)

5.2.1 Switched Access Service (Cont'd)

- (C) Feature Group C, Feature Group D, Interim NXX Translation, Operator Transfer Service and SS7 Signaling (Cont'd)

Customers may, at their option, order FGD by specifying the number of trunks desired between customer designated premises and an end office, access tandem or operator services location. When ordering by trunk quantities rather than BHMC quantities to an access tandem, the customer must also provide the Telephone Company an estimate of the amount of traffic it will generate to and/or from each end office subtending the access tandem to assist the Telephone Company in its own efforts to project further facility requirements.

When Feature Group C or D is ordered with the Interim NXX Translation optional feature, the customer shall specify the Service Access Code(s) (e.g., 800 or 900) and their associated NXX code(s) to be translated within the entire LATA or Market Area. The initial and subsequent orders to add, change, or delete Interim NXX Translation codes shall be placed separately or in combination with orders to change Feature Group C or D Switched Access BHMC or trunks. Customer assigned NXX codes which have not been ordered will be blocked.

Orders for the Interim NXX Translation optional feature shall not be required until such time as a customer other than an MTS/WATS provider requests Interim NXX Translation of Service Access Codes. Upon receipt of such order, the Telephone Company shall notify the MTS/WATS provider of the activation of the Interim NXX Translation Service for the Service Access Code. Following such initial activation, all customers are required to place orders for Interim NXX Translation of the Service Access Code and the Interim NXX Translation charge for the Service Access Code shall apply as set forth in 17.2.1(C) and 18.2.1(B), following.

Transmittal No. 1 – Filed under Special Permission No. 04-026

ACCESS SERVICE

5. Access Ordering (Cont'd)

5.2 Ordering Requirements (Cont'd)

5.2.1 Switched Access Service (Cont'd)

- (C) Feature Group C, Feature Group D, Interim NXX Translation, Operator Transfer Service and SS7 Signaling (Cont'd)

For the Operator Transfer Service Option ordered in conjunction with Feature Group C or Feature Group D Switched Access Service as set forth in 6.1.3(C)(2), 6.7.1(I) and 6.8.1(K), following, the customer must specify the number of trunks or BHMCs desired between its premises and the Telephone Company operator services location.

Operator Transfer Service is provided at operator services locations as set forth in NATIONAL EXCHANGE CARRIER ASSOCIATION, INC. TARIFF F.C.C. NO. 4.

- (D) SS7 Optional Feature

When Feature Group C or D is ordered with the SS7 optional feature, in addition to information listed above, the customer shall specify a reference to existing signaling connections or reference a related SS7 Signaling connection order. When ordering SS7 Signaling, the customer shall provide the Signaling Transfer Point codes, location identifier codes and circuit identifier codes. In addition, the customer shall work cooperatively with the Telephone Company to determine the number of SS7 Signaling connections required to handle its signaling traffic.

For 800 Data Base Access Service, as described in 6.1.3(A) & (C) following, the customer must order FGC or FGD to those access tandems or end offices designated as Service Switching Points (SSP) for 800 data base service or to those non-SSP equipped end offices that can accommodate direct trunking of originating 800 calls. SSP equipped end offices and access tandems and non-SSP equipped end offices that can accommodate direct trunking of originating 800 calls are designated in NATIONAL EXCHANGE CARRIER ASSOCIATION, INC. TARIFF F.C.C. NO. 4, WIRE CENTER INFORMATION. All traffic originating from end offices not equipped to provide SS7 signaling and routing or not able to accommodate direct trunking of originating 800 calls require routing via an access tandem where SSP functionality is available.

Transmittal No. 1 – Filed under Special Permission No. 04-026

ACCESS SERVICE

5. Access Ordering (Cont'd)

5.2 Ordering Requirements (Cont'd)

5.2.2 Special Access Service

When placing an order for Special Access Non-Competitive End User Channel Terminations (EUCTs) the customer must specify: (C)
(C)

- the customer designated premises or hubs involved;
- type of service (e.g., Voice Grade, High Capacity, etc.);
- the channel interface(s);
- technical specification package;
- options desired;
- for multipoint services, the channel interface at each customer designated premises may, at the request of the customer, be different but all such interfaces shall be compatible; and
- that the traffic consists of more than ten percent interstate traffic.

All part-time Program Audio services are subject to a service inquiry. A service inquiry is a request to the Telephone Company to determine if facilities exist to provide the service ordered and to determine the service date on which service can be provided to the customer.

Where the Special Access Non-Competitive EUCT is exempt from the Special Access Surcharge, as set forth in 7.3 following the customer shall furnish written certification to that effect as set forth in 7.3 following. (C)

When ordering bridging, the Customer must specify the telephone company hub(s) from which they desire service. The Customer must specify only those hubs that provide the type of service ordered and interconnect with the wire center(s) from which the customer requires service. The Wire Center section of NATIONAL EXCHANGE CARRIER ASSOCIATION, INC. TARIFF F.C.C. NO. 4 identifies hub types (e.g., Digital Data , High Capacity) and hub levels (i.e., Hub, Terminus Hub, Intermediate Hub and Super-Intermediate Hub). Additionally, the Subtending section of TARIFF F.C.C. NO. 4 identifies wire centers and the Intermediate and/or Super-Intermediate hubs with which they interconnect. (D)
(D)

Transmittal No. 77

ACCESS SERVICE

5. Access Ordering (Cont'd)

5.2 Ordering Requirements (Cont'd)

5.2.2 Special Access Service (Cont'd)

When ordering High Capacity Optional Rate plans or upgrades to the plans, discontinuance charges, as specified in 7.2.8 following, will not apply if the conditions set forth in 7.2.8 following are met and the customer provides the following ordering information:

Term Discounts-Upgrades in Capacity (DS1 to DS3)

- The customer's order for the disconnect of the existing DS1 Service and the installation of the new DS3 Service are received at the same time and specifically reference the application of upgrade in capacity.
- The customer's disconnect order for the existing DS1 Service must reference the DS3 Service installation order.

Customer orders to install and disconnect DS1 or DS3 services provided under a Term Discount plan where the number of DS1s or DS3s remains constant and the customer wishes to maintain the existing Term Discount period and minimum service period must:

- Be received at the same time; and
- Reference continuation of the existing Term Discount period and the minimum service period on both the installation and disconnect orders.

Transmittal No. 1 – Filed under Special Permission No. 04-026

ACCESS SERVICE

5. Access Ordering (Cont'd)

5.2 Ordering Requirements (Cont'd)

5.2.3 WATS or WATS-Type Services

Special Access Non-Competitive End User Channel Termination (EUCT) may be ordered for connection with FGA, FGB, FGC, or FGD Switched Access Service at Telephone Company designated WATS Serving Offices (WSOs) for the provision of WATS or WATS-type Services and may be ordered separately by a customer other than the customer which orders the FGA, FGB, FGC or FGD Switched Access Service. For the Special Access Non-Competitive EUCT the customer shall specify: (C)

- the customer designated premises at which the Special Access Non-Competitive EUCT terminates (C)
- the type of line (i.e., two-wire or four-wire) (C)
- the type of calling (i.e., originating, terminating or two-way)
- type of Supervisory Signaling.

When the optional screening, switching and/or recording functions are not provided at the customer serving wire center, Channel Mileage, which can be accessed on the Telephone Company's website or the Telephone Company's other designated locations, must be ordered between that wire center and the nearest WSO where the screening, switching and/or recording functions can be provided. (C)

5.2.4 Mixed Use Facilities – Switched Access Service and Special Access Non-Competitive End User Channel Termination (EUCT) (C)

Mixed use is the provision of both Switched Access and Special Access Non-Competitive EUCT over the same High Capacity facilities. Mixed use facilities to a hub will be ordered and provided as Special Access Non-Competitive EUCT. Where mixed use is employed, individual services utilizing these facilities must be ordered either as Switched Access Service or Special Access Non-Competitive EUCT as further elaborated and set forth in 6.4.7 and 7.2.7 following. When placing the order for the individual service(s), the customer must specify a channel assignment for each service ordered. (C)

Transmittal No. 77

ACCESS SERVICE

5. Access Ordering (Cont'd)

5.2 Ordering Requirements (Cont'd)

5.2.5 Miscellaneous Services

Testing Service, Additional Labor, Restoration Priority and Special Facilities Routing shall be ordered with an Access Order or may subsequently be added to a pending order at any time up to and including the service date for the access service. When miscellaneous services are added to a pending order a service date change may be required. When a service date change is required, the service date change charge as set forth in 17.4.1(B) and 18.4.1(B), following will apply. When miscellaneous services are added to a pending order, charges for a design change as set forth in 17.4.1(C) and 18.4.1(C), following will apply when an engineering review is required. If both a service date change and an engineering review are required, both the Service Date Change Charge and the Design Change Charge will apply as set forth in 5.4.3 following.

The rates and charges for these services, as set forth in Section 17 and 18 of this tariff, will apply in addition to the ordering charges set forth in Section 17 and 18 and the rates and charges for the Access Service with which they are associated.

Additional Engineering is not an ordering option, but will be applied to an Access Order when the Telephone Company determines that Additional Engineering is necessary to accommodate a customer request. Additional Engineering will only be required as set forth in 13.1 following. When it is required, the customer will be so notified and will be furnished with a written statement setting forth the justification for the Additional Engineering as well as an estimate of the charges. If the customer agrees to the Additional Engineering, a firm order will be established. If the customer does not want the service or facilities after being notified that Additional Engineering of Telephone Company facilities is required, the order will be withdrawn and no charges will apply. Once a firm order has been established, the total charge to the customer for the Additional Engineering may not exceed the estimated amount by more than 10%.

Transmittal No. 1 – Filed under Special Permission No. 04-026

ACCESS SERVICE

5. Access Ordering (Cont'd)

5.2 Ordering Requirements (Cont'd)

5.2.6 Reserved For Future Use

(C)

(D)

(D)

Transmittal No. 77

ACCESS SERVICE

5. Access Ordering (Cont'd)

5.3 Access Orders For Services Provided By More Than One Telephone Company

Access Services provided by more than one Telephone Company are services where one end of the Local Transport or Channel Mileage element is in the operating territory of one Telephone Company and the other end of the element is in the operating territory of a different Telephone Company or where the Interim NXX Translation service and the end office are not provided by the same Telephone Company.

The ordering procedure for this service to be used by the Telephone Companies involved in providing the Access Service is described as follows:

5.3.1 Non Meet Point Billing Ordering

(A) Single Company Billing Ordering

The Telephone Company receiving the order from the customer will arrange to provide the service and bill the customer as set forth in 2.4.7(A)(1). The customer will place the order with the Telephone Company as follows:

For FGA Switched Access Service the customer will place the order with the Telephone Company in whose territory the first point of switching is located. The first point of switching is the dial tone office

When the first point of switching is not in the same Telephone Company's territory as the Interexchange Carrier premises, the customer must supply a copy of the order to the Telephone Company in whose territory the Interexchange Carrier premises is located and any other Telephone Company(s) involved in providing the service. When service is provided through a centralized equal access provider, the customer must supply a copy of the order to that provider

Transmittal No. 1 – Filed under Special Permission No. 04-026

ACCESS SERVICE

5. Access Ordering (Cont'd)

5.3 Access Orders For Services Provided By More Than One Telephone Company (Cont'd)

5.3.2 Meet Point Billing Ordering

Each Telephone Company will provide its portion of the Access Service within its operating territory to an interconnection point(s) with the other Telephone Company(s). Billing percentages will be determined by the Telephone Companies involved in providing the Access Service and listed in NATIONAL EXCHANGE CARRIER ASSOCIATION, INC. TARIFF F.C.C. NO. 4. Each Telephone Company will bill the customer for its portion of the service as set forth in 2.4.7(B). All other appropriate charges in each Telephone Company tariff are applicable.

For the service(s) ordered as set forth following, the customer must also supply a copy of the order to the Telephone Company in whose operating territory a customer designated premises is located and any other Telephone Company(s) involved in providing the service. Additionally, when service is provided through a centralized equal access provider, the customer must supply a copy of the order to that provider.

- (A) For Feature Group A and B Switched Access Services, the customer must place an order with the Telephone Company in whose territory the first point of switching is located, (i.e., FGA - dial tone office, FGB - access tandem or end office). The Telephone Company will designate the first point(s) of switching for FGB Services where the Telephone Company elects to provide equal access through a centralized equal access arrangement. Those Telephone Company offices providing equal access through centralized arrangements are identified in NATIONAL EXCHANGE CARRIER ASSOCIATION, INC. TARIFF F.C.C. NO. 4.
- (B) For Feature Group C and D Switched Access Services, the customer must place an order with the Telephone Company in whose territory the end office is located. Customers may, at their option, order FGD to the access tandem. When ordered to the access tandem, and the access tandem and the end office are not in the same Telephone Company operating territory, the customer must also supply a copy of the order to each additional Telephone Company subtending the access tandem.

Transmittal No. 1 – Filed under Special Permission No. 04-026

ACCESS SERVICE

5. Access Ordering (Cont'd)

5.3 Access Orders For Services Provided By More Than One Telephone Company (Cont'd)

5.3.2 Meet Point Billing Ordering (Cont'd)

- (C) Customers ordering Special Access Non-Competitive End User Channel Termination(s) (EUCT) to be interconnected with Switched Access Services at Telephone Company designated WATS Serving Offices for the provision of WATS or WATS-type Services must place an order with each Telephone Company in whose territory the end office and the WATS Serving Office are located, if they are not collocated. (C)
- (D) Except for Special Access Non-Competitive EUCT as set forth in (C) above or as set forth in (E) below, the customer may place the order for a Special Access Non-Competitive EUCL with either Exchange Telephone Company. (C)
- (E) For Special Access Non-Competitive EUCT involving a hub(s) the customer must place the order with the Telephone Company(s) in whose territory the hub(s) is located. (C)
- (F) For initiation, additions, changes or deletions to the Interim NXX Translation code(s), the customer must place an order with the Telephone Company who provides the Interim NXX Translation. The customer must also provide a copy of the order to the Telephone Companies subtending the Interim NXX Translation office.

Transmittal No. 77

ACCESS SERVICE

5. Access Ordering (Cont'd)

5.4 Charges Associated with Access Ordering

5.4.1 Access Order Charge

The Access Order Charge is applied to all customer requests for new Special Access Non-Competitive End User Channel Terminations (EUCTs), and Switched Access Service. In addition, the Access Order Charge is applicable to customer requests for additions, changes or rearrangements to existing Special Access Non-Competitive EUCTs, and Switched Access Service with the following exceptions:

The Access Order Charge does not apply:

- When a Service Date Change Charge is applicable;
- When a Design Change Charge is applicable;
- To administrative changes as set forth in 6.4.1(B)(3) and 7.2.2(B)(3) following;
- When a change to a pending order does not result in the cancellation of the pending order and the issuance of a new order;
- When the Interim NXX Translation charge is applicable;
- When a Miscellaneous Service Order Charge is applicable;
- When a Presubscription Charge is applicable;
- When Payphone Service Providers (PSPs) obtain Coin Supervision Additive Service in conjunction with local exchange service lines for the provision of pay telephone service;
- When a Telephone Company initiated network reconfiguration requires a customer's existing access service to be reconfigured;
- When a Billing Name and Address Order charge is applicable;
- When a 900 Blocking Service charge is applicable.

(D)
(D)

Transmittal No. 77

ACCESS SERVICE

5. Access Ordering (Cont'd)

5.4 Charges Associated with Access Ordering (Cont'd)

5.4.1 Access Order Charge (Cont'd)

The Access Order Charge will be applied on a per order basis to each order received by the Telephone Company or copy of an order received by the Telephone Company pursuant to 5.3.1 preceding and 5.3.2 preceding except by the Telephone Company applying the Interim NXX Translation charge, and is in addition to other applicable charges as set forth in this and other sections of this tariff.

The Access Order Charge will be applied on a per order basis for any change, rearrangement or addition to the delivery of signaling to an existing STP Port.

5.4.2 Miscellaneous Service Order Charge

A Miscellaneous Service Order Charge, as set forth in forth in 17.4.1(D) and 18.4.1(D), following, applies to any service, or combination of services ordered simultaneously from Section 13. of the Tariff for which a service order is not already pending (with the exception of Presubscription (13.4), Billing Name and Address Service (13.3.4), and 900 Blocking Service (13.3.7) which do not have the charge applied). The Miscellaneous Service Order Charge is an administrative charge designed to compensate for the expenses associated with service order issuance.

The charge always applies to the following services since a pending service order would not exist:

- Overtime Repair (13.2.2),
- Standby Repair (13.2.3),
- Testing and Maintenance with Other Telephone Companies other than when in conjunction with Acceptance Testing (13.2.4),
- Other Labor (13.2.5),
- Maintenance of Service (13.3.2),
- Originating Line Screening (OLS) Service (13.3.5).

The Miscellaneous Service Order Charge will also apply to the following services if they are ordered subsequent to the initial installation of the associated access service, thereby necessitating the issuance of another service order:

- Telecommunications Service Priority (13.3.3),
- Pay Telephone Coin Supervision (13.3.6).

Transmittal No. 1 – Filed under Special Permission No. 04-026

ACCESS SERVICE

5. Access Ordering (Cont'd)

5.4 Charges Associated with Access Ordering (Cont'd)

5.4.2 Miscellaneous Service Order Charge (Cont'd)

The charge does not apply to the following services since there would exist a pending service order:

- Additional Engineering (13.1),
- Overtime Installation (13.2.1),
- Standby Acceptance Testing (13.2.3),
- Testing and Maintenance with Other Telephone Companies when in conjunction with Acceptance Testing (13.2.4),
- Additional Cooperative Acceptance Testing [13.3.1(A)(1) and 13.3.1(B)(1)],
- Coin Supervision Additive Service (13.3.6).

5.4.3 Access Order Change Charges

Access Order changes involve service date changes and design changes. The customer may request a change of its Access Order prior to the service date. The Telephone Company will make every effort to accommodate a requested change when it is able to do so with the normal work force assigned to complete such an order within normal business hours. If the change cannot be made with the normal work force during normal business hours, the Telephone Company will notify the customer. If the customer still desires the Access Order change, the Telephone Company will schedule a new service date as set forth in 5.1.2 preceding. All charges for Access Order change as set forth in 17.4.1(B) and (C) and 18.4.1(B) and (C), will apply on a per occurrence basis.

Any increase in the number of Special Access Non-Competitive End User Channel Terminations (EUCTs) or Switched Access Service lines, trunks or busy hour minutes of capacity, or CCS/SS7 Port Terminations will be treated as a new Access Order (for the increased amount only). (C) (C) (D)

If order changes are necessary to satisfy the transmission performance for a Special Access Non-Competitive EUCT ordered by a customer, these changes will be made without order change charges being incurred by the customer. (C)

Transmittal No. 77

ACCESS SERVICE

5. Access Ordering (Cont'd)

5.4 Charges Associated with Access Ordering (Cont'd)

5.4.3 Access Order Change Charges (Cont'd)

(A) Service Date Change

The customer may request a change of service date on a pending Access Order prior to the service date. A change of service date is a change of the scheduled service date by the customer to either an earlier date or a later date which does not exceed 30 calendar days from the original service date.

If the Telephone Company determines that the customer's request can be accommodated without delaying the service dates for orders of other customers, the service date will be changed and the Service Date Change Charge, as set forth in 17.4.1(B) and 18.4.1(B), following, will be applied to the order.

If the service date is changed to an earlier date, and the Telephone Company determines additional labor or extraordinary costs are necessary to meet the earlier service date requested by the customer, the customer will be notified by the Telephone Company that Expedited Order Charges as set forth in 5.1.2 preceding apply. Such charges will apply in addition to the Service Date Change Charge.

If the requested service date exceeds 30 calendar days following the original service date, and the Telephone Company determines that the customer's request can be accommodated, the Telephone Company will cancel the original order and apply the Cancellation Charges as set forth in 5.5.3 following. A new Access Order with a new service date will be issued. The Service Date Change Charge will not apply, however, the Access Order Charge will apply to the new order.

If the service date is changed due to a design change as set forth in (B) following, the Service Date Change Charge will apply.

Transmittal No. 1 – Filed under Special Permission No. 04-026

ACCESS SERVICE

5. Access Ordering (Cont'd)

5.4 Charges Associated with Access Ordering (Cont'd)

5.4.3 Access Order Change Charges (Cont'd)

(B) Design Change

The customer may request a design change to the service ordered prior to the requested service date. A design change is any change to an Access Order which requires engineering review. An engineering review is a review by Telephone Company personnel, of the service ordered and the requested changes to determine what changes in the design, if any, are necessary to meet the changes requested by the customer. Design changes include such things as the addition or deletion of optional features or functions or a change in the type of Transport Termination (Switched Access only), type of channel interface, type of Interface Group or technical specification package, or a change in the destination of PVC, speed of PVC or speed of the end user port. Design changes do not include a change of customer designated premises, first point of switching, Feature Group type or Special Access Non-Competitive End User Channel Termination (EUCT) type. Changes of this nature will require the issuance of a new order and the cancellation of the original order with appropriate cancellation charges applied. (C) (C)

The Telephone Company will review the requested change, notify the customer whether the change is a design change, if the change can be accommodated and if a new service date is required. If the customer authorizes the Telephone Company to proceed with the design change, a Design Change Charge as set forth in rate sections following will apply in addition to the charge for Additional Engineering as set forth in rate sections following. If a change of service date is required, the Service Date Change Charge as set forth in rate sections following, will also apply. The Access Order Charge as specified in rate sections following, does not apply. (T) (T)

Transmittal No. 77

ACCESS SERVICE

5. Access Ordering (Cont'd)

5.5 Minimum Periods and Cancellations

5.5.1 Minimum Periods

The minimum period for part-time Program Audio Special Access Non-Competitive Channel Terminations(s) (EUCT) is one month even though the service will be provided only for the duration of the event specified on the order (e.g., one-half hour, two hours, five hours, etc.). The minimum period for Switched Access High Capacity DS3 Entrance Facilities and Direct Trunked Transport is as set forth in the rate sections following. The minimum period for High Capacity DS1 and DS3 Special Access Non-Competitive EUCT is as set forth in the rate sections following.

Switched Access usage rated services (e.g., End Office, Common Line, Tandem Switched Transport and Residual Interconnection Charge) have no minimum period. The minimum period for which all other Access Service is provided and for which charges are applicable, is one month.

5.5.2 Development of Minimum Period Charges

When Access Service is disconnected after commencement of service but prior to the expiration of the minimum period, charges are applicable for the balance of the minimum period. A disconnect constitutes facilities being returned to available inventory.

The Minimum Period Charge for monthly billed services will be determined as follows:

- (A) For Switched Access Service, the charge for a month or fraction thereof is equal to the applicable recurring charges plus any nonrecurring and/or special construction charge(s) that may be due.
- (B) For Special Access Non-Competitive EUCT, and flat rated Switched Access Service the charge for a month or fraction thereof is the applicable monthly rates for the appropriate channel type plus any optional features, nonrecurring and/or special construction charge(s) that may apply.

Transmittal No. 77

ACCESS SERVICE

5. Access Ordering (Cont'd)

5.5 Minimum Period and Cancellations (Cont'd)

5.5.2 Development of Minimum Period Charges (Cont'd)

The Minimum Period Charge for part-time Program Audio Services is the applicable monthly rate for the appropriate channel type as set forth in 7.2.4 following.

5.5.3 Cancellation of an Access Order

(A) A customer may cancel an Access Order for the installation of service on any date prior to the service date. The cancellation date is the date the Telephone Company receives written or verbal notice from the customer that the order is to be canceled. The verbal notice must be followed by written confirmation within 10 days. If a customer or a customer's end user is unable to accept Access Service within 30 calendar days after the original service date, the customer has the choice of the following options:

- The Access Order shall be canceled and charges set forth in (B) following will apply or,
- Billing for the service will commence.

In such instances, the cancellation date or the billing date, depending on which option is selected by the customer, shall be the 31st day beyond the original service date of the Access Order.

Transmittal No. 1 – Filed under Special Permission No. 04-026

ACCESS SERVICE

5. Access Ordering (Cont'd)

5.5 Minimum Period and Cancellations (Cont'd)

5.5.3 Cancellation of an Access Order (Cont'd)

- (B) When a customer cancels an Access Order for the installation of service, a Cancellation Charge will apply as follows:
- (1) Installation of Switched Access Service or Special Access Non-Competitive Channel Terminations (EUCT) facilities is considered to have started when the Telephone Company incurs any cost in connection therewith or in preparation thereof which would not otherwise have been incurred. (C)
(C)
 - (2) Where the customer cancels an Access Order prior to the start of installation of access facilities, no charges shall apply.
 - (3) Where installation of access facilities has been started prior to the cancellation, the charges specified in (a) or (b) following, whichever is lower, shall apply.
 - (a) A charge equal to the costs incurred in such installation, less estimated net salvage. Such costs include the nonrecoverable cost of equipment and material ordered, provided or used, plus the nonrecoverable cost of installation and removal including the costs of engineering, labor, supervision, transportation, rights-of-way and other associated costs;
 - (b) The minimum period charges for Switched Access or Special Access Non-Competitive EUCT ordered by the customer, as set forth in 5.5.2 preceding. (C)
(C)
- (C) When a customer cancels an order for the discontinuance of service, no charges apply for the cancellation.

Transmittal No. 77

ACCESS SERVICE

5. Access Ordering (Cont'd)

5.5 Minimum Period and Cancellations (Cont'd)

5.5.3 Cancellation of an Access Order (Cont'd)

- (D) If the Telephone Company misses a service date by more than 30 days and such delay is not requested or caused by the customer (excluding those circumstances where the date is missed due to acts of God, governmental requirements, work stoppages and civil commotions), the customer may cancel the Access Order without incurring cancellation charges.

5.5.4 Partial Cancellation Charge

Any decrease in the number of ordered Special Access Non-Competitive End User Channel Termination(s) (EUCT) or Switched Access Service lines, trunks, busy hour minutes of capacity or CCS/SS7 Port Terminations will be treated as a partial cancellation and charges will be determined as set forth in 5.5.3(B) preceding.

(C)
|
(C)

Transmittal No. 77

ACCESS SERVICE

6. Switched Access Service

6.1 General

Switched Access Service, which is available to customers for their use in furnishing their services to end users, provides a two-point communications path between a customer designated premises and an end user's premises. It provides for the use of common terminating, switching, and trunking facilities and for the use of common subscriber plant of the Telephone Company. Switched Access Service provides for the ability to originate calls from an end user's premises to a customer designated premises, and to terminate calls from a customer designated premises to an end user's premises in the LATA where it is provided. Specific references to material describing the elements of Switched Access Service are provided in 6.1.3 and 6.5 through 6.7 following.

Rates and charges for Switched Access Service depend generally on the specific Feature Group ordered by the customer, e.g., for MTS or WATS services or MTS/WATS equivalent services and whether it is provided in a Telephone Company end office that is equipped to provide equal or nonequal access. Rates and charges for Switched Access Service are set forth in 17.2 following. The application of rates for Switched Access Service is described in 6.4 following. Rates and charges for services other than Switched Access Service, e.g., a customer's interLATA toll message service, may also be applicable when Switched Access Service is used in conjunction with these other services. Descriptions of such applicability are provided in 6.4.5, 6.4.8, 6.5.1(H), 6.5.3, 6.6.1(F), 6.7.1(F) and 6.8.1(E) following.

When Feature Group C or Feature Group D is ordered with the SS7 option, network compatibility and other operational tests will be performed cooperatively by the Telephone Company with the Customer at locations, dates and times as specified by the Telephone Company in consultation with the Customer. These tests are as specified in Technical Publication TR-TSV-000905. Successful completion is necessary to receive the SS7 option. To protect the security of the SS7 network, certain information provided by the Telephone Company (ie: point codes) to the Customer will be subject to a nondisclosure agreement.

Transmittal No. 1 – Filed under Special Permission No. 04-026

ACCESS SERVICE

6. Switched Access Service

6.1 General (Cont'd)

The following provision applies to the treatment of Toll VoIP-PSTN Traffic pursuant to the Federal Communications Commission's Part 51 Interconnection rules and in compliance with the Federal Communications Commission's Report and Order and Further Notice of Proposed Rulemaking in CC Docket Nos. 96-45 and 01-92; GN Docket No. 09-51; WC Docket Nos. 03-109, 05-337, 07-135 and 10-90; and WT Docket No. 10-208, adopted October 27, 2011 and released November 18, 2011 (FCC 11-161). In the absence of an interconnection agreement between the Telephone Company and the customer specifying the treatment of Toll VoIP-PSTN Traffic, the Telephone Company will bill the customer the applicable switched access rates and charges specified in Section 17.2 and 18.2, following, on all jurisdictionally interstate voice traffic identified as Toll VoIP-PSTN Traffic.

(T) (x)

(T) (x)

(x) – Transmittal No. 36 filed under Special Permission No. 11-022

ACCESS SERVICE

6. Switched Access Service (Cont'd)

6.1 General (Cont'd)

6.1.1 Description and Provision of Switched Access Service Arrangements

(A) Description

Switched Access Service is provided in three different Feature Group arrangements which are service categories of standard and optional features. These are differentiated by their technical characteristics, e.g., line side vs. trunk side connection at the Telephone Company first point of switching. They are also differentiated by optional feature availability and the manner in which the end user accesses them in originating calling, e.g., with or without access codes of various lengths and digits.

The provision of each Feature Group requires Local Transport facilities, including an Entrance Facility where required, and the appropriate End Office functions. In addition, Special Access Service may, at the option of the customer, be connected with Feature Groups A, B, C, or D at Telephone Company designated WATS Serving Offices.

There are three specific transmission specifications (i.e., Types A, B and C) that have been identified for the provision of Feature Groups. The technical specifications for the Entrance Facility and Direct-Trunked Transport are the same as those set forth in Section 7. following for Voice Grade and High Capacity services. The specifications provided are dependent on the Interface Group and the routing of the service, i.e., whether the service is routed directly to the end office or via an access tandem. The parameters for the transmission specifications are set forth in 15.1.2 following.

Transmittal No. 1 – Filed under Special Permission No. 04-026

ACCESS SERVICE

6. Switched Access Service (Cont'd)

6.1 General (Cont'd)

6.1.1 Description and Provision of Switched Access Service Arrangements (Cont'd)

(A) Description (Cont'd)

Feature Groups are arranged for either originating, terminating or two-way calling, based on the customer end office switching capacity ordered. Originating calling permits the delivery of calls from Telephone Exchange Service locations to the customer designated premises. Terminating calling permits the delivery of calls from the customer designated premises to Telephone Exchange Service locations. Two-way calling permits the delivery of calls in both directions, but not simultaneously. The Telephone Company will determine the type of calling to be provided unless the customer requests that a different type of directional calling is to be provided. In such cases, the Telephone Company will work cooperatively with the customer to determine the directionality.

There are various optional features associated with Local Transport, Common Switching and Transport Termination available with the Feature Groups. In addition, the Interim NXX Translation optional feature is available with Feature Group C and Feature Group D.

Detailed descriptions of each of the available Feature Groups are set forth in 6.5 through 6.8 following. Each Feature Group is described in terms of its specific physical characteristics and calling capabilities, the optional features available for use with it and the standard testing capabilities.

The Common Switching and Transport Termination optional features, which are described in 6.9 following, unless specifically stated otherwise, are available at all Telephone Company end office switches.

Transmittal No. 1 – Filed under Special Permission No. 04-026

ACCESS SERVICE

6. Switched Access Service (Cont'd)

6.1 General (Cont'd)

6.1.1 Description and Provision of Switched Access Service Arrangements (Cont'd)

(B) Manner of Provision

Switched Access is furnished in either quantities of lines or trunks, or in busy hour minutes of capacity (BHMCs). FGA Access and FGB Access are furnished on a per-line or per-trunk basis respectively. FGC Access and FGD Access is furnished on a BHMC and on a per trunk basis as set forth in 5.2 preceding.

BHMCs are differentiated by type and directionality of traffic carried over a Switched Access Service arrangement. Differentiation of traffic among BHMC types is necessary for the Telephone Company to properly design Switched Access Service to meet the traffic carrying capacity requirement of the customer.

There are two major BHMC categories identified as: Originating and Terminating. Originating BHMCs represent access capacity within a LATA for carrying traffic from the end user to the customer. Terminating BHMCs represent access capacity within a LATA for carrying traffic from the customer to the end user. When ordering capacity for FGC Access or FGD Access, the customer must at a minimum specify such access capacity in terms of Originating BHMCs and/or Terminating BHMCs.

Transmittal No. 1 – Filed under Special Permission No. 04-026

ACCESS SERVICE

6. Switched Access Service (Cont'd)

6.1 General (Cont'd)

6.1.1 Description and Provision of Switched Access Service Arrangements (Cont'd)

(B) Manner of Provision (Cont'd)

Because some customers will wish to further segregate their originating traffic into separate trunk groups, or because segregation may be required by network considerations originating BHMCs are further categorized into Domestic, 800, 900, Operator and IDDD. Domestic BHMCs represent access capacity for carrying only domestic traffic other than 800, 900 and Operator traffic; IDDD BHMCs represent access capacity for carrying only international traffic; and, 800, 900 and Operator BHMCs represent access capacity for carrying, respectively, only 800, 900 or Operator traffic. When ordering such types of access capacity, the customer must specify Domestic, 800, 900, Operator or IDDD BHMCs.

6.1.2 Ordering Options and Conditions

Switched Access Service is ordered under the Access Order provisions set forth in 5.2 preceding. Also, included in that section are regulations concerning miscellaneous service order charges which may be associated with Switched Access Service ordering (e.g., Service Date Changes, Cancellations, etc.).

6.1.3 Rate Categories

There are four rate categories which apply to Switched Access Service:

- Local Transport (described in 6.1.3(A) following)
- End Office (described in 6.1.3(B) following)
- Chargeable Optional Features (described in 6.1.3(C) following)
- Common Line (described in Section 3. preceding)

Transmittal No. 1 – Filed under Special Permission No. 04-026

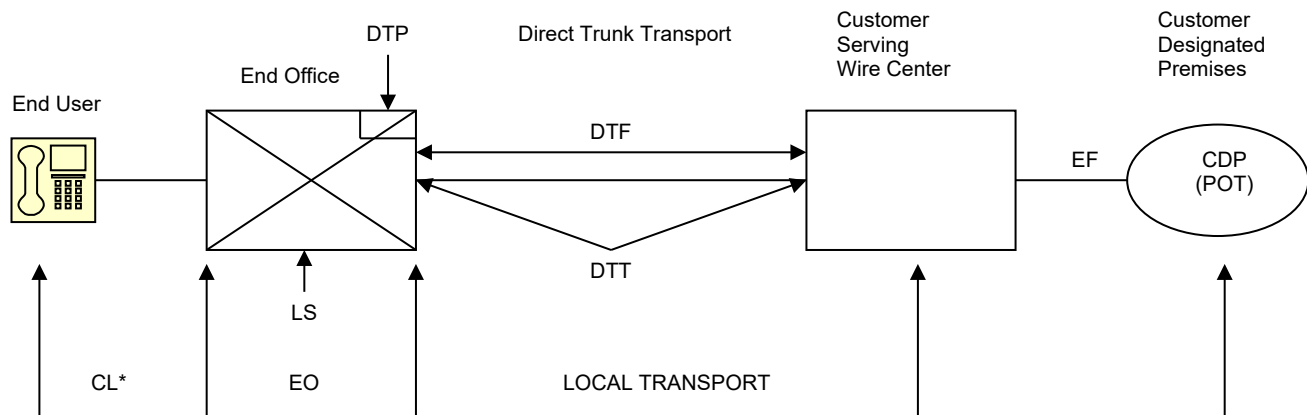
ACCESS SERVICE

6. Switched Access Service (Cont'd)

6.1 General (Cont'd)

6.1.3 Rate Categories (Cont'd)

The following diagram depicts a generic view of the components of Switched Access Service and the manner in which the components are combined to provide a complete Access Service.

DEDICATED TRUNK SIDE SERVICES

CL – Common Line
EO – End Office

Direct Trunk Transport
- Direct Trunked Termination (DTT)
- Direct Trunked Facility (DTF)
Dedicated Trunk Port (DTP)
Local Switching (LS)
Entrance Facility (EF)

*Common Line Access Service is provided under Section 3 preceding

Transmittal No. 21

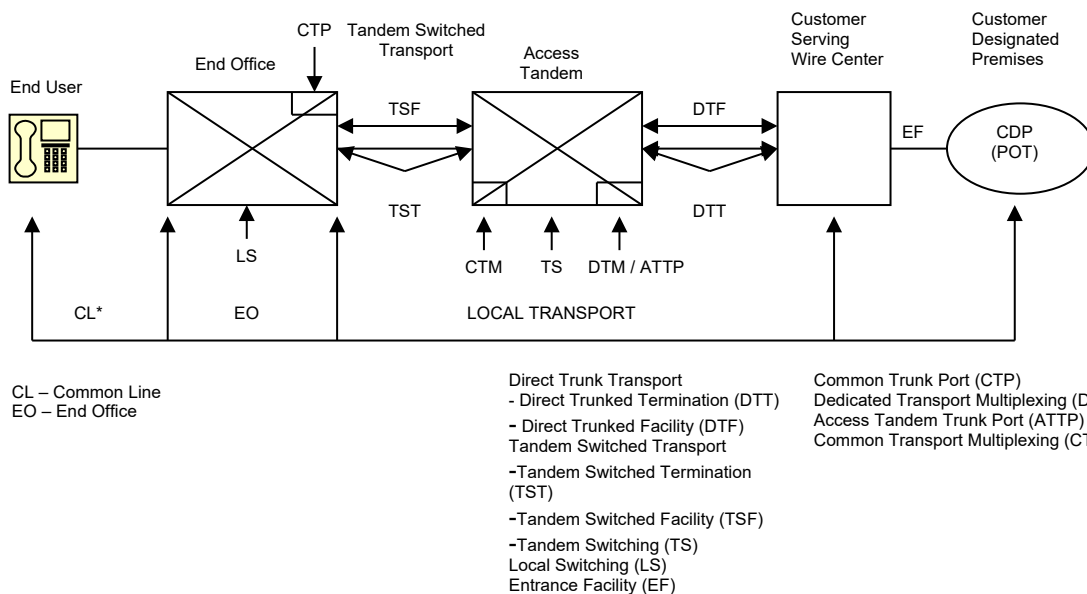
ACCESS SERVICE

6. Switched Access Service (Cont'd)

6.1 General (Cont'd)

6.1.3 Rate Categories (Cont'd)

TANDEM SWITCHED TRUNK SIDE SERVICES



*Common Line Access Service is provided under Section 3 preceding

Transmittal No. 21

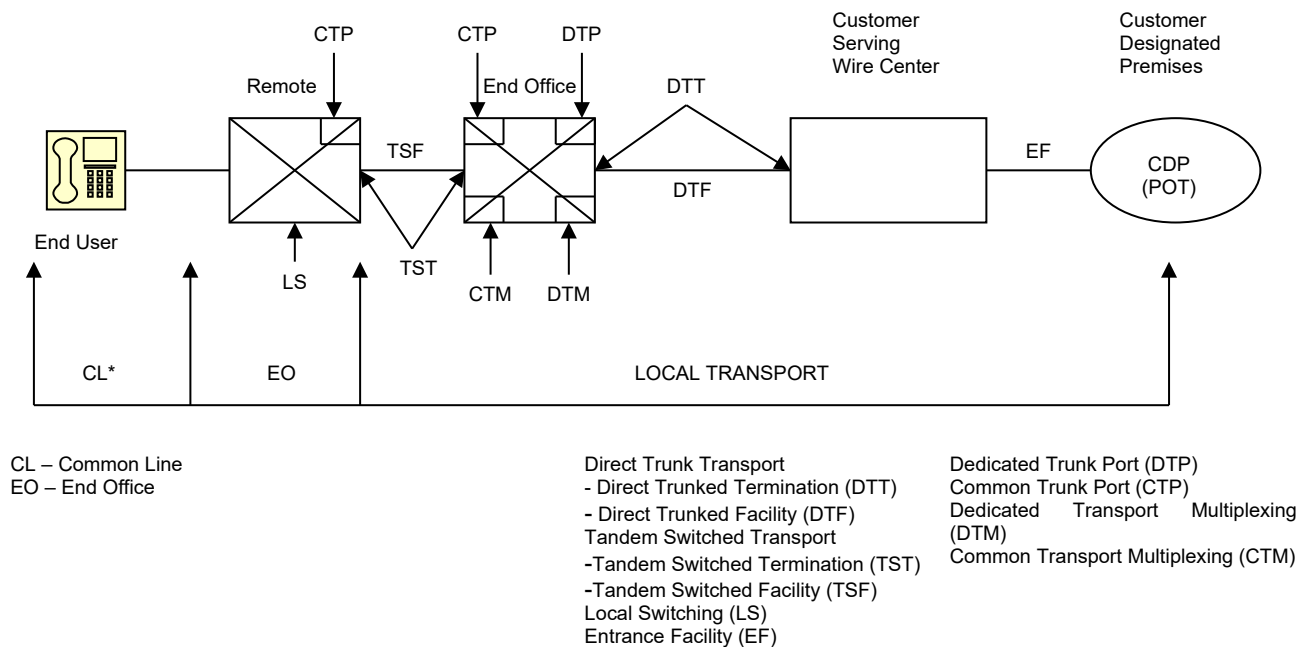
ACCESS SERVICE

6. Switched Access Service (Cont'd)

6.1 General (Cont'd)

6.1.3 Rate Categories (Cont'd)

DIRECT TRUNKED HOST-REMOTE ARRANGEMENTS



(N)

(N)

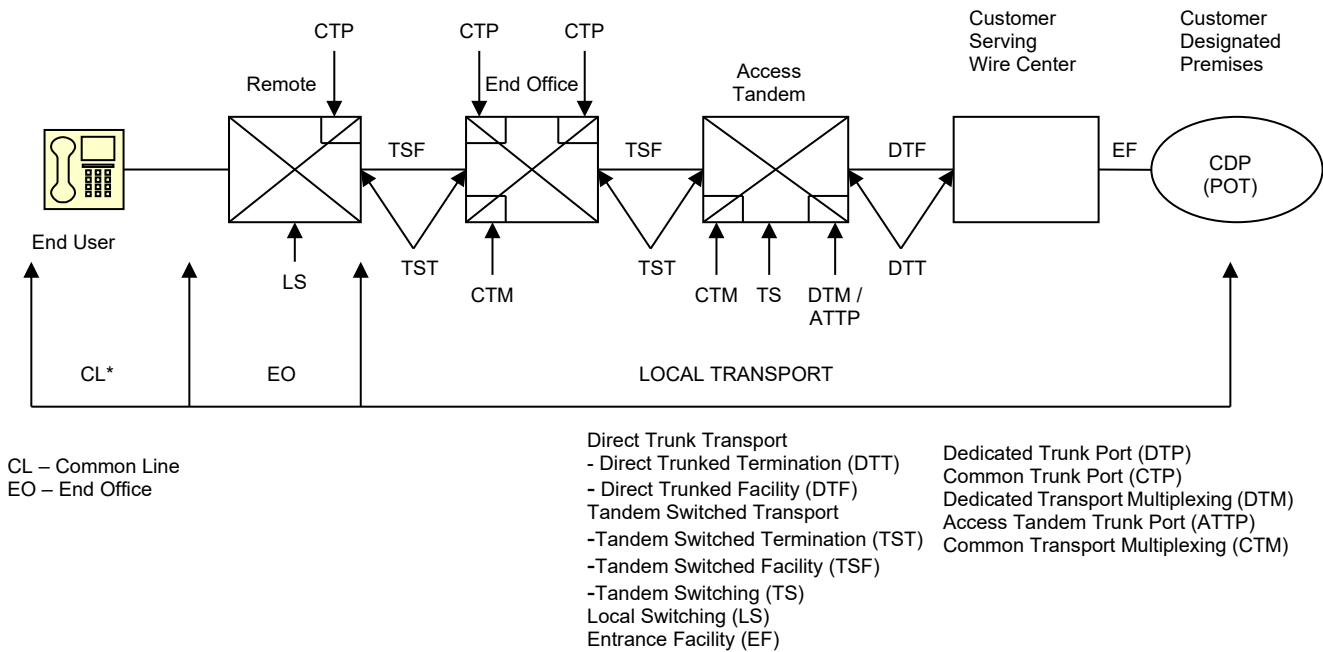
*Common Line Access Service is provided under Section 3 preceding

Transmittal No. 21

ACCESS SERVICE

- 6. Switched Access Service (Cont'd)
- 6.1 General (Cont'd)
- 6.1.3 Rate Categories (Cont'd)

**TANDEM SWITCHED HOST-REMOTE
ARRANGEMENTS**



*Common Line Access Service is provided under Section 3 preceding

ACCESS SERVICE

6. Switched Access Service (Cont'd)

6.1 General (Cont'd)

6.1.3 Rate Categories (Cont'd)

(A) Local Transport

The Local Transport rate category establishes the charges related to the transmission and tandem switching facilities between the customer designated premises and the end office switch(es) which may be a Remote Switching Module(s) where the customer's traffic is switched to originate or terminate the customer's communications. Mileage measurement rules are set forth in 6.4.6 following and in this section.

Local Transport is a two-way voice frequency transmission path composed of facilities determined by the Telephone Company. The two-way voice frequency transmission path permits the transport of calls in the originating direction (from the end user end office switch to the customer designated premises) and in the terminating direction (from the customer designated premises to the end office switch), but not simultaneously. The voice frequency transmission path may be comprised of any form or configuration of plant capable of and typically used in the telecommunications industry for the transmission of voice and associated telephone signals within the frequency bandwidth of approximately 300 to 3000 Hz. The customer may specify the choice of facilities (e.g., Voice Grade 2-wire or 4-wire or High Capacity DS1) to be used in the provision of Direct-Trunked Transport or Entrance Facility.

Transmittal No. 1 – Filed under Special Permission No. 04-026

ACCESS SERVICE

6. Switched Access Service (Cont'd)

6.1 General (Cont'd)

6.1.3 Rate Categories (Cont'd)

(A) Local Transport (Cont'd)

The Customer must specify when ordering (1) whether the service is to be directly routed to an end office switch or through an access tandem switch, (2) the type of Direct-Trunked Transport and whether it will overflow to Tandem Switched Transport when service is directly routed to an end office, (3) the type of Entrance Facility, (4) the directionality of the service, and (5) when multiplexing is required, the hub(s) at which the multiplexing will be provided.

When the customer has both Tandem Switched Transport and Direct-Trunked Transport at the same end office, the customer will be provided Alternate Traffic routing as set forth in 6.4.6 following.

Direct-Trunked Transport is available at all end offices and tandems except those identified in NATIONAL EXCHANGE CARRIER ASSOCIATION, INC. TARIFF F.C.C. NO. 4 as not having the capability to provide Direct-Trunked Transport. Those offices are end offices that lack recording or measurement capability.

Normally, Direct-Trunked Transport of originating 800 calls from an end office is available only from Service Switching Point (SSP) equipped end offices. However, certain non-SSP equipped end offices can accommodate direct-trunking of originating 800 calls. These end offices are also identified in NATIONAL EXCHANGE CARRIER ASSOCIATION, INC., TARIFF F.C.C. No. 4.

Transmittal No. 1 – Filed under Special Permission No. 04-026

ACCESS SERVICE

6. Switched Access Service (Cont'd)

6.1 General (Cont'd)

6.1.3 Rate Categories (Cont'd)

(A) Local Transport (Cont'd)

Local Transport is provided at the rates and charges set forth in 17.2.2 and 18.2.2 following. The application of these rates with respect to individual Feature Groups is as set forth in 6.4.1(C) following. When more than one Telephone Company is involved in providing the Switched Access Service, the Local Transport rates are applied as set forth in 2.4.7 preceding.

When the Customer has ordered Feature Group C or Feature Group D with the SS7 ordering option as set forth in 6.1.3(A)(8) following, the Telephone Company will provide SS7 in accordance with the technical specifications as set forth in Technical Reference TR-TSV-000905.

Transmittal No. 1 – Filed under Special Permission No. 04-026

ACCESS SERVICE

6. Switched Access Service (Cont'd)

6.1 General (Cont'd)

6.1.3 Rate Categories (Cont'd)

(A) Local Transport (Cont'd)

The Local Transport Rate Category includes five classes of rate elements: (1) Entrance Facility, (2) Direct-Trunked Transport, (3) Tandem Switched Transport (4) Residual Interconnection Charge, and (5) Multiplexing.

(1) Entrance Facility

The Entrance Facility recovers a portion of the costs associated with the communications path between a customer designated premises and the serving wire center of that premises. Included as part of the Entrance Facility is a standard channel interface arrangement which defines the technical characteristics associated with the type of facilities to which the access service is to be connected at the customer designated premises and the type of signaling capability, if any.

Three types of Entrance Facility are available: (1) Voice Grade 2 or 4-wire (an analog channel with an approximate bandwidth of 300 to 3000 Hz), and (2) High Capacity DS1 (an isochronous serial digital channel with a rate of 1.544 Mbps), and (3) High Capacity DS3 (an isochronous serial digital channel with a rate of 44.736 Mbps). The minimum period for which a DS3 Entrance Facility is provided is twelve months

One charge applies for each Entrance Facility that is terminated at a customer designated premises. This charge specified in 17.2.2 and 18.2.2 following will apply even if the customer designated premises and the serving wire center are collocated in a Telephone Company building.

At customer request, their Local Transport may be connected to the Entrance Facility of another customer, providing the other customer submits a Letter of Authorization for this connection and assumes full responsibility for the cost of the Entrance Facility.

Transmittal No. 1 – Filed under Special Permission No. 04-026

ACCESS SERVICE

6. Switched Access Service (Cont'd)

6.1 General (Cont'd)

6.1.3 Rate Categories (Cont'd)

(A) Local Transport (Cont'd)

(2) Direct-Trunked Transport

The Direct-Trunked Transport rate elements recover a portion of the cost associated with the communications path between the serving wire center and the end office or serving wire center and a tandem on circuits dedicated to the use of a single customer, without switching at a tandem. Direct-Trunked Transport is available to all tandems and end offices except those identified in NATIONAL EXCHANGE CARRIER ASSOCIATION, INC. TARIFF F.C.C. NO. 4, WIRE CENTER INFORMATION as not having the capability to provide Direct-Trunked Transport. Those offices are end offices that lack recording or measurement capability.

Normally, Direct-Trunked Transport of originating 800 calls from an end office is available only from Service Switching Point (SSP) equipped end offices. However, certain non-SSP equipped end offices can accommodate direct-trunking of originating 800 calls. These end offices are also identified in NATIONAL EXCHANGE CARRIER ASSOCIATION, INC., TARIFF F.C.C. No. 4.

Three types of Direct-Trunked Transport are available: (1) Voice Grade (an analog channel with an approximate bandwidth of 300 to 3000 Hz) and (2) High Capacity DS1 (an isochronous serial digital channel with a rate of 1.544 Mbps), and (3) High Capacity DS3 (an isochronous serial digital channel with a rate of 44.736 Mbps). The minimum period for which a High Capacity DS3 Direct Trunked Transport is provided is twelve months.

DS1 Direct-Trunked Transport cannot be terminated at end offices that are not identified as hub offices that provide DS1 to Voice Grade multiplexing or are not electronic end offices. Offices that provide multiplexing are identified in NATIONAL EXCHANGE CARRIER ASSOCIATION, INC. TARIFF F.C.C. NO. 4, WIRE CENTER INFORMATION.

Transmittal No. 1 – Filed under Special Permission No. 04-026

ACCESS SERVICE

6. Switched Access Service (Cont'd)

6.1 General (Cont'd)

6.1.3 Rate Categories (Cont'd)

(A) Local Transport (Cont'd)

(2) Direct-Trunked Transport (Cont'd)

Direct-Trunked Transport rates specified in 17.2.2 and 18.2.2 following consist of a Direct-Trunked Facility rate which is applied on a per mile basis and a Direct-Trunked Termination rate which is applied at each end of the measured segment of the direct-Trunked Facility (e.g., at the end office, hub, tandem and serving wire center). When the Direct-Trunked Facility mileage is zero, neither the Direct-Trunked Facility rate nor the Direct-Trunked Termination rate will apply.

The Direct-Trunked Facility rate specified in 17.2.2 and 18.2.2 following recovers a portion of the cost of the transmission facilities, including intermediate transmission circuit equipment, between the end points of the interoffice circuits. The Direct-Trunked Termination rate specified in 17.2.2 and 18.2.2 following recovers a portion of the costs of the circuit equipment that is necessary for the termination of each end of the Direct-Trunked Facility.

(3) Tandem Switched Transport

The Tandem Switched Transport rate elements recover a portion of the costs associated with the communications path between the tandem and the end office on circuits that are switched at a tandem switch, or between a host and a remote switch. For examples of Tandem Switched Transport, see Section 2.4.7 preceding. (N)
(N)

Tandem Switched Transport rates consists of a Tandem Switching rate, a Tandem Switched Facility rate, and a Tandem Switched Termination rate, Dedicated Trunk Port Rates and common/Shared Multiplexing. (N)

Transmittal No. 71

ACCESS SERVICE

6. Switched Access Service (Cont'd)

6.1 General (Cont'd)

6.1.3 Rate Categories (Cont'd)

(A) Local Transport (Cont'd)

(3) Tandem Switched Transport (Cont'd)

The Tandem Switching rate recovers a portion of the costs of switching traffic through an access tandem. The Tandem Switching rate specified in 17.2.2 and 18.2.2 following is applied on a per access minute per tandem basis for all originating and all terminating minutes of use switched at the tandem. Tandem locations are identified in NATIONAL EXCHANGE CARRIER ASSOCIATION, INC. TARIFF F.C.C. NO. 4, WIRE CENTER INFORMATION.

The Tandem Switched Facility rate recovers a portion of the costs of the transmission facilities, including intermediate transmission circuit equipment, between the end points of the interoffice circuits. The Tandem Switched Facility rate specified in 17.2.2 and 18.2.2 following is applied on a per access minute per mile basis for all originating and terminating minutes of use routed over the facility.

The Tandem Switched Termination rate recovers a portion of the costs of the circuit equipment that is necessary for the termination of each end of the Tandem Switched Facility. The Tandem Switched Termination rate specified in 17.2.2 and 18.2.2 following is applied on a per access minute basis (for all originating and terminating minutes of use routed over the facility) at each end of each segment of a Tandem Switched Facility (e.g., at the end office, Feature Group A dial tone office, host office, and the access tandem). When the Tandem Switched Facility mileage is zero, neither the Tandem Switched Facility rate nor the Tandem Switched Termination rate will apply.

The Tandem-Switched multiplexing charge recovers the cost of multiplexing equipment on the end office side of the tandem switch and the trunk side of the end office. The Tandem-Switched Multiplexing charge specified in 17.2.2 following is a per-minute charge assessed to the customer purchasing common transport on the end office-to-tandem link.

Charges for Tandem Direct Trunk Ports, located on the serving wire center side of the Access Tandem, recover costs to terminate direct Trunks. Tandem Direct Trunk Ports are a flat-rate monthly charge as specified in 17.2.2 following assessed to the customer purchasing the dedicated trunk terminated at that port.

(N)

(N)

Transmittal No. 21

ACCESS SERVICE

6. Switched Access Service (Cont'd)

6.1 General (Cont'd)

6.1.3 Rate Categories (Cont'd)

(A) Local Transport (Cont'd)

(4) Reserved for Future Use

(5) Multiplexing

DS1 to Voice Grade Multiplexing charges apply when a High Capacity DS1 Entrance Facility or Direct-Trunked Facility is connected with Voice Grade Direct-Trunked Transport. However, a DS1 to Voice Grade Multiplexing charge does not apply when a High Capacity DS1 Direct-Trunked Entrance Facility or High Capacity DS1 Direct-Trunked Transport is terminated at an electronic end office and only Switched Access Service is provided over the DS1 facility (i.e., Voice Grade Special Access Non-Competitive End User Channel Terminations (EUCTs) are not derived). The DS1 to Voice multiplexer will convert a 1.544 Mbps channel to 24 Voice Grade channels.

(c)
(c)

Transmittal No. 77

ACCESS SERVICE

6. Switched Access Service (Cont'd)

6.1 General (Cont'd)

6.1.3 Rate Categories (Cont'd)

(A) Local Transport (Cont'd)

(5) Multiplexing (Cont'd)

Multiplexing is only available at wire centers identified in NATIONAL EXCHANGE CARRIER ASSOCIATION, INC. TARIFF F.C.C. NO. 4, WIRE CENTER INFORMATION.

(6) 800 (Toll Free SAC) Data Base Query

800 (Toll Free SAC) Data Base Basic Query rate and 800 Data Base Enhanced Query rate, as defined in 2.6 preceding, are assessed to a customer on a per query basis. 800 Data Base Query rates are as set forth in 17.2.2(H) and 18.2.2(C) following. The application of these rates is as set forth in 6.4.1(A) and 6.4.1(C)(7) following.

(7) Interface Groups

Three Interface Groups are provided for terminating the Local Transport at the customer's designated premises. Technical specifications concerning the available interface groups are set forth in 15.1 following.

Transmittal No. 1 – Filed under Special Permission No. 04-026

ACCESS SERVICE

6. Switched Access Service (Cont'd)

6.1 General (Cont'd)

6.1.3 Rate Categories (Cont'd)

(A) Local Transport (Cont'd)

(8) Nonchargeable Optional Features

- (a) Where transmission facilities permit, the individual transmission path between the customer's designated premises and the first point of switching may at the option of the customer be provided with the following optional features as set forth and described in 15.1.1(E) following.

- Supervisory Signaling
- Customer Specified Entry Switch Receive Level
- Customer Specification of Local Transport Termination

(b) Signaling System 7 (SS7)

This ordering option allows the customer to receive out-of-band signaling for call set up and is available with Feature Group C and Feature Group D Switched Access Service. This option requires the establishment of a signaling connection between the Customers Signaling Point of Interface (SPOI) and an SS7 Signal Transfer Point (STP).

SS7 is provided in both the terminating and originating direction. Each signaling connection is provisioned for two-way transmission of SS7 signaling information.

Transmittal No. 1 – Filed under Special Permission No. 04-026

ACCESS SERVICE

6. Switched Access Service (Cont'd)

6.1 General (Cont'd)

6.1.3 Rate Categories (Cont'd)

(B) End Office

The End Office rate category establishes the charges related to the local end office switching and end user termination functions necessary to complete the transmission of Switched Access communications to and from the end users served by the local end office. The End Office rate category includes the Local Switching and Information Surcharge rate elements.

(1) Local Switching

The Local Switching rate element establishes the charges related to the use of end office switching equipment, the terminations in the end office of end user lines, and the terminations of calls at Telephone Company Intercept Operators or recordings.

Transmittal No. 1 – Filed under Special Permission No. 04-026

ACCESS SERVICE

6. Switched Access Service (Cont'd)

6.1 General (Cont'd)

6.1.3 Rate Categories (Cont'd)

(B) End Office (Cont'd)

(1) Local Switching (Cont'd)

Where end offices are appropriately equipped, international dialing may be provided as a capability associated with Local Switching which provides local dial switching for Feature Groups C and D. International dialing provides the capability of switching international calls with service prefix and address codes having more digits than are capable of being switched through a standard FGC or FGD equipped end office.

Rates for Local Switching are set forth in 17.2.3(A) and 18.2.3(A) following. The application of these rates with respect to individual Feature Groups is as set forth in 6.4.1(C) following.

There are four types of functions included in the Local Switching rate element: Common Switching, Transport Termination, Line Termination and Intercept. These are described in (a) through (d) following.

Transmittal No. 1 – Filed under Special Permission No. 04-026

ACCESS SERVICE

6. Switched Access Serving (Cont'd)

6.1 General (Cont'd)

6.1.3 Rate Categories (Cont'd)

(B) End Office (Cont'd)

(1) Local Switching (Cont'd)

(a) Common Switching

Common Switching provides the local end office switching functions associated with the various access (i.e., Feature Group) switching arrangements. The Common Switching arrangements provided for the various Feature Group arrangements are described in 6.5 through 6.7 following.

Included as part of Common Switching are various nonchargeable optional features which the customer can order to meet the customer's specific communications requirements. These optional features are described in 6.8.1 following.

(b) Transport Termination

Transport Termination functions provide for the line or trunk side arrangements which terminate the Local Transport facilities. Included as part of these functions are various nonchargeable optional termination arrangements. These optional terminating arrangements are described in 6.8.2 following.

The number of Transport Terminations provided will be determined by the Telephone Company as set forth in 6.2.5 following.

Transmittal No. 1 – Filed under Special Permission No. 04-026

ACCESS SERVICE

6. Switched Access Service (Cont'd)

6.1 General (Cont'd)

6.1.3 Rate Categories (Cont'd)

(B) End Office (Cont'd)

(1) Local Switching (Cont'd)

(c) Line Termination

Line Termination provides for the terminations of end user lines in the local end office. There are two types of Line Terminations, i.e., Common Line Terminations and Special Access Non-Competitive End User Channel Terminations (EUCTs) utilized in the provision of WATS or WATS-type services at Telephone Company designated WATS Serving Offices.

(C)
(C)

The above Special Access Non-Competitive EUCTs are differentiated by line side vs. trunk side terminations. In addition, there are various types of originating and terminating line side terminations depending on the type of signaling associated with the Special Access Non-Competitive EUCT. Line side terminations are available with either dial pulse or dual tone multifrequency address signaling.

(C)
(C)

Transmittal No. 77

ACCESS SERVICE

6. Switched Access Service (Cont'd)

6.1 General (Cont'd)

6.1.3 Rate Categories (Cont'd)

(B) End Office (Cont'd)

(1) Local Switching (Cont'd)

(d) Intercept

The Intercept function provides for the termination of a call at a Telephone Company Intercept operator or recording. The operator or recording tells a caller why a call, as dialed, could not be completed, and if possible, provides the correct number.

(2) Information Surcharge

Information Surcharge rates are assessed to a customer based on the total number of access minutes. Information Surcharge rates are as set forth in 17.2.3(B) and 18.2.3(B) following. The application of these rates with respect to individual Feature Groups is as set forth in 6.4.1(C) following.

The number of end office switching transmission paths will be determined as set forth in 6.2.5 following.

(3) End Office Direct Trunk Port

Charges for End Office Direct Trunk Ports, located on the trunk side of the end office, recovers costs to terminate direct trunks. End Office Direct Trunk Ports are a flat-rate monthly charge as specified in 17.2.3 following assessed to the customer purchasing the dedicated trunk terminated at the port.

(4) End Office Common Trunk Port

Charges for DS-1 End Office Common Trunk Ports, located on the trunk side of the end office, recover costs to terminate common trunks. End Office Common Trunk Ports are per minute-of-use charge as specified in 17.2.3 following assessed to the customer of common transport trunks terminating at these ports.

(N)

(N)

Transmittal No. 21

ACCESS SERVICE

6. Switched Access Service (Cont'd)

6.1 General (Cont'd)

6.1.3 Rate Categories (Cont'd)

(C) Chargeable Optional Features

Where facilities permit, the Telephone Company will, at the option of the customer, provide the following chargeable optional features.

(1) Interim NXX Translation

The Interim NXX Translation rate element provides for customer identification when calls are directed by end users in the 1+SAC+NXX-XXXX (e.g., 1-800-NXX-XXXX) format. The NXX codes are assigned to specific customers in conformance with the North American Numbering Plan (NANP). NXX code assignment(s) will be made by the Bellcore NANP Coordinator. The Telephone Company will use the NXX code to identify the customer to whose point of termination the traffic is to be delivered, (i.e., at appropriately equipped electronic end offices, access tandems or through contracted arrangements with other parties.) It is then the responsibility of the customer to do any further translation the customer deems necessary to route the call. Customer assigned NXX codes which have not been ordered will be blocked.

Transmittal No. 1 – Filed under Special Permission No. 04-026

ACCESS SERVICE

6. Switched Access Service (Cont'd)

6.1 General (Cont'd)

6.1.3 Rate Categories (Cont'd)

(C) Chargeable Optional Features (Cont'd)

(1) Interim NXX Translation (Cont'd)

A nonrecurring charge, as set forth in 17.2.1 and 18.2.1 following, is associated with this optional feature. This nonrecurring charge is assessed by the Telephone Company on a per order, per LATA basis and is applied in lieu of the Access Order Charge specified in 17.4.1(A) and 18.4.1(A) following. The nonrecurring charge is assessed only by the Telephone Company that provides the final translation function. A Telephone Company is said to have provided the final Interim NXX Translation when its translation identifies the customer's traffic and this traffic is then delivered to the customer's point of termination without any further translation. The description and application of this charge with respect to Feature Group C and Feature Group D is as set forth in 6.4.1(B)(2) and 6.4.1(C) following.

(2) Operator Transfer Service

Operator Services location. Operator Transfer Service is an originating service. The rate is assessed per 0- call transferred to a customer's operator. An 0- call is considered transferred when the Telephone Company Operator activates the switch transferring the call to the designated customer and the customer acknowledges receipt.

Transmittal No. 1 – Filed under Special Permission No. 04-026

ACCESS SERVICE

6. Switched Access Service (Cont'd)

6.1 General (Cont'd)

6.1.3 Rate Categories (Cont'd)

(C) Chargeable Optional Features (Cont'd)

(2) Operator Transfer Service (Cont'd)

In addition to the Operator Transfer Service charge described above and in 6.9.3 following, Feature Group C or Feature Group D Switched Access rates and charges as set forth in 6.4.1(B)(1) and 6.4.1(C) following and Carrier Common Line Charges set forth in 3.2 preceding will apply per minute of use for Operator Transfer Service.

Operator Transfer Service charges, provided for in this tariff, are applied only to those calls actually transferred by the Telephone Company to the customer's operator.

(3) Flexible Automatic Number Identification (Flex ANI)

The Flex ANI rate element provides for the addition of the Flex ANI feature to Feature Group D (FGD) trunk groups. Flex ANI is a Common Switching Optional feature that enhances the existing Automatic Number identification (ANI) optional feature (described in 6.9.1 (F) following) by allowing FGD customers to receive additional information digits. Flex ANI provides additional values for these information digits over and above the values currently available with ANI and will be used to identify additional call types, e.g., calls from WATS lines and private virtual networks. Flex ANI is offered as a requirement for providing Originating Line Screening (OLS). OLS is described in 13.3.5 following.

Transmittal No. 1 – Filed under Special Permission No. 04-026

ACCESS SERVICE

6. Switched Access Service (Cont'd)

6.1 General (Cont'd)

6.1.3 Rate Categories (Cont'd)

(C) Chargeable Optional Features (Cont'd)

(3) Flexible Automatic Number Identification (Flex ANI) (Cont'd)

Flex ANI is available to customers with FGD Switched Access Service equipped with Automatic Number Identification (ANI). Flex ANI is available in suitably equipped end offices.

A non-recurring charge, as set forth in 17.2.1(E) or a recurring charge as set forth in 18.4.4(O), following, is associated with this optional feature. The nonrecurring charge is assessed by the Telephone Company on a per end office, per Carrier Identification Code (CIC) basis and is applied in conjunction with the Access Order charge specified in 17.4.1 (A) and 18.4.1(A), following. The application of this charge with respect to FGD is set forth in 6.4.1 (b) and a description of this feature is set forth in 6.9.3

6.1.4 Special Facilities Routing

Any customer may request that the facilities used to provide Switched Access Service be specially routed. The regulations for Special Facilities Routing (i.e., Avoidance, Diversity, and Cable-only) are set forth in Section 11. following.

6.1.5 Design Layout Report

At the request of the customer, the Telephone Company will provide to the customer the makeup of the facilities and services provided from the customer's premises to the first point of switching. This information will be provided in the form of a Design Layout Report. The Design Layout Report will be provided to the customer at no charge, and will be reissued or updated whenever these facilities are materially changed.

Transmittal No. 1 – Filed under Special Permission No. 04-026

ACCESS SERVICE

6. Switched Access Service (Cont'd)

6.2 Undertaking of the Telephone Company

In addition to the obligations of the Telephone Company set forth in Section 2. preceding, the Telephone Company has certain other obligations concerning only the provision of Switched Access Service. These obligations are as follows:

6.2.1 Network Management

The Telephone Company will administer its network to insure the provision of acceptable service levels to all telecommunications users of the Telephone Company's network services. Generally, service levels are considered acceptable only when both end users and customers are able to establish connections with little or no delay encountered within the Telephone Company network. The Telephone Company maintains the right to apply protective controls, i.e., those actions, which selectively cancel the completion of traffic, over any traffic carried over its network, including that associated with a customer's Switched Access Service. Generally, such protective measures would only be taken as a result of occurrences such as failure or overload of Telephone Company or customer facilities, natural disasters, mass calling or national security demands. In the event that the protective controls applied by the Telephone Company result in the complete loss of service by the customer, the customer will be granted a Credit Allowance for Service Interruption as set forth in 2.4.4(B)(3) preceding.

Transmittal No. 1 – Filed under Special Permission No. 04-026

ACCESS SERVICE

- 6. Switched Access Service (Cont'd)
 - 6.2 Undertaking of the Telephone Company (Cont'd)
 - 6.2.2 Transmission Specifications

Each Switched Access Service transmission path is provided with standard transmission specifications. There are three different standard specifications (Types A, B and C). The standard for a particular transmission path is dependent on the Feature Group, the Interface Group and whether the service is directly routed or via an access tandem. The available transmission specifications are set forth in 15.1.2 following. Data Transmission Parameters are also provided with each Switched Access Service transmission path. The Telephone Company will, upon notification by the customer that the data parameters set forth in 15.1.3 following are not being met, conduct tests independently or in cooperation with the customer, and take any necessary action to insure that the data parameters are met.

The Telephone Company will maintain existing transmission specifications on functioning service configurations installed prior to May 25, 1984, except that service configurations having performance specifications exceeding the standards set forth in 15.1.2 following will be maintained at the performance levels specified.

The transmission specifications concerning Switched Access Service are limits which, when exceeded, may require the immediate corrective action of the Telephone Company. The transmission specifications are set forth in 15.1.2 following. Acceptance limits are set forth in Technical Reference TR-NPL-000334. This Technical Reference also provides the basis for determining Switched Access Service maintenance limits.

Transmittal No. 1 – Filed under Special Permission No. 04-026

ACCESS SERVICE

6. Switched Access Service (Cont'd)

6.2 Undertaking of the Telephone Company (Cont'd)

6.2.3 Provision of Service Performance Data

Subject to availability, end-to-end service performance data available to the Telephone Company through its own service evaluation routines, may also be made available to the customer based on previously arranged intervals and format. These data provide information on overall end-to-end call completion and non-completion performance, e.g., customer equipment blockage, failure results and transmission performance. These data do not include service performance data which are provided under other tariff sections, e.g., testing service results. If data are to be provided in other than paper format, the charges for such exchange will be determined on an individual case basis.

6.2.4 Testing

(A) Acceptance Testing

At no additional charge, the Telephone Company will, at the customer's request, cooperatively test at the time of installation, the following parameters: loss, C-notched noise, C-message noise, 3-tone slope, d.c. continuity and operational signaling. When the Local Transport is provided with Interface Groups 2 and 6 and the Transport Termination is two-wire (i.e., there is a four-wire to two-wire conversion in Local Transport), balance parameters (equal level echo path loss) may also be tested.

Transmittal No. 1 – Filed under Special Permission No. 04-026

ACCESS SERVICE

6. Switched Access Service (Cont'd)

6.2 Undertaking of the Telephone Company (Cont'd)

6.2.4 Testing (Cont'd)

(B) Routine Testing

At no additional charge, the Telephone Company will, at the customer's request, test after installation on an automatic or manual basis, 1004 Hz loss, C-message noise and Balance (Return loss). In the case of automatic testing, the customer shall provide remote office test lines and 105 test lines with associated responders or their functional equivalent.

The frequency of these tests will be that which is mutually agreed upon by the customer and the Telephone Company, but shall consist of not less than quarterly 1004 Hz Loss and C-message noise tests and an annual balance test. Trunk test failures requiring customer participation for trouble resolution will be provided to the customer on an as-occurs basis.

Additional tests may be ordered as set forth in 13.3.1 following. Charges for these additional tests are set forth in 17.4.4 and 18.4.4 following.

Transmittal No. 1 – Filed under Special Permission No. 04-026

ACCESS SERVICE

6. Switched Access Service (Cont'd)

6.2 Undertaking of the Telephone Company (Cont'd)

6.2.5 Determination of Number of Transmission Paths

For Feature Groups A and B, which are ordered on a per line or per trunk basis respectively, and Feature Group D when ordered on a per trunk basis, the customer specifies type of transport facility and the number of channels in the order for service.

For Tandem Switched Transport, the Telephone Company will determine the number of Switched Access Service transmission paths to be provided for the Switched Access Feature Group C and D busy hour minutes of capacity ordered. The number of transmission paths will be developed using the total busy hour minutes of capacity by type (as described in 6.1.1(B) preceding) for the end offices for each Feature Group ordered from a customer's designated premises. The total busy hour minutes of capacity by type (e.g., originating, terminating, IDDD, Operator) for the end office will be converted to transmission paths using standard Telephone Company traffic engineering methods. The number of transmission paths provided shall be the number required based on (1) the use of access tandem switches and end office switches, (2) the use of the end office switches only, or (3) the use of the tandem switches only.

6.2.6 Trunk Group Measurement Reports

Subject to availability, the Telephone Company will make available trunk group data in the form of usage in CCS, peg count and overflow, to the customer based on previously agreed to intervals.

Transmittal No. 1 – Filed under Special Permission No. 04-026

ACCESS SERVICE

6. Switched Access Service (Cont'd)

6.3 Obligations of the Customer

In addition to the obligations of the customer set forth in Section 2. preceding, the customer has certain specific obligations pertaining to the use of Switched Access Service. These obligations are as follows:

6.3.1 Report Requirements

Customers are responsible for providing the following reports to the Telephone Company, when applicable.

(A) Jurisdictional Reports

When a customer orders Switched Access Service for both interstate and intrastate use, the customer is responsible for providing reports as set forth in 2.3.10 preceding. Charges will be apportioned in accordance with those reports. The method to be used for determining the interstate charges is set forth in 2.3.11 preceding.

(B) Code Screening Reports

When a customer orders service class routing or trunk access limitation or call gapping arrangements, it must report the number of trunks and/or the appropriate codes to be instituted in each end office or access tandem switch, for each of the arrangements ordered.

Transmittal No. 1 – Filed under Special Permission No. 04-026

ACCESS SERVICE

6. Switched Access Service (Cont'd)

6.3 Obligations of the Customer (Cont'd)

6.3.2 Trunk Group Measurement Reports

With the agreement of the customer, trunk group data in the form of usage in CCS, peg count and overflow for its end of all access trunk groups, where technologically feasible, will be made available to the Telephone Company. These data will be used to monitor trunk group utilization and service performance and will be based on previously arranged intervals and format.

6.3.3 Supervisory Signaling

The customer's facilities shall provide the necessary on-hook, off-hook, answer and disconnect supervision.

6.3.4 Short Duration Mass Calling Requirements

When a customer offers service for which a substantial call volume is expected during a short period of time (e.g., 900 service media stimulated events), the customer must notify the Telephone Company at least 48 hours in advance of each peak period. Notification should include the nature, time, duration, and frequency of the event, an estimated call volume, and the telephone number(s) to be used.

On the basis of the information provided, the Telephone Company may invoke network management controls, (e.g., code blocking) to reduce the probability of excessive network congestion. The Telephone Company will work cooperatively with the customer to determine the appropriate level of such control.

ACCESS SERVICE

6. Switched Access Service (Cont'd)

6.3 Obligations of the Customer (Cont'd)

(N)

6.3.5 Call Signaling

Depending on the signaling system used by the customer in its network, the customer's facilities shall transmit the following call signaling information to the Telephone Company on traffic the customer's end users originate which is handed off for termination on the Telephone company's network.

(A) Signaling System 7 (SS7) Signaling

When the customer uses SS7 signaling, it will transmit the Calling Party Number (CPN) or, if different from the CPN, the Charge Number (CN) information in the SS7 signaling stream.

(B) Multi-Frequency (MF) Signaling

When the customer uses MF signaling, it will transmit the number of the calling party or, if different from the number of the calling party or, if different from the number of the calling party, the charge Number (CN) information in the MF Automatic Number Identification (ANI) field.

(C) Internet Protocol (IP) Signaling

When the customer uses IP signaling, it will transmit the telephone number of the calling party or, if different from the telephone number, the billing number of the calling party.

(N)

Transmittal No. 35

ACCESS SERVICE

6. Switched Access Service (Cont'd)

6.4 Rate Regulations

This section contains the specific regulations governing the rates and charges that apply for Switched Access Service.

6.4.1 Description and Application of Rates and Charges

There are two types of rates and charges that apply to Switched Access Service. These are usage rates and nonrecurring charges. These rates and charges are applied differently to the various rate elements as set forth in (C) following.

(A) Usage Rates

Usage rates for Switched Access Service are rates that apply on a per access minute basis when a specific rate element is used except for Network Blocking which is applied on a per call blocked basis beyond the blocking threshold, and on per Toll Free SAC data base query charges which are applied on a per query basis. Access minute charges and network blocking charges are accumulated over a monthly period.

(B) Nonrecurring Charges

Nonrecurring charges are one-time charges that apply for a specific work activity (i.e., installation or change to an existing service). The types of nonrecurring charges that apply for Switched Access Service are: installation of service, Interim NXX Translation optional feature, and service rearrangements. These charges, with the exception of the Interim NXX Translation optional feature, are in addition to the Access Order Charge as specified in 17.4.1(A) and 18.1.4(A) following.

Transmittal No. 1 – Filed under Special Permission No. 04-026

ACCESS SERVICE

6. Switched Access Service (Cont'd)

6.4 Rate Regulations (Cont'd)

6.4.1 Description and Application of Rates and Charges (Cont'd)

(B) Nonrecurring Charges (Cont'd)

(1) Installation of Service

A Local Transport nonrecurring installation charge as set forth in 17.2.1(A) or 18.2.1(A) following will be applied at the serving wire center for each Entrance Facility installed. Additionally, nonrecurring trunk activation charges as set forth in 17.2.1(D) and 18.2.1(D) following will be applied at the end office on a per trunk or per 24-trunk basis, appropriately.

(2) Interim NXX Translation Optional Feature

This nonrecurring charge applies to the initial order for the installation of the Interim NXX Translation optional feature with Feature Group C or Feature Group D Switched Access Service and for each subsequent order received to add or change NXX translation codes. This charge, if applicable, applies whether this optional feature is installed coincident with or at any time subsequent to the installation of Switched Access Services. This charge is applied by the Telephone Company per order or per LATA. When it is necessary for multiple telephone companies to provide the translation function, the nonrecurring charge is assessed only by the Telephone Company that provides the final translation function which identifies the customer's traffic and this traffic is then delivered to the customer's point of termination without any further translation.

Transmittal No. 1 – Filed under Special Permission No. 04-026

ACCESS SERVICE

6. Switched Access Service (Cont'd)

6.4 Rate Regulations (Cont'd)

6.4.1 Description and Application of Rates and Charges (Cont'd)

(B) Nonrecurring Charges (Cont'd)

(3) Service Rearrangements

All changes to existing services other than changes involving administrative activities and the off-hook supervisory signaling of FGA Access Services, will be treated as a discontinuance of the existing service and an installation of a new service. The nonrecurring charge described in (1) preceding will apply for this work activity. Moves that change the physical location of the point of termination are described and charged for as set forth in 6.4.4 following.

- If, due to technical limitations of the Telephone Company, a customer could not combine its Interim NXX traffic with its other trunk side Switched Access Services, no charge shall apply to combine these trunk groups when it becomes technically possible.

Transmittal No. 1 – Filed under Special Permission No. 04-026

ACCESS SERVICE

6. Switched Access Service (Cont'd)

6.4 Rate Regulations (Cont'd)

6.4.1 Description and Application of Rates and Charges (Cont'd)

(B) Nonrecurring Charges (Cont'd)

(3) Service Rearrangements (Cont'd)

Administrative changes will be made without charge(s) to the customer. Administrative changes are as follows:

- Change of customer name,
- Change of customer or customer's end user premises address when the change of address is not a result of a physical relocation of equipment,
- Change in billing date (name, address, or contact name or telephone number),
- Change of agency authorization,
- Change of customer circuit identification,
- Change of billing account number,
- Change of customer test line number,
- Change of customer or customer's end user contact name or telephone number, and
- Change of jurisdiction.

Transmittal No. 1 – Filed under Special Permission No. 04-026

ACCESS SERVICE

6. Switched Access Service (Cont'd)

6.4 Rate Regulations (Cont'd)

6.4.1 Description and Application of Rates and Charges (Cont'd)

(B) Nonrecurring Charges (Cont'd)

(3) Service Rearrangements (Cont'd)

Changes and additions to existing Switched Access Services which are necessary due to Telephone Company initiated network reconfigurations, and required to provide the same grade of service to the customer that existed prior to the reconfiguration, will be made without charge to the customer. Charges will apply to those changes and additions which are in excess of those required to provide the same grade of service and/or capacity. Grade of service will be as determined by industry standard engineering tables. Changes to the point in time when the off-hook supervisory signal is provided in the originating call sequence i.e., when the off-hook supervisory signal is changed from being provided by the customer's equipment before the called party answers to being forwarded by the customer's equipment when the called party answers or vice versa, are subject to the Access Order Charge as set forth in 17.4.1(A) and 18.4.1(A) following.

For additions, changes or modifications to an optional feature which has a separate nonrecurring charge, that nonrecurring charge will apply.

For additions, changes, or modifications to optional features that do not have their own separate nonrecurring charges, an Access Order Charge as set forth in 17.4.1(A) and 18.4.1(A) following will apply. When an optional feature is not required on each transmission path, but rather for an entire transmission path group, an end office or an access tandem switch, only one such charge will apply (i.e., it will not apply per transmission path).

Transmittal No. 1 – Filed under Special Permission No. 04-026

ACCESS SERVICE

6. Switched Access Service (Cont'd)

6.4 Rate Regulations (Cont'd)

6.4.1 Description and Application of Rates and Charges (Cont'd)

(B) Nonrecurring Charges (Cont'd)

(4) Multifrequency Address Signaling and SS7 Rearrangements

When a customer requests conversion of an existing trunk group from Multifrequency Address (MF) Signaling to SS7 Signaling or from SS7 Signaling to MF Signaling, a Trunk Group Conversion Charge set forth in 17.2.1(B) and 18.2.1(C) applies. The Trunk Group Conversion Charge is applied per trunk group rearranged, irrespective of the number of trunks in the trunk group converted from one signaling type to another. Trunk Group Conversion Charges will apply when the following two conditions are met:

- (a) End office and tandem trunk group conversion from MF(SS7) to SS7(MF) signaling will be provided on Feature Group C and Feature Group D direct trunks.
- (b) The total number of trunks in a trunk group remain the same.

During the conversion of a trunk group from MF to SS7 signaling, a customer may add Calling Party Number (CPN), Charge Number(CN), and/or Carrier Selection Parameter (CSP) optional features.

Transmittal No. 1 – Filed under Special Permission No. 04-026

ACCESS SERVICE

6. Switched Access Service (Cont'd)

6.4 Rate Regulations (Cont'd)

6.4.1 Description and Application of Rates and Charges (Cont'd)

(B) Nonrecurring Charges (Cont'd)

(5) Flexible Automatic Number Identification Optional Feature (Flex ANI)

This non-recurring charge applies to each order for the installation of the Flex ANI optional feature with Feature Group D (FGD) switched access service equipped with Automatic Number Identification (ANI). This charge applies only when ordered subsequent to installation of FGD service.

Transmittal No. 1 – Filed under Special Permission No. 04-026

ACCESS SERVICE

6. Switched Access Service (Cont'd)

6.4 Rate Regulations (Cont'd)

6.4.1 Description and Application of Rates and Charges (Cont'd)

(C) Application of Rates

Rates are applied either as premium or non-premium rates. Non-premium rates are discounted access minute rates for measured or assumed access minutes.

The specific application of these rates for a specific customer is dependent upon the Feature Group and the availability of equal access capabilities in the end office to which the service is provided.

The following rules provide the basis for applying the rates and charges:

(1) Premium Rates

Premium rates apply to all FGC access minutes when the service is provided to customers which furnish interstate MTS/WATS and to all access minutes that originate or terminate at end offices equipped with equal access (i.e., FGD) capabilities. In addition, premium rates apply to FGB access minutes when utilized in the provision of MTS/WATS service.

(2) Non-premium Rates

Non-premium rates (i.e., discounted access minute rates) apply to all FGA and FGB access minutes (measured or assumed) originating or terminating in an end office which is not equipped with equal access capabilities.

Transmittal No. 1 – Filed under Special Permission No. 04-026

ACCESS SERVICE

6. Switched Access Service (Cont'd)

6.4 Rate Regulations (Cont'd)

6.4.1 Description and Application of Rates and Charges (Cont'd)

(C) Application of Rates (Cont'd)

(3) Transition Billing Arrangement

When FGA or FGB Switched Access Service, except as set forth in (1) preceding, provided to an entry switch (i.e., dial tone office for FGA and access tandem for FGB) has usage originating from and/or terminating at both end offices that have been converted to equal access and end offices that have not been converted, the premium and non-premium rates will apply in the following manner:

- (a) All access minutes that originate from or terminate at the equal access end office(s) will be billed at premium rates. Access minutes that originate from or terminate at end offices not equipped with equal access capabilities, hereinafter referred to as non-premium access minutes, will continue to be billed at non-premium rates. Non-premium rates will apply as follows depending on the type of service.
 - (i) For FGA and FGB services, the number of non-premium access minutes to be billed at non-premium rates is derived by subtracting the number of premium rated access minutes from the total number of access minutes.
 - (ii) Premium access minutes will be determined as set forth in (b) following.

Transmittal No. 1 – Filed under Special Permission No. 04-026

ACCESS SERVICE

6. Switched Access Service (Cont'd)

6.4 Rate Regulations (Cont'd)

6.4.1 Description and Application of Rates and Charges (Cont'd)

(C) Application of Rates (Cont'd)

(3) Transition Billing Arrangement (Cont'd)

(b) The number of access minutes to be rated as premium access minutes is determined as follows:

- (i) Where end office specific usage data is available, premium rates apply to the measured access minutes originating from or terminating at the equal access end office(s).
- (ii) Where end office specific usage data is not available for originating and/or terminating FGA or FGB, the total originating and/or terminating usage will be measured or assumed usage at the entry switch as set forth respectively in 6.5.4 and 6.6.4 following. Originating and/or terminating usage will then be apportioned between premium and non-premium access minutes.

Transmittal No. 1 – Filed under Special Permission No. 04-026

ACCESS SERVICE

6. Switched Access Service (Cont'd)

6.4 Rate Regulations (Cont'd)

6.4.1 Description and Application of Rates and Charges (Cont'd)

(C) Application of Rates (Cont'd)

(3) Transition Billing Arrangement (Cont'd)

(b) (Cont'd)

(iii) (Cont'd)

Such apportionment will be based on lines in the access area (i.e., local calling areas for FGA originating minutes, LATA for FGA terminating minutes and end offices subtending the access tandem for FGB minutes) of the first point of switching that are served by equal access end offices to the total number of subscriber lines in that access area. The ratio thus developed is applied to the total measured or assumed originating FGA usage, terminating FGA usage, originating FGB usage or terminating FGB usage, as applicable, to determine the usage to be billed at premium rates, unless adjusted as set forth in (iii) following.

Transmittal No. 1 – Filed under Special Permission No. 04-026

ACCESS SERVICE

6. Switched Access Service (Cont'd)

6.4 Rate Regulations (Cont'd)

6.4.1 Description and Application of Rates and Charges (Cont'd)

(C) Application of Rates (Cont'd)

(4) Transition Billing Arrangement (Cont'd)

(b) (Cont'd)

(ii) (Cont'd)

The ratios used to calculate the premium usage will be determined on a quarterly basis. The ratios to be used for the succeeding quarter will be provided to the customer with the last bill rendered in the quarter or mailed separately within five working days after the first day of the new quarter (i.e., January, April, July and October).

For purposes of administering this provision: (1) subscriber lines are defined as exchange service lines, Centrex lines and Centrex-type lines provided by the Telephone Company under its local and/or general exchange service tariff; (2) the access area is defined as the local calling area of the dial tone office for originating FGA, the entire LATA for terminating FGA, and all end offices subtending the access tandem for originating and terminating FGB; and (3) the local calling area of the dial tone office is as defined in the Telephone Company's local and/or general exchange service tariff.

Transmittal No. 1 – Filed under Special Permission No. 04-026

ACCESS SERVICE

6. Switched Access Service (Cont'd)

6.4 Rate Regulations (Cont'd)

6.4.1 Description and Application of Rates and Charges (Cont'd)

(C) Application of Rates (Cont'd)

(3) Transition Billing Arrangement (Cont'd)

(b) (Cont'd)

- (iii) Where FGD Switched Access Service is provided to a customer in an end office(s) where that customer's FGA or FGB premium access minutes have been determined in accordance with (ii) preceding, such premium access minutes will be adjusted in the following manner. For each FGD access minute originating from or terminating at that end office, the originating or terminating FGA or FGB premium access minutes determined as set forth in (ii) preceding will be reduced on a one for one basis, but in no event shall the reduction exceed the total number of FGA or FGB premium access minutes originating from or terminating at that end office. For each FGA or FGB premium minute of use reduction in either the originating or terminating direction, a corresponding originating or terminating non premium minute of use will be apportioned to those end offices in the access area that are non equal. Such apportionment will be based upon a ratio of the number of subscriber lines in each non equal end office to the total subscriber lines that are served by all non equal end offices in the access area. The customer will be billed for the revised number of premium or non premium access minutes.

Transmittal No. 1 – Filed under Special Permission No. 04-026

ACCESS SERVICE

6. Switched Access Service (Cont'd)

6.4 Rate Regulations (Cont'd)

6.4.1 Description and Application of Rates and Charges (Cont'd)

(C) Application of Rates (Cont'd)

(4) Unmeasured FGA and FGB Access Services

Where originating and/or terminating measurement capability does not exist for Feature Group A or Feature Group B Switched Access Services provided to the first point of switching, the number of access minutes that will be assumed are as set forth following in 6.5.4 and 6.6.4 respectively.

(5) Notice of Equal Access Conversion

The Telephone Company will provide written notification to all access customers of record within a particular LATA that an end office in that LATA is scheduled to be converted to an equal access end office. This notification will be sent, via certified U.S. Mail, to each customer of record in the LATA where the conversion is scheduled to occur, at least six months in advance of the conversion date.

The customer will have the choice of converting all or part of the existing services to equal access (i.e., Feature Group D) or retaining the existing services. The conversion of existing services will be at no charge provided the order to convert such services to Feature Group D is received as set forth in 6.4.3 following. Premium rates will apply to the total access minutes beginning on the actual conversion date, whether the customer chooses to convert to FGD or retain existing services.

Transmittal No. 1 – Filed under Special Permission No. 04-026

ACCESS SERVICE

6. Switched Access Service (Cont'd)

6.4 Rate Regulations (Cont'd)

6.4.1 Description and Application of Rates and Charges (Cont'd)

(C) Application of Rates (Cont'd)

(6) Rates Applicable to Feature Group A

FGA Access Service will be jointly provided by Telephone Companies. When Meet Point Billing is not available, the Primary Telephone Company providing the customer's dial tone will bill both originating and terminating FGA usage rates. The Secondary Telephone Company will be compensated for interstate access revenue through a Revenue-sharing Agreement with the Primary Telephone Company.

(7) 800 Series Data Base Access Service

A Basic Query or Vertical Feature Query charge applies for each query that is launched to an 800 series data base and identifies the customer to whom the call will be delivered. Query charges, as set forth in 17.2.2(B), will only be applied by those companies whose wire centers are identified as assessing query charges in the NATIONAL EXCHANGE CARRIER ASSOCIATION, INC. TARIFF F.C.C. NO. 4.

Transmittal No. 1 – Filed under Special Permission No. 04-026

ACCESS SERVICE

6. Switched Access Service (Cont'd)

6.4 Rate Regulations (Cont'd)

6.4.1 Description and Application of Rates and Charges (Cont'd)

(C) Application of Rates (Cont'd)

(7) 800 Series Data Base Access Service (Cont'd)

When Feature Group C or Feature Group D switched access service is used for the provision of 800 Series Data Base Access Service and the total minutes of use and/or count of queries can be determined for each customer at a tandem or SSP but can not be determined by individual end office, an allocation method will be utilized to determine minutes of use and/or queries by end office and customer. For each end office a ratio will be developed and applied against the total minutes of use and/or count of queries for a given customer as determined by the tandem or SSP. These ratios will be developed by dividing the unidentified originating 800 series type minutes of use at an end office by the total unidentified originating minutes of use in all end offices subtending the tandem or SSP. For example, assume:

- Three end offices (EO-1, EO-2, and EO-3) subtend a tandem

EO-1 measures 2,000 min. of 800 series type use
 EO-2 measures 3,000 min. of 800 series type use
 EO-3 measures 5,000 min. of 800 series type use
 10,000 TOTAL

- The tandem delivers 800 series type usage to two customers:

IC-A has 4,000 minutes of use
 IC-B has 6,000 minutes of use

- The allocation ratio for EO-1 is 20%

2,000/10,000

- The minutes of use to be billed by EO-1 are

800 to IC-A (20% X 4,000)
1,200 to IC-B (20% X 6,000)
 2,000 TOTAL

Transmittal No. 1 – Filed under Special Permission No. 04-026

ACCESS SERVICE

6. Switched Access Service (Cont'd)

6.4 Rate Regulations (Cont'd)

6.4.2 Minimum Monthly Charge

Switched Access Service is subject to a minimum monthly charge. The minimum charge applies for the total capacity provided. The minimum monthly charge is calculated as follows.

For the Local Transport, Local Switching and Information Surcharge rate elements, the minimum monthly charge is the sum of the recurring charges set forth in 17/18.2.2 and 17/18.2.3 following for either the actual measured usage or the assumed usage prorated to the number of days or major fraction of days based on a 30 day month.

6.4.3 Change of Switched Access Service Arrangements

Changes from one type of Feature Group to another will be treated as a discontinuance of one type of service and a start of another. Nonrecurring charges will apply, with one exception. When a customer upgrades a Feature Group A or B service to a Feature Group D service and when Feature Group C is upgraded to Feature Group D coincident with the availability of Feature Group D in an end office, the nonrecurring charges will not apply and minimum period obligations will not change, i.e., the time elapsed in the existing minimum period obligations for FGD service, subject to the following limitations.

Transmittal No. 1 – Filed under Special Permission No. 04-026

ACCESS SERVICE

6. Switched Access Service (Cont'd)

6.4 Rate Regulations (Cont'd)

6.4.3 Change of Switched Access Service Arrangements (Cont'd)

In order to avoid the imposition of nonrecurring charges a customer which is a participant in the presubscription allocation process (i.e., is on the presubscription ballot) must:

- submit its order to disconnect Feature Group A and/or B within 30 days after the date the results of the final allocation of customers in an end office are actually received by the customer, and
- make the effective date for disconnection of the Feature Group A and/or B Access Services no later than 60 days after the final allocation results are received by the customer.

A customer which is not a participant in the allocation process (i.e., is not on the presubscription ballot) is subject to the same rules preceding. The time frames for the non-participating customer(s) are the same as those which apply to the last customer to receive the results of the final allocation of customers in an end office who is a participant in the allocation process. For all other changes from one type of Feature Group to another, new minimum period obligations will be established.

Transmittal No. 1 – Filed under Special Permission No. 04-026

ACCESS SERVICE

6. Switched Access Service (Cont'd)

6.4 Rate Regulations (Cont'd)

6.4.4 Moves

A move involves a change in the physical location of one of the following:

- The point of termination at the customer designated premises
- The customer designated premises

The charges for the move are dependent on whether the move is to a new location within the same building or to a different building.

(A) Moves Within the Same Building

When the move is to a new location within the same building, the charge for the move will be an amount equal to one half of the installation nonrecurring charge for the capacity affected. This charge is in addition to the Access Order Charge as specified in 17.4.1(A) and 18.4.1 (A), following. There will be no change in the minimum period requirements.

(B) Moves to a Different Building

Moves to a different building will be treated as a discontinuance and start of service and all associated nonrecurring charges will apply. New minimum period requirements will be established for the new service. The customer will also remain responsible for satisfying all outstanding minimum period charges for the discontinued service.

6.4.5 Local Information Delivery Services

Calls over Switched Access Service in the terminating direction to certain community information services will be rated under the applicable rates for Switched Access Service as set forth in 17.2 and 18.2 following. In addition, the charges per call as specified under the Telephone Company's local and/or general exchange service tariffs, e.g., 976 (DIAL-IT) Network Services, will also apply.

Transmittal No. 1 – Filed under Special Permission No. 04-026

ACCESS SERVICE

6. Switched Access Service (Cont'd)

6.4 Rate Regulations (Cont'd)

6.4.6 Mileage Measurement

The mileage to be used to determine the monthly rate for Local Transport is calculated on the airline distance between the end office switch, which may be a Remote Switching Module, where the call carried by Local Transport originates or terminates and the customer's serving wire center. When Direct-Trunked Transport is ordered between the serving wire center and the end office, mileage is normally measured in one segment from the serving wire center to the end office. When Direct-Trunked Transport is ordered between a serving wire center and a tandem and Tandem Switched Transport is ordered between the tandem and the end office, mileage is calculated separately for each segment. Exceptions to these methods are set forth in (A) through (E) following. Where applicable, the V&H coordinates method is used to determine mileage. This method is set forth in the NATIONAL EXCHANGE CARRIER ASSOCIATION, INC. TARIFF F.C.C. NO. 4 for Wire Center Information (V&H coordinates).

Mileage rates are as set forth in 17.2.2 and 18.2.2 following. To determine the rate to be billed, first compute the airline mileage using the V&H coordinates method. If the calculation results in a fraction of a mile, always round up to the next whole mile before determining the mileage and applying the rates. Then multiply the mileage by the appropriate rate.

Exceptions to the mileage measurement rules are as follows:

Transmittal No. 1 – Filed under Special Permission No. 04-026

ACCESS SERVICE

6. Switched Access Service (Cont'd)

6.4 Rate Regulations (Cont'd)

6.4.6 Mileage Measurement (Cont'd)

(A) Feature Group A - Originating Usage

Direct-Trunked Transport mileage for originating usage over Feature Group A Switched Access Service will be calculated on an airline basis, using the V&H coordinates method. The mileage measurement will be between the first point of switching (end office switch where the Feature Group A switching dial tone is provided) and the customer's serving wire center for the Switched Access Service provided. This exception does not apply to access minutes originating and/or terminating in an Extended Area Service area.

(B) Feature Group A - Terminating Usage

The Local Transport mileage for terminating Feature Group A switched access service will be measured in two segments. Direct-Trunked Transport mileage will be measured between the customer's serving wire center and the first point of switching (i.e., the end office switch where the Feature Group A switching dial tone is provided). Tandem Switched Transport mileage will be measured between the first point of switching and the terminating end office.

Transmittal No. 1 – Filed under Special Permission No. 04-026

ACCESS SERVICE

6. Switched Access Service (Cont'd)

6.4 Rate Regulations (Cont'd)

6.4.6 Mileage Measurement (Cont'd)

(C) Feature Groups B, C and D - Alternate Traffic Routing

When the Alternate Traffic Routing optional feature is provided with Feature Groups B, C or D, the Local Transport access minutes will be apportioned between the two trunk groups used to provide this feature. Such apportionment will be made using: (1) actual minutes of use if available, (2) standard Telephone Company traffic engineering methodology and will be based on the last trunk CCS desired for the high usage group, as described in 6.8.1(L) following (Alternate Traffic Routing), and the total busy hour minutes of capacity ordered to the end office, when the feature is provided at an end office switch, or to the subtending end offices when the feature is provided at an access tandem switch, or (3) an apportionment mutually agreed to by the Telephone Company and the customer. This apportionment will serve as the basis for Local Transport calculation.

(D) Feature Group C - Multiple CDPs

When terminating Feature Group C Switched Access Services provided from multiple customer designated premises to an end office not equipped with measurement capabilities, the total Local Transport access minutes for that end office will be apportioned among the trunk groups accessing the end office on the basis of the individual busy hour minutes of capacity ordered for each of those trunk groups. This apportionment will serve as the basis for Local Transport mileage calculation.

Transmittal No. 1 – Filed under Special Permission No. 04-026

ACCESS SERVICE

6. Switched Access Service (Cont'd)

6.4 Rate Regulations (Cont'd)

6.4.6 Mileage Measurement (Cont'd)

(E) Feature Groups A, B, C, and D - WATS

The Local Transport Facility for Feature Groups A, B and C, and D Switched Access Service connected with Special Access Service at a WATS Serving office will be measured between the WATS Serving Office (when measured access minutes of use are used) or between the Feature Group A or Feature Group B entry switch (when assumed minutes of use are used) and the serving wire center for the customer designated premises.

(F) Feature Groups B, C, and D - Remote Offices

The Local Transport mileage for Feature Groups B, C, and D Switched Access Service provided to a Remote Office will be measured in multiple segments. When the facility is directly trunked to the Host Office, Direct-Trunked Facility mileage will be measured between the customer's serving wire center and the Host Office, and Tandem Switched facility mileage will be measured between the Host Office and the Remote Office in Direct Trunked arrangements the Tandem Switched Facility will use the Terminating-Tandem 3rd Party rate when the Telephone Company does not own the tandem . The Tandem Switching charge will not apply.

(N)
|
(N)

When the facility is routed through a tandem to The Host Office, Direct-Trunked Facility will be measured from the Serving Wire Center to the tandem, Tandem Switched Facility will be measured from the tandem to the host, and another segment of Tandem Switched Facility will be measured from the host to the remote. When the Tandem Switch is a Telephone Company owned tandem then the Tandem Switch rates will use the Terminating-Tandem End Office rates. If the Tandem is not owned by Telephone Company the Tandem Switch rates will use the Terminating – Tandem 3rd Party rates. A Tandem Switching charge will be applicable at the tandem.

(N)
|
(N)

Transmittal No. 71

ACCESS SERVICE

6. Switched Access Service (Cont'd)

6.4 Rate Regulations (Cont'd)

6.4.6 Mileage Measurement (Cont'd)

(G) Use of Telephone Company Hub

When multiplexing is performed at Telephone Company Hubs, mileage is computed and rates applied separately for each segment of the Local Transport Direct-Trunked Facility (i.e., customer serving wire center to Hub, Hub to Hub, and/or Hub to end office).

(H) Local Transport Facility Matrix

	<u>EO</u>	<u>DTO</u>	<u>A/T</u> <u>ICSWC</u>	<u>Directionality</u>
FGA		----->		O
FGA		<-----		T
FGB	<----->			O or T
FGC	<----->			O or T
FGD	<----->			O or T

Key

O	-	Originating
T	-	Terminating
EO	-	End Office
DTO	-	Dial Tone Office
A/T	-	Access Tandem
ICSWC	-	IC Serving Wire Center

Transmittal No. 1 – Filed under Special Permission No. 04-026

ACCESS SERVICE

6. Switched Access Service (Cont'd)

6.4 Rate Regulations (Cont'd)

6.4.7 Mixed Use

Mixed use occurs when Switched Access Service and Special Access Non-Competitive End User Channel Termination (EUCT) are provided over the same High Capacity service through a common interface. The regulations governing the provision of Mixed Use Facilities are set forth in 5.2.4 preceding and 7.2.7 following.

(C)
(C)

Transmittal No. 77

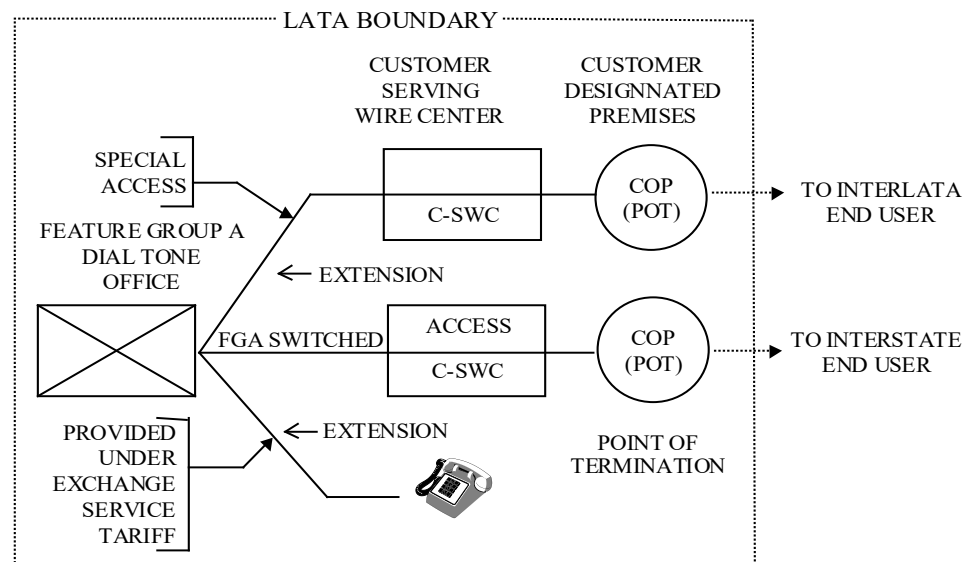
ACCESS SERVICE

6. Switched Access Service (Cont'd)

6.4 Rate Regulations (Cont'd)

6.4.8 Application of Rates for Feature Group A Extension Service

Feature Group A Switched Access Service is available with extensions, i.e., additional terminations of the service at different customer designated premises in the same LATA as the FGA dial tone office or a LATA other than the LATA where the FGA dial tone office is located. Feature Group A extensions within the same LATA and same state as the dial tone office are provided and charged under the Telephone Company's local and/or general exchange service tariffs. Feature Group A extensions located in a LATA other than the LATA where the dial tone office is located or in a different state in the same LATA as the dial tone office are provided and charged as Special Access Service. The rate elements which apply are: A Voice Grade Channel Termination, Channel Mileage, if applicable, and Signaling Capability (optional features and functions), if applicable. All appropriate monthly rates and nonrecurring charges set forth in 17.3.2 following will apply.



FEATURE GROUP A EXTENSION SERVICE

In the above example, two CDPs are utilized to better illustrate the concept. From a practical standpoint, both the Switched Access and Special Access Services could be routed via the same CDP.

Transmittal No. 1 – Filed under Special Permission No. 04-026

ACCESS SERVICE

6. Switched Access Service (Cont'd)

6.5 Description and Provision of Feature Group A (FGA)

6.5.1 Description

- (A) FGA Access, which is available to all customers, provides line side access to Telephone Company end office switches with an associated seven digit local telephone number for the customer's use in originating communications from and terminating communications to an Interexchange Carrier's Interstate Service or a customer – provided interstate communications capability. The customer must specify the Interexchange Carrier to which the FGA service is connected or, in the alternative, specify the means by which the FGA access communications is transported to another state. Special Access Services utilized for connection with FGA at Telephone Company designated WATS Serving Offices as set forth in Section 7. following may be ordered separately by a customer other than the customer which orders the FGA Switched Access Service for the provision of WATS-type services. Special Access Services are ordered as set forth in 5.2 preceding.
- (B) FGA Switching is provided at all end office switches. At the option of the customer, FGA is provided on a single or multiple line group basis and is arranged for originating calling only, terminating calling only, or two-way calling which are specified by the customer's order for service.
- (C) FGA provides a line side termination at the first point of switching (dial tone office). The line side termination will be provided with either ground start supervisory signaling or loop start supervisory signaling. The type of signaling is at the option of the customer.

Transmittal No. 1 – Filed under Special Permission No. 04-026

ACCESS SERVICE

6. Switched Access Service (Cont'd)

6.5 Description and Provision of Feature Group A (FGA) (Cont'd)

6.5.1 Description (Cont'd)

- (D) The Telephone Company shall select the first point of switching, within the selected LATA, at which the line side termination is to be provided unless the customer requests a different first point of switching and Telephone Company facilities and measurement capabilities, where necessary, are available to accommodate such a request.
- (E) A seven digit local telephone number assigned by the Telephone Company is provided for access to FGA switching in the originating direction. The seven digit local telephone number will be associated with the selected end office switch and is of the form NXX-XXXX.

If the customer requests a specific seven digit telephone number that is not currently assigned, and the Telephone Company can, with reasonable effort, comply with that request, the requested number will be assigned to the customer.
- (F) FGA switching, when used in the terminating direction, is arranged with dial tone start-dial signaling. When used in the terminating direction FGA switching may, at the option of the customer, be arranged for dial pulse or dual tone multifrequency address signaling, subject to availability of equipment at the first point of switching. When FGA switching is provided in a hunt group or uniform call distribution arrangement, all FGA switching will be arranged for the same type of address signaling.

Transmittal No. 1 – Filed under Special Permission No. 04-026

ACCESS SERVICE

6. Switched Access Service (Cont'd)

6.5 Description and Provision of Feature Group A (FGA) (Cont'd)

6.5.1 Description (Cont'd)

- (G) No address signaling is provided by the Telephone Company when FGA switching is used in the originating direction. Address signaling in such cases, if required by the customer, must be provided by the customer's end user using inband one signaling techniques. Such inband tone address signals will not be regenerated by the Telephone Company and will be subject to the ordinary transmission capabilities of the Local Transport provided.
- (H) FGA switching, when used in the terminating direction, may be used to access valid NXXs in the LATA, local operator service (0- and 0+), Directory Assistance (411 where available and 555-1212), emergency reporting service (911 where available), exchange telephone repair (611 where available), time or weather announcement services of the Telephone Company, community information services of an information service provider, and other customers' services (by dialing the appropriate digits).

Charges for FGA terminating calls requiring operator assistance or calls to 611 or 911 will only apply where sufficient call details are available.

Transmittal No. 1 – Filed under Special Permission No. 04-026

ACCESS SERVICE

6. Switched Access Service (Cont'd)

6.5 Description and Provision of Feature Group A (FGA) (Cont'd)

6.5.1 Description (Cont'd)

(H) (Cont'd)

Additional non-access charges will also be billed on a separate account for (1) an operator surcharge, as set forth in the local exchange tariffs, for local operator assistance (0- and 0+) calls, (2) calls to certain community information services, for which rates are applicable under Telephone Company exchange service tariffs, e.g., 976 (DIAL IT) Network Services, and, (3) calls from a FGA line to another customer's service in accordance with that customer's applicable service rates when the Telephone Company performs the billing function for that customer.

- (I) When a FGA switching arrangement for an individual customer (a single line or entire hunt group) is discontinued at an end office, an intercept announcement is provided. This arrangement provides, for a limited period of time, an announcement that the service associated with the number dialed has been disconnected.

- (J) FGA will be provisioned over an Entrance Facility from the customer's premises to the customer's serving wire center.

FGA service, when used in the originating direction, will be provisioned as Direct-Trunked Transport from the first point of switching (i.e., the end office switch where FGA switching dial tone is provided) to the customer's serving wire center.

FGA service, when used in the terminating direction, will be provisioned as Direct-Trunked Transport from the customer's serving wire center to the first point of switching and provisioned as Tandem Switched Transport from the first point of switching to the terminating end office.

Transmittal No. 1 – Filed under Special Permission No. 04-026

ACCESS SERVICE

6. Switched Access Service (Cont'd)

6.5 Description and Provision of Feature Group A (FGA) (Cont'd)

6.5.2 Optional Features

Following are the various nonchargeable optional features that are available in lieu of, or in addition to, the standard features provided with Feature Group A. They are provided as Common Switching, Transport Termination or Local Transport options.

(A) Common Switching Options

Descriptions of the common switching optional features are set forth in 6.8 following.

- (1) Call Denial on Line or Hunt Group
- (2) Service Code Denial on Line or Hunt Group
- (3) Hunt Group Arrangement
- (4) Uniform Call Distribution Arrangement
- (5) Nonhunting Number for Use with Hunt Group or Uniform Call Distribution Arrangement
- (6) Band Advance Arrangement for Use with Special Access Service Utilized in the Provision of WATS-Type Services
- (7) Hunt Group Arrangement for Use with Special Access Service Utilized in the Provision of WATS-Type Services
- (8) Uniform Call Distribution Arrangement for Use with Special Access Service Utilized in the Provision of WATS-Type Services
- (9) Nonhunting Number Associated with a Hunt Group Arrangement or Uniform Call Distribution Arrangement for Use with Special Access Service Utilized in the Provision or WATS-Type Services

Transmittal No. 1 – Filed under Special Permission No. 04-026

ACCESS SERVICE

6. Switched Access Service (Cont'd)

6.5 Description and Provision of Feature Group A (FGA) (Cont'd)

6.5.2 Optional Features (Cont'd)

(B) Transport Termination

- (1) Two-way operation with dial pulse address signaling and loop start supervisory signaling
- (2) Two-way operation with dial pulse address signaling and ground start supervisory signaling
- (3) Two-way operation with dial tone multifrequency address signaling and loop start supervisory signaling
- (4) Two-way operation with dial tone multifrequency address signaling and ground start supervisory signaling
- (5) Terminating operation with dial pulse address signaling and loop start supervisory signaling
- (6) Terminating operation with dial pulse address signaling and ground start supervisory signaling
- (7) Terminating operation with dual tone multifrequency address signaling and loop start supervisory signaling
- (8) Terminating operation with dual tone multifrequency address signaling and ground start supervisory signaling
- (9) Originating operation with loop start supervisory signaling
- (10) Originating operation with ground start supervisory signaling

(C) Local Transport Options

- (1) Supervisory Signaling (as set forth in 15.1.1(D) following)
- (2) Customer Specified Entry Switch Receive Level (as set forth in 15.1.1(D) following)

Transmittal No. 1 – Filed under Special Permission No. 04-026

ACCESS SERVICE

6. Switched Access Service (Cont'd)

6.5 Description and Provision of Feature Group A (FGA) (Cont'd)

6.5.3 Optional Features Provided In Local Tariffs

Certain other features which may be available in connection with Feature Group A (e.g., Speed Calling, Remote Call Forwarding, Bill Number Screening, IntraLATA extensions) are provided under the Telephone Company's local and/or general exchange service tariffs.

6.5.4 Measuring Access Minutes

Customer Feature Group A traffic to end offices will be measured (i.e., recorded) or assumed by the Telephone Company at end office switches. Originating and terminating calls will be measured (i.e., recorded) or assumed by the Telephone Company to determine the basis for computing chargeable access minutes. In the event the customer message detail is not available because the Telephone Company lost or damaged tapes or incurred recording system outages, the Telephone Company will estimate the volume of lost customer access minutes of use based on previously known values.

For terminating calls over FGA and for originating calls over FGA (when the off-hook supervisory signal is provided by the customer's equipment before the called party answers), the measured minutes are the chargeable access minutes. For originating calls over FGA (when the off-hook supervisory signal is forwarded by the customer's equipment when the called party answers), chargeable originating access minutes are derived from recorded minutes using the same formula as set forth in 6.7.4 following for Feature Group C.

Transmittal No. 1 – Filed under Special Permission No. 04-026

ACCESS SERVICE

6. Switched Access Service (Cont'd)

6.5 Description and Provision of Feature Group A (FGA) (Cont'd)

6.5.4 Measuring Access Minutes (Cont'd)

For originating calls over FGA, usage measurement begins when the originating FGA first point of switching receives an off-hook supervisory signal forwarded from the customer's point of termination. This off-hook signal may be provided by the customer's equipment before the called party answers, or forwarded by the customer's equipment when the called party answers.

The measurement of originating call usage over FGA ends when the originating FGA first point of switching receives an on-hook supervisory signal from either the originating end user's end office, indicating the originating end user has disconnected, or the customer's point of termination, whichever is recognized first by the first point of switching.

For terminating calls over FGA, usage measurement begins when the terminating FGA first point of switching receives an off-hook supervisory signal from the terminating end user's end office, indicating the terminating end user has answered. The measurement of terminating call usage over FGA ends when the terminating FGA first point of switching receives an on-hook supervisory signal from either the terminating end user's end office, indicating the terminating end user has disconnected, or the customer's point of termination, whichever is recognized first by the first point of switching.

FGA access minutes or fractions thereof, the exact value of the fraction being a function of the switch technology where the measurement is made, are accumulated over the billing period for each line or hunt group, and are then rounded up to the nearest access minute for each line or hunt group.

Transmittal No. 1 – Filed under Special Permission No. 04-026

ACCESS SERVICE

6. Switched Access Service (Cont'd)

6.5 Description and Provision of Feature Group A (FGA) (Cont'd)

6.5.4 Measuring Access Minutes (Cont'd)

Assumed minutes are used for FGA services which originate or terminate in end offices not equipped with measurement capabilities and in such cases are the chargeable access minutes.

Where originating and terminating measurement capability does not exist for Feature Group A provided to the first point of switching, the number of access minutes will be assumed as set forth in 17.2.4 and 18.2.6 following.

Where measurement capability exists for either originating or terminating usage, but not both, on a line arranged for two way calling, the number of access minutes per line per month will be assumed usage, as set forth in 17.2.4 and 18.2.6 following, or the measured usage, whichever is greater. If the usage in the measured direction exceeds the assumed access minutes per line per month, no usage will be assigned in the unmeasured direction. If the measured usage is less than the assumed access minutes per line per month, the usage in the unmeasured direction will be the assumed usage, as set forth in 17.2.4 and 18.2.6 following, for that unmeasured direction except that the total of measured and assumed minutes in such instances will not exceed the total assumed usage designated for two way calling set forth in 17.2.4 and 18.2.6 following. If the total exceeds the assumed minutes set forth in 17.2.4 or 18.2.6 following, the assigned minutes shall be reduced so that the total of measured and unmeasured minutes equals the assumed minutes for two way calling set forth in 17.2.4 and 18.2.6 following.

Additionally, when the line is arranged for one way calling and there is no measurement capability for that direction, assumed originating access minutes, as set forth in 17.2.4(B) and 18.2.6(B) following, will be assigned for originating calling only lines and assumed terminating access minutes, as set forth in 17.2.4(C) and 18.2.6(C) following, will be assigned for terminating calling only lines.

Transmittal No. 1 – Filed under Special Permission No. 04-026

ACCESS SERVICE

6. Switched Access Service (Cont'd)

6.5 Description and Provision of Feature Group A (FGA) (Cont'd)

6.5.4 Measuring Access Minutes (Cont'd)

The following matrix illustrates the application of assumed access minutes for FGA as set forth in 17.2.4- and 18.2.6(A),(B)and(C) following.

<u>Service Ordered As</u>	<u>Can Measure Originating</u>	<u>Can't Measure Originating</u>	<u>Can Measure Terminating</u>	<u>Can't Measure Terminating</u>
Originating Only	Actual	1,510	N/A	N/A
Terminating Only	N/A	N/A	Actual	2,685
Both Originating and Terminating (originating measurement greater than 4195)	Actual	N/A	N/A	0
Both Originating and Terminating (originating measurement equal or less than 4195)	Actual	N/A	N/A	0 to 2685*
Both Originating and Terminating (terminating measurement greater than 4195)	N/A	0	Actual	N/A
Both Originating and Terminating (terminating measurement equal or less than 4195)	N/A	0 to 1510*	Actual	N/A

* Sum of actual and assumed cannot exceed 4195. Reduce assumed minutes of use if necessary.

Transmittal No. 1 – Filed under Special Permission No. 04-026

ACCESS SERVICE

6. Switched Access Service (Cont'd)

6.5 Description and Provision of Feature Group A (FGA) (Cont'd)

6.5.4 Measuring Access Minutes (Cont'd)

Notwithstanding the preceding, when Feature Group A is used for the provision of WATS-type service where measurement capability exists at the WATS Serving Office but not at the Feature Group A first point of switching, the measured WATS-type originating and/or terminating minutes of use shall be separately summed and compared to their respective total assumed originating and/or terminating minutes of use. The number of access minutes per line per month will be the assumed or the measured usage, whichever is greater.

6.5.5 Testing Capabilities

FGA is provided, in the terminating direction where equipment is available, with seven digit access to balance (100 type) test line and milliwatt (102 type) test line. In addition to the tests described in 6.2.4 preceding which are included with the installation of service (Acceptance Testing) and as ongoing routine testing, Additional Cooperative Acceptance Testing and Additional Manual Testing are available as set forth in 13.3.1 following.

Transmittal No. 1 – Filed under Special Permission No. 04-026

ACCESS SERVICE

6. Switched Access Service (Cont'd)

6.6 Description and Provision of Feature Group B (FGB)

6.6.1 Description

- (A) FGB Access, which is available to all customers, provides trunk side access to Telephone Company end office switches with an associated uniform 950-1XXX or 950-OXXX access code. FGB trunk side access is provided for the customer's use in originating communications from and terminating communications to an Interexchange Carrier's Interstate Service or a customer provided interstate communications capability. The customer must specify the Interexchange Carrier to which the FGB service is connected or, in the alternative, specify the means by which the FGB access communications is transported to another state. Special Access Services utilized for connection with FGB at Telephone Company designated WATS Serving Offices as set forth in Section 7. following may be ordered separately by a customer other than the customer which orders the FGB Switched Access Service for the provision of WATS or WATS-type services. Special Access Services are ordered as set forth in 5.2 preceding.

Transmittal No. 1 – Filed under Special Permission No. 04-026

ACCESS SERVICE

6. Switched Access Service (Cont'd)

6.6 Description and Provision of Feature Group B (FGB) (Cont'd)

6.6.1 Description (Cont'd)

- (B) FGB is provided as trunk side switching through the use of end office or access tandem switch trunk equipment. The switch trunk equipment is provided with wink start start-pulsing signals and answer and disconnect supervisory signaling.
- (C) FGB switching is provided with multifrequency address signaling in both the originating and terminating directions. Except for FGB switching provided with the automatic number identification (ANI) or rotary dial station signaling arrangements as set forth respectively in 6.8.1(F) and 6.8.2(A) following, any other address signaling in the originating direction, if required by the customer, must be provided by the customer's end user using inband tone signaling techniques. Such inband tone address signals will not be regenerated by the Telephone Company and will be subject to the ordinary transmission capabilities of the Local Transport provided.
- (D) The access code for FGB switching is a uniform access code. The form of the uniform access code is 950-1XXX or 950-OXXX. A uniform access code(s) will be assigned to the customer for the customer's domestic communications and another will be assigned to the customer for its international communications, if required. These access codes will be the assigned access numbers of all FGB switched access service provided to the customer by the Telephone Company.
- (E) The Telephone Company will establish a trunk group or groups for the customer at end office switches or access tandem switches where FGB switching is ordered. When required by technical limitations, a separate trunk group will be established for each type of FGB switching arrangement provided. Different types of FGB or other switching arrangements may be combined in a single trunk group at the option of the Telephone Company.

Transmittal No. 1 – Filed under Special Permission No. 04-026

ACCESS SERVICE

6. Switched Access Service (Cont'd)

6.6 Description and Provision of Feature Group B (FGB) (Cont'd)

6.6.1 Description (Cont'd)

- (F) FGB switching, when used in the terminating direction, may be used to access valid NXXs in the LATA, time or weather announcement services of the Telephone Company, community information services of an information service provider and other customers' services (by dialing the appropriate digits). When directly routed to an end office, only those valid NXX codes served by that end office may be accessed. When routed through an access tandem, only those valid NXX codes served by end offices subtending the access tandem may be accessed.

The customer will also be billed additional non-access charges for calls to certain community information services for which rates are applicable under Telephone Company exchange service tariffs, e.g., 976 (DIAL-IT) Network Service. Additionally, non-access charges will also be billed for calls from a FGB trunk to another customer's service in accordance with that customer's applicable service rates when the Telephone Company performs the billing function for that customer.

Calls in the terminating direction will not be completed to 950-1XXX or 950-OXXX access codes, local operator assistance (0- and 0+), Directory Assistance (411 and 555-1212), service codes 611 and 911. Calls will be completed to information (NPA-555-1212 or 555-1212) when FGB switching is combined with Information Service. FGB may not be switched, in the terminating direction, to Switched Access Service Feature Groups B, C and D.

- (G) When all FGB switching arrangements are discontinued at an end office and/or in a LATA, an intercept announcement is provided. This arrangement provides, for a limited period of time, an announcement that the service associated with the number dialed has been disconnected.

Transmittal No. 1 – Filed under Special Permission No. 04-026

ACCESS SERVICE

6. Switched Access Service (Cont'd)

6.6 Description and Provision of Feature Group B (FGB) (Cont'd)

6.6.2 Optional Features

Following are descriptions of the various nonchargeable optional features that are available in lieu of, or in addition to, the standard features provided with Feature Group B. They are set forth in (A), (B) and (C) following and are provided as Common Switching, Transport Termination and Local Transport options. Additionally, other optional features provided in local tariffs are set forth in (D) following.

(A) Common Switching Options

Descriptions of the common switching optional features are set forth in 6.8 following.

- (1) Automatic Number Identification (ANI)
- (2) Up to 7 Digit Outpulsing of Access Digits to Customer
- (3) Band Advance Arrangement for Use with Special Access Service Utilized in the Provision of WATS or WATS-Type Services
- (4) Hunt Group Arrangement for Use with Special Access Service Utilized in the Provision of WATS or WATS-Type Services
- (5) Uniform Call Distribution Arrangement for Use with Special Access Service Utilized in the Provision of WATS or WATS-Type Services
- (6) Nonhunting Number Associated with Hunt Group Arrangement or Uniform Call Distribution Arrangement for Use with Special Access Service Utilized in the Provision of WATS or WATS-Type Services.

Transmittal No. 1 – Filed under Special Permission No. 04-026

ACCESS SERVICE

6. Switched Access Service (Cont'd)

6.6 Description and Provision of Feature Group B (FGB) (Cont'd)

6.6.2 Optional Features (Cont'd)

(B) Transport Terminations Options

(C) Local Transport Options

(1) Customer Specification of Local Transport Termination

(2) Optional Supervisory Signaling

(3) Customer Specified Entry Switch Receive Level

Inasmuch as these options concern transmission levels and signaling they are set forth in 15.1.1 following.

(D) Optional Features Provided In Local Tariffs

Another feature, Bill Number Screening, which may be available in connection with FGB, is provided under the Telephone Company's local and/or general exchange service tariffs.

Transmittal No. 1 – Filed under Special Permission No. 04-026

ACCESS SERVICE

6. Switched Access Service (Cont'd)

6.6 Description and Provision of Feature Group B (FGB) (Cont'd)

6.6.3 Design and Traffic Routing

For Feature Group B, the trunk directionality and traffic routing of the Switched Access Service between the customer designated premises and the entry switch are determined by the customer's order for service. Additionally, the customer may order the optional feature Customer Specification of Local Transport Termination as set forth in 15.1.1 following.

6.6.4 Measuring Access Minutes

Customer traffic to end offices will be measured (i.e., recorded) or assumed by the Telephone Company at end office switches or access tandem switches. Originating and terminating calls will be measured (i.e., recorded) or assumed by the Telephone Company to determine the basis for computing chargeable access minutes. In the event the customer message detail is not available because the Telephone Company lost or damaged tapes or incurred recording system outages, the Telephone Company will estimate the volume of lost customer access minutes of use based on previously known values.

For both originating and terminating calls over FGB the measured minutes are the chargeable access minutes.

For originating calls over FGB, usage measurement begins when the originating FGB first point of switching receives answer supervision forwarded from the customer's point of termination, indicating the customer's equipment has answered.

Transmittal No. 1 – Filed under Special Permission No. 04-026

ACCESS SERVICE

6. Switched Access Service (Cont'd)

6.6 Description and Provision of Feature Group B (FGB) (Cont'd)

6.6.4 Measuring Access Minutes (Cont'd)

The measurement of originating call usage over FGB ends when the originating FGB first point of switching receives disconnect supervision from either the originating end user's end office, indicating the originating end user has disconnected, or the customer's point of termination, whichever is recognized first by the first point of switching.

For terminating calls over FGB, usage measurement begins when the terminating FGB first point of switching receives answer supervision from the terminating end user's end office, indicating the terminating end user has answered.

The measurement of terminating call usage over FGB ends when the terminating FGB first point of switching receives disconnect supervision from either the terminating end user's end office, indicating the terminating end user has disconnected, or the customer's point of termination, whichever is recognized first by the first point of switching.

FGB access minutes or fractions thereof, the exact value of the fraction being a function of the switch technology where the measurement is made, are accumulated over the billing period for each end office, and are then rounded up to the nearest access minute for each end office.

Assumed minutes are used for FGB services which originate or terminate in end offices not equipped with measurement capabilities and in such cases are the chargeable access minutes.

Transmittal No. 1 – Filed under Special Permission No. 04-026

ACCESS SERVICE

6. Switched Access Service (Cont'd)

6.6 Description and Provision of Feature Group B (FGB) (Cont'd)

6.6.4 Measuring Access Minutes (Cont'd)

Where originating and terminating measurement capability does not exist for Feature Group B provided to the first point of switching, the number of access minutes will be assumed, as set forth in 17.2.4(D) and 18.2.6(D) following, when the trunk is arranged for two way calling.

Where measurement capability exists for either originating or terminating usage, but not both, on a trunk arranged for two way calling, the number of access minutes per trunk per month will be assumed usage, as set forth in 17.2.4(D) and 18.2.6(D) following, or the measured usage, whichever is greater. If the usage in the measured direction exceeds the assumed access minutes per trunk per month, no usage will be assigned in the unmeasured direction. If the measured usage is less than the assumed access minutes per trunk per month, the usage in the unmeasured direction will be the assumed usage, as set forth in 17.2.4 and 18.2.6 following, for that unmeasured direction except that the total of measured and assumed minutes in such instances will not exceed the total assumed usage designated for two way calling set forth in 17.2.4(D) and 18.2.6(D) following. If the total exceeds the assumed minutes set forth in 17.2.4 and 18.2.6 following, the assigned minutes shall be reduced so that the total of measured and unmeasured minutes equals the assumed minutes for two way calling set forth in 17.2.4(D) and 18.2.6(D) following.

Additionally, when the trunk is arranged for one way calling and there is no measurement capability for that direction, assumed originating access minutes, as set forth in 17.2.4(E) and 18.2.6(E) following, will be assigned for originating calling only lines and assumed terminating access minutes, as set forth in 17.2.4(F) and 18.2.6(F) following, will be assigned for terminating calling only lines.

Transmittal No. 1 – Filed under Special Permission No. 04-026

ACCESS SERVICE

6. Switched Access Service (Cont'd)

6.6 Description and Provision of Feature Group B (FGB) (Cont'd)

6.6.4 Measuring Access Minutes (Cont'd)

The following matrix illustrates the application of assumed access minutes for FGB as set forth in 17/18.2.4(D) (E) and (F) following.

<u>Service Ordered As</u>	<u>Can Measure Originating</u>	<u>Can't Measure Originating</u>	<u>Can Measure Terminating</u>	<u>Can't Measure Terminating</u>
Originating Only	Actual	3,132	N/A	N/A
Terminating Only	N/A	N/A	Actual	5,568
Both Originating and Terminating (originating measurement greater than 8700)	Actual	N/A	N/A	0
Both Originating and Terminating (originating measurement equal or less than 8700)	Actual	N/A	Actual	0 to 5568*
Both Originating and Terminating (terminating measurement greater than 8700)	N/A	0	Actual	N/A
Both Originating and Terminating (terminating measurement equal or less than 8700)	N/A	0 to 3132*	Actual	N/A

* Sum of actual and assumed cannot exceed 8700. Reduce assumed minutes of use if necessary.

Transmittal No. 1 – Filed under Special Permission No. 04-026

Issued: April 14, 2004

Effective: April 29, 2004

Vice President, Regulatory and Public Policy
350 South Loop 336 West
Conroe, TX 77304

ACCESS SERVICE

6. Switched Access Service (Cont'd)

6.6 Description and Provision of Feature Group B (FGB) (Cont'd)

6.6.4 Measuring Access Minutes (Cont'd)

Notwithstanding the preceding, when Feature Group B is used for the provision of WATS or WATS-type service where measurement capability exists at the WATS Serving Office but not at the Feature Group B first point of switching, the measured WATS or WATS-type originating and/or terminating minutes of use shall be separately summed and compared to their respective total assumed originating and/or terminating minutes of use. The number of minutes per trunk per month will be the assumed or the measured usage, whichever is greater.

6.6.5 Testing Capabilities

FGB is provided, in the terminating direction where equipment is available, with seven digit access to balance (100 type) test line, milliwatt (102 type) test line, nonsynchronous or synchronous test line, automatic transmission measuring (105 type) test line, data transmission (107 type) test line, loop around test line, short circuit test line and open circuit test line. In addition to the tests described in 6.2.4 preceding which are included with the installation of service (Acceptance Testing) and as ongoing routine testing, Additional Cooperative Acceptance Testing, Additional Automatic Testing, and Additional Manual Testing are available as set forth in 13.3.1 following.

Transmittal No. 1 – Filed under Special Permission No. 04-026

ACCESS SERVICE

6. Switched Access Service (Cont'd)

6.7 Description and Provision of Feature Group C (FGC)

6.7.1 Description

- (A) FGC Access provides trunk side access to Telephone Company end office switches for the customer's use in originating and terminating communications. Originating and terminating FGC Access is available to providers of MTS and WATS. Originating FGC Access is available to all customers when used to provide the Interim NXX Translation optional feature. Terminating FGC access is available to all customers other than providers of MTS and WATS when such access is used in conjunction with the provision of the Interim NXX Translation optional feature, but only for purposes of testing. Existing FGC Access will be converted to Feature Group D Access when Feature Group D Access becomes available in an end office. Special Access Services utilized for connection with FGC at Telephone Company designated WATS Serving Offices as set forth in Section 7. following may be ordered separately by a customer other than the customer which orders the FGC Switched Access Service (i.e., a provider of MTS and WATS) for the provision of WATS Services. Special Access Services are ordered as set forth in 5.2 preceding.

Transmittal No. 1 – Filed under Special Permission No. 04-026

ACCESS SERVICE

6. Switched Access Service (Cont'd)

6.7 Description and Provision of Feature Group C (FGC)

6.7.1 Description (Cont'd)

- (B) Feature Group C switching is provided at all end office switches unless Feature Group D end office switching is provided in the same office. When FGD switching is available, FGC switching will not be provided. FGC is provided at Telephone Company end office switches on a direct trunk basis or via Telephone Company designated access tandem switches. Feature Group C switching is furnished to providers of MTS and WATS. Additionally, originating Feature Group C switching is available to all customers when used to provide the Interim NXX Translation optional feature. Terminating Feature Group C switching is available to all customers who are not MTS and WATS providers only when such terminating access is for purposes of testing Feature Group C facilities provided in conjunction with the Interim NXX Translation optional feature.
- (C) FGC is provided as trunk side switching through the use of end office or access tandem switch trunk equipment. The switch trunk equipment is provided with answer and disconnect supervisory signaling. Wink start start-pulsing signals are provided in all offices where available. In those offices where wink start start-pulsing signals are not available, delay dial start-pulsing signals will be provided, unless immediate dial pulse signaling is provided, in which case no start-pulsing signals are provided.

Transmittal No. 1 – Filed under Special Permission No. 04-026

ACCESS SERVICE

6. Switched Access Service (Cont'd)

6.7 Description and Provision of Feature Group C (FGC) (Cont'd)

6.7.1 Description (Cont'd)

- (D) FGC is provided with multifrequency address signaling.
- (E) No access code is required for FGC switching. The telephone number dialed by the customer's end user shall be a seven or ten digit number for calls in the North American Numbering Plan (NANP). For international calls outside the NANP, a seven to twelve digit number may be dialed. The form of the numbers dialed by the customer's end user is NXX-XXXX, 0 or 1 + NXX-XXXX, NPA + NXX-XXXX, 0 or 1 + NPA + NXX-XXXX, and, when the end office is equipped for International Direct Distance Dialing (IDDD), 01 + CC + NN or 011 + CC + NN.
- (F) FGC switching, when used in the terminating direction, may be used to access valid NXXs in the LATA, time or weather announcement services of the Telephone Company, community information services of an information provider, and other customer's services (by dialing the appropriate codes) when the services can be reached using valid NXX codes. When directly routed to an end office, only those valid NXX codes served by that office may be accessed. When routed through an access tandem, only those valid NXX codes served by offices subtending the access tandem may be accessed. Where measurement capabilities exist, the customer will also be billed additional non-access charges for calls to certain community information services, for which rates are applicable under Telephone Company exchange service tariffs, e.g., 976 (DIAL IT) Network Services. Additionally, non-access charges will also be billed for calls from a FGC trunk to another customer's service in accordance with that customer's applicable service rates when the Telephone Company performs the billing function for that customer.

Transmittal No. 1 – Filed under Special Permission No. 04-026

ACCESS SERVICE

6. Switched Access Service (Cont'd)

6.7 Description and Provision of Feature Group C (FGC) (Cont'd)

6.7.1 Description (Cont'd)

(F) (Cont'd)

Calls in the terminating direction will not be completed to 950-1XXX or 950-OXXX access codes, local operator assistance (0- and 0+), Directory Assistance (411 and 555-1212), service codes 611 and 911. Calls will be completed to Information (NPA-555-1212 or 555-1212) when FGC switching is combined with Information Service. FGC may not be switched, in the terminating direction, to Switched Access Service Feature Groups B, C or D.

(G) The Telephone Company will establish a trunk group or groups for the customer at end office switches or access tandem switches where FGC switching is provided. When required by technical limitations, a separate trunk group will be established for each type of FGC switching arrangement provided. Different types of FGC or other switching arrangements may be combined in a single trunk group at the option of the Telephone Company.

(H) Unless prohibited by technical limitations the providers of MTS and WATS may, at their option, combine Interim NXX Translation traffic in the same trunk group arrangement with their non-Interim NXX Translation traffic. When required by technical considerations, or when provided to a customer other than the provider of MTS and WATS, or at the request of the customer (i.e., provider of MTS and WATS), a separate trunk group will be established for Interim NXX Translation traffic.

(I) Operator Transfer Service may be provided with FGC Switched Access Service at Telephone Company designated Operator Services locations.

The Telephone Company will provide Operator Transfer Service for calls originating from telephone numbers associated with exchange service lines in end offices subtending the Operator Services location. Operator Transfer Service is provided as set forth in 6.9.3 following.

Transmittal No. 1 – Filed under Special Permission No. 04-026

ACCESS SERVICE

6. Switched Access Service (Cont'd)

6.7 Description and Provision of Feature Group C (FGC) (Cont'd)

6.7.1 Description (Cont'd)

- (J) FGC switching is provided with multifrequency address signaling or out of band SS7 Signaling where technically feasible. With multifrequency address signaling and SS7 Signaling, up to 12 digits of the called party number dialed by the customer's end user using dual tone multifrequency or dial pulse address signals will be provided by the Telephone Company equipment to the customer's premises where the Switched Access Service terminates. Such address signals will be subject to the ordinary transmission capabilities of the Local Transport provided.

Transmittal No. 1 – Filed under Special Permission No. 04-026

Issued: April 14, 2004

Effective: April 29, 2004

Vice President, Regulatory and Public Policy
350 South Loop 336 West
Conroe, TX 77304

ACCESS SERVICE

6. Switched Access Service (Cont'd)

6.7 Description and Provision of Feature Group C (FGC) (Cont'd)

6.7.2 Optional Features

Following are descriptions of the various nonchargeable and chargeable optional features that are available in lieu of, or in addition to, the standard features provided with Feature Group C. Nonchargeable optional features are provided as Common Switching, Transport Termination and Local Transport options as set forth in (A) through (C) following. Chargeable optional features are set forth in (D) following.

(A) Common Switching Options

Descriptions of the common switching optional features are set forth in 6.8 following.

- (1) Automatic Number Identification (ANI)
- (2) Signaling Options
 - (a) Delay Dial Start-Pulsing Signaling
 - (b) Immediate Dial Pulse Address Signaling
 - (c) Dial Pulse Address Signaling
- (3) Service Class Routing
- (4) Alternate Traffic Routing
- (5) Trunk Access Limitation
- (6) Band Advance Arrangement Associated with Special Access Service Utilized in the Provision of WATS Service
- (7) End Office End User Line Service Screening for Use with Special Access Service Utilized in the Provision of WATS Service
- (8) Hunt Group Arrangement for Use with Special Access Service Utilized in the Provision of WATS Service.

Transmittal No. 1 – Filed under Special Permission No. 04-026

ACCESS SERVICE

6. Switched Access Service (Cont'd)

6.7 Description and Provision of Feature Group C (FGC) (Cont'd)

6.7.2 Optional Features (Cont'd)

(A) Common Switching Options (Cont'd)

(9) Uniform Call Distribution Arrangement for Use with Special Access Service Utilized in the Provision of WATS Services

(10) Nonhunting Number Associated with a Hunt Group Arrangement or Uniform Call Distribution Arrangement for Use with Special Access Service Utilized in the Provision of WATS Services

(B) Transport Termination Options

Operator Trunk - Coin, Non-Coin, or Combined Coin and Non-Coin

The Operator Trunk option is set forth in 6.8.2(B) following.

(C) Local Transport Options

(1) Supervisory Signaling

The Supervisory Signaling optional feature, due to its technical nature, is set forth in 15.1.1 following.

(2) Signaling System 7 (SS7)

The SS7 optional feature allows the customer to receive signals for out of band call set up and is available with Feature Group C. This option requires the establishment of a signaling connection between the customer's designated premises/SPOI and a Signaling Transfer Point (STP).

Transmittal No. 1 – Filed under Special Permission No. 04-026

ACCESS SERVICE

6. Switched Access Service (Cont'd)

6.7 Description and Provision of Feature Group C (FGC) (Cont'd)

6.7.2 Optional Features (Cont'd)

(C) Local Transport Options (Cont'd)

(2) Signaling System 7 (SS7) (Cont'd)

SS7 is provided in both the originating and terminating direction on FGC and each signaling connection is provisioned for two way SS7 Signaling information.

The SS7 optional feature is only available where designed in Tariff F.C.C. No. 4 to providers of MTS and WATS for all traffic and to all other customers for originating calls to 800 numbers.

(3) Multifrequency Address Signaling

(4) Calling Party Number

(5) Charge Number Parameter

(D) Chargeable Optional Features

Interim NXX Translation

The Interim NXX Translation Optional Feature is set forth in 6.8.3 following.

Transmittal No. 1 – Filed under Special Permission No. 04-026

ACCESS SERVICE

6. Switched Access Service (Cont'd)

6.7 Description and Provision of Feature Group C (FGC) (Cont'd)

6.7.3 Design and Traffic Routing

For Feature Group C, the Telephone Company shall design and determine the routing of Switched Access Service. Additionally, for Tandem Switched Transport, the Telephone Company will design and determine the routing from the first point of switching to the end office. The Telephone Company shall also decide if capacity is to be provided by originating only, terminating only, or two-way trunk groups. Finally, the Telephone Company will decide whether trunk side access will be provided through the use of two-wire or four-wire trunk terminating equipment.

Selection of facilities and equipment and traffic routing of the service are based on standard engineering methods, available facilities and equipment and actual traffic patterns.

Transmittal No. 1 – Filed under Special Permission No. 04-026

Issued: April 14, 2004

Effective: April 29, 2004

Vice President, Regulatory and Public Policy
350 South Loop 336 West
Conroe, TX 77304

ACCESS SERVICE

6. Switched Access Service (Cont'd)

6.7 Description and Provision of Feature Group C (FGC) (Cont'd)

6.7.4 Measuring Access Minutes

Customer traffic to end offices will be measured (i.e., recorded) by the Telephone Company at end office switches or access tandem switches. Originating and terminating calls will be measured or imputed by the Telephone Company to determine the basis for computing chargeable access minutes. In the event the customer message detail is not available because the Telephone Company lost or damaged tapes or incurred recording system outages, the Telephone Company will estimate the volume of lost customer access minutes of use based on previously known values.

For terminating calls over FGC to 800, the measured minutes are the chargeable access minutes. For originating calls over FGC, chargeable originating access minutes are derived from recorded minutes in the following manner:

Step 1: Obtain recorded originating minutes and messages, sourcing from the appropriate recording data.

Step 2: Obtain the total attempts by dividing the originating measured messages by the completion ratio. Completion ratios (CR) are obtained separately for the major call categories such as DDD, operator, 800, 900, directory assistance and international from a sample study which analyzes the ultimate completion status of the total attempts which receive acknowledgement from the customer. That is, Measured Messages divided by Completion Ratio equals Total Attempts.

Transmittal No. 1 – Filed under Special Permission No. 04-026

ACCESS SERVICE

6. Switched Access Service (Cont'd)

6.7 Description and Provision of Feature Group C (FGC) (Cont'd)

6.7.4 Measuring Access Minutes (Cont'd)

Step 3: Obtain the total non-conversation time additive (NCTA) by multiplying the total attempts (obtained in Step 2) by the NCTA per attempt ratio. The NCTA per attempt ratio is obtained from the sample study identified in Step 2 by measuring the non-conversation time associated with both completed and incompleting attempts. The total NCTA is the time on a completed attempt from customer acknowledgement of receipt of call to called party answer (set up and ringing) plus the time on an incompleting attempt from customer acknowledgement of call until the access tandem or end office receives a disconnect signal (ring - no answer, busy or network blockage). That is, Total Attempts times Non-Conversation Time per Attempt Ratio equals Total NCTA.

Step 4: Obtain total chargeable originating access minutes by adding the total NCTA (obtained in Step 3) to the recorded originating measured minutes (obtained in Step 1). That is, Measured Minutes plus NCTA equals Chargeable Originating Access Minutes.

Transmittal No. 1 – Filed under Special Permission No. 04-026

ACCESS SERVICE

6. Switched Access Service (Cont'd)

6.7 Description and Provision of Feature Group C (FGC) (Cont'd)

6.7.4 Measuring Access Minutes (Cont'd)

Following is an example which illustrates how the chargeable originating access minutes are derived from the measured originating minutes using this formula.

Where: Measured Minutes (M. Min.) = 7,000

Measured Messages (M. Mes.) = 1,000

Completion Ratio (CR) = .75

NCTA per Attempt = .4

$$(1) \quad \text{Total Attempts} = \frac{1,000(\text{M. Mes.})}{.75 (\text{CR})} = 1,333.3$$

$$(2) \quad \text{Total NCTA} = .4 (\text{NCTA per Attempt}) \times 1,333.33 = 533.33$$

$$(3) \quad \text{Total Chargeable Originating Access Minutes} = 7,000(\text{M. Min}) + 533.33(\text{NCTA}) = 7,533.33$$

FGC access minutes or fractions thereof, the exact value of the fraction being a function of the switch technology where the measurement is made, are accumulated over the billing period for each end office, and are then rounded up to the nearest access minute for each end office.

Originating Usage

For originating calls over FGC, usage measurement begins when the originating FGC first point of switching receives answer supervision from the customer's point of termination, indicating the called party has answered.

For originating calls over FGC provided with Signaling System 7 (SS7) Signaling when the FGC end office is not routed through an access tandem for connection to the customer, usage measurement begins when the SS7 Initial Address Message is sent from the Service Switching Point (SSP) to the Service Transfer Point (STP).

For originating calls over FGC provided with Signaling System 7 (SS7) Signaling when the FGC end office is routed through a tandem for connection to the customer, usage measurement begins when the FGC end office receives the SS7 Exit Message from the tandem.

Transmittal No. 1 – Filed under Special Permission No. 04-026

ACCESS SERVICE

6. Switched Access Service (Cont'd)

6.7 Description and Provision of Feature Group C (FGC) (Cont'd)

6.7.4 Measuring Access Minutes (Cont'd)

Originating Usage (Cont'd)

The measurement of originating call usage over FGC provided with Multifrequency Signaling ends when the originating FGC first point of switching receives disconnect supervision from either the originating end user's end office, indicating the originating end user has disconnected, or the customer's point of termination, whichever is recognized first by the first point of switching.

The measurement of originating call usage over FGC provided with SS7 Signaling ends when the originating FGC end office receives an SS7 Release Message indicating either the originating or terminating end user has disconnected.

Terminating Usage

For terminating calls over FGC the chargeable access minutes are either measured or imputed. For terminating calls over FGC where measurement capability does not exist, terminating usage is imputed from originating usage, excluding usage from calls to closed end services.

For terminating calls over FGC provided with Multifrequency Signaling, where measurement capability exists, the measurement of chargeable access minutes begins when the terminating FGC first point of switching receives answer supervision from the terminating end user's end office, indicating the terminating end user has answered. This measurement ends when the terminating FGC first point of switching receives an on-hook supervisory signal from the terminating end user's end office, indicating the terminating end user has disconnected, or the customer's point of termination, whichever is recognized first by the first point of switching.

For terminating calls over FGC with SS7 Signaling, usage measurement begins when the terminating recording switch receives answer supervision from the terminating end user. The Telephone Company switch receives answer supervision and sends the indication to the customer in the form of an answer message. The measurement of terminating FGC call usage ends when the entry switch receives or sends Release Message, whichever occurs first.

Transmittal No. 1 – Filed under Special Permission No. 04-026

ACCESS SERVICE

6. Switched Access Service (Cont'd)

6.7 Description and Provision of Feature Group C (FGC) (Cont'd)

6.7.5 Design Blocking Probability

The Telephone Company will design the facilities used in the provision of Switched Access Service FGC to meet the blocking probability criteria as set forth in (A) and (B) following.

- (A) For Feature Group C, the design blocking objective will be no greater than one percent (.01) between the point of termination at the customer's designated premises and the first point of switching when traffic is directly routed without an alternate route. Standard traffic engineering methods will be used by the Telephone Company to determine the number of transmission paths required to achieve this level of blocking.
- (B) The Telephone Company will perform routine measurement functions to assure that an adequate number of transmission paths are in service. The Telephone Company will recommend that additional capacity (i.e., busy hour minutes of capacity) be ordered by the customer when additional paths are required to reduce the measured blocking to the designed blocking level. For the capacity ordered, the design blocking objective is assumed to have been met if the routine measurements show that the measured blocking does not exceed the threshold listed in the following tables.

Transmittal No. 1 – Filed under Special Permission No. 04-026

ACCESS SERVICE

6. Switched Access Service (Cont'd)

6.7 Description and Provision of Feature Group C (FGC) (Cont'd)

6.7.5 Design Blocking Probability (Cont'd)

(B) (Cont'd)

- (1) For transmission paths carrying only first routed traffic direct between an end office and customer's designated premises without an alternate route, and for paths carrying only overflow traffic, the measured blocking thresholds are as follows:

Number of Transmission Paths Per Trunk Group	Measured Blocking Thresholds in the Time Consistent Busy Hour for the Number of Measurements Taken Between 8:00 a.m. and 11:00 p.m.			
	<u>Per Trunk Group</u>			
	15-20 Measurements	11-14 Measurements	7-10 Measurements	3-6 Measurements
2	7%	8%	9%	14%
3	5%	6%	7%	9%
4	5%	6%	7%	8%
5-6	4%	5%	6%	7%
7 or more	3%	3.5%	4%	6%

- (2) For transmission paths carrying first routed traffic between an end office and customer's premises via an access tandem, the measured blocking thresholds are as follows:

Number of Transmission Paths Per Trunk Group	Measured Blocking Thresholds in the Time Consistent Busy Hour for the Number of Measurements Taken Between 8:00 a.m. and 11:00 p.m.			
	<u>Per Trunk Group</u>			
	15-20 Measurements	11-14 Measurements	7-10 Measurements	3-6 Measurements
2	4.5%	5.5%	6.0%	9.5%
3	3.5%	4.0%	4.5%	6.0%
4	3.5%	4.0%	4.5%	5.5%
5-6	2.5%	.5%	4.0%	4.5%
7 or more	2.0%	2.5%	3.0%	4.0%

Transmittal No. 1 – Filed under Special Permission No. 04-026

ACCESS SERVICE

6. Switched Access Service (Cont'd)

6.7 Description and Provision of Feature Group C (FGC) (Cont'd)

6.7.6 Testing Capabilities

FGC is provided, in the terminating direction where equipment is available, with seven digit access to balance (100 type) test line, milliwatt (102 type) test line, nonsynchronous or synchronous test line, automatic transmission measuring (105 type) test line, data transmission (107 type) test line, loop around test line, short circuit test line and open circuit test line. In addition to the tests described in 6.2.4 preceding which are included with the installation of service (Acceptance Testing) and as ongoing routine testing, Additional Cooperative Acceptance Testing, Additional Automatic Testing and Additional Manual Testing are available as set forth in 13.3.1 following.

Transmittal No. 1 – Filed under Special Permission No. 04-026

ACCESS SERVICE

6. Switched Access Service (Cont'd)

6.8 Description and Provision of Feature Group D (FGD)

6.8.1 Description

- (A) FGD Access, which is available to all customers, provides trunk side access to Telephone Company end office switches. Special Access Services utilized for connection with FGD at Telephone Company designated WATS Serving offices as set forth in Section 7. following may be ordered separately by a customer other than the customer which orders the FGD Switched Access Service for the provision of WATS or WATS-type services. Special Access Services are ordered as set forth in 5.2 preceding.
- (B) FGD is provided at Telephone Company designated end office switches whether routed directly or via Telephone company designated electronic access tandem switches.
- (C) FGD is provided as trunk side switching through the use of end office or access tandem switch trunk equipment. The switch trunk equipment is provided with wink start start-pulsing signals and answer and disconnect supervisory signaling.
- (D) FGD switching is provided with multifrequency address signaling or out of band SS7 Signaling. With multifrequency address signaling and SS7 signaling, up to 12 digits of the called party number dialed by the customer's end user using dual tone multifrequency or dial pulse address signals will be provided by Telephone Company equipment to the customer's premises where the Switched Access Service terminates. Such address signals will be subject to the ordinary transmission capabilities of the Local Transport provided.

Transmittal No. 1 – Filed under Special Permission No. 04-026

ACCESS SERVICE

6. Switched Access Service (Cont'd)

6.8 Description and Provision of Feature Group D (FGD)

6.8.1 Description (Cont'd)

- (E) FGD switching, when used in the terminating direction, may be used to access valid NXXs in the LATA, time or weather announcement services of the Telephone Company, community information services of an information service provider, and other customers' services (by dialing the appropriate codes) when such services can be reached using valid NXX codes. When directly routed to an end office, only those valid NXX codes served by that office may be accessed. When routed through an access tandem, only those valid NXX codes served by end offices subtending the access tandem may be accessed. The customer will also be billed additional non-access charges for calls to certain community information services, for which rates are applicable under Telephone Company exchange service tariffs, e.g., 976 (DIAL-IT) Network Service. Additionally, non-access charges will also be billed for calls from a FGD trunk to another customer's service in accordance with that customer's applicable service rates when the Telephone Company performs the billing function for that customer. Calls in the terminating direction will not be completed to 950-1XXX or 950-0XXX access codes, local operator assistance (0- and 0+), Directory Assistance (411 and 555-1212), service codes 611 and 911 and 1010XXX access codes. Calls will be completed to Directory Assistance (NPA-555-1212 or 555-1212) when FGD switching is combined with Directory Assistance switching. The combination of FGD Switched Access Service with DA Service is provided as set forth in Section 9. following. FGD may not be switched, in the terminating direction, to Switched Access Service Feature Groups B, C or D.

Transmittal No. 1 – Filed under Special Permission No. 04-026

ACCESS SERVICE

6. Switched Access Service (Cont'd)

6.8 Description and Provision of Feature Group D (FGD) (Cont'd)

6.8.1 Description (Cont'd)

- (F) The Telephone Company will establish a trunk group or groups for the customer at end office switches or access tandem switches where FGD switching is provided. When required by technical limitations, a separate trunk group will be established for each type of FGD switching arrangement provided. Different types of FGD or other switching arrangements may be combined in a single trunk group at the option of the Telephone Company.
- (G) The access code for FGD switching is a uniform access code of the form 1010XXX. A uniform access code(s) will be the assigned number of all FGD access provided to the customer by the Telephone company. No access code is required for calls to a customer over FGD Switched Access Service if the end user's telephone exchange service is arranged for presubscription to that customer, as set forth in 13.4 following.

Where no access code is required, the number dialed by the customer's end user shall be a seven or ten digit number for calls in the North American Numbering Plan (NANP). For international calls outside the NANP, a seven to twelve digit number may be dialed. The form of the numbers dialed by the customer's end user is NXX-XXXX, 0 or 1 + NXX-XXXX, and, NPA + NXX-XXXX, 0 or 1 + NPA + NXX-XXXX, and, when the end office is equipped for International Direct Distance Dialing (IDDD), 01 + CC + NN or 011 + CC + NN.

When the 1010XXX access code is used, FGD switching also provides for dialing the digit 0 for access to the customer's operator, 911 for access to the Telephone Company's emergency reporting service, or the end-of-dialing digit (#) for cut-through access to the customer designated premises.

Transmittal No. 1 – Filed under Special Permission No. 04-026

ACCESS SERVICE

6. Switched Access Service (Cont'd)

6.8 Description and Provision of Feature Group D (FGD) (Cont'd)

6.8.1 Description (Cont'd)

- (H) FGD switching will be arranged to accept calls from telephone exchange service locations without the need for dialing the 1010XXX uniform access code. Each telephone exchange service line may be marked with a code to identify which 1010XXX code its calls will be directed to for interLATA service.
- (I) Unless prohibited by technical limitations, the customer's Interim NXX Translation traffic may, at the option of the customer, be combined in the same trunk group arrangement with the customer's non-Interim NXX Translation traffic. When required by technical limitations, or at the request of the customer, a separate trunk group will be established for Interim NXX Translation traffic.
- (J) When a customer has had FGB access in an end office and subsequently replaces the FGB access with FGD access, at the mutual agreement of the customer and the Telephone Company, the Telephone Company will direct calls dialed by the customer's end users using the customer's previous FGB access code to the customer's FGD access service. The customer must be prepared to handle normally dialed FGD calls, as well as calls dialed with the FGB access code which requires the customer to receive additional address signaling from the end user. Such calls will be rated as FGD. The Telephone Company may, with 90 days written notice to the customer, discontinue this arrangement.
- (K) Operator Transfer Service (forwarding of 0- calls) may be provided with FGD Switched Access Service at Telephone Company designated Operator Service locations. The Telephone Company will provide Operator Transfer Service for calls originating from telephone numbers Associated with exchange service lines in end offices Subtending the Operator Services location. Operator Transfer Service is provided as set forth in 6.9.3 following.

Transmittal No. 1 – Filed under Special Permission No. 04-026

ACCESS SERVICE

6. Switched Access Service (Cont'd)

6.8 Description and Provision of Feature Group D (FGD) (Cont'd)

6.8.2 Optional Features

Following are the various nonchargeable and chargeable optional features that are available in lieu of, or in addition to, the standard features provided with Feature Group D. Nonchargeable Optional Features are provided as Common Switching, Transport Termination and Local Transport options as set forth in (A) through (C) following. Chargeable optional features are set forth in (D) following.

(A) Common Switching Options

Descriptions of the common switching optional features are set forth in 6.10 following.

- (1) Automatic Number Identification (ANI)
- (2) Service Class Routing
- (3) Alternate Traffic Routing
- (4) Trunk Access Limitation
- (5) International Carrier Option
- (6) Band Advance Arrangement for Use with Special Access Service Utilized in the Provision of WATS or WATS-Type Services
- (7) End Office End User Line Service Screening for Use with Special Access Service Utilized in the Provision of WATS or WATS-Type Services
- (8) Hunt Group Arrangement for Use with Special Access Service Utilized in the Provision of WATS or WATS-Type Services

Transmittal No. 1 – Filed under Special Permission No. 04-026

ACCESS SERVICE

6. Switched Access Service (Cont'd)

6.8 Description and Provision of Feature Group D (FGD) (Cont'd)

6.8.2 Optional Features (Cont'd)

(A) Common Switching Options (Cont'd)

Uniform Call Distribution Arrangement for Use with Special Access Service Utilized in the Provision of WATS or WATS-Type Services

Nonhunting Number Associated with Hunt Group Arrangement or Uniform Call Distribution Arrangement for Use with Special Access Service Utilized in the Provision of WATS or WATS-Type Services

(B) Transport Termination Options

(1) Operator Trunk - Full Feature

The Operator Trunk optional feature is set forth in 6.9.2(C) following.

(C) Local Transport Options

(1) Supervisory Signaling

The Supervisory Signaling optional feature, due to its technical nature, is set forth in 15.1.1 following.

(2) Signaling System 7 (SS7)

The SS7 optional feature allows the customer to send and receive signals for out of band call set up and is available with Feature Group D. This option requires the establishment of a signaling connection between the customer's designated premises/Signaling Point of Interface and a Telephone Company's Signaling Transfer Point (STP).

Transmittal No. 1 – Filed under Special Permission No. 04-026

ACCESS SERVICE

6. Switched Access Service (Cont'd)

6.8 Description and Provision of Feature Group D (FGD) (Cont'd)

6.8.2 Optional Features (Cont'd)

(C) Local Transport Options (Cont'd)

(2) Signaling System 7 (SS7) (Cont'd)

SS7 is provided in both the originating and terminating direction on FGD and each signaling connection is provisioned for two way SS7 Signaling

(3) Multifrequency Address Signaling

(4) Calling Party Number (CPN) Parameter

(5) Charge Number Parameter (CNP)

(6) Carrier Selection Parameter (CSP)

(D) Chargeable Optional Features

(1) Interim NXX Translation

The Interim NXX Translation Optional Feature is set forth In 6.9.3 following.

(2) Flexible Automatic Number Identification (Flex ANI)

The Flex ANI optional feature is provided as set forth in 6.9.3 following.

6.8.3 Design and Traffic Routing

For Feature Group D, the Telephone Company shall design and determine the routing of Tandem Switched Access Transport Service, including the selection of the first point of switching and the selection of facilities from the interface to any switching point and to the end offices where busy hour minutes of capacity are ordered. The Telephone Company shall also decide if capacity is to be provided by originating only, terminating only, or two-way trunk groups. Finally, the Telephone Company will decide whether trunk side access will be provided through the use of two-wire or four-wire trunk terminating equipment.

Transmittal No. 1 – Filed under Special Permission No. 04-026

ACCESS SERVICE

6. Switched Access Service (Cont'd)

6.8 Description and Provision of Feature Group D (FGD) (Cont'd)

6.8.3 Design and Traffic Routing (Cont'd)

For Feature Group D Direct-Trunked Transport Service, the Telephone Company will determine the routing of switched access service from the point of interface to the first point of switching or, if the customer specified one or more hub locations for multiplexing, from the point of interface to the hub location, from one hub location to another hub location, and/or from a hub location to the first point of switching.

Selection of facilities and equipment and traffic routing of the service are based on standard engineering methods, available facilities and equipment and actual traffic patterns.

6.8.4 Measuring Access Minutes

Customer traffic to end offices will be recorded at end office switches or access tandem switches. Originating and terminating calls will be measured or imputed to determine the basis for computing chargeable access minutes. In the event the customer message detail is not available because the Telephone Company lost or damaged tapes or incurred recording system outages, the Telephone Company will estimate the volume of lost customer access minutes or use based on previously known values.

Originating Usage

For originating calls over FGD the measured minutes are the chargeable access minutes.

For originating calls over FGD, provided with Multifrequency Signaling, usage measurement begins when the originating FGD first point of switching receives the first wink supervisory signal forwarded from the customer's point of termination

Transmittal No. 1 – Filed under Special Permission No. 04-026

ACCESS SERVICE

6. Switched Access Service (Cont'd)

6.8 Description and Provision of Feature Group D (FGD) (Cont'd)

6.8.4 Measuring Access Minutes (Cont'd)

Originating Usage (Cont'd)

For originating calls over FGD provided with Signaling System 7 (SS7) Signaling when the FGD end office is not routed through an access tandem for connection to the customer, usage measurement begins when the SS7 Initial Address Message is sent from the Service Switching Point (SSP) to the Service Transfer Point (STP).

For originating calls over FGD provided with the Signaling System 7 (SS7) Signaling when the FGD end office is routed through a tandem for connection to the customer, usage measurement begins when the FGD end office receives the SS7 Exit Message from the tandem.

The measurement of originating call usage over FGD, provided with Multifrequency Signaling, ends when the originating FGD first point of switching receives disconnect supervision from either the originating end user's end office, indicated the originating end user has disconnected, or the customer's point of termination, whichever is recognized first by the first point of switching.

The measurement of originating call usage over FGD provided with SS7 Signaling ends when the originating FGD end office receives an SS7 Release Message indicating either the originating or terminating end user has disconnected.

Transmittal No. 1 – Filed under Special Permission No. 04-026

ACCESS SERVICE

6. Switched Access Service (Cont'd)

6.8 Description and Provision of Feature Group D (FGD) (Cont'd)

6.8.4 Measuring Access Minutes (Cont'd)

Terminating Usage

For terminating calls over FGD the chargeable access minutes are either measured or imputed. For terminating calls over FGD, provided with Multifrequency Signaling, where measurement capability exists, the measurement of chargeable access minutes begins when the terminating FGD first point of switching receives answer supervision from the terminating end user's end office, indicating the terminating end user has answered. This measurement ends when the terminating FGD first point of switching receives disconnect supervision from either the terminating end user's end office, indicating the terminating end user has disconnected, or the customer's point of termination, whichever is recognized first by the first point of switching.

For terminating calls over FGD, where measurement capability does not exist, terminating FGD usage is imputed from originating usage, excluding usage from calls to closed end services, whichever occurs first.

Transmittal No. 1 – Filed under Special Permission No. 04-026

ACCESS SERVICE

6. Switched Access Service (Cont'd)

6.8 Description and Provision of Feature Group D (FGD) (Cont'd)

6.8.5 Design Blocking Probability

The Telephone Company will design the facilities used in the provision of Switched Access Service FGD to meet the blocking probability criteria as set forth in (A) and (B) following.

- (A) For Feature Group D, the design blocking objective will be no greater than one percent (.01) between the point of termination at the customer's designated premises and the end office switch, whether the traffic is directly routed without an alternate route or routed via an access tandem. Standard traffic engineering methods as set forth in reference document Telecommunications Transmission Engineering - Volume 3 - Networks and Services (Chapters 6-7) will be used by the Telephone company to determine the number of transmission paths required to achieve this level of blocking.
- (B) The Telephone Company will perform routine measurement functions to assure that an adequate number of transmission paths are in service. The Telephone Company will recommend that additional capacity (i.e., busy hour minutes of capacity or trunks) be ordered by the customer when additional paths are required to reduce the measured blocking to the designed blocking level. For the capacity ordered, the design blocking objective is assumed to have been met if the routine measurements show that the measured blocking does not exceed the threshold listed in the following tables.

Transmittal No. 1 – Filed under Special Permission No. 04-026

ACCESS SERVICE

6. Switched Access Service (Cont'd)

6.8 Description and Provision of Feature Group D (FGD) (Cont'd)

6.8.5 Design Blocking Probability (Cont'd)

(B) (Cont'd)

- (1) For transmission paths carrying only first routed traffic direct between an end office and customer's designated premises without an alternate route, and for paths carrying only overflow traffic, the measured blocking thresholds are as follows:

Number of Transmission Paths Per Trunk Group	Measured Blocking Thresholds in the Time Consistent Busy Hour for the Number of Measurements Taken Between 8:00 a.m. and 11:00 p.m.			
	<u>Per Trunk Group</u>			
	15-20 Measurements	11-14 Measurements	7-10 Measurements	3-6 Measurements
2	7%	8.0%	9%	14.0%
3	5%	6.0%	7%	9.0%
4	5%	6.0%	7%	8.0%
5-6	4%	5.0%	6%	7.0%
7 or more	3%	3.5%	4%	6.0%

For transmission paths carrying first routed traffic between an end office and customer's premises via an access tandem, the measured blocking thresholds are as follows:

Number of Transmission Paths Per Trunk Group	Measured Blocking Thresholds in the Time Consistent Busy Hour for the Number of Measurements Taken Between 8:00 a.m. and 11:00 p.m.			
	<u>Per Trunk Group</u>			
	15-20 Measurements	11-14 Measurements	7-10 Measurements	3-6 Measurements
2	4.5%	5.5%	6.0%	9.5%
3	3.5%	4.0%	4.5%	6.0%
4	3.5%	4.0%	4.5%	5.5%
5-6	2.5%	3.5%	4.0%	4.5%
7 or more	2.0%	2.5%	3.0%	4.0%

Transmittal No. 1 – Filed under Special Permission No. 04-026

ACCESS SERVICE

6. Switched Access Service (Cont'd)

6.8 Description and Provision of Feature Group D (FGD) (Cont'd)

6.8.6 Network Blocking Charge

The customer will be notified by the Telephone Company to increase its capacity (busy hour minutes of capacity or quantities of trunks) when excessive trunk group blocking occurs on groups carrying Feature Group D traffic and the measured access minutes for that hour exceed the capacity purchased. Excessive trunk group blocking occurs when the blocking thresholds stated below are exceeded. They are predicated on time consistent, hourly measurements over a 30 day period excluding Saturdays, Sundays and national holidays. If the order for additional capacity has not been received by the Telephone Company within 15 days of the notification, the Telephone Company will bill the customer, at the rate set forth in 17.2.2 and 18.2.2 following, for each overflow in excess of the blocking threshold when (1) the average "30 day period" overflow exceeds the threshold level for any particular hour and (2) the "30 day period" measured average originating or two-way usage for the same clock hour exceeds the capacity purchased.

<u>Blocking Thresholds</u>		
<u>Trunks in Service</u>	<u>1%</u>	<u>1/2%</u>
1-2	7.0%	4.5%
3-4	5.0%	3.5%
5-6	4.0%	2.5%
7 or greater	3.0%	2.0%

The 1% blocking threshold is for transmission paths carrying traffic direct (without an alternate route) between an end office and a customer's premises. The 1/2% blocking threshold is for transmission paths carrying first routed traffic between an end office and a customer's premises via an access tandem.

Transmittal No. 1 – Filed under Special Permission No. 04-026

ACCESS SERVICE

6. Switched Access Service (Cont'd)

6.8 Description and Provision of Feature Group D (FGD) (Cont'd)

6.8.7 Testing Capabilities

FGD is provided, in the terminating direction where equipment is available, with seven digit access to balance (100 type) test line, milliwatt (102 type) test line, nonsynchronous or synchronous test line, automatic transmission measuring (105 type) test line, data transmission (107 type) test line, loop around test line, short circuit test line and open circuit test line. In addition to the tests described in 6.2.4 preceding, which are included with the installation of service (Acceptance Testing) and as ongoing routine testing, Additional Cooperative Acceptance Testing, Additional Automatic Testing and Additional Manual Testing, are available as set forth in 13.3.1 following.

When SS7 Signaling is ordered, network compatibility and other testing will be performed cooperatively by the Telephone Company and the customer as specified in Technical Reference TR-TSV-000905.

Transmittal No. 1 – Filed under Special Permission No. 04-026

ACCESS SERVICE

6. Switched Access Service (Cont'd)

6.9 Common Switching, Transport Termination, Interim NXX Translation and Operator Transfer Service Optional Features

Following are descriptions of the various optional features that are available in lieu of, or in addition to, the standard features provided with the Feature Groups. They are provided as Common Switching, Transport Termination, Interim NXX Translation or Operator Transfer Service options.

Transmittal No. 1 – Filed under Special Permission No. 04-026

Issued: April 14, 2004

Effective: April 29, 2004

Vice President, Regulatory and Public Policy
350 South Loop 336 West
Conroe, TX 77304

ACCESS SERVICE

6. Switched Access Service (Cont'd)

6.9 Common Switching, Transport Termination, Interim NXX Translation and Operator Transfer Service Optional Features (Cont'd)

6.9.1 Common Switching Nonchargeable Optional Features

The following table shows the Feature Groups with which the optional features are available.

<u>Option</u>	<u>Available Feature Groups</u>			
	<u>A</u>	<u>B</u>	<u>C</u>	<u>D</u>
A) Call Denial on Line or Hunt Group	X			
B) Service Code Denial on Line or Hunt Group	X			
C) Hunt Group Arrangement	X			
D) Uniform Call Distribution Arrangement	X			
E) Nonhunting Number for Use with Hunt Group or Uniform Call Distribution Arrangement	X			
F) Automatic Number Identification (ANI)		X	X	X
G) Up to 7 Digit Outpulsing of Access Digits to Customer	X			
H) Delay Dial Start-Pulsing Signaling			X	
I) Immediate Dial Pulse Address Signaling			X	
J) Dial Pulse Address Signaling			X	
K) Service Class Routing			X	X
L) Alternate Traffic Routing		X	X	X
M) Trunk Access Limitation		X		
N) International Carrier Option				X
O) Band Advance Arrangement for Use with Special Access Service Utilized in the Provision of WATS or WATS-Type Services	X	X	X	X
P) End Office End User Line Service Screening for Use with Special Access Service Utilized in the Provision of WATS or WATS-Type Services		X	X	
Q) Hunt Group Arrangement for Use with Special Access Service Utilized in the Provision of WATS or WATS-Type Services	X	X	X	X
R) Uniform Call Distribution Arrangement for Use with Special Access Service Utilized in the Provision of WATS or WATS-Type Services	X	X	X	X
S) Nonhunting Number Associated with Hunt Group Arrangement or Uniform Call Distribution Arrangement for Use with Special Access Service Utilized in the Provision of WATS or WATS-Type Services	X	X	X	X
T) International Blocking	X	X	X	X

Transmittal No. 1 – Filed under Special Permission No. 04-026

ACCESS SERVICE

6. Switched Access Service (Cont'd)

6.9 Common Switching, Transport Termination, Interim NXX Translation and Operator Transfer Service Optional Features (Cont'd)

6.9.1 Common Switching Nonchargeable Optional Features

The following table shows the Feature Groups with which the optional features are available.

<u>Option</u>		<u>Available Feature Groups</u>			
		<u>A</u>	<u>B</u>	<u>C</u>	<u>D</u>
U)	Multifrequency Address Signaling			X	X
V)	Signaling System 7 (SS7) Signaling			X	X
W)	Calling Party Number (CPN)			X	X
X)	Charge Number Parameter (CNP)			X	X
Y)	Carrier Selection Parameter (CSP)				X

Transmittal No. 1 – Filed under Special Permission No. 04-026

ACCESS SERVICE

6. Switched Access Service (Cont'd)

6.9 Common Switching, Transport Termination, Interim NXX Translation and Operator Transfer Service Optional Features (Cont'd)

6.9.1 Common Switching Nonchargeable Optional Features (Cont'd)

(A) Call Denial on Line or Hunt Group

This option allows for the screening of terminating Feature Group A calls. There are two screening arrangements available with this option as follows:

- (1) Limiting terminating calls for completion to only 411 or 555-1212 whichever is available, 611, 911, 800 and a Telephone Company specified set of NXXs within the Telephone Company local exchange calling area of the dial tone office in which the arrangement is provided or,
- (2) Limiting terminating calls to completion to only the NXXs associated with all end offices in the LATA, i.e., the call cannot be further switched or routed out of the LATA nor will calls be completed to 411 or 555-1212 whichever is available, 611, 911 or 800. All other calls are routed to a reorder tone or recorded announcement. Arrangements 1 and 2 are provided where available. This feature is available with Feature Group A.

(B) Service Code Denial on Line or Hunt Group

This option allows for the screening of terminating calls within the LATA, and for disallowing completion of calls to 0-, 555 and N11 (e.g., 411, 611, and 911). This feature is provided where available in all Telephone Company end offices. It is available with Feature Group A.

Transmittal No. 1 – Filed under Special Permission No. 04-026

ACCESS SERVICE

6. Switched Access Service (Cont'd)

6.9 Common Switching, Transport Termination, Interim NXX Translation and Operator Transfer Service Optional Features (Cont'd)

6.9.1 Common Switching Nonchargeable Optional Features (Cont'd)

(C) Hunt Group Arrangement

This option provides the ability to sequentially access one of two or more line side connections in the originating direction, when the access code of the line group is dialed. This feature is provided in all Telephone Company end offices. It is available with Feature Group A. All Feature Group A access services in the same hunt group must provide off-hook supervisory signaling from the same point in time in the call sequence i.e., all off-hook supervisory signals must either be provided by the customer's equipment before the called party answers or all must be forwarded by the customer's equipment when the called party answers.

(D) Uniform Call Distribution Arrangement

This option provides a type of multiline hunting arrangement which provides for an even distribution of calls among the available lines in a hunt group. Where available, this feature is provided in Telephone Company electronic end offices only. It is available with Feature Group A.

(E) Nonhunting Number for Use with Hunt Group or Uniform Call Distribution Arrangement

This option provides access to an individual line within a multiline hunt or uniform call distribution group. When the nonhunting number is dialed, access is provided when it is idle, or busy tone is provided when it is busy. Where available, this feature is provided in Telephone Company electronic end offices only. It is available with Feature Group A.

Transmittal No. 1 – Filed under Special Permission No. 04-026

ACCESS SERVICE

6. Switched Access Service (Cont'd)

6.9 Common Switching, Transport Termination, Interim NXX Translation and Operator Transfer Service Optional Features (Cont'd)

6.9.1 Common Switching Nonchargeable Optional Features (Cont'd)

(F) Automatic Number Identification (ANI)

- (1) This option provides the automatic transmission of a seven digit or ten digit number and information digits to the customer designated premises for calls originating in the LATA, to identify the calling station. The ANI feature is an end office software function which is associated on a call-by-call basis with:
 - (a) all individual transmission paths in a trunk group routed directly between an end office and a customer designated premises or, where technically feasible, with
 - (b) all individual transmission paths in a trunk group between an end office and an access tandem, and a trunk group between an access tandem and a customer designated premises.
- (2) The seven digit ANI telephone number is generally available with Feature Groups B and C. With these Feature Groups, technical limitations may exist in Telephone Company switching facilities which require ANI to be provided only on a directly trunked basis. ANI will be transmitted on all calls except those originating from multiparty lines, coin stations and coinless pay telephones using Feature Group B, or when an ANI failure has occurred. Seven digit ANI is not available with SS7 Signaling.

Transmittal No. 1 – Filed under Special Permission No. 04-026

ACCESS SERVICE

6. Switched Access Service (Cont'd)

6.9 Common Switching, Transport Termination, Interim NXX Translation and Operator Transfer Service Optional Features (Cont'd)

6.9.1 Common Switching Nonchargeable Optional Features (Cont'd)

(F) Automatic Number Identification (ANI) (Cont'd)

- (3) The ten digit ANI telephone number is only available with Feature Group D. The ten digit ANI telephone number consists of the Number Plan Area (NPA) plus the seven digit ANI telephone number. The ten digit ANI telephone number will be transmitted on all calls except those identified as multiparty line or ANI failure, in which case only the NPA will be transmitted (in addition to the information digit described below). Ten digit ANI is provided with multifrequency address signaling or SS7 Signaling.
- (4) With Feature Group C, at the option of the customer, ANI may be ordered from end offices where Telephone Company recording for end user billing is not provided. Additionally, ANI is provided from end offices where message detail recording is not required by the Telephone Company; as with 800 service. ANI is not provided from end offices where the Telephone Company forwards ANI to its recording equipment.

Transmittal No. 1 – Filed under Special Permission No. 04-026

ACCESS SERVICE

6. Switched Access Service (Cont'd)

6.9 Common Switching, Transport Termination, Interim NXX Translation and Operator Transfer Service Optional Features (Cont'd)

6.9.1 Common Switching Nonchargeable Optional Features (Cont'd)

(F) Automatic Number Identification (ANI) (Cont'd)

- (5) Where complete ANI detail cannot be provided, e.g., on calls from 4 and 8 party services, information digits will be provided to the customer.

The information digits identify:

- (a) telephone number is the station billing number - no special treatment required,
- (b) multiparty line - telephone number is a 4- or 8- party line and cannot be identified - number must be obtained via an operator or in some other manner,
- (c) ANI failure has occurred in the end office switch which prevents identification of calling telephone number - must be obtained by operator or in some other manner,
- (d) hotel/motel originated call which requires room number identification,
- (e) coinless station, hospital, inmate, etc. call which requires special screening or handling by the customer, and
- (f) call is an Automatic Identified Outward Dialed (AIOD) call from customer premises equipment. The AIOD ANI telephone number is the listed telephone number of the customer and is not the telephone number of the calling party.

These ANI information digits are generally available with Feature Groups B, C and D.

Transmittal No. 1 – Filed under Special Permission No. 04-026

ACCESS SERVICE

6. Switched Access Service (Cont'd)

6.9 Common Switching, Transport Termination, Interim NXX Translation and Operator Transfer Service Optional Features (Cont'd)

6.9.1 Common Switching Nonchargeable Optional Features (Cont'd)

(F) Automatic Number Identification (ANI) (Cont'd)

- (6) Additional ANI information digits are available with Feature Group D also. They include:

- (a) InterLATA restricted - telephone number is identified line
- (b) InterLATA restricted - hotel/motel line
- (c) InterLATA restricted - coinless, hospital, inmate, etc., line

These information digits will be transmitted as agreed to by the customer and the Telephone Company.

Flexible Automatic Number Identification (Flex ANI) is an enhancement to ANI and is offered as a Common Switching chargeable option of Feature Group D as described in 6.9.3 following.

- (7) Any customer receiving ANI or charge number services on interstate calls shall observe the following restrictions:
- (a) The customer shall be permitted to use the telephone number and billing information for billing and collection, routing, screening, and completion of the originating telephone subscriber's call or transaction, or for services directly related to the originating telephone subscriber's call or transaction;
 - (b) The customer shall be prohibited from reusing or selling the telephone number or billing information without first (A) notifying the originating telephone subscriber and (B) obtaining the affirmative consent of such subscriber for such reuse or sale; and

Transmittal No. 1 – Filed under Special Permission No. 04-026

ACCESS SERVICE

6. Switched Access Service (Cont'd)

6.9 Common Switching, Transport Termination, Interim NXX Translation and Operator Transfer Service Optional Features (Cont'd)

6.9.1 Common Switching Nonchargeable Optional Features (Cont'd)

(F) Automatic Number Identification (ANI) (Cont'd)

- (7) Any customer receiving ANI or charge number services on interstate calls shall observe the following restrictions: (Cont'd)
 - (c) The customer shall be prohibited from disclosing, except as permitted by subparagraphs (a) and (b), any information derived from the ANI or charge number service for any purpose other than (i) performing the services or transactions that are the subject of the originating telephone subscriber's call, (ii) ensuring network performance security, and the effectiveness of call delivery, (iii) compiling, using, and disclosing aggregate information, and (iv) complying with applicable law or legal process.
- (8) The requirements imposed under paragraph (7) shall not prevent a customer to whom ANI or charge number services are provided from using:
 - (a) the telephone number and billing information provided pursuant to such service, and
 - (b) any information derived from the ANI or charge number service, or from the analysis of the characteristics of a telecommunications transmission, to offer a product or service that is directly related to the products or services previously acquired by that telephone subscriber from such customer.

Transmittal No. 1 – Filed under Special Permission No. 04-026

ACCESS SERVICE

6. Switched Access Service (Cont'd)

6.9 Common Switching, Transport Termination, Interim NXX Translation and Operator Transfer Service Optional Features (Cont'd)

6.9.1 Common Switching Nonchargeable Optional Features (Cont'd)

(G) Up to 7 Digit Outpulsing of Access Digits to Customer

This option provides for the end office capability of providing up to 7 digits of the uniform access code (950-XXXX or 1010XXXX) to the customer designated premises. The customer can request that only some of the digits in the access code be forwarded. The access code digits would be provided to the customer designated premises using multifrequency signaling, and transmission of the digits would precede the forwarding of ANI if that feature were provided. This feature is available with Feature Group B.

(H) Delay Dial Start-Pulsing Signaling

Where available, this option provides a method of indicating to the near end trunk circuit readiness to accept address signaling information by the far end trunk circuit. Delay dial is often referred to as an off-hook, on-hook signaling sequence. The delay dial signal is the off-hook interval and the start-pulsing signal is the on-hook interval. With integrity check, the calling office will not outpulse until a delay dial (off-hook) signal followed by a start-pulsing (on-hook) signal has been identified at the calling office. This option is available with Feature Group C.

Transmittal No. 1 – Filed under Special Permission No. 04-026

ACCESS SERVICE

6. Switched Access Service (Cont'd)

6.9 Common Switching, Transport Termination, Interim NXX Translation and Operator Transfer Service Optional Features (Cont'd)

6.9.1 Common Switching Nonchargeable Optional Features (Cont'd)

(I) Immediate Dial Pulse Address Signaling

Where available, this option provides for the forwarding of dial pulses from the Telephone Company end office to the customer without the need of a start-pulsing signal from the customer. It is available with Feature Group C.

(J) Dial Pulse Address Signaling

Where available, this trunk side option provides for the transmission of number information, e.g., called number, between the end office switching system and the customer designated premises (in either direction) by means of direct current pulses. It is available with Feature Group C.

(K) Service Class Routing

This option provides the capability of directing originating traffic from an end office to a trunk group to a customer designated premises, based on the line class of service (e.g., coin, multiparty or hotel/motel), service prefix indicator (e.g., 0-, 0+, 01+ or 011+) except for Service Access Code (e.g., 800 or 900). It is provided in suitably equipped end office or access tandem switches. It is available with Feature Group C and D.

Transmittal No. 1 – Filed under Special Permission No. 04-026

ACCESS SERVICE

6. Switched Access Service (Cont'd)

6.9 Common Switching, Transport Termination, Interim NXX Translation and Operator Transfer Service Optional Features (Cont'd)

6.9.1 Common Switching Nonchargeable Optional Features (Cont'd)

(L) Alternate Traffic Routing

When the customer orders both Direct-Trunked Transport and Tandem Switched Transport at the same end office, this option provides the capability of directing originating traffic from an end office (or appropriately equipped access tandem) to a trunk group (the "high usage" group) to a customer designated premises until that group is fully loaded, and then delivering additional originating traffic (the "overflowing" traffic) from the same end office or access tandem to a different trunk group (the "final" group) to a second customer designated premises. The customer shall specify the last trunk CCS desired for the high usage group. It is provided in suitably equipped end office or access tandem switches. It is available with Feature Groups B, C and D.

(M) Trunk Access Limitation

This option provides for the routing of originating 900 service calls to a specified number of transmission paths in a trunk group, in order to limit (choke) the completion of such traffic to the customer. Calls to the designated service which could not be completed over the subset of transmission paths in the trunk group, i.e., the choked calls, would be routed to reorder tone. It is provided in all Telephone Company end offices. It is available with Feature Groups C and D.

Transmittal No. 1 – Filed under Special Permission No. 04-026

ACCESS SERVICE

6. Switched Access Service (Cont'd)

6.9 Common Switching, Transport Termination, Interim NXX Translation and Operator Transfer Service Optional Features (Cont'd)

6.9.1 Common Switching Nonchargeable Optional Features (Cont'd)

(N) International Carrier Option

This option allows for Feature Group D end offices or access tandem switches equipped for International Direct Distance Dialing to be arranged to forward the international calls of one or more international carriers to the customer (i.e., the Telephone Company is able to route originating international calls to a customer other than the one designated by the end user either through presubscription or 1010XXX dialing). This arrangement requires provision of written verification to the Telephone Company that the customer is authorized to forward such calls. The written verification must be in the form of a letter of agency authorizing the customer to order the option on behalf of the international carrier. This option is only provided at Telephone Company end offices or access tandems equipped for International Direct Distance Dialing and is available only with Feature Group D.

Transmittal No. 1 – Filed under Special Permission No. 04-026

ACCESS SERVICE

6. Switched Access Service (Cont'd)

6.9 Common Switching, Transport Termination, Interim NXX Translation and Operator Transfer Service Optional Features (Cont'd)

6.9.1 Common Switching Nonchargeable Optional Features (Cont'd)

- (O) Band Advance Arrangement for Use with Special Access Service Utilized in the Provision of WATS or WATS-Type Services

This option, which is provided in association with two or more Special Access Service groups, provides for the automatic overflow of terminating calls to a second Special Access Service group, when the first group has exceeded its call capacity. This option is available with Feature Groups A, B, C and D.

- (P) End Office End User Line Service Screening for Use with Special Access Service Utilized in the Provision of WATS or WATS-Type Services

This option provides the ability to verify that an end user has dialed a called party address (by screening the called NPA and/or NXX on the basis of geographical bands selected by the Telephone Company) which is in accordance with that end user's service agreement with the customer, e.g., WATS. This option is provided in all Telephone Company end offices. It is available with Feature Groups C and D.

- (Q) Hunt Group Arrangement for Use with Special Access Service Utilized in the Provision of WATS or WATS-Type Services

This option provides the ability to sequentially access one of two or more Special Access Services utilized in the provision of WATS services (e.g., 800 Service Special Access services) in the terminating direction, when the hunting number of the Special Access Service group is forwarded from the customer to the Telephone Company. This feature is provided in all Telephone Company designated WATS Serving Offices. It is available with Feature Groups A, B, C and D.

Transmittal No. 1 – Filed under Special Permission No. 04-026

ACCESS SERVICE

6. Switched Access Service (Cont'd)

6.9 Common Switching, Transport Termination, Interim NXX Translation and Operator Transfer Service Optional Features (Cont'd)

6.9.1 Common Switching Nonchargeable Optional Features (Cont'd)

- (R) Uniform Call Distribution Arrangement for Use with Special Access Service Utilized in the Provision of WATS or WATS-Type Services

This option provides a type of multiline hunting arrangement which provides for an even distribution of terminating calls among the available Special Access Services utilized in the provision of WATS or WATS-type Services in the hunt group. Where available, this feature is only provided in Telephone Company designated WATS Serving Offices. It is available with Feature Groups A, B, C and D.

- (S) Nonhunting Number Associated with Hunt Group Arrangement or Uniform Call Distribution Arrangement for Use with Special Access Service Utilized in the Provision of WATS or WATS-Type Services

This option provides an arrangement, for an individual Special Access Service utilized in the provision of WATS or WATS-type Services within a multiline hunt or uniform call distribution group, that provides access to that Special Access Service within the hunt or uniform call distribution group when it is idle or provides busy tone when it is busy, when the nonhunting number is dialed, without hunting to the next idle number. Where available, this feature is only provided in Telephone Company designated WATS Serving Offices. It is available with Feature Groups A, B, C and D.

- (T) International Blocking

The Telephone Company, upon request, will provide end office blocking of only end user direct dialed 011+ and 1010XXX+011+ calls from an Aggregator's and Business customer's location. This optional service is offered on a per line basis where facilities permit. It is available with Feature Groups A, B, C and D.

Transmittal No. 1 – Filed under Special Permission No. 04-026

ACCESS SERVICE

6. Switched Access Service (Cont'd)

6.9 Common Switching, Transport Termination, Interim NXX Translation and Operator Transfer Service Optional Features (Cont'd)

6.9.1 Common Switching Nonchargeable Optional Features (Cont'd)

(U) Multifrequency Address Signaling

Multifrequency Address Signaling is available as an optional feature with FGC and FGD. This feature provides for the transmission of number information and control signals (e.g., number address signals, automatic number identification) between the end office switch and the customer's premises (in either direction). Multifrequency signaling arrangements make use of pairs of frequencies out of a group of six frequencies. Specific information transmitted is dependent upon feature group and call type (i.e., POTS, coin or operator). This feature is not available in combination with SS7 Signaling.

(V) Signaling System 7 (SS7) Signaling

This feature provides common channel out of band transmission of address and supervisory SS7 protocol signaling information between Telephone Company designated Signaling Point (SP) of Service Switching Point (SSP) locations and the customer's Signaling Point of Interface (SPOI). The signaling information is transmitted over facilities provided with the Common Channel Signaling/Signaling System 7 Interconnection Service and is available with FGC and FGD. SS7 Signaling Switched Access Service will be provided in accordance with the SS7 Interconnect specifications described in Technical Reference TR-TSV-000905.

Transmittal No. 1 – Filed under Special Permission No. 04-026

ACCESS SERVICE

6. Switched Access Service (Cont'd)

6.9 Common Switching, Transport Termination, Interim NXX Translation and Operator Transfer Service Optional Features (Cont'd)

6.9.1 Common Switching Nonchargeable Optional Features (Cont'd)

(W) Calling Party Number (CPN)

This feature provides for the automatic transmission of the ten digit directory number, associated with a calling station, to the customer's premises for calls originating in the LATA. The ten digit telephone number consists of the NPA plus the seven digit telephone number, which may or may not be the same number as the calling station's charge number. The ten digit telephone number will be coded as presented, or restricted via a "privacy indicator" for delivery to the called end user. This feature is provided with originating FGC and FGD with SS7 Signaling. CPN is available where technically feasible.

(X) Carrier Selection Parameter (CSP)

This feature provides for the automatic transmission of a signaling indicator which signifies to the customer whether or not the call being processed originated from a presubscribed line. If the line was presubscribed, the indicator will signify if the end user did or did not dial 1010XXX. This feature is provided with originating FGD with SS7 Signaling.

(Y) Charge Number Parameter (CNP)

The CN Parameter is equivalent to the existing ten digit Automatic Number Identification (ANI) available with FGC where technically feasible and FGD with MF signaling. The CN Parameter provides for the automatic transmission of the ten digit billing number of the calling station and the originating line information. This feature is provided with originating FGC and FGD with SS7 Signaling.

Transmittal No. 1 – Filed under Special Permission No. 04-026

ACCESS SERVICE

6. Switched Access Service (Cont'd)

6.9 Common Switching, Transport Termination, Interim NXX Translation and Operator Transfer Service Optional Features (Cont'd)

6.9.2 Transport Termination Nonchargeable Optional Features

(A) Operator Trunk - Coin, Non-Coin, or Combined Coin and Non-Coin

This option may be ordered to provide coin, non-coin, or combined coin and non-coin operation. It is available only with Feature Group C and is provided in electronic end offices and other Telephone Company end offices where equipment is available. It is provided as a trunk type of Transport Termination.

(1) Coin, Non-Coin:

This arrangement provides for initial coin return control, except in the case of non-coin, and routing of 0+, 0-, 1+, 01+ or 011+. Because operator assisted coin calling traffic is routed over a trunk group dedicated to operator assisted calls, this arrangement is only provided in association with the Service Class Routing option.

This arrangement is normally ordered by the customer in conjunction with the ANI optional feature, since the preponderance of trunk groups equipped with this arrangement will be terminated in the customer's automated operator services systems, rather than in the customer's manual cord boards.

Transmittal No. 1 – Filed under Special Permission No. 04-026

ACCESS SERVICE

6. Switched Access Service (Cont'd)

6.9 Common Switching, Transport Termination, Interim NXX Translation and Operator Transfer Service Optional Features (Cont'd)

6.9.2 Transport Termination Nonchargeable Optional Features (Cont'd)

(A) Operator Trunk - Coin, Non-Coin, or Combined Coin and Non-Coin (Cont'd)

(2) Combined Coin and Non-Coin:

When so equipped, the ANI optional feature provides for the forwarding of information digits which identify that the call has originated from a hotel or motel, and whether room number identification is required, or that special screening is required, e.g., for coinless public stations, dormitory or inmate stations, or other screening arrangements agreed to between the customer and the Telephone Company.

Transmittal No. 1 – Filed under Special Permission No. 04-026

ACCESS SERVICE

6. Switched Access Service (Cont'd)

6.9 Common Switching, Transport Termination, Interim NXX Translation and Operator Transfer Service Optional Features (Cont'd)

6.9.3 Chargeable Optional Features

(A) Interim NXX Translation

- (1) This service is an originating offering utilizing trunk side Switched Access Service and provides a customer identification function based on the dialed SAC and NXX code.
- (2) For example, when an 1+800+NXX-XXXX or an 1+900+NXX-XXXX call is originated by an end user, the Telephone Company will perform the customer identification function based on the dialed digits to determine the customer location to which the call is to be routed. If the call originates from an end office switch not equipped to provide the customer identification function, the call will be routed to an office at which the function is available. Once customer identification has been established, the call will be routed to that customer. Calls originating from an end office switch at which the customer identification function is performed, but to which the customer has not ordered Interim NXX Translation, will be blocked. Calls to a 900 number from coin telephones, 0+, 0-, Inmate Service, Hotel/Motel Service and calling card calls will be blocked.
- (3) The manner in which Interim NXX Translation is provided is dependent on the status of the end office from which the service is provided (i.e., equipped with equal access capabilities or not equipped with equal access capabilities). When Interim NXX Translation is provided from an end office not equipped with equal access capabilities, it will be provided in conjunction with FGC Switched Access Service.
- (4) The charge for Interim NXX Translation is as set forth in 17.2.1(C) and 18.2.1(B) following.

Transmittal No. 1 – Filed under Special Permission No. 04-026

ACCESS SERVICE

6. Switched Access Service (Cont'd)

6.9 Common Switching, Transport Termination, Interim NXX Translation and Operator Transfer Service Optional Features (Cont'd)

6.9.3 Chargeable Optional Features (Cont'd)

(B) Operator Transfer Service

- (1) At the option of the customer, Operator Transfer Service as specified following, is available for use with Feature Group C and Feature Group D Switched Access Service. Operator Transfer Service is ordered as set forth in 5.2 preceding and is provided to the customer via separate FGC or FGD trunks dedicated to Operator Transfer Service traffic.
- (2) Operator Transfer Service is an arrangement in which Telephone Company operators transfer 0 minus (0-) calls (calls for which the end user dials 0 with no additional digits) to the customer designated by the end user.
- (3) The operator transfer function will be performed in the following manner:
 - (a) The operator answers the 0- call.
 - (b) Initially, the Operator will suggest that the end user dial the customer on a direct basis. If the end user insists that the Operator transfer the call, the Operator will ask the end user to identify the desired customer and will then transfer the call as directed.
 - (c) If the end user has no specific customer preference, or the identified customer has not subscribed to Operator Transfer Service, the end user will be asked to select from a list of available customers.

Transmittal No. 1 – Filed under Special Permission No. 04-026

ACCESS SERVICE

6. Switched Access Service (Cont'd)

6.9 Common Switching, Transport Termination, Interim NXX Translation and Operator Transfer Service Optional Features (Cont'd)

6.9.3 Chargeable Optional Features (Cont'd)

(B) Operator Transfer Service (Cont'd)

- (d) The list of available Operator Transfer Service customers will be updated monthly. The order in which customers will be read to end users will be initially determined by the sequence in which customers have ordered the Operator Transfer Service. For each subsequent month, following the initial order for Operator Transfer Service, the customer in the first position on the list will be moved to the last position on the list. All other customers on the list will be moved up one position, e.g. 3rd to 2nd, 2nd to first, etc. New Operator Transfer Service customers will initially be placed at the bottom of the list of customers.
- (e) After a selection is made by the calling end user, the operator will then key in the selected customer's Carrier Identification Code (CIC) and transfer the call.
- (f) 0- Public Coin calls will be transferred to the end user designated customer. In order to accept coin sent-paid calls, the customer must order signalling as specified in TR-TSY-000506 and TR-NPL-000258.
- (g) The customer may receive inband, multi-wink, or expanded inband coin control signalling, where available, from end offices served by an Operator Services Access Point. Different signalling types cannot be mixed on a signal trunk group.
- (h) All non-recurring and usage sensitive rates and charges normally applicable to Feature Groups C or D apply to Operator Transfer Service. Additionally, a charge as specified in 6.1.3 (C)(2) receding and 17.2.5 and 18.2.5, following, is assessed the customer per 0- call transferred.

Transmittal No. 1 – Filed under Special Permission No. 04-026

ACCESS SERVICE

6. Switched Access Service (Cont'd)

6.9 Common Switching, Transport Termination, Interim NXX Translation and Operator Transfer Service Optional Features (Cont'd)

6.9.3 Chargeable Optional Features (Cont'd)

(C) Flexible Automatic Number Identification (Flex ANI)

- (1) Flex ANI is a Common Switching Optional Feature that enhances the existing Automatic Number Identification (ANI) optional feature (described in 6.10.1 (F) following) by allowing Feature Group D (FGD) customers to receive additional information digits. Flex ANI provides additional values for these information digits over and above the values currently available with ANI and will be used to identify Additional call types, i.e., calls from WATS Lines and private virtual networks. Flex ANI is offered as a requirement for providing Originating Line Screening (OLS) service. OLS service is described in 13.10 following.
- (2) Flex ANI information digits are two digits in length and are activated through switched software program updates. These codes precede the 10-digit directory number of the calling line and are part of the signaling protocol in Equal access end offices. The information digits are outpulsed by the switching system along with the directory number from the originating end office and are sent to the receiving office for billing, routing, or special handling purposes.
- (3) Customers who have ANI but do not order Flex ANI, will continue to receive the information digits associated with ANI. Flex ANI information digits are assigned by the North American Numbering Plan Administrator. The Telephone Company will make available those information digits that are mutually agreed to by the customer and the Telephone Company.

Transmittal No. 1 – Filed under Special Permission No. 04-026

ACCESS SERVICE

6. Switched Access Service (Cont'd)

6.9 Common Switching, Transport Termination, Interim NXX Translation and Operator Transfer Service Optional Features (Cont'd)

6.9.3 Chargeable Optional Features (Cont'd)

(C) Flexible Automatic Number Identification (Flex ANI) (Cont'd)

- (4) Flex ANI is available to customers with FGD Switched Access Service equipped with Automatic Number Identification (ANI). Flex ANI is available in suitably equipped end offices.
- (5) A nonrecurring charge, as set forth in 17.2.1 and 18.2.1 following, is associated with this optional feature. This nonrecurring charge is assessed by the Telephone Company on a per end office, Per Carrier Identification Code (CIC) basis and is applied in conjunction with the Access Order charge specified in 17.4.1(A) and 18.4.1(A) following.

Transmittal No. 1 – Filed under Special Permission No. 04-026

ACCESS SERVICE

6. Switched Access Service (Cont'd)

6.10 Miscellaneous Services Descriptions

6.10.1 Advanced Carrier Identification Service (ACIS)

(A) General

Advanced Carrier Identification Service (ACIS) is an originating offering utilizing trunk side Switched Access Services from both equal access and non-equal access offices and provides the ability for calls to be delivered to access customers based on the dial Personal Communications Service (PCS) subscriber number. ACIS will use the dialed PCS subscriber number (e.g., 1+500+NXX-XXXX) to identify the access customer (i.e., the transport carrier) to whom the call will be delivered and then deliver the call to the access customer.

The ACIS functionality will be available in suitably equipped end offices or access tandems. If an ACIS routed call originated in an office not equipped to provide the identification function, the call will be routed to an office where the function is available.

ACIS allows the PCS subscriber to originate calls using one-plus (1+), zero plus (0+) and from public coin phones. The Telephone Company will block an ACIS originated call if it originates through a 1010XXX or 101XXXX access code, zero minus (0-) dialing or 0- Transfer Service.

(B) Provisioning

Unless prohibited by technical limitations, originating traffic that is routed using ACIS may, at the option of the customer, be combined in the same FGB, FGC or FGD trunk group with the customer's other Access Service traffic. Where such technical limitations do exist, the Telephone Company will provide notification to the customer prior to establishment of ACIS. For this arrangement, premium access charges will apply for such originating ACIS usage.

Transmittal No. 1 – Filed under Special Permission No. 04-026

ACCESS SERVICE

6. Switched Access Service (Cont'd)

6.10 Miscellaneous Services Descriptions (Cont'd)

6.10.1 Advanced Carrier Identification Service (ACIS) (Cont'd)

(B) Provisioning (Cont'd)

The customer may use FGA, FGB, FGC or FGD to terminate a call that was routed using ACIS. When FGA, FGB, FGC or FGD is used to terminate a call that was routed using ACIS, the customer is required to deliver ACIS originated calls to the Telephone Company in the standard POTS number North American Numbering Plan format.

(C) Rates

Six digit switch translations will be used to route calls using ACIS. The charge for installing this service is found in 17.2.1(C) and 18.2.1(C).

Transmittal No. 1 – Filed under Special Permission No. 04-026

ACCESS SERVICE

6. Switched Access Service (cont'd)

6.10 Miscellaneous Services Descriptions

6.10.2 Service Provider Number Portability (SPNP) Service

(A) SPNP Query Service - General

SPNP Query Service is a capability that utilizes Advanced Intelligent Network (AIN) technology to query a database to secure network routing instructions before completion of a call. The database contains information about end users that have ported their service from the donor switch. At a minimum, the database contains the Location Routing Number (LRN) that identifies the Local Service Provider's (LSP) switch serving each ported end user. The LRN is used to direct the call to the correct switch for completion to the end user. Where more than one network is involved in completing the call, the network just before the terminating network (i.e., the N-1 Network) is responsible for querying a SPNP database to secure the LRN.

N-1 wireline and wireless telecommunications carriers ("Carriers") will be assessed a SPNP query charge as set forth in 6.10.2(B) following where they deliver calls for termination by the Telephone Company for which a query has not been performed.

(B) SPNP Query Service Application

Terminating calls from N-1 Carriers upon which a query has not been performed to numbers in the Telephone Company's network with NXX codes from which a number is or has been ported that have been designated as number portable will require a query to the SPNP database. The query rate element applies for each query received at the Telephone Company's database for each office that has ported number(s). There are two applications of the SPNP Query Service capability available through the Telephone Company's network.

Transmittal No. 1 – Filed under Special Permission No. 04-026

ACCESS SERVICE

6. Switched Access Service (Cont'd)

6.10 Miscellaneous Services Descriptions

6.10.2 Service Provider Number Portability (SPNP) Service (Cont'd)

(B) SPNP Query Service Application (Cont'd)

(1) Prearranged LNP Query

N-1 Carriers may arrange in advance to have the Telephone Company query the SPNP database for terminating a call into the Telephone Company's network. This query is initiated on behalf of the Carrier in the performance of its N-1 responsibility. In this scenario, the Telephone Company's end office or access tandem switch will suspend call processing and launch a query to the SPNP database. When the routing information is returned to the switch, call processing is resumed and the call is routed to the correct switch for completion to the called party. The Carrier will be assessed a charge for either an end office or a tandem SPNP Query depending upon where the query is launched.

(2) Default SPNP Query

Carriers who have not arranged in advanced to have the Telephone Company query the SPNP database or otherwise do not qualify for the prearranged query rate and who terminate calls into the Telephone Company's network without having performed the appropriate database query will be assessed a Default SPNP Query. This query is initiated on behalf of the N-1 Carrier in the performance of its N-1 responsibility, and may require the Telephone Company to assume extraordinary measures to meet the demand of unforecasted default queries. The Carrier will be assessed a charge for either an end office or a tandem SPNP Default Query depending upon where the query is launched.

Transmittal No. 1 – Filed under Special Permission No. 04-026

ACCESS SERVICE

6. Switched Access Service (Cont'd)

6.10 Miscellaneous Services Descriptions

6.10.2 Service Provider Number Portability (SPNP) Service (Cont'd)

(C) SPNP Service Surcharge

The Telephone Company queries the database, as required, on behalf of its end user customers, line side access service customers and resale customers to enable completion of calls to numbers with NXX codes that have been designated as number portable. This service is automatically provided as part of the dialing process employed in the Telephone Company's local exchange and access network.

On calls placed to numbers with NXX codes that have been designated as number portable, an originating SPNP capable switch, using advanced intelligent network capabilities will suspend call processing, formulate and launch a query via the common channel signaling network to a database containing information necessary to route calls to number portable NXX codes. When the necessary routing information has been returned from the database to the switch originating the query, call processing is resumed and the call is routed to the correct network switching element for completion to the called party.

The SPNP Surcharge rate element applies to and provides the capability necessary for the Telephone Company's end user customers, including its end user customers of lineside access services (e.g., FGA) to: (1) maintain the same telephone number when changing from one Telecommunications Service Provider to another while remaining at the same location, and (2) to complete calls to any telephone number that has been ported.

The Telephone Company will bill a monthly SPNP Surcharge as set forth in 17.2.2(I) and 18.2.2(D) below to local exchange service end users, resellers of the Telephone Company's local exchange service, line side access customers, and purchasers of unbundled switch ports served by an LNP capable wire center. This charge applies per line capable of originating local exchange calls with the following exceptions:

- PBX trunks will be assessed the equivalent of 9 monthly rates
- ISDN PRI will be assessed the equivalent of 5 monthly rates
- Lifeline end user customers will not be assessed the SPNP surcharge.

Transmittal No. 1 – Filed under Special Permission No. 04-026

ACCESS SERVICE

6. Switched Access Service (Cont'd)

6.10 Miscellaneous Services Descriptions

6.10.2 Service Provider Number Portability (SPNP) Service (Cont'd)

(D) SPNP Service Provisioning

SPNP Service will only be available at specifically designated switches.

SPNP Query Service procedures will be applied uniformly to all users of the Telephone Company's SPNP Query Service except as stated in 6.10.1(D)(3), following. The Telephone Company's SPNP database will receive and respond to all queries, including the Telephone Company's queries.

(1) Manner of Provisioning

SPNP Query Service will be provisioned using the LRN. The LRN associates an NPA-NXX-XXXX number with each central office switch that serves ported lines. This number will be known as the LRN for that switch. The LRN will be used as a network routing number for calls to ported numbers served by that switch. All switching equipment types will utilize LRN functionality using Advanced Intelligent Network capability (AIN).

Transmittal No. 1 – Filed under Special Permission No. 04-026

ACCESS SERVICE

6. Switched Access Service (Cont'd)

6.10 Miscellaneous Services Descriptions

6.10.2 Service Provider Number Portability (SPNP) Service (Cont'd)

(D) SPNP Service Provisioning (Cont'd)

(2) Limitations

SPNP Query Service is to be used only on a call-by-call basis for routing calls to number portable NXX codes and cannot be used for purposes other than those functions described herein.

Information residing in the Telephone Company's SPNP database is protected from unauthorized access and may not be stored in a carrier's database or elsewhere for any reason.

Transmittal No. 1 – Filed under Special Permission No. 04-026

ACCESS SERVICE

6. Switched Access Service (Cont'd)

6.10 Miscellaneous Services Descriptions

6.10.2 Service Provider Number Portability (SPNP) Service (Cont'd)

(D) SPNP Service Provisioning (Cont'd)

(3) Network Management

The Telephone Company will administer its network with the objective of the provision of acceptable service levels to all users of SPNP query service.

The Telephone Company maintains the right to block any SPNP Query traffic, in a nondiscriminatory manner, where the processing of the SPNP queries threatens to disrupt operation of its network and impair network reliability. The provision of SPNP Query Service is subject to the limitations of Section 6.10.2(D)(2).

(E) Rate Regulations

The rates and charges associated with SPNP Query Services are "query" based and will be billed on a monthly basis, based on recorded usage. Query charges will be applied by the Telephone Company based upon the recordings of carrier queries to the database. If such recordings are not available, the Telephone Company will develop monthly charges based on an average number of queries per month.

Specific rates and charges are set forth in 17.2.2(I) and 18.2.2(D)..

Transmittal No. 1 – Filed under Special Permission No. 04-026

ACCESS SERVICE

7. Special Access Service

As of August 1, 2017, Special Access Services were changed to a competitive or noncompetitive designation. Non-Competitive End User Channel Terminations (EUCTs) are filed as part of this tariff and remain under Price Cap Regulation. Other Special Access Services required to complete the circuit are outside this tariff and can be accessed at the Company's website or Company's other designated location.

(N)
(N)

7.1 General

The following areas are deemed non-competitive for Special Access End User Channel Terminations (EUCTs) covered by this tariff.

(N)

Serving Wire Center	8-Character CLLI code	Serving Wire Center	8-Character CLLI code	Serving Wire Center	8-Character CLLI code
Alto	ALTOTXXO	Diboll	DBLLTXXD	Lufkin	LFKNTXXA
Apple Springs	APSPTXXP	Etoile	ETOLTXXE	Wells	WLLSTXXW
Brookshire	BKSHTXXA	Fuller Springs	FLSPTXXF		
Central	CENTTXC	Hudson	HDSNTXXH		

(N)

Special Access Service is a subset of Business Data Services, which provides a transmission path to connect customer designated premises, directly, through a Telephone Company hub or hubs where bridging or multiplexing functions are performed, or to connect a customer designated premises and a WATS Serving Office. Special Access Service includes all exchange access not utilizing Telephone Company end office switches.

(C)
(C)

The connections provided by Special Access Service can be either analog or digital. Analog connections are differentiated by spectrum and bandwidth. Digital connections are differentiated by bit rate.

7.1.1 Channel Types

Each type of Special Access Services channel has its own characteristics. All are subdivided by one or more of the following:

(C)

- Transmission specifications,
- Bandwidth,
- Speed (i.e., bit rate),
- Spectrum

Customers can order a basic channel and select from a list of those available transmission parameters and channel interfaces that they desire in order to meet specific communications requirements.

For purposes of ordering channels, each has been identified as a type of Special Access Service. However, such identification is not intended to limit a customer's use of the channel nor to imply that the channel is limited to a particular use.

(D)
(D)

Transmittal No. 77

ACCESS SERVICE

7. Special Access Service (Cont'd)

7.1 General (Cont'd)

7.1.1 Channel Types (Cont'd)

Following is a brief description of each type of channel:

Voice Grade - a channel for the transmission of analog signals within an approximate bandwidth of 300 to 3000 Hz.

Program Audio - a channel for the transmission of audio signals. The nominal frequency bandwidths are from 200 to 3500 Hz, from 100 to 5000 Hz or from 50 to 8000 Hz.

Digital Data - a channel for the digital transmission of synchronous serial data at rates of 2.4, 4.8, 9.6 or 56 kpbs.

High Capacity - a channel for the transmission of isochronous serial digital data at rates of 1.544 Mbps or 44.736 Mbps.

Detailed descriptions of each of the channel types are provided in 7.4 through 7.7 following.

The customer also has the option of ordering Voice Grade and High Capacity Non-Competitive End User Channel Terminations (EUCT) facilities (i.e., 1.544 Mbps) to Telephone Company hubs for multiplexing to individual channels of a lower capacity or bandwidth. Descriptions of the optional features and functions available are set forth in 7.2.1 following.

(C)

(C)

(D)

(D)

|

(D)

Transmittal No. 77

ACCESS SERVICE

7. Special Access Service (Cont'd)

7.1 General (Cont'd)

7.1.2 Service Descriptions

For the purposes of ordering, there are four categories of Special Access Service. These are:

Service Designator Codes

Voice	VG
Program Audio	AP
Digital Data	DA
High Capacity	HC

Each service consists of a basic channel to which a technical specifications package (customized or predefined), channel interface(s) and, when desired, optional features and functions are added to construct the service desired by the customer. Technical specifications packages are described in Section 15. Following, optional features and functions are described in this section. Channel interfaces are described in 15.2 following.

Customized technical specifications packages will be provided where technically feasible. If the Telephone Company determines that the requested parameter specifications are not compatible, the customer will be advised and given the opportunity to change the order.

When a customized channel is ordered the customer will be notified whether Additional Engineering Charges apply. In such cases, the customer will be advised and given the opportunity to change the order.

The channel descriptions provided in 7.4 through 7.7 following, specify the characteristics of the basic channel and indicate whether the channel is provided between customer designated premises, between a customer designated premises and a Telephone Company hub where bridging or multiplexing functions are performed, between hubs, or between a customer designated premises and a WATS Serving Office.

Transmittal No. 1 – Filed under Special Permission No. 04-026

ACCESS SERVICE

7. Special Access Service (Cont'd)

7.1 General (Cont'd)

7.1.2 Service Descriptions (Cont'd)

- (A) Information pertaining to the technical specifications packages indicates the transmission parameters that are available with each package. This information is displayed in matrices set forth in 15.2 following.
- (B) Channel interfaces at each Point of Termination on a two-point service may be symmetrical or asymmetrical. On a multipoint service they may also be symmetrical or asymmetrical, but communications can only be provided between compatible channel interfaces. Only certain channel interfaces are compatible. These are set forth in 15.2 following, in a combination format.
- (C) Only certain channel interface combinations are available with the predefined technical specifications packages. These are delineated in the Technical References set forth in (F) following. When a customized channel is requested, all channel interface combinations available with the specified type of service are available with the customized channel.
- (D) The optional features and functions available with each type of Special Access Non-Competitive End User Channel Termination (EUCT) Service are described in this section. The optional features and functions information also indicates with which technical specifications packages they are available. Such information is displayed in matrices set forth in 15.2 following with the optional feature or function listed down the left side and the technical specifications package listed across the top. (C)

Transmittal No. 77

ACCESS SERVICE

7. Special Access Service (Cont'd)

7.1 General (Cont'd)

7.1.2 Service Descriptions (Cont'd)

(E) The Telephone Company will maintain services installed prior to April 1, 1985, at their existing transmission specifications provided such performance specifications do not exceed the standards listed in this provision. Those services exceeding the standards listed will be maintained at the performance levels specified in this tariff.

(F) All services installed after April 1, 1985 will conform to the transmission specifications standards contained in this tariff or in the following Technical References for each category of service:

Voice Grade	TR-NPL-000335 PUB 41004, Table 4
Program Audio	TR-NPL-000337
Digital Data	PUB 62507 and associated Addendum PUB 62310
High Capacity	PUB 62508 PUB 62411

7.1.3 Service Configurations

There are two types of service configurations over which Special Access Services are provided: two-point service and multipoint service.

(A) Two-Point Service

A two-point service connects two customer designated premises, either on a directly connected basis or through a hub where multiplexing functions are performed, or a customer designated premises and a WATS Serving Office (WSO).

Applicable rate elements are:

- Non-Competitive End User Channel Terminations (EUCTs) (C)
- Optional Features and Functions (when applicable) (D)

Transmittal No. 77

ACCESS SERVICE

7. Special Access Service (Cont'd)

7.1 General (Cont'd)

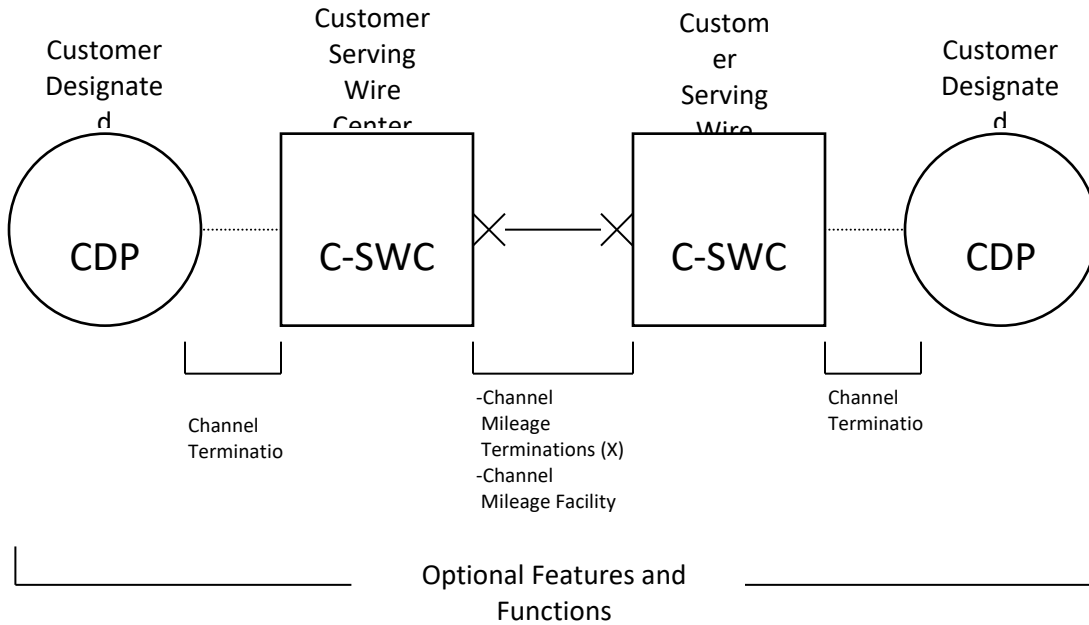
7.1.3 Service Configurations (Cont'd)

(A) Two-Point Service (Cont'd)

A Special Access Surcharge, as set forth in 7.3 following, may be applicable.

The following diagram depicts a two-point Voice Grade service connecting two Customer Designated Premises (CDP). The service is provided with C-Type conditioning. The rate elements found in this tariff are the End User Channel Termination (EUCT) services in a Service Wire Center designated as Non-Competitive.

(N)
|
(N)



Applicable rate elements depicted in the preceding diagram are:

(T)

- Channel Terminations (applicable one (1) per CDP)
- Channel Mileage
 - . 2 Channel Mileage Terminations plus
 - . 1 section, Channel Mileage Facility per mile
- C-Type Conditioning Optional Feature

Transmittal No. 77

ACCESS SERVICE

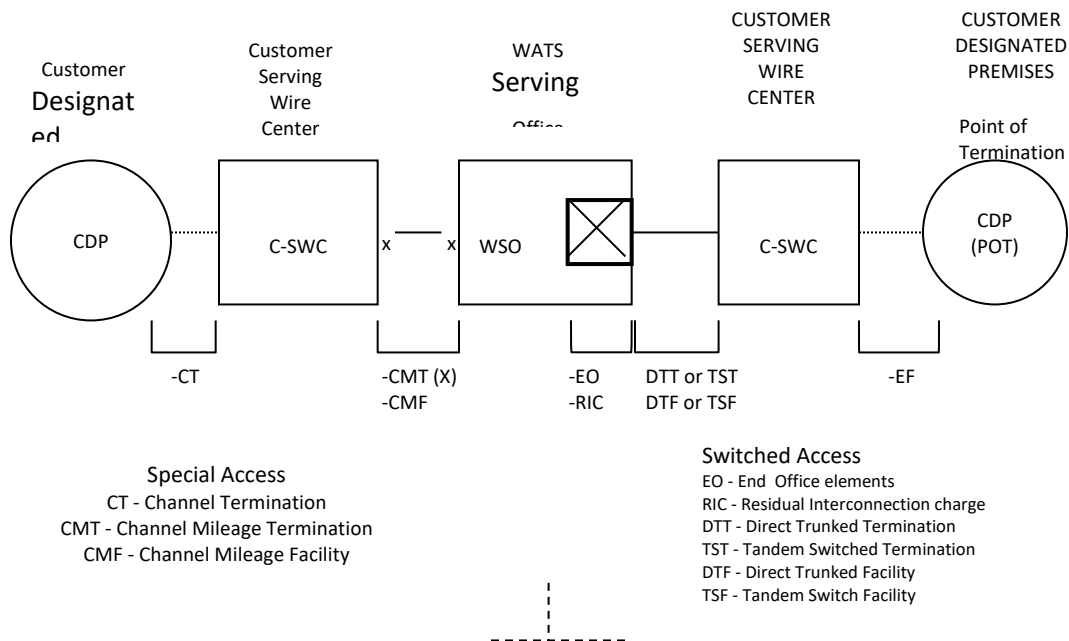
7. Special Access Service (Cont'd)

7.1 General (Cont'd)

7.1.3 Service Configurations (Cont'd)

(A) Two-Point Service (Cont'd)

The following diagram depicts a two-point Voice Grade service connecting a customer designated premises to a WATS serving office.



Applicable rate elements for Special Access are:

- Channel Termination
- Channel Mileage
- .2 Channel Mileage Terminations plus
- .1 section, Channel Mileage Facility per mile
- Special Access Surcharge*

* May not apply if exemption certification is provided.

Transmittal No. 1 – Filed under Special Permission No. 04-026

ACCESS SERVICE

7. Special Access Service (Cont'd)

7.1 General (Cont'd)

7.1.3 Service Configurations (Cont'd)

(B) Multipoint Service

Multipoint service connects three or more customer designated premises through one or more Telephone Company hubs. Only certain types of Special Access Service are provided as multipoint service. These are so designated in the descriptions for the appropriate channel.

The channel between hubs (i.e., bridging locations) on a multipoint service is a mid-link, which is not found in this tariff. There is no limitation on the number of mid-links available with a multipoint service. However, when more than three mid-links in tandem are provided the quality of the overall service may be degraded. (T)

Multipoint service utilizing a customized technical specifications package, as set forth in 7.1.2 preceding and 15.2 following, will be provided when technically possible. If the Telephone Company determines that the requested characteristics for a multipoint service are not compatible, the customer will be advised and given the opportunity to change the order.

When ordering, the customer will specify the desired bridging hub(s). EXCHANGE CARRIER ASSOCIATION TARIFF F.C.C. NO. 4 identifies serving wire centers, hub locations and the type of bridging functions available.

Applicable Rate Elements in this tariff are: (C)

- Non-Competitive End User Channel Terminations (EUCTs) (C)
(one per customer designated premises) (D)
- Bridging (D)
- Additional Optional Features and Functions (when applicable). (D)

Transmittal No. 77

ACCESS SERVICE

7. Special Access Service (Cont'd)

7.1 General (Cont'd)

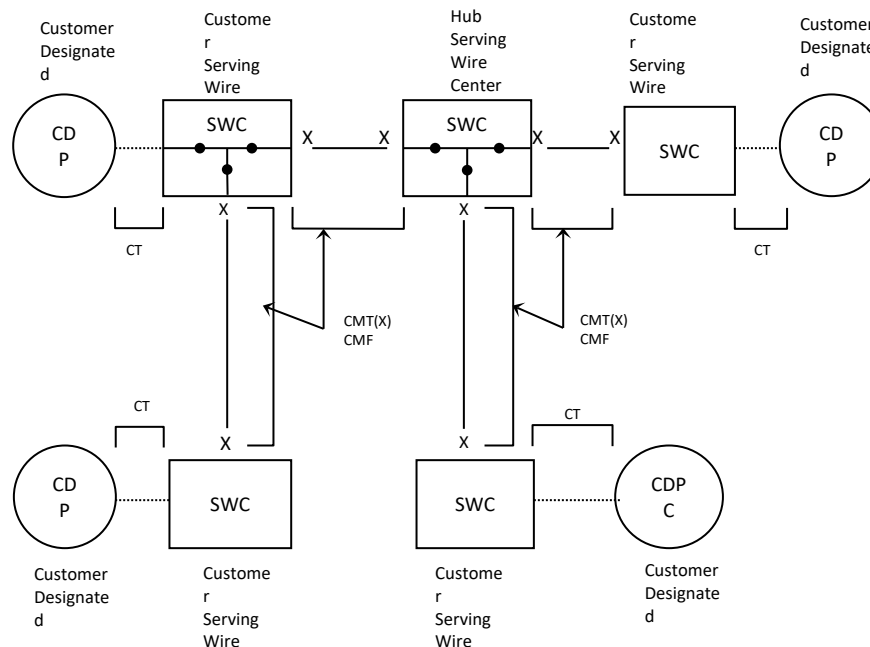
7.1.3 Service Configurations (Cont'd)

(B) MultiPoint Service (Cont'd)

The Special Access Surcharge, as set forth in 7.3 following, may be applicable.

The following diagram depicts a Voice Grade multipoint service connecting four customer designated premises (CDP) via two customer specified bridging hubs. The rate elements found in this tariff are the End User Channel Termination (EUCT) services in a Serving Wire Center designated as Non-Competitive.

(C)
(N)
(N)



CT - Channel Termination
CMT - Channel Mileage Termination
CMF - Channel Mileage Facility
- Bridging Port

Applicable rate elements are:

- Channel Terminations (4 applicable)
- Channel Mileage
- 2 Channel Mileage Terminations per Channel Mileage Facility section for a total of 8 plus
- 4 sections, Channel Mileage Facility per mile
- Bridging Optional Feature (6 applicable, i.e., each bridge port)

Transmittal No. 77

ACCESS SERVICE

7. Special Access Service (Cont'd)

7.1 General (Cont'd)

7.1.4 Alternate Use

Alternate Use occurs when a service is arranged by the Telephone Company so that the customer can select different types of transmission at different times. A customer may use a service in any privately beneficial manner. However, where technical or engineering changes are required to effectuate an alternate use, the Telephone Company will make such special arrangements available on an individual case basis.

The arrangement required to transfer the service from one operation to the other (i.e., the transfer relay and control leads) will be rated and provided on an individual case basis and filed in Section 12. following, Specialized Service or Arrangements. The customer will pay the stated tariff rates for the Access Service rate elements for the service ordered [i.e., Non-Competitive End User Channel Terminations (EUCTs)] and Optional Features and Functions (if any)]. (C)
(C)

7.1.5 Special Facilities Routing

A customer may request that the facilities used to provide Special Access Service be specially routed. The regulations, rates and charges for Special Facilities Routing (i.e., Avoidance, Diversity and Cable-Only) are set forth in Section 11. following.

7.1.6 Design Layout Report

At the request of the customer, the Telephone Company will provide to the customer the make-up of the facilities and services provided under this tariff as Special Access Service to aid the customer in designing its overall service. This information will be provided in the form of a Design Layout Report. The Design Layout Report will be provided to the customer at no charge, and will be reissued or updated whenever these facilities are materially changed.

Transmittal No. 77

ACCESS SERVICE

7. Special Access Service (Cont'd)

7.1 General (Cont'd)

7.1.7 Acceptance Testing

At no additional charge, the Telephone Company will, at the customer's request, cooperatively test the following at the time of installation:

- (A) For Voice Grade Non-Competitive End User Channel Terminations (EUCT), the acceptance test will include tests for loss, 3-tone slope, DC continuity, operational signaling, C-notched noise, and C-message noise when these parameters are applicable and specified in the order of service. Additionally, for Voice Grade services, a balance (improved loss) test will be made if the customer has ordered the improved loss optional feature. (C)
- (B) For other analog Non-Competitive EUCT services (i.e., Program Audio) and for digital services (i.e., Digital Data and High Capacity), acceptance tests will include tests applicable to the service as specified by the customer in the order for service. (C)

In addition to the above tests, Additional Cooperative Acceptance Testing for Voice Grade service to test other parameters, as described in 13.3.1(B) following, is available at the customer's request. All test results will be made available to the customer upon request.

7.1.8 Ordering Options and Conditions

Special Access Non-Competitive EUCT is ordered under the Access Order provisions set forth in Section 5. preceding. Also included in that section are other charges which may be associated with ordering Special Access Non-Competitive EUCT (e.g., Service Date Change Charges, Cancellation Charges, etc.). (C)

Transmittal No. 77

ACCESS SERVICE

7. Special Access Service (Cont'd)

7.2 Rate Regulations

This section contains the specific regulations governing the rates and charges that apply for Special Access.

7.2.1 Rate Categories

The basic rate categories which apply to Special Access Service in this tariff are as follows:

- Non-Competitive End User Channel Terminations (EUCTs) (described in 7.2.1(A) following)
- Optional Features and Functions (described in 7.2.1(C) following).

(A) Non-Competitive End User Channel Termination (EUCT)

The Non-Competitive EUCT rate category recovers the costs associated with the communications path between a customer designated premises and the serving wire center of that premises. Included as part of the Non-Competitive EUCT is a standard channel interface arrangement which defines the technical characteristics associated with the type of facilities to which the access service is to be connected at the Point of Termination (POT) and the type of signaling capability, if any. The signaling capability is provided as an optional feature as set forth in (C) following. One Non-Competitive EUCT charge applies per customer designated premises at which the channel is terminated. This charge will apply even if the customer designated premises and the serving wire center are collocated in a Telephone Company building.

(N¹)
|
(N¹)

(N¹): Material was inadvertently deleted by Transmittal No. 77

Transmittal No. 79

ACCESS SERVICE

7. Special Access Service (Cont'd)

7.2 Rate Regulations (Cont'd)

7.2.1 Rate Categories (Cont'd)

(B) Reserved For Future Use (C)

(D)

(D)

Transmittal No. 77

ACCESS SERVICE

7. Special Access Service (Cont'd)

7.2 Rate Regulations (Cont'd)

7.2.1 Rate Categories (Cont'd)

(C) Optional Features and Functions

The Optional Features and Functions rate category recovers the costs associated with optional features and functions, which may be added to a Special Access Non-Competitive end User Channel Termination (EUCT) to improve its quality or utility to meet specific communications requirements. These are not necessarily identifiable with specific equipment, but rather represent the end result in terms of performance characteristics, which may be obtained. These characteristics may be obtained by using various combinations of equipment. Although the equipment necessary to perform a specified function may be installed at various locations along the path of the service, they will be charged for as a single rate element. (C)

Examples of Optional Features and Functions that are available include, but are not limited to, the following:

- Signaling Capability
- Hubbing Functions
- Conditioning

(D)

(D)

Descriptions for each of the available Optional Features and Functions are set forth in 7.4 through 7.7 following.

Transmittal No. 77

ACCESS SERVICE

7. Special Access Service (Cont'd)

7.2 Rate Regulations (Cont'd)

7.2.2 Types of Rates and Charges

There are two types of rates and charges. These are monthly rates and nonrecurring charges. The rates and charges are described as follows:

(A) Monthly Rates

Monthly rates are recurring rates that apply each month or fraction thereof that a Special Access Non-Competitive End User Channel Termination (EUCT) is provided. For billing purposes, each month is considered to have 30 days. (C)

(B) Nonrecurring Charges

Nonrecurring charges are one-time charges that apply for specific work activity (i.e., installation or change to an existing service). The types of nonrecurring charges that apply for Special Access Non-Competitive End User Channel Termination (EUCT) are: installation of service, installation of optional features and functions, and service rearrangements. These charges are in addition to the Access Order Charge as specified in 17.4.1 following. (C)

(1) Installation of Service

Nonrecurring charges apply to each service installed. The nonrecurring charges for the installation of service are set for each channel type as a nonrecurring charge for the Non-Competitive EUCT. (C)

(2) Installation of Optional Features and Functions

When optional features and functions are installed coincident with the initial installation of service, no separate nonrecurring charge is applicable. When optional features and functions are installed or changed subsequent to the installation of service, an Access Order Charge as specified in 17.4.1 following will apply per order.

Transmittal No. 77

ACCESS SERVICE

7. Special Access Service (Cont'd)

7.2 Rate Regulations (Cont'd)

7.2.2 Types of Rates and Charges (Cont'd)

(B) Nonrecurring Charges (Cont'd)

(3) Service Rearrangements

Service rearrangements are changes to existing (installed) services which may be administrative only in nature, as set forth following, or that involve actual physical change to the service. Changes to pending orders are set forth in 5.4 preceding.

Changes in the physical location of the point of termination or customer designated premises are moves as set forth in 7.2.3 following.

Changes in the type of Non-Competitive End User Channel Termination (EUCL), which result in a change of the minimum period requirement, will be treated as a discontinuance of the service and an installation of a new service. (C) (C)

Changes in ownership or transfer of responsibility from one customer to another will be treated as a discontinuance of the service and an installation of a new service. In the event the change in ownership or transfer of responsibility is as set forth in 2.1.2(A) preceding where there is no change in facilities or arrangements, the change will be treated as an administrative change.

Transmittal No. 77

ACCESS SERVICE

7. Special Access Service (Cont'd)

7.2 Rate Regulations (Cont'd)

7.2.2 Types of Rates and Charges (Cont'd)

(B) Nonrecurring Charges (Cont'd)

(3) Service Rearrangements (Cont'd)

Administrative changes will be made without charge(s) to the customer. Administrative changes are as follows:

- Change of customer name,
- Change of customer or customer's end user premises address when the change of address not a result of physical relocation of equipment,
- Change in billing data (name, address, or contact name or telephone number),
- Change of agency authorization
- Change of customer circuit identification,
- Change of billing account number,
- Change of customer test line number,
- Change of customer or customer's end user contact name or telephone number, and
- Change of jurisdiction.

All other service rearrangements will be charged as follows:

- If the change involves the addition of other customer designated premises to an existing service, the nonrecurring charge for the Non-Competitive End User Channel Termination (EUCL) rate element will apply. The charge(s) will apply only for the location(s) that is being added. The charge(s) will be in addition to an Access Order Charge as set forth in 17.4.1 and 18.4.1, following. (C)

Transmittal No. 77

ACCESS SERVICE

7. Special Access Service (Cont'd)

7.2 Rate Regulations (Cont'd)

7.2.2 Types of Rates and Charges (Cont'd)

(B) Nonrecurring Charges (Cont'd)

(3) Service Rearrangements (Cont'd)

- If the change involves the addition of an optional feature or function, or if the change involves changing the type of signaling on a Voice Grade service, and for all other changes, the Access Order Charge as set forth in 17.4.1 and 18.4.1, following will apply.

7.2.3 Moves

A move involves a change in the Physical location of one of the following:

- The Point of Termination at the customer's premises
- The customer's premises

The charges for the move are dependent on whether the move is to a new location within the same building or to a different building.

(A) Moves Within the Same Building

When the move is to a new location within the same building, the charge for the move will be an amount equal to one half of the nonrecurring (i.e., installation) charge for the service termination affected. There will be no change in the minimum period requirements. This charge is in addition to the Access Order Charge as specified in 17.4.1 and 18.4.1, following.

(B) Moves To a Different Building

Moves to a different building will be treated as a discontinuance and start of service and all associated nonrecurring charges will apply. New minimum period requirements will be established for the new services. The customer will also remain responsible for satisfying all outstanding minimum period charges for the discontinued service.

Transmittal No. 1 – Filed under Special Permission No. 04-026

ACCESS SERVICE

7. Special Access Service (Cont'd)

7.2 Rate Regulations (Cont'd)

7.2.4 Minimum Periods

The minimum service period for all services except DS3 Non-Competitive End User Channel Terminations (EUCTs) is one month. The full monthly rate will apply to the first month, or any part thereof. Adjustments for the quantities of services established or discontinued in any billing period beyond the minimum period are as set forth preceding. The minimum service period for DS3Non-Competitive EUCTs is twelve months. If a customer discontinues service prior to the end of the minimum period for the service, refer to Section 2.4.2(B). For services involving a TPP (term pricing plan), see Section 7.2.8(D) and (E).

7.2.5 Reserved For Future Use (C)

(D)

(D)

Transmittal No. 77

ACCESS SERVICE

7. Special Access Service (Cont'd)

7.2 Rate Regulations (Cont'd) (C)

7.2.5 Reserved For Future Use (D)

(D)

7.2.6 Facility Hubs

A customer has the option of ordering Voice Grade Non-Competitive End User Channel Termination (EUCT) or High Capacity services (i.e., DS1 or DS3) to a facility hub for channelizing to individual services requiring lower capacity facilities (e.g., Voice, Program Audio, etc.). (C)

Different locations may be designated as hubs for different facility capacities, e.g., multiplexing from digital to digital may occur at one location while multiplexing from digital to analog may occur at a different location. When placing an Access Order the customer will specify the desired hub. NATIONAL EXCHANGE CARRIER ASSOCIATION, INC. TARIFF F.C.C. NO. 4 identifies serving wire centers, hub locations and the type of multiplexing functions available. (C)

Transmittal No. 77

ACCESS SERVICE

- 7. Special Access Service (Cont'd)
 - 7.2 Rate Regulations (Cont'd)
 - 7.2.6 Facility Hubs (Cont'd)

(D)
|
(D)

Point to point services may be provided on channels of these services to a hub. The transmission performance for the point to point service provided between customer designated premises will be that of the lower capacity or bit rate. For example, when a 1.544 Mbps channel is multiplexed to voice frequency channels, the transmission performance of the channelized services will be Voice Grade, not High Capacity.

The Telephone Company will commence billing the monthly rate for the service to the hub on the date specified by the customer on the Access Order. Individual channels utilizing these services may be installed coincident with the installation of the service to the hub or may be ordered and/or installed at a later date, at the option of the customer. The customer will be billed for a Voice Grade or a High Capacity Non-Competitive End User Channel Termination (EUCT) and the multiplexer at the time the service is installed. Individual service rates (by service type) will apply for a Non-Competitive EUCT for each channelized service. These will be billed to the customer as each individual service is installed.

(C)
|
(C)

(D)
|
(D)

Transmittal No. 77

ACCESS SERVICE

- 7. Special Access Service (Cont'd)
 - 7.2 Rate Regulations (Cont'd)
 - 7.2.6 Facility Hubs (Cont'd)

(D)
|
(D)

The Telephone Company will designate hubs for Program Audio Service. Full-time or part-time service may be provided between customer designated premises or between a customer designated premises and a hub and billed accordingly at the monthly rates set forth in 17.3.3 following for a Non-Competitive End User Channel Termination (EUCT) and Optional Features and Functions, as applicable. When Non-Competitive EUCT is ordered to a hub, the customer may order a full-time or part-time Program Audio service as needed between that hub and additional customer designated premises. The rate elements required to provide the part-time service (i.e., Non-Competitive EUCT and Optional Features and Functions, as applicable) will be billed at minimum monthly rates for the duration of the service requested.

(C)
|
(C)

(C)
(C)

Transmittal No. 77

ACCESS SERVICE

7. Special Access Service (Cont'd)

7.2 Rate Regulations (Cont'd)

7.2.7 Mixed Use Analog and Digital High Capacity Services

Mixed use refers to a rate application applicable only when the customer orders High Capacity Special Access facilities between a customer designated premises and a Telephone Company hub where the Telephone Company performs multiplexing/de-multiplexing functions and the same customer then orders the derived channels as Special Access Service and Switched Access Services. If the customer has Switched Access Service between a customer designated premises and an end office that is multiplexed at a Telephone Company hub and subsequently orders the derived channels as Special Access Service and Switched Access Service, rates and charges will apply as if the service were ordered as mixed use. (T)

Except as noted above, the High Capacity facility will be ordered, provided and rated as Special Access Service (i.e., Non-Competitive End User Channel Termination (EUCT)). The nonrecurring charge that applies when the mixed-use facility is installed will be the nonrecurring charge associated with the appropriate Special Access High Capacity Non-Competitive EUCT. Rating as Special Access will continue until such time as the customer chooses to use a portion of the available capacity for Switched Access Service. Individual service (i.e., Switched Access Service or Special Access Service) nonrecurring charges will not apply to the individual channels of the mixed-use facility. (C) (C) (C) (T) (T)

Transmittal No. 77

ACCESS SERVICE

7. Special Access Service (Cont'd)

7.2 Rate Regulations (Cont'd)

7.2.7 Mixed Use Analog and Digital High Capacity Services (Cont'd)

When Special Access Service is provided utilizing a channel of the mixed use facility to a hub, High Capacity rates and charges will apply for the facility to the hub, as set forth preceding, and individual service rates and charges will apply from the hub to the customer designated premises. The rates and charges that will apply to the portion from the hub to the customer designated premises will be dependent on the specific type of Special Access Service that is provided (e.g., Voice Grade, etc.). The applicable rates and charges will include a Non-Competitive EUCT. Rates and charges for optional features and functions associated with the service, if any, will apply for the appropriate channel type. (C)

As each individual channel is activated for Switched Access Service, the High Capacity Special Access Non-Competitive End User Channel Termination (EUCT) will be reduced accordingly (e.g., 1/24th for a DS1 service, 1/672nd for a DS3 service, etc.). (C)

The following table shows the total voice grade equivalents for each of the services that may be used for mixed use.

<u>High Capacity or Optical Carrier Service</u>	<u>DS3 Quantities</u>	<u>DS1 Quantities</u>	<u>Voice Grade Equivalents</u>
DS1	N/A	1	24
DS3	1	28	672
OC3	3	84	2,016
OC12	12	336	8,064

Switched Access Service rates and charges, as set forth in 17.2 and 18.2 following, will apply for each channel that is used to provide a Switched Access Service.

The customer must place an order for each individual Switched Access Service or Special Access Non-Competitive End User Channel Termination (EUCT) utilizing the Mixed Use Facilities and specify the channel assignment for each such service. (T)
(C)

Additionally, the Switched Access Service Entrance Facility, Direct-Trunked Transport, and Multiplexing charges, if applicable, will be reduced by multiplying their respective rates by the ratio of derived Switched Access Service channels to the total number of channels that can be derived.

Transmittal No.77

ACCESS SERVICE

7. Special Access Service (Cont'd)

7.2 Rate Regulations (Cont'd)

7.2.8 Optional Rate Plans (ORPs) for High Capacity Non-Competitive End User Channel Terminations (EUCTs) (C)
(C)

The only Optional Rate Plan (ORP) currently being offered is a Term Pricing Plan (TPP).

(A) Term Pricing Plan (TPP)

The High Capacity Optional Rate Plan rates for Special Access Non-Competitive End User Channel Terminations (EUCTs) subject to Section 203 of the Communications Act are filed in this tariff. Other Special Access rates included in this plan are not subject to Section 203 and are provided outside of this tariff. (N)
(N)

- (1) The Term Pricing Plan applies to (1) Special Access DS1 and DS3 High Capacity Non-Competitive EUCTs monthly rates as set forth following. The current monthly rates for such services are reduced to a specified rate which reflects a discount off of the monthly rates. The rate is a directly related to the length of the service commitment period selected by the customer. The longer the commitment, the lower the rate. The TPP rates are as set forth in following. (C)
(T)
- (2) Discounted rates for the TPP are only applied to service provided to a customer within the same state and LATA by the same Telephone Company.
- (3) The minimum service period on a monthly rate basis is one month for DS1 Non-Competitive EUCTs and twelve months for DS3 Non-Competitive EUCTs. (C)
(C)
(C)
- (4) DS1 and DS3 High Capacity Non-Competitive EUCTs may be ordered at the customer's option on a monthly rate basis for TPP periods of 12 months (1 year), 36 months (3 years) or 60 months (5 years). The minimum service period for all TPPs is twelve months. The customer must specify the length of the service commitment period at the time the service is ordered.
- (5) For customers that subscribe to the TPP for 12, 36 or 60 months, the TPP rates as set forth following, will be frozen from Company initiated rate increases for the entire discount period at the rates in effect at the beginning of the TPP period. If a TPP rate is decreased, the rate reduction will be applied automatically to the remainder of the current TPP period. (T)

Transmittal No. 77

ACCESS SERVICE

7. Special Access Service (Cont'd)

7.2 Rate Regulations (Cont'd)

7.2.8 Optional Rate Plans (ORPs) for High Capacity Non-Competitive End User Channel Terminations (EUCTs) (Cont'd) (C)
(C)

(B) Term Discounts (Cont'd)

- (6) At the end of the TPP period, the customer may convert to month-to-month service or subscribe to a new TPP. If the customer does not make a choice by the end of the TPP period, the rates will automatically convert to month-to-month service rates.
- (7) To be included in a TPP all eligible rate elements must be ordered for the same commitment term (i.e., all for 36 months) and with the same service date. When additional capacity is subsequently added, it will be available only on a month-to month basis unless the TPP period of the entire service is upgraded.
- (8) Eligible High Capacity Non-Competitive EUCTs are provided to a customer within the same state and LATA by the same telephone company. As long as the number of DS1 and/or DS3 Non-Competitive EUCTs included in a TPP remains constant, customer requests to install and disconnect the same type of services, including changes affecting different wire centers and/or customer designated premises, will not change the current TPP period or the minimum service period and Discontinuance of Service charges as set forth following, will not apply. (C)
(C)
(C)
(T)

(B) Upgrades in Term Discounts

Services provided under monthly rates or TPP rates may be upgraded to a TPP at any time without incurring Channel Termination nonrecurring charges or discontinuance charges for existing services. The new TPP must meet or exceed the service term of the plan being upgraded. For example, a service with a 36 month commitment period may be upgraded to a new 36 month, or 60 month service period. The TPP monthly rates will be those that are in effect at the time the service is upgraded. The new minimum service period applies to all services that are upgraded.

Transmittal No. 77

ACCESS SERVICE

7. Special Access Service (Cont'd)

7.2 Rate Regulations (Cont'd)

7.2.8 Optional Rate Plans (ORPs) for High Capacity Non-Competitive End User Channel Terminations (EUCTs) (Cont'd) (C)

(C) Upgrades in Capacity (i.e., DS1 to DS3)

If the customer chooses to upgrade a service under the TPP to a higher capacity (i.e., DS1 to DS3), discontinuance charges will not apply, provided all the following conditions are met: (C)

- (1) the customer's order for the disconnect of the existing service and the installation of the new service are received at the same time and specifically reference the application of upgrade in capacity;
- (2) the customer's disconnect order for the existing service must reference the new service installation order;
- (3) the new service has a total voice equivalent channel capacity greater than the total voice equivalent channel capacity of the service being discontinued; and
- (4) the new TPP period meets or exceeds the TPP period being discontinued.

A new minimum service period applies to all upgrades. Non-Competitive EUCTs nonrecurring charges for an equivalent channel capacity of the existing services being upgraded to the higher speed service will not be assessed. For example, 30 DS1 Services are being upgraded to DS3 Service. A capacity of 3 is installed at the customer's request. A total of 2 DS3 Channel rate elements will be installed without Channel Termination nonrecurring charges being assessed, as it will require 2 DS3 Channel rate elements to provide the equivalent channel capacity of the existing services. Non-Competitive EUCTs nonrecurring charges will not apply to the upgraded lower speed services placed on the higher speed service if requested at the same time as the upgrade request. Channel Termination nonrecurring charges will apply for capacity that exceeds the existing equivalent channel capacity. (C)

Should the customer choose to upgrade either a portion of, or the entire lower capacity (e.g. DS1) service under the TPP to a higher capacity (e.g. DS3) service and move the service to a new customer location(s) within the same state and LATA, discontinuance charges will not apply, as long as the service continues to be provided by the same telephone company.

Transmittal No. 77

ACCESS SERVICE

7. Special Access Service (Cont'd)

7.2 Rate Regulations (Cont'd)

7.2.8 Optional Rate Plans (ORPs) for High Capacity Non-Competitive End User Channel Terminations (EUCTs) (Cont'd) (C)
(C)

(D) Discontinuance of Service – Grandfathered -- see Note 1

If the customer chooses to disconnect all or a portion of the service prior to the expiration of the Term Discount period, discontinuance charges will apply to the portion of the service being discontinued

Should the customer choose to discontinue a Term Discount plan prior to the completion of the minimum service period, discontinuance charges will apply. Discontinuance charges equal to one-hundred percent of the total undiscounted monthly rates, less any amounts previously paid, will apply for the minimum service period. Additionally, discontinuance charges of fifteen percent for DS1 service, and fifty percent for DS3 service, of the total undiscounted monthly charges will apply to the remaining portion of the discount service term.

Should the customer choose to discontinue service ordered under a Term Discount plan after the minimum service period but before the completion of the discount period, discontinuance charges will apply. Discontinuance charges of fifteen percent for DS1 Service, and fifty percent for DS3 Service, of the total undiscounted monthly charges will apply to the remaining portion of the discount period. For example, a customer has a DS1 Service which it chooses to discontinue after 33 months into a 60-month service term. The discontinuance charge would be 0.15 times 27 months times the undiscounted monthly rates for that service.

Note 1: No new service will be provided under Section 7.2.8(D) after November 17, 2004; current customers will be grandfathered under the provisions of 7.2.8(D) until the end of their current TPP or minimum period. During this transition period, customers will have the choice of paying the lesser of the two termination liabilities. Refer to the succeeding paragraph, 7.2.8(E) for the current procedures, which will cover all customers who accept service after the effective date of this page. (T)

Transmittal No. 77

Issued: November 16, 2017

Effective: December 1, 2017

Vice President, Regulatory and Public Policy
350 South Loop 336 West
Conroe, TX 77304

ACCESS SERVICE

7. Special Access Service (Cont'd)

7.2 Rate Regulations (Cont'd)

7.2.8 Optional Rate Plans (ORPs) for High Capacity Non-Competitive End User Channel Terminations (EUCTs) (Cont'd) (C)
(C)

(E) Discontinuance of Service -- Current

(1) Conditions for a Termination Charge
Any customer who discontinues a service provided by the Company

- (a) prior to the end of the minimum period for the service, or
- (b) prior to the end of a Term Pricing Plan (TPP)

will be billed a termination charge.

(2) Determination of Termination Charge

During the first year of service, the termination charge will consist of payment of the remainder of the charges due for the first year plus fifty percent (50%) of all charges beyond the first year of service. After the first year of service, the termination charge will consist of fifty percent (50%) of the remainder of the charges due under the contract at the rate level in effect at the time service is discontinued.

(3) Example

A customer has agreed to a 3-year contract for DS3 Non-Competitive EUCTs, and decides to discontinue the service after 7 months, the termination charge will be 100% of the remaining 5 months of the 1st year charges on the contract plus 50% of the 24 monthly charges due between one year and three years. Under the above contract, if the customer discontinued the service after 18 months, the termination charge would be 50% of the 18 remaining monthly payments between 18 months and 36 months. (C)
(C)

Transmittal No. 77

ACCESS SERVICE

7. Special Access Service (Cont'd)

7.2 Rate Regulations (Cont'd)

7.2.9 Application of Competitive and Non-Competitive Rates

(A) Transport, Optional Features and Functions, Non-End User Channel Terminations

The FCC has deemed all Special Access transport rate elements, non-end user channel terminations, end user channel terminations for services with a bandwidth greater than a DS3, and packet based end user channel terminations to be eligible for relief from price cap regulation. Relief from price cap regulation also applies to multiplexing, certain optional features and functions and the non-recurring charges that are not associated with end-user channel terminations. These rate elements are provided outside of this tariff. Documents, agreements or contracts that provide service outside this tariff may be accessed at the Company's website or the Company's other designated location. Rates and regulations for Special Access Service provided outside this tariff cannot supersede, negate or revise the rates and regulations contained within this tariff.

(B) End-User Channel Terminations

The application of rates to End User Channel Terminations for non-packet based Special Access Services with a bandwidth equal to or less than a DS3 is dependent upon whether the serving wire center is located in a Competitive County or a Non-Competitive County. If the End User Channel Termination is in a Competitive County, Rates are provided outside of this tariff. If the End User Channel Termination is served by a serving wire center in a Non-Competitive County, non-competitive rates and charges following apply.

Transmittal No. 77

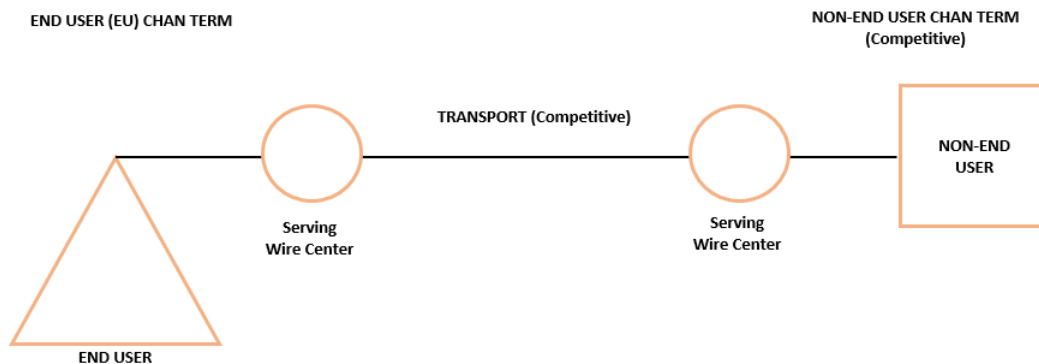
ACCESS SERVICE

7. Special Access Service (Cont'd)

7.2 Rate Regulations (Cont'd)

7.2.9 Application of Competitive and Non-Competitive Rates (Cont'd)

Examples of competitive and non-competitive rate applications for non-packet based circuits that have a bandwidth of a DS3 or less are illustrated in the following diagrams:

Example 1:**Non-End User to End User Circuit Design**

Rates provided outside of this tariff apply to the non-end user Channel Termination (Chan Term). End User Channel Termination rates depend on the location of the end user serving wire center (SWC). If SWC is located in a Non-Competitive County, the end-user Chan Term rates in this tariff will apply. Otherwise, rates are provided outside of this tariff.

Transmittal No. 77

ACCESS SERVICE

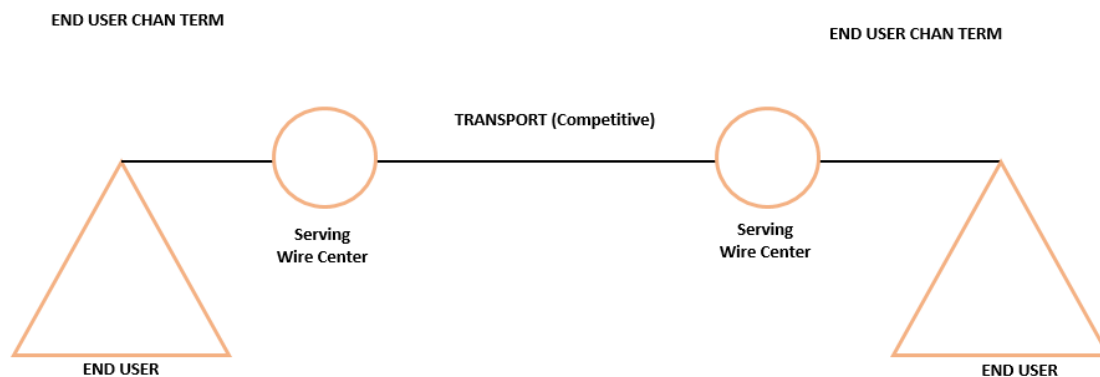
7. Special Access Service (Cont'd)

7.2 Rate Regulations (Cont'd)

7.2.9 Application of Competitive and Non-Competitive Rates (Cont'd)

Example 2:

End User to End User Circuit Design



Channel Termination rates depend on the location of each end user serving wire center. If SWC is located in a non-competitive county, rates following in this tariff apply. Otherwise, rates are provided outside of this tariff.


Transmittal No. 77

ACCESS SERVICE

- 7. Special Access Service (Cont'd)
- 7.2 Rate Regulations (Cont'd)
- 7.2.9 Application of Competitive and Non-Competitive Rates (Cont'd)

Example 3:

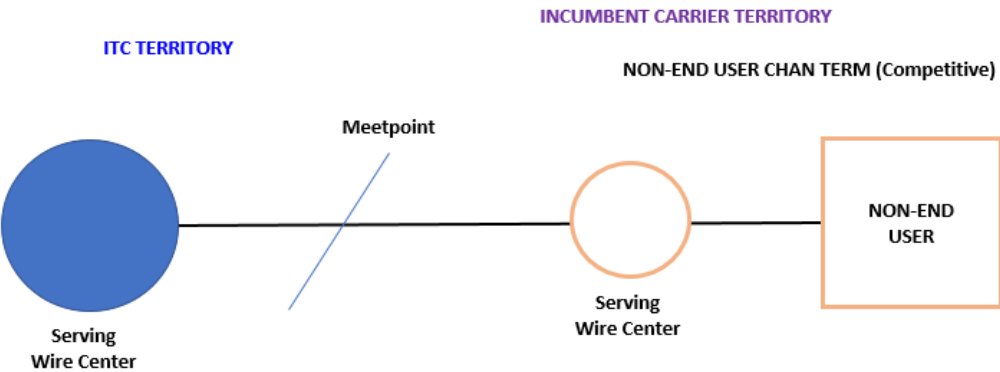
Access Customer Terminal Location to Access Customer Terminal Location Connection



Rates are provided outside of this tariff, regardless of whether the serving wire centers are in a Competitive or Non-Competitive County.

Example 4:

Access Customer Terminal Location to Independent Carrier (ITC)



Rates are provided outside of this tariff, regardless of whether the serving wire centers are in a Competitive or Non-Competitive County.

Transmittal No. 77

ACCESS SERVICE

7. Special Access Service (Cont'd)

7.3 Surcharges for Special Access Service

7.3.1 General

Special Access Services provided under this tariff may be subject to a monthly surcharge.

7.3.3 Application

- (A) The Special Access Surcharge will apply to each interstate Special Access Service that terminates on an end user's PBX or other device, where through a function of the device, the Special Access Service interconnects to the local exchange network. Interconnection functions include, but are not limited to, wiring and software functions, bridging, switching or patching of calls or stations. The Surcharge will apply irrespective of whether the interconnection function is performed in equipment located at the customer's premises or in a Centrex CO-type switch.
- (B) Special Access Service will be exempted from the Surcharge by the Telephone Company upon receipt of the customer's written certification for the following Special Access Service terminations:
 - (1) an open-end termination in a Telephone Company switch of an FX line, including CCSA and CCSA equivalent ONALs; or
 - (2) an analog channel termination that is used for radio program transmission; or
 - (3) a termination used for TELEX service; or
 - (4) a termination that by the nature of its operating characteristics could not make use of Telephone Company common lines such as, terminations which are restricted through hardware or software; or
- (D)

Transmittal No. 77

ACCESS SERVICE

7. Special Access Service (Cont'd)

(N)(*)

7.3 Surcharge for Special Access Service (Cont'd)

7.3.3 Application (Cont'd)

(B) (Cont'd)

- (5) a termination that interconnects either directly or indirectly to the local exchange network where the Special Access Service accesses only FGA and no local exchange lines, or Special Access Service between customer points of termination, or Special Access Service connecting CCSA or CCSA-type equipment (intermachine trunks); or
- (6) a termination that the customer certifies to the Telephone Company is not connected to a PBX or other device which interconnects the Special Access Service to a local exchange subscriber line.

7.3.4 Exemption of Special Access Service

- (A) Special Access Services which are terminated as set forth in 7.3.2(B) preceding will be exempted from the Special Access Surcharge if the customer provides the Telephone Company with written exemption certification. The certification may be provided to the Telephone Company as follows:
 - at the time the Special Access Service is ordered or installed; or
 - at such time as the service is reterminated to a device which does not interconnect the service to local exchange facilities.

(N)(*)

*Issued on not less than one days notice under
authority of Special Permission No.08-014 of the FCC

ACCESS SERVICE

7. Special Access Service (Cont'd)

(N)(*)

7.3 Surcharge for Special Access Service (Cont'd)

7.3.4 Exemption of Special Access Service (Cont'd)

- (B) The exemption certification is to be provided by the customer ordering the service. The certification must be signed by the customer or authorized representative and include the category of exemption, as set forth in 7.3.2(B) preceding, for each termination, and the date which the exemption is effective.
- (C) The customer shall also notify the Telephone Company when an exempted Special Access Service is changed or reterminated such that the exemption is no longer applicable.
- (D) The Telephone Company will work cooperatively with the customer to resolve any questions regarding the exemption certification. In addition, the Telephone Company may withhold exemption of the service until the questions are resolved.

7.3.5 Rate Regulations

- (A) The surcharge will apply as set forth in 7.3.2(A) preceding, except that a surcharge will be assessed on a per voice grade equivalent basis for Special Access Services derived from High Capacity Special Access Services as illustrated in the following example:

<u>Special Access Service</u>	<u>Voice Grade Equivalent</u>	<u>Surcharge</u>	<u>Monthly Charge</u>
DS1	24 x	\$25	= \$600.00

The preceding example illustrates the maximum number of surcharges applicable to a DS1. If the customer claims exemption(s) as set forth in 7.3.3 preceding or, is not utilizing all available voice grade equivalents and has spare capacity, the number of surcharges would be reduced accordingly.

In the case of multipoint Special Access Services, one Special Access Surcharge will apply for each termination of a Special Access Channel at an end user's premises.

(N)(*)

*Issued on not less than one days notice under authority of Special Permission No. 08-014 of the FCC

ACCESS SERVICE

7.	Special Access Service (Cont'd)	(N)(*)
7.3	Surcharge for Special Access Service (Cont'd)	
7.3.5	Rate Regulations (Cont'd)	
(B)	The Telephone Company will bill the appropriate Special Access Surcharge to the ordering customer for each interstate Special Access Service installed unless exemption certification is provided as set forth in 7.3.3 preceding.	
(C)	If a written certification is not received at the time the Special Access Service is obtained, the Surcharge will be applied. Exempt status will become effective on the certification date indicated by the customer, subject to the regulations set forth in (D) following.	
(D)	Crediting the Surcharge	
	The Telephone Company will cease billing the Special Access Surcharge when certification, as set forth in 7.3.3. preceding, is received. If the status of the Special Access Service was changed prior to receipt of the exemption certification, the Telephone Company will credit the customer's account, not to exceed ninety (90) days, based on the effective date of the change as specified by the customer in the letter of certification.	(N)(*)

*Issued on not less than one days notice under
authority of Special Permission No. 08-014 of the FCC

ACCESS SERVICE

7.4 Voice Grade Service

7.4.1 Basic Channel Description

A Voice Grade Non-Competitive End User Channel Termination (EUCT) is a channel, (C)
(C)
which provides voice frequency transmission capability in the nominal frequency range of 300 to 3000 Hz and may be terminated as two-wire or four-wire. Voice Grade channels are provided between customer designated premises, between a customer designated premises and a Telephone Company hub or hubs, or between a customer designated premises and a WATS Serving Office (WSO).

Voice Grade Special Access Non-Competitive EUCTs are typically used for voice and (C)
voiceband data applications. Typical examples of voice grade circuits are Foreign Exchange lines (station end only), multipoint private line, voice trunk type, two-point voice grade data (one-way or simultaneous two-way), multipoint voice grade data, and voice grade telephoto or facsimile. These examples of applications are not intended to limit a customer's use of the channel nor to imply that the channel is limited to a particular use.

Rates and charges for Special Access Voice Grade Non-Competitive EUCTs are as set (C)
forth in 17.3.2 and 18.3.4, following.

7.4.2 Technical Specifications Packages and Network Channel Interfaces

Technical Specifications Packages are set forth in 15.2.1(A) following. Compatible network channel interfaces are set forth in 15.2.2(C)(1) following.

7.4.3 Optional Features and Functions

(A) Central Office Bridging Capability

- (1) Voice Bridging (two-wire and four-wire)
- (2) Data Bridging (two-wire and four-wire)
- (3) Telephoto Bridging (two-wire and four-wire)

The rates for these options are set forth in 17.3.2(C)(1) and 18.3.4(C)(1), following.

Transmittal No. 77

ACCESS SERVICE

7. Special Access Service (Cont'd)

7.4 Voice Grade Service (Cont'd)

7.4.3 Optional Features and Functions (Cont'd)

(B) Conditioning

Conditioning provides more specific transmission characteristics for Voice Grade services. The rates for these options are set forth in 17.3.2(C)(2) and 18.3.4(C)(2), following.

For two-point services, the parameters apply to each service as measured end-to-end. For multipoint services, the parameters apply as measured on each mid-link or as measured on each end link. C-Type conditioning and Data Capability may be combined on the same service.

Transmittal No. 1 – Filed under Special Permission No. 04-026

ACCESS SERVICE

7. Special Access Service (Cont'd)

7.4 Voice Grade Service (Cont'd)

7.4.3 Optional Features and Functions (Cont'd)

(B) Conditioning (Cont'd)

(1) C-Type Conditioning

C-Type Conditioning is provided for the additional control of attenuation distortion and envelope delay distortion on data services. The attenuation distortion and envelope delay distortion specifications for C-Type Conditioning are delineated in Technical Reference TR-NPL-000335.

(2) Improved Attenuation Distortion*

Improved Attenuation Distortion upgrades the frequency versus loss limits of the channel. The technical specifications for Improved Attenuation Distortion are delineated in Technical Reference TR-NPL-000335. This option is available only when ordered in combination with C-Type Conditioning.

(3) Improved Envelope Delay Distortion*

Improved Envelope Delay Distortion upgrades the frequency versus delay response limits of the channel. The technical specifications for Improved Envelope Delay Distortion are delineated in Technical Reference TR-NPL-000335. This option is available only when ordered in combination with C-Type Conditioning.

- * Improved Attenuation Distortion and Improved Envelope Delay Distortion will continue to be provided to all customers who were provided with either or both of these optional features in conjunction with C-Type Conditioning prior to May 4, 1988.

Transmittal No. 1 – Filed under Special Permission No. 04-026

ACCESS SERVICE

7. Special Access Service (Cont'd)

7.4 Voice Grade Service (Cont'd)

7.4.3 Optional Features and Functions (Cont'd)

(B) Conditioning (Cont'd)

(4) Data Capability (D Conditioning)

Data Capability provides transmission characteristics suitable for data communications. Specifically, Data Capability provides for the control of Signal to C-Notched Noise Ratio and intermodulation distortion. It is available for two-point services or three-point multipoint services.

The Signal to C-Notched Noise Ratio and intermodulation distortion parameter for Data Capability are delineated in Technical Reference TR-NPL-000335. The rate for this option is set forth in 17.3.2(C)(2) and 18.3.4(C)(2), following.

When a service equipped with Data Capability is used for voice communications, the quality of the voice transmission may not be satisfactory.

(5) Telephoto Capability

Telephoto Capability provides transmission characteristics suitable for telephotographic communications. Specifically, Telephoto Capability is provided for the control of attenuation distortion and envelope delay distortion on telephotographic services. The attenuation distortion and envelope delay distortion parameters for Telephoto Capability are delineated in Technical Reference TR-NPL-000335. The rate for this option is set forth in 17.3.2(C)(2) following.

(C) Customer Specified Premises Receive Level

This option allows the customer to specify the receive level at the Point of Termination. The level must be within a specific range on effective four-wire transmission. The ranges are delineated in Technical Reference TR-TSY-000335. The rate for this option is set forth in 18.3.4(C)(4) following.

Transmittal No. 1 – Filed under Special Permission No. 04-026

ACCESS SERVICE

7. Special Access Service (Cont'd)

7.4 Voice Grade Service (Cont'd)

7.4.3 Optional Features and Functions (Cont'd)

(D) Improved Return Loss

- (1) On Effective Four-Wire Transmission at Four-Wire Point of Termination (applicable to each two-wire port): Provides for a fixed 600 ohm impedance, variable level range and simplex reversal. Telephone Company equipment is required at the customer's premises where this option is ordered. The Improved Return Loss parameters are delineated in Technical Reference TR-NPL-000335. The rate for this option is set forth in 17.3.2(C)(3) AND 18.3.4(c)(3), following.
- (2) On Effective Two-Wire Transmission at Two-Wire Point of Termination: Provides for more stringent Echo Control specifications. In order for this option to be applicable, the transmission path must be four-wire at one POT and two-wire at the other POT. Placement of Telephone Company equipment may be required at the customer's premises with the two-wire POT. The Improved Return Loss parameters are delineated in Technical Reference TR-NPL-000335. The rate for this option is set forth in 17.3.2(C)(3) AND 18.3.4(c)(3), following.

(E) Signaling Capability

Signaling Capability provides for the ability to transmit signals from one customer premises to another customer premises on the same service. The rate for this option is set forth in 17.3.2(C)(4) and 18.3.4(C)(5), following.

The following network channel interfaces for Voice Grade service do not require signaling capability: AH, DA, DB, DD, DE, DS, NO, PR and TF.

The following network channel interfaces for Voice Grade service require signaling capability: AB, AC, CT, DX, DY, EA, EB, EC, EX, GO, GS, LA, LB, LC, LO, LR, LS, RV and SF. The signaling capability charge will not apply when used in the provision of WATS access service.

Transmittal No. 1 – Filed under Special Permission No. 04-026

ACCESS SERVICE

7. Special Access Service (Cont'd)

7.4 Voice Grade Service (Cont'd)

7.4.3 Optional Features and Functions (Cont'd)

(F) Four-Wire/Two-Wire Conversions

When a customer requests that an effective four-wire channel be terminated with a two-wire channel interface at the customer designated premises, a four-wire to two-wire conversion is required. The customer will be charged the four-wire Non-Competitive End User Channel Termination (EUCT) rate as set forth in rate sections following when an effective four-wire is specified in the order for service. The rate for the conversion is included as part of the basic four-wire Non-Competitive EUCT rate.

(C)
(T)
(C)

Transmittal No. 77

ACCESS SERVICE

7. Special Access Service (Cont'd)

7.4 Voice Grade Service (Cont'd)

7.4.3 Optional Features and Functions (Cont'd)

(G) Improved Two-Wire Voice Transmission

(1) Loss Deviation

The maximum Loss Deviation of the 1004 Hz loss relative to the Expected Measured Loss (EML) is -4.0 dB to +4.0 dB.

(2) Attenuation Distortion

The maximum Attenuation Distortion in the 404 to 280 Hz frequency band relative to loss at 1004 Hz is -2.0 dB to +6.0 dB.

(3) C-Message Noise

The maximum C-Message Noise for the transmission path at the route miles listed is less than:

<u>Route Miles</u>	<u>C-Message Noise</u>
less than 50	35 dBrnc
51 to 100	37 dBrnc
101 to 200	40 dBrnc
201 to 400	43 dBrnc
401 to 1000	45 dBrnc

(4) Return Loss

The Return Loss, expressed as Echo Return Loss (ERL) and Singing Return Loss (SRL), is equal to or greater than:

ERL	13.0 dB
SRL	6.0 dB

The rate for the provision of Improved Two-Wire Voice Transmission is included as part of the basic Channel Termination rate.

Transmittal No. 1 – Filed under Special Permission No. 04-026

ACCESS SERVICE

7. Special Access Service (Cont'd)

7.5 Program Audio Service

7.5.1 Basic Channel Description

A Program Audio Non-Competitive End User Channel Termination (EUCT) is a channel with bandwidth measured in Hz for the transmission of a complex signal voltage. The actual bandwidth is a function of the channel interface selected by the customer. Only one-way transmission is provided. Program Audio Non-Competitive EUCT channels are provided between customer designated premises or between a customer designated premises and a Telephone Company hub or hubs. (C)

Program Audio Special Access Non-Competitive EUCTs are typically used in full-time and part-time applications for radio broadcasting, noncommercial educational audio, and wired music. These examples of applications are not intended to limit a customer's use of the channel or to imply that the channel is limited to a particular use. (C)

Rates and charges for Special Access Program Audio Non-Competitive EUCT are as set forth in the rate sections following. (C)

7.5.2 Technical Specifications Packages and Network Channel Interfaces

Technical Specifications Packages are set forth in 15.2.1(B) following. Compatible network channel interfaces are set forth in 15.2.2(C)(2) following.

Transmittal No. 77

ACCESS SERVICE

7. Special Access Service (Cont'd)

7.6 Digital Data Service

7.6.1 Basic Channel Description

A Digital Data channel is a channel for duplex four-wire transmission of synchronous serial data at the rate of 2.4, 4.8, 9.6, 19.2, 56 or 64 Kbps. The actual bit rate is a function of the channel interface selected by the customer. The channel provides a synchronous service with timing provided by the Telephone Company through the Telephone Company's facilities to the customer in the received bit stream. Digital Data channels are only available via Telephone Company designated hubs and are provided between customer designated premises or between a customer designated premises and a Telephone Company hub or hubs.

The customer may provide the Channel Service Unit-type equipment or other Network Channel Terminating Equipment associated with the Digital Data channel at the customer premises.

The Telephone Company will provide a channel capable of meeting a monthly average performance equal to or greater than 99.875% error-free seconds (if provided through a Digital Data hub) while the channel is in service, if it is measured through a CSU equivalent, which is designed, manufactured, and maintained to conform with the specifications contained in Technical Reference PUB 62310.

Rates and charges for Special Access Digital Data Service are as set forth in 17.3.4 and 18.3.7, following.

Transmittal No. 1 – Filed under Special Permission No. 04-026

ACCESS SERVICE

7. Special Access Service (Cont'd)

7.6 Digital Data Service

7.6.2 Technical Specifications Packages and Network Channel Interfaces

Technical Specifications Packages are set forth in 15.2.1(C) following. Compatible channel interfaces are set forth in 15.2.2(C)(3) following.

The following network channel interfaces (NCIs) define the bit rates that are available for a Digital Data channel:

<u>NCI</u>	<u>Bit Rate</u>
DU-24	2.4 Kbps
DU-48	4.8 Kbps
DU-96	9.6 Kbps
DU-19	19.2 Kbps
DU-56	56.0 Kbps
DU-64	64.0 Kbps

7.6.3 Optional Features and Functions

(A) Central Office Bridging Capability

Bridging is not available on a 64.0 Kbps channel.

(D)

(D)

Transmittal No. 77

ACCESS SERVICE

7. Special Access Service (Cont'd)

7.7 High Capacity Service

7.7.1 Basic Channel Description

(A) General Description

A High Capacity channel is a channel for the transmission of nominal 64.0 Kbps* (T)
(DS0), 1.544 Mbps (DS1) or 44.736 Mbps (DS3) isochronous serial data. The actual (T)
bit rate is a function of the channel interface selected by the customer. High Capacity
channels are provided between customer designated premises or between a customer
designated premises and a Telephone Company hub or hubs.

The customer may provide the Network Channel Terminating Equipment
associated with the High Capacity channel at the customer's premises.

A channel with technical specifications package HC1 will be capable of an
error-free second performance of 98.75% over a continuous 24 hour period as
measured at the 1.544 Mbps rate through a CSU equivalent which is designed,
manufactured, and maintained to conform with the specifications contained in (C)
Technical Reference GR-342-CORE. (C)

(B) Optional Rate Plans (ORPs) (N)

The only Optional Rate Plan (ORP) currently offered by the Companies are
Term Pricing Plans (TPPs). These are available for DS1 and DS3 High
Capacity Service. See Section 7.2.8 for a description of the ORPs.

(C) Rates and Charges (N)

Rates and charges for Special Access High Capacity Service are as set forth in
17.3.5 and 18.3.8, following.

* Available only as a channel of a 1.544 Mbps facility to a Telephone Company Digital Data hub or
as a cross connect of two 2.4, 4.8, 9.6, 56.0 or 64.0 Kbps channels of two 1.544 Mbps facilities to a
Digital Data hub(s). The customer must provide system and channel assignment data.

ACCESS SERVICE

7. Special Access Service (Cont'd)

7.7 High Capacity Service (Cont'd)

7.7.2 Technical Specifications Packages and Network Channel Interfaces

Technical Specifications Packages are set forth in 15.2.1(D) following. Compatible channel interfaces are set forth in 15.2.2(C)(4) following.

The following network channel interfaces (NCIs) define the bit rates that are available for a High Capacity channel:

<u>NCI</u>	<u>Bit Rate</u>
DS-15*	1.544 Mbps (DS1)
DS-44	44.736 Mbps (DS3)

7.7.3 Optional Features and Functions

- (A) Reserved For Future Use (C)
- (D)
- (D)
- (B) Reserved For Future Use (C)
- (D)
- (D)

* A 64.0 Kbps channel is available as a channel(s) of a 1.544 Mbps channel to a Telephone Company hub.

ACCESS SERVICE

7. Special Access Service (Cont'd)

7.7 High Capacity Service (Cont'd)

7.7.3 Optional Features and Functions

(C)	Reserved For Future	(C)
	(C)	

(D)

(D)

7.8	Reserved For Future Use	(C)
-----	-------------------------	-----

(D)

(D)

Transmittal No. 77

ACCESS SERVICE

7. Special Access Service (Cont'd)

7.9 Reserved For Future Use (C)

(D)

(D)

Transmittal No. 77

ACCESS SERVICE

7. Special Access Service (Cont'd)

7.9 Reserved For Future Use (C)

(D)

(D)

Transmittal No. 77

ACCESS SERVICE

7. Special Access Service (Cont'd)

7.9 Reserved For Future Use

(C)

(D)

(D)

Transmittal No. 77

7. Special Access Service (Cont'd)

(C)

(D)

(D)

Issued: November 16, 2017

Effective: December 1, 2017

Vice President, Regulatory and Industry Relations
350 South Loop 336 West
Conroe, TX 77304-3308

ACCESS SERVICE

7. Special Access Service (Cont'd)

7.9 Reserved For Future Use (C)

(D)

(D)

Transmittal No. 77

ACCESS SERVICE

7. Special Access Service (Cont'd)

7.9 Reserved For Future Use

(C)

(D)

(D)

Transmittal No. 77

ACCESS SERVICE

7. Special Access Service (Cont'd)

7.9 Reserved For Future Use (C)

(D)

(D)

Transmittal No. 77

ACCESS SERVICE

7. Special Access Service (Cont'd)

7.9 Reserved For Future Use (C)

(D)

Transmittal No. 77

(D)

ACCESS SERVICE

7. Special Access Service (Cont'd)

7.9 Reserved For Future Use

(C)

(D)

(D)

Transmittal No. 77

ACCESS SERVICE

7. Special Access Service (Cont'd)

7.9 Reserved For Future Use

(C)

(D)

Transmittal No. 77

(D)

ACCESS SERVICE

8.

Reserved for future use.

Transmittal No. 1 – Filed under Special Permission No. 04-026

Issued: April 14, 2004

Effective: April 29, 2004

Vice President, Regulatory and Public Policy
300 Decker Drive
Irving, TX 75062-8136

ACCESS SERVICE

9.

Reserved for Future Use

Transmittal No. 1 – Filed under Special Permission No. 04-026

Issued: April 14, 2004

Effective: April 29, 2004

Vice President, Regulatory and Public Policy
300 Decker Drive
Irving, TX 75062-8136

ACCESS SERVICE

10.

Reserved for Future Use

Transmittal No. 1 – Filed under Special Permission No. 04-026

Issued: April 14, 2004

Effective: April 29, 2004

Vice President, Regulatory and Public Policy
300 Decker Drive
Irving, TX 75062-8136

ACCESS SERVICE

11. Special Facilities Routing of Access Services

11.1 Description

The services provided under this tariff are provided over such routes and facilities as the Telephone Company may elect. Special Facilities Routing is involved when, in order to comply with requirements specified by the customer, the Telephone Company provides Switched Access Service or Special Access Service in a manner which includes one or more of the following conditions:

11.1.1 Diversity

Two or more circuits must be provided over not more than two different physical routes.

11.1.2 Avoidance

A circuit(s) must be provided on a route which avoids specified geographical locations.

11.1.3 Diversity and Avoidance Combined

11.1.4 Cable-Only Facilities

Certain Voice Grade services are provided on Cable-Only Facilities to meet the particular needs of a customer.

Service is provided subject to the availability of Cable-Only facilities. In the event of service failure, restoration will be made through the use of any available facilities as selected by the Telephone Company.

Avoidance and Diversity are available on Switched Access Service as set forth in Section 6. preceding; Voice Grade Special Access Service as set forth respectively in 7.4 preceding. Cable-Only Facilities are available for Switched Access Service as set forth in Section 6 preceding; Voice Grade Special Access Services as set forth in 7.4 preceding.

Transmittal No. 1 – Filed under Special Permission No. 04-026

ACCESS SERVICE

11. Special Facilities Routing of Access Service (Cont'd)

11.1 Description (Cont'd)

In order to avoid the compromise of special routing information, the Telephone Company will provide the required routing information for each specially routed service to only the ordering customer. If requested by the customer, this information will be provided when service is installed and prior to any subsequent changes in routing.

The rates and charges for Special Facilities Routing of Access Services are developed on an individual case basis. Such rates and Charges for Special Facilities Routing of Access Services are as set forth in 17.4.5 and 18.4.6, following, and are in addition to all other rates and charges that may be applicable for services provided under other sections of this tariff.

Transmittal No. 1 – Filed under Special Permission No. 04-026

ACCESS SERVICE

12. Specialized Service Or Arrangements

12.1 General

Specialized Service or Arrangements may be provided by the Telephone Company, at the request of a customer, on an individual case basis if such service or arrangements meet the following criteria:

- The requested service or arrangements are not offered under other sections of this tariff.
- The facilities utilized to provide the requested service or arrangements are of a type normally used by the Telephone Company in furnishing its other services.
- The requested service or arrangements are provided within a LATA.
- The requested service or arrangements are compatible with other Telephone Company services, facilities, and its engineering and maintenance practices.
- This offering is subject to the availability of the necessary Telephone Company personnel and capital resources.

Rates and charges and additional regulations if applicable, for Specialized Service or Arrangements are provided on an individual case basis and are as set forth in 17.4.6 and 18.4.7, following.

Transmittal No. 1 – Filed under Special Permission No. 04-026

ACCESS SERVICE

13. Additional Engineering, Additional Labor and Miscellaneous Services

13.1 addresses Additional Engineering. 13.2 addresses Additional Labor (which is comprised of Overtime Installation, Overtime Repair, Stand by, Testing and Maintenance with Other Telephone Companies, and Other Labor). 13.3 addresses Miscellaneous Services (which are comprised of Testing Services, Maintenance of Service and Restoration Priority).

In this section, normally scheduled working hours are an employee's scheduled work period in any given calendar day (e.g., 8:00 a.m. to 5:00 p.m.) for the application of rates based on working hours.

A Miscellaneous Service Order charge as described in 5.4.2 preceding may be applicable to services ordered from this section.

13.1 Additional Engineering

For Special Access Additional Engineering, only Non-Competitive End-User Channel Terminations are filed as part of this tariff. Additional Engineering to complete the circuit are outside this tariff and can be accessed at the Company's website or Company's other designated location.

(N)
|
(N)

Additional Engineering, including engineering reviews as set forth in 5.4.3 preceding, will be undertaken only after the Telephone Company has notified the customer that additional engineering charges apply as set forth in 17.4.2 and 18.4.2, following, and the customer agrees to such charges.

Additional Engineering will be provided by the Telephone Company at the request of the customer only when:

- 13.1.1 A customer requests additional technical information after the Telephone Company has already provided the technical information normally included on the Design Layout Report (DLR) as set forth in 6.1.5 and 7.1.6 preceding.
- 13.1.2 Additional engineering time is incurred by the Telephone Company to engineer a customer's request for a customized service as set forth in 7.1.2 preceding.
- 13.1.3 A customer requested Design Change requires the expenditure of additional engineering time. Such additional engineering time is incurred by the Telephone Company for the engineering review as set forth in 5.4.3 preceding. The charge for additional engineering time relating to the engineering review, which is undertaken to determine if a design change is indeed required, will apply whether or not the customer authorizes the Telephone Company to proceed with the Design Change. In this case the Design Change charge, as set forth in 17.4.1(C) following, does not apply unless the customer authorizes the Telephone Company to proceed with the Design Change.

Transmittal No. 77

ACCESS SERVICE

13. Additional Engineering, Additional Labor and Miscellaneous Services (Cont'd)

13.2 Additional Labor

For Special Access Additional Labor, only Non-Competitive End-User Channel Terminations are filed as part of this tariff. Additional Labor to complete the circuit is outside this tariff and can be accessed at the Company's website or Company's other designated location. (N)
(N)

Additional Labor is that labor requested by the customer on a given service and agreed to by the Telephone Company as set forth in 13.2.1 through 13.2.5 following. The Telephone Company will notify the customer that additional labor charges as set forth in 17.4.3 or 18.4.3 will apply before any additional labor is undertaken.

13.2.1 Overtime Installation

Overtime installation is that Telephone Company installation effort outside of normally scheduled working hours.

13.2.2 Overtime Repair

Overtime repair is that Telephone Company effort performed outside of normally scheduled working hours.

13.2.3 Stand by

Stand by includes all time in excess of one-half (1/2) hour during which Telephone Company personnel stand by to make installation acceptance tests or cooperative tests with a customer to verify facility repair on a given service.

13.2.4 Testing and Maintenance with Other Telephone Companies

Additional testing, maintenance or repair of facilities which connect other telephone companies is that which is in addition to the normal effort required to test, maintain or repair facilities provided solely by the Telephone Company.

13.2.5 Other Labor

Other labor is that additional labor not included in 13.2.1 through 13.2.4 preceding and labor incurred to accommodate a specific customer request that involves only labor which is not covered by any other section of this tariff.

Transmittal No. 77

Issued: November 16, 2017

Effective: December 1, 2017

Vice President, Regulatory and Public Policy
350 South Loop 336 West
Conroe, TX 77304

ACCESS SERVICE

13. Additional Engineering, Additional Labor and Miscellaneous Services (Cont'd)

13.3 Miscellaneous Services

13.3.1 Testing Services

Testing Services offered under this section of the tariff are optional and subject to rates and charges as set forth in 17.4.4 and 18.4.4, following. Other testing services, as described in 6.2.4 and 7.1.7 preceding, are provided by the Telephone Company in association with Access Services and are furnished at no additional charge.

Testing services are normally provided by Telephone Company personnel at Telephone Company locations. However, provisions are made in (B)(2) following for a customer to request Telephone Company personnel to perform testing services at the customer designated premises.

The offering of Testing Services under this section of the tariff is made subject to the availability of the necessary qualified personnel and test equipment at the various test locations mentioned in (A) and (B) following.

(A) Switched Access Service

Testing Services for Switched Access are comprised of (a) tests which are performed during the installation of a Switched Access Service, i.e., Acceptance Tests, (b) tests which are performed after customer acceptance of such access services and which are without charge i.e., routine testing and (c) additional tests which are performed during or after customer acceptance of such access services and for which additional charges apply, i.e., Additional Cooperative Acceptance Tests and in-service tests.

Transmittal No. 1 – Filed under Special Permission No. 04-026

Issued: April 14, 2004

Effective: April 29, 2004

Vice President, Regulatory and Public Policy
350 South Loop 336 West
Conroe, TX 77304

ACCESS SERVICE

13. Additional Engineering, Additional Labor and Miscellaneous Services (Cont'd)

13.3 Miscellaneous Services (Cont'd)

13.3.1 Testing Services (Cont'd)

(A) Switched Access Service (Cont'd)

Routine tests are those tests performed by the Telephone Company on a regular basis, as set forth in 6.2.4(B) preceding which are required to maintain Switched Access Service. Additional in-service tests may be done on an automatic basis (no Telephone Company or customer technicians involved), on a manual basis [Telephone Company technician(s) involved at Telephone Company office(s) and Telephone Company or customer technician(s) involved at the customer designated premises].

Testing services are ordered to the Dial Tone Office for FGA, to the access tandem or end office for FGB (wherever the FGB service is ordered) and to the end office for FGC.

(1) Additional Cooperative Acceptance Testing

Additional Cooperative Acceptance Testing of Switched Access Service involves the Telephone Company provision of a technician at its office(s) and the customer provision of a technician at its premises, with suitable test equipment to perform the required tests.

Additional Cooperative Acceptance Tests may, for example, consist of the following tests:

- Impulse Noise
- Phase Jitter
- Signal to C-Notched Noise Ratio
- Intermodulation (Nonlinear) Distortion
- Frequency Shift (Offset)
- Envelope Delay Distortion
- Dial Pulse Percent Break

Transmittal No. 1 – Filed under Special Permission No. 04-026

ACCESS SERVICE

13. Additional Engineering, Additional Labor and Miscellaneous Services (Cont'd)

13.3 Miscellaneous Services (Cont'd)

13.3.1 Testing Services (Cont'd)

(A) Switched Access Service (Cont'd)

(2) Additional Automatic Testing

Additional Automatic Testing (AAT) of Switched Access Services (Feature Groups B and C and D) is a service where the customer provides remote office test lines and 105 test lines with associated responders or their functional equivalent. The customer may order, at additional charges, gain-slope and C-notched noise testing and may order the routine tests (1004 Hz loss, C-Message Noise and Balance) on an as needed or more than routine schedule.

The Telephone Company will provide an AAT report that lists the test results for each trunk tested. Trunk test failures requiring customer participation for trouble resolution will be provided to the customer on an as-occurs basis.

The Additional Tests, (i.e., gain slope, C- notched noise, 1004 Hz loss, C-message noise and balance) may be ordered by the customer at additional charges, 60 days prior to the start of the customer prescribed schedule. The rates for Additional Automatic Tests are as set forth in 17.4.4(B) and 18.4.4(B) following.

Transmittal No. 1 – Filed under Special Permission No. 04-026

ACCESS SERVICE

13. Additional Engineering, Additional Labor and Miscellaneous Services (Cont'd)

13.3 Miscellaneous Services (Cont'd)

13.3.1 Testing Services (Cont'd)

(A) Switched Access Service (Cont'd)

(3) Additional Manual Testing

Additional Manual Testing (AMT) of Switched Access Services (Feature Groups A, B and C and D) is a service where the Telephone Company provides a technician at its offices(s) and the Telephone Company or customer provides a technician at the customer designated premises, with suitable test equipment to perform the required tests. Such additional tests will normally consist of gain-slope and C-notched noise testing. However, the Telephone Company will conduct any additional tests which the IC may request. The Telephone Company will provide an AMT report listing the test results for each trunk tested. Trunk test failures requiring customer participation for trouble resolution will be provided to the customer on a per occurrence basis.

The Additional Manual Tests may be ordered by the customer at additional charges, 60 days prior to the start of the testing schedule as mutually agreed to by the customer and the Telephone Company.

The rates for Additional Manual Testing are as set forth in 17.4.4(C) and 18.4.4(C), following.

Transmittal No. 1 – Filed under Special Permission No. 04-026

ACCESS SERVICE

13. Additional Engineering, Additional Labor and Miscellaneous Services (Cont'd)

13.3 Miscellaneous Services (Cont'd)

13.3.1 Testing Services (Cont'd)

(A) Switched Access Service (Cont'd)

(4) Obligations of the Customer

(a) The customer shall provide the Remote Office Test Line priming data to the Telephone Company, as appropriate, to support routine testing as set forth in 6.2.4(B) preceding or AAT as set forth in 13.3.1(A)(2) preceding.

(b) The customer shall make the facilities to be tested available to the Telephone Company at times mutually agreed upon.

(B) Special Access Service

For Special Access Testing Services, only Non-Competitive End-User Channel Terminations are filed as part of this tariff. Testing Services to complete the circuit is outside this tariff and can be accessed at the Company's website or Company's other designated location.

(N)
|
(N)

The Telephone Company will provide assistance in performing specific tests requested by the customer.

(1) Additional Cooperative Acceptance Testing

When a customer provides a technician at its premises or at an end user's premises, with suitable test equipment to perform the requested tests, the Telephone Company will provide a technician at its office for the purpose of conducting Additional Cooperative Acceptance Testing on Voice Grade Services. At the customer's request, the Telephone Company will provide a technician at the customer's premises or at the end user premises. These tests may, for example, consist of the following:

Transmittal No. 77

ACCESS SERVICE

13. Additional Engineering, Additional Labor and Miscellaneous Services (Cont'd)

13.3 Miscellaneous Services (Cont'd)

13.3.1 Testing Services (Cont'd)

(B) Special Access Service (Cont'd)

(1) Additional Cooperative Acceptance Testing (Cont'd)

- Attenuation Distortion (i.e., frequency response)
- Intermodulation Distortion (i.e., harmonic distortion)
- Phase Jitter
- Impulse Noise
- Envelope Delay Distortion
- Echo Control
- Frequency Shift

(2) Additional Manual Testing

The Telephone Company will provide a technician at its premises, and the Telephone Company or customer will provide a technician at the designated premises with suitable test equipment to perform the requested tests.

(3) Obligation of the Customer

When the customer subscribes to Testing Service as set forth in this section, the customer shall make the facilities to be tested available to the Telephone Company at time mutually agreed upon.

Transmittal No. 1 – Filed under Special Permission No. 04-026

ACCESS SERVICE

13. Additional Engineering, Additional Labor and Miscellaneous Services (Cont'd)

13.3 Miscellaneous Services (Cont'd)

13.3.2 Maintenance of Service

For Special Access Maintenance of Service, only Non-Competitive End-User Channel Terminations are filed as part of this tariff. Maintenance of Service to complete the circuit is outside this tariff and can be accessed at the Company's website or Company's other designated location. (N)

(A) When a customer reports a trouble to the Telephone Company for clearance and no trouble is found in the Telephone Company's facilities, the customer shall be responsible for payment of a Maintenance of Service charge as set forth in 17.4.4(F) and 18.4.4(F), following for the period of time from when Telephone Company personnel are dispatched, at the request of the customer, to the customer designated premises to when the work is completed. Failure of Telephone Company personnel to find trouble in Telephone Company facilities will result in no charge if the trouble is actually in those facilities, but not discovered at the time.

(B) The customer shall be responsible for payment of a Maintenance of Service charge when the Telephone Company dispatches personnel to the customer designated premises, and the trouble is in equipment or communications systems provided by other than the Telephone Company or in detariffed CPE provided by the Telephone Company.

In either (A) or (B) preceding, no credit allowance will be applicable for the interruption involved if the Maintenance of Service Charge applies.

13.3.3 Telecommunications Service Priority - TSP

(A) Priority installation and/or restoration of National Security Emergency Preparedness (NSEP) telecommunications services shall be provided in accordance with Part 64.401, Appendix A, of the Federal Communications Commission's (FCC's) Rules and Regulations.

In addition, TSP System service shall be provided in accordance with the guidelines set forth in "Telecommunications Service Priority (TSP) System for National Security Emergency Preparedness (NSEP) Service Vendor Handbook" (NCSH 3-1-2) dated July 9, 1990, and "Telecommunications Service Priority System for National Security Emergency Preparedness Service User Manual" (NCSM 3-1-1) .

Transmittal No. 77

ACCESS SERVICE

13. Additional Engineering, Additional Labor and Miscellaneous Services (Cont'd)

13.3 Miscellaneous Services (Cont'd)

13.3.3 Telecommunications Service Priority - TSP (Cont'd)

(A) (Cont'd)

The TSP System is a service, developed to meet the requirements of the Federal Government, as specified in the Service Vendor's Handbook and Service User's Manual which provides the regulatory, administrative and operational framework for the priority installation and/or restoration of NSEP telecommunications services. These include both Switched and Special Access Services. The TSP System applies only to NSEP telecommunications services, and requires and authorizes priority action by the Telephone Company providing such services.

For Switched Access Service, the TSP System's applicability is limited to those services which the Telephone Company can discreetly identify for priority provisioning and/or restoration

(B) A Telecommunications Service Priority charge applies as set forth in 17.4.4 and 18.4.4 when a request to provide or change a Telecommunications Service Priority is received subsequent to the issuance of an Access Order to install the service.

Additionally, a Miscellaneous Service Order Charge as set forth in 17.4.1 and 18.4.1 will apply to Telecommunications Service Priority requests that are ordered subsequent to the initial installation of the associated access service

A Telecommunications Service Priority charge does not apply when a Telecommunications Service Priority is discontinued or when ordered coincident with an Access Order to install or change service.

In addition, Additional Labor rates as set forth in 17.4.3 and 18.4.3 may be applicable when provisioning or restoring Switched or Special Access Services with Telecommunications Service Priority.

When the customer requests an audit or a reconciliation of the Telephone Company's Telecommunications Service Priority records, a Miscellaneous Service Order Charge as set forth in 17.4.1 or 18.4.1 and Additional Labor rates as set forth in 17.4.3 and 18.4.3 are applicable

Transmittal No. 1 – Filed under Special Permission No. 04-026

ACCESS SERVICE

13. Additional Engineering, Additional Labor and Miscellaneous Services (Cont'd)

13.3 Miscellaneous Services (Cont'd)

13.3.4 Billing Name and Address (BNA) Service

(A) General Description

- (1) Billing Name and Address (BNA) Service is the provision by the Telephone Company to an interstate service provider who is a customer of the Telephone Company of the complete billing name, street address, city or town, state and zip code for a telephone number assigned by the Telephone Company. An interstate service provider is defined as an interexchange carrier, an operator service provider, an enhanced service provider or any other provider of interstate telecommunications services.
- (2) BNA Service is provided only for the purposes of allowing customers to bill their end users for telephone services provided by the customer, order entry and customer service information, fraud prevention, identification of end users who have moved to a new address, any purpose associated with equal access requirements, and information associated with Local Exchange Carrier (LEC) calling card calls, collect calls and third party calls. BNA information may not be resold or used for any other purpose including, but not limited to, marketing or merchandising activities.
- (3) BNA information associated with listed/published telephone numbers will be provided. Requests for BNA information associated with non-published and unlisted telephone numbers will be provided, unless the subscriber to a non-published or unlisted telephone number has affirmatively requested that its BNA not be disclosed.

Transmittal No. 1 – Filed under Special Permission No. 04-026

ACCESS SERVICE

13. Additional Engineering, Additional Labor and Miscellaneous Services (Cont'd)

13.3 Miscellaneous Services (Cont'd)

13.3.4 Billing Name and Address (BNA) Service (Cont'd)

(B) Undertaking of the Telephone Company

- (1) A standard format for the receipt of BNA requests and the provision of BNA information will be established by the Telephone Company.
- (2) Standard response to BNA requests will be by First Class Mail. Standard format will be on paper. Optional Magnetic Tape formatting will be offered where available.
- (3) Where facilities are available, the customer may request an optional specialized output format required to meet a specific customer need.
- (4) The Telephone Company will make every effort to provide accurate and complete BNA data. The Telephone Company makes no warranties, expressed or implied, as to the accuracy or completeness of this information.
- (5) The Telephone Company will not disclose BNA information to parties other than interstate service providers and their authorized billing agents as defined in 13.3.4(A), preceding. BNA disclosure is limited to those purposes as defined in 13.3.4(B), preceding.
- (6) The Telephone Company reserves the right to request from an interstate service provider who has placed an order for BNA service, the source data upon which the interstate service provider has based the order. This request is made to ensure that the BNA information is to be used only for purposes as described in 13.3.4(B), preceding. The Telephone Company will not process the order until such time as the interstate service provider supplies the requested data

Transmittal No. 1 – Filed under Special Permission No. 04-026

ACCESS SERVICE

13. Additional Engineering, Additional Labor and Miscellaneous Services (Cont'd)

13.3 Miscellaneous Services (Cont'd)

13.3.4 Billing Name and Address (BNA) Service (Cont'd)

(C) Obligations of the Customer

- (1) The customer shall order BNA Service on a separate BNA Order. The order must identify both the customer's authorized representative and the address to which the information is to be sent.
- (2) The customer shall treat all BNA information as confidential. The customer shall insure that BNA information is used only for the purposes as described in 13.3.4(B), preceding.
- (3) The customer shall not publicize or represent to others that the Telephone Company jointly participates with the customer in the development of the customer's end user records it assembles through the use of BNA Service.
- (4) Upon requests, the customer will provide to the Telephone Company the source data upon which the customer has based an order from BNA service. The Telephone Company will not process the order until such time as the customer provides the requested data.

(D) Rate Regulations

- (1) For each order for BNA information received by the Telephone Company, a BNA Order Charge applies. In addition, a charge applies for each customer specific record provided. The BNA Order Charge and the Per Record Charge are specified in 17.4.4 and 18.4.4, following.
- (2) Where available, the customer may order the response formatted on Magnetic Tape. The Optional Magnetic Tape Charge is specified in 17.4.4 and 18.4.4, following and is in addition to the BNA Order Charge and the BNA Record Charge.

Transmittal No. 1 – Filed under Special Permission No. 04-026

ACCESS SERVICE

13. Additional Engineering, Additional Labor and Miscellaneous Services (Cont'd)

13.3 Miscellaneous Services (Cont'd)

13.3.4 Billing Name and Address (BNA) Service (Cont'd)

(D) Rate Regulations (Cont'd)

- (3) Where available, the customer may order an output format other than a standard paper format in order to meet a customer's specific requirement. This option is subject to an hourly programming charge as specified in 17.4.4 and 18.4.4, following and is in addition to the BNA Order Charge and the BNA Record Charge.

13.3.5 Originating Line Screening (OLS) Service

The Telephone Company will provide OLS Service to end user customers who obtain local exchange service from the Telephone Company under its general or local exchange tariffs. OLS service enables customers to determine whether there are billing restrictions on lines from which a call is placed. OLS service delivers a code on operator assisted calls made from aggregator locations to identify privately owned payphones and other such codes as are necessary to identify other categories of aggregator locations, i.e., inmate, hotel/motel.

OLS Service is provided at no charge when ordered with the installation of new local exchange service. However, when OLS Service is added to existing exchange lines, an OLS Service charge is applied as set forth in 17.4.4(K) and 18.4.4(M). This charge is applied for each exchange line to which an OLS code is assigned. The customer must specify the number of lines and each individual telephone number equipped.

A Miscellaneous Service Order Charge as set forth in 17.4.1 and 18.4.1 will apply to orders adding OLS Service that are placed subsequent to the initial installation of the associated exchange line. This charge does not apply when the OLS code is removed from an exchange line at the same time that it is disconnected.

Transmittal No. 1 – Filed under Special Permission No. 04-026

ACCESS SERVICE

13. Additional Engineering, Additional Labor and Miscellaneous Services (Cont'd)

13.3 Miscellaneous Services (Cont'd)

13.3.6 Pay Telephone Coin Supervision (PTCS) Service

The Telephone Company will provide PTCS Service to customers who obtain pay telephone exchange access line service from the Telephone Company under its general exchange tariffs. PTCS Service provides coin collect and coin refund functionality for pay telephones unable to provide these functions internally.

PTCS Service is provided at the charges shown in Section 17.4.4(L) and 18.4.4(N) when ordered with the installation of new pay telephone exchange access line service. This charge is applied for each exchange line to which PTCS is activated.

A Miscellaneous Service Order Charge as set forth in 17.4.1(D) and 18.4.1(D) will apply to orders adding PTCS Service that are placed subsequent to the initial installation of the pay telephone exchange access line.

Transmittal No. 1 – Filed under Special Permission No. 04-026

ACCESS SERVICE

13. Additional Engineering, Additional Labor and Miscellaneous Services (Cont'd)

13.3 Miscellaneous Services

13.3.7 900 Blocking Service

- (A) The Telephone Company will provide 900 Blocking Service to customers who obtain local exchange service from the Telephone Company under its general or local exchange tariffs and to customers who obtain Feature Group A Switched Access service under this tariff. This service is only provided at appropriately equipped end offices. Those offices providing 900 Blocking Service are identified in NATIONAL EXCHANGE CARRIER ASSOCIATION, INC. TARIFF F.C.C. NO. 4.
- (B) On each line or trunk for which 900 Blocking Service is ordered, the Telephone Company will block all direct dialed calls placed to a 900 number. When capable, the Telephone Company will route the blocked calls to a recorded message.
- (C) A Blocking Service charge as set forth in 18.4.4(K), following is applicable when ordered by the end user customer with the following exception:

Blocking access to 900 Service is offered to all subscribers at no charge at the time telephone service is established at a new number and for 60 days thereafter.
- (D) The Blocking Service charge is applied for each line, trunk, or Feature Group A Switched Access service to which 900 Blocking Service is added or removed. Requests by subscribers to remove 900 Blocking Service must be in writing. This charge does not apply when blocking is removed from an exchange line or trunk or Feature Group A Switched Access line at the same time that it is disconnected .

Transmittal No. 1 – Filed under Special Permission No. 04-026

ACCESS SERVICE

13. Additional Engineering, Additional Labor and Miscellaneous Services (Cont'd)

13.4 Presubscription

Pursuant to the Federal Communications Commission's Memorandum Opinion and Order, CC Docket No. 83-1145, Phase I, adopted May 31, 1985, and released June 12, 1985, the Allocation Plan, outlined in the Appendix B of this Order, will be available for inspection in the Public Reference Room of the Tariff Division at the Federal Communication Commission's Washington, D.C., location or may be obtained from the Commission's commercial contractor.

- (A) Presubscription is the process by which end user customers may select and designate to the Telephone Company an IC to access, without an access code, for the interLATA, interstate calls. This IC is referred to as the end user's presubscribed IC.
- (B) On the effective date of this tariff, all existing end users have access to interstate MTS/WATS. No later than 85 days prior to conversion to Feature Group D in a serving end office, the Telephone Company will notify end users of the availability of equal access in their particular area. The notification will include the names of all ICs wishing to participate in the presubscription process. This notification will be sent via U.S. Mail to each end user of record served by the end office to be converted.
- (C) End users may select one of the following options at no charge:
 - indicate a primary IC for all of its lines,
 - indicate a different IC for each of its lines.

Only one IC may be selected for each line or lines terminating in the same hunt group.

End users may designate that they do not want to presubscribe to any IC. The end user must arrange this designation by directly notifying the Telephone Company's business office. This choice will require the end user to dial an access code (1010XXX) for all interstate calls.

After the end user's initial selection of a presubscribed IC or the designation that they do not want to presubscribe to any IC, for any change in selection after conversion to Equal Access in the serving end office, a nonrecurring charge, as set forth in 17.4.4(I) and 18.4.4(I) following applies.

Transmittal No. 1 – Filed under Special Permission No. 04-026

ACCESS SERVICE

13. Additional Engineering, Additional Labor and Miscellaneous Services (Cont'd)

13.4 Presubscription (Cont'd)

- (D) Except as noted in 13.5 following, end users not responding to the initial notification will be sent a second notification for the selection of a predesignated IC no earlier than 40 days prior to or no later than 90 days after the conversion to Equal Access in a serving end office. This second notification will indicate the primary IC that has been assigned to them if they fail to respond to the second notification.

After the allocation process has been completed, end users assigned to an IC via the allocation process may change their IC one time within six months after conversion to Equal Access in the serving end office at no charge.

Following the six month period after conversion to Equal Access for any change in selection, a nonrecurring charge as set forth in 17.4.4(I) AND 18.4.4(I) following, applies.

- (E) When an end user indicates more than one IC selection on the return notification or returns an illegible return notification, the Telephone Company will contact the end user for clarification. If the end user indicates an IC selection on the return notification that does not match with information provided by an IC and both notifications indicate the same authorization date, the end user's notification takes precedence and the Telephone Company will process the end user's selection. In the event that two or more ICs provide to the Telephone Company notifications with the same authorization date and neither notification has been processed, the Telephone Company will contact the end user for clarification. A list of these customers in conflict must be sent to the affected IC by the Telephone Company.

In the event that two or more ICs have provided to the Telephone Company notifications with the same authorization date(s), and one IC notification has already been processed by the Telephone Company, those IC notifications not yet processed would be returned to the ICs.

Transmittal No. 1 – Filed under Special Permission No. 04-026

ACCESS SERVICE

13. Additional Engineering, Additional Labor and Miscellaneous Services (Cont'd)

13.4 Presubscription (Cont'd)

- (F) New end users who are served by end offices equipped with Feature Group D will be asked to presubscribe to an IC at the time they place an order with the Telephone Company for Telephone Exchange Service. They may select either of the following options. There will be no charge for this initial selection.

- designate a primary IC for all of its lines,
designate a different IC for each of its lines.

Only one IC may be selected for each individual line, or lines terminating in the same hunt group. Subsequent to the installation of Telephone Exchange Service and after the end user's initial selection of a predesignated IC, for any change in selection, a nonrecurring charge, as set forth in 17.4.4(I) and 18.4.4(I) following, applies.

- (G) If the new end user fails to designate an IC as its predesignated IC prior to the date of installation of Telephone Exchange Service, the Telephone Company will (1) allocate the end user to an IC based upon current IC presubscription ratios, (2) require the end user to dial an access code (1010XXX) for all interstate calls, or (3) block the end user from interstate calling. The end user will be notified which option will be applied if they fail to presubscribe to an IC. An allocated or blocked end user may designate another, or initial, IC as its predesignated IC one time at no charge, if it is requested within six months after the installation of Telephone Exchange Service.

For any change in selection after 6 months from the installation of Telephone Exchange Service, a nonrecurring charge, as set forth in 17.4.4(I) and 18.4.4(I), following applies.

Transmittal No. 1 – Filed under Special Permission No. 04-026

ACCESS SERVICE

13. Additional Engineering, Additional Labor and Miscellaneous Services (Cont'd)

13.4 Presubscription (Cont'd)

- (H) If an IC elects to discontinue its Feature Group D Service offering prior to or within 2 years of the conversion, the IC will notify the Telephone Company of the cancellation. The IC will also notify all end users which selected them that they are canceling their service and that they should contact the Telephone Company to select a new primary IC. The IC will also inform the end user that it will pay the presubscription change charge. The canceling IC will then be billed by the Telephone Company the appropriate charge for each end user for a period of two years from the discontinuance of Feature Group D service.

13.5 PIC Change

If an IC requests a PIC change on behalf of an end user, the IC must previously have:

- obtained the end user's written authorization; or
- obtained the end user's electronic authorization by use of an 800 number; or
- obtained the end user's oral authorization verified by an independent third party; or
- sent an information package, including a prepaid, returnable postcard, within three days of the end user's request for a change in long distance company, and wait 14 days before submitting the end user's order to the Telephone Company, to give the end user sufficient time to send back the postcard denying or canceling the change order.

13.6 Reserved for Future Use

Transmittal No. 1 – Filed under Special Permission No. 04-026

ACCESS SERVICE

14. Exceptions to Access Service Offerings

The services offered under the provisions of this tariff are subject to availability as set forth in 2.1.4 preceding. In addition, the following exceptions apply:

(Paragraphs 14.1 through 14.5 following are reserved for future listings as a result of a subsequent survey. In the meantime, in planning an end-to-end service, the customer should contact the Telephone Company in each customer designated premises city to assure itself that all of the service or service components required for a given customer service are currently available.)

- 14.1 The following service(s) is (are) not offered in the operating territory of listed Issuing Carriers.

(Reserved for future use.)

- 14.2 The following offering(s) is (are) limited to existing locations. No inside moves, rearrangements or additions will be permitted.

(Reserved for future use.)

- 14.3 The following offering(s) is (are) limited to existing locations. Inside moves or rearrangements may be undertaken. However, no additions will be permitted.

(Reserved for future use.)

- 14.4 The following offering(s) is (are) limited to existing locations where additional units may be added for growth. Inside moves or rearrangements may be undertaken.

(Reserved for future use.)

- 14.5 The following offering(s) is (are) limited to existing locations where additional units may be added for growth. However, inside moves or rearrangements will not be permitted.

(Reserved for future use.)

Transmittal No. 1 – Filed under Special Permission No. 04-026

ACCESS SERVICE

15. Access Service Interfaces and Transmission Specifications

15.1 Contains Switched Access Service Options (which are comprised of Interface Groups, Supervisory Signaling, Entry Switch Receive Level and Local Transport Termination) and Transmission Specifications. 15.2 describes Special Access Service Network Channel (NC) codes and Network Channel Interface (NCI) codes.

15.1 Switched Access Service

Three Interface Groups are provided for terminating the Local Transport Entrance Facility at the customer's designated premises. Each Interface Group provides a specified premises interface (e.g., two-wire, four-wire, DS1, etc.). Where transmission facilities permit, and at the option of the customer, the Entrance Facility may be provided with optional features as set forth in 15.1.1 following.

As a result of the customer's access order and the type of Telephone Company transport facilities serving the customer designated premises, the need for signaling conversions or two-wire to four-wire conversions, or the need to terminate digital or high frequency facilities in channel bank equipment may require that Telephone Company equipment be placed at the customer designated premises. For example, if a voice frequency interface is ordered by the customer and the Telephone Company facilities serving the customer designated premises are digital, then Telephone Company channel bank equipment must be placed at the customer designated premises in order to provide the voice frequency interface ordered by the customer.

15.1.1 Local Transport Interface Groups

Interface Groups are combinations of technical parameters which describe the Telephone Company handoff at the point of termination at the customer designated premises. The technical specifications concerning the available interface groups are set forth in (A) through (C) following.

Transmittal No. 1 – Filed under Special Permission No. 04-026

ACCESS SERVICE

15. Access Service Interfaces and Transmission Specifications (Cont'd)

15.1 Switched Access Service (Cont'd)

15.1.1 Local Transport Interface Group (Cont'd)

Interface Group 1 is provided with Type C Transmission Specifications, as set forth in 15.1.2(C) following, and Interface Groups 2, 6, and 9 are provided with Type A or B Transmission Specifications, as set forth respectively in 15.1.2(D) and (E) following, depending on the Feature Group and whether the Access Service is routed directly or through an access tandem. All Interface Groups are provided with Data Transmission Parameters.

Only certain premises interfaces are available at the customer designated premises. The premises interfaces associated with the Interface Groups may vary among Feature Groups.

(A) Interface Group 1

Interface Group 1, except as set forth in the following, provides two-wire voice frequency transmission at the point of termination at the customer designated premises. The interface is capable of transmission of voice and associated telephone signals within the frequency bandwidth of approximately 300 to 3000 Hz.

Interface Group 1 is not provided in association with FGC and FGD when the first point of switching is an access tandem. In addition, Interface Group 1 is not provided in association with FGB, FGC or FGD when the first point of switching provides only four-wire terminations.

Transmittal No. 1 – Filed under Special Permission No. 04-026

ACCESS SERVICE

15. Access Service Interfaces and Transmission Specifications (Cont'd)

15.1 Switched Access Service (Cont'd)

15.1.1 Local Transport Interface Groups (Cont'd)

(A) Interface Group 1 (Cont'd)

The transmission path between the point of termination at the customer designated premises and the customer's serving wire center may be comprised of any form or configuration of plant capable of and typically used in the telecommunications industry for the transmission of voice and associated telephone signals within the frequency bandwidth of 300 to 3000 Hz.

The interface is provided with loop supervisory signaling. When the interface is associated with FGA, such signaling will be loop start or ground start signaling. When the interface is associated with FGB, FGC or FGD, such signaling, except for two-way calling which is E&M signaling, will be reverse battery signaling.

(B) Interface Group 2

Interface Group 2 provides four-wire voice frequency transmission at the point of termination at the customer designated premises. The interface is capable of transmission of voice and associated telephone signals within the frequency bandwidth of approximately 300 to 3000 Hz.

The transmission path between the point of termination at the customer designated premises and the customer's serving wire center may be comprised of any form or configuration of plant capable of and typically used in the telecommunications industry for the transmission of voice and associated telephone signals within the frequency bandwidth of approximately 300 to 3000 Hz.

Transmittal No. 1 – Filed under Special Permission No. 04-026

ACCESS SERVICE

15. Access Service Interfaces and Transmission Specifications (Cont'd)

15.1 Switched Access Service (Cont'd)

15.1.1 Local Transport Interface Groups (Cont'd)

(B) Interface Group 2 (Cont'd)

The interface is provided with loop supervisory signaling. When the interface is associated with FGA, such signaling will be loop start or ground start signaling. When the interface is associated with FGB, FGC or FGD, such signaling, except for two-way calling which is E&M signaling, will be reverse battery signaling.

(C) Interface Group 6 and 9

Interface Group 6 and 9 provide digital transmission at the point of termination at the customer designated premises. The various interfaces are capable of transmitting electrical signals at the nominal bit rates illustrated following, with the capability to channelize voice frequency transmission paths. Before the first point of switching, when analog switching utilizing analog terminations is provided, the Telephone Company will provide multiplex and channel bank equipment to derive transmission paths of a frequency bandwidth of approximately 300 to 3000 Hz. When digital switching or analog switching with digital carrier terminations is provided, the Telephone Company will provide a DS1 signal(s) in D3 format.

The interface is provided with individual transmission path bit stream supervisory signaling.

<u>Interface Group Identification No.</u>	<u>Nominal Bit Rate (Mbps)</u>	<u>Digital Hierarchy Level</u>	<u>Max. No. of Channelized Voice Freq. Trans. Paths</u>
6	1.544	DS1	24
9	44.736	DS3	672

Transmittal No. 1 – Filed under Special Permission No. 04-026

ACCESS SERVICE

15. Access Service Interfaces and Transmission Specifications (Cont'd)

15.1 Switched Access Service (Cont'd)

15.1.1 Local Transport Interface Groups (Cont'd)

(D) Local Transport Optional Features

Where transmission facilities permit, the Telephone Company will, at the option of the customer, provide the following features in association with Local Transport. An Access Order Charge as specified in 17.4.1(A) following is applicable on a per order basis when nonchargeable optional features are added subsequent to the installation of service.

- Customer Specified Entry Switch Receive Level

Customer Specified Entry Switch Receive Level allows the customer to specify the receive transmission level at the first point of switching. The range of transmission levels which may be specified is described in Technical Reference TR-NPL-000334. This feature is available with Interface Groups 2 and 6 for Feature Groups A and B.

- Customer Specification of Local Transport Termination

Customer Specification of Local Transport Termination allows the customer to specify, for Feature Group B routed directly to an end office or access tandem, a four-wire termination of the Local Transport at the first point of switching in lieu of a Telephone Company selected two-wire termination. This option is available only when the Feature Group B arrangement is provided with Type B Transmission Specifications.

Transmittal No. 1 – Filed under Special Permission No. 04-026

ACCESS SERVICE

15. Access Service Interfaces and Transmission Specifications (Cont'd)

15.1 Switched Access Service (Cont'd)

15.1.1 Local Transport Interface Groups (Cont'd)

(D) Local Transport Optional Features (Cont'd)

- Supervisory Signaling

Supervisory Signaling allows the customer to order an optional supervisory signaling arrangement for each transmission path provided where the transmission parameters permit, and where signaling conversion is required by the customer to meet its signaling capability.

The Interface Groups, as described in (A) through (C) preceding, represent industry standard arrangements. Where transmission parameters permit, the customer may select the following optional signaling arrangements in place of the signaling arrangements standardly associated with the Interface Groups.

- For Interface Groups 1 and 2 associated with FGB, FGC or FGD

DX Supervisory Signalling,,
E&M Type I Supervisory Signaling,
E&M Type II Supervisory Signaling, or
E&M Type III Supervisory Signaling

- For Interface Group 2 associated with FGB, FGC or FGD and in addition to the preceding

SF Supervisory Signaling, or Tandem Supervisory Signaling

Transmittal No. 1 – Filed under Special Permission No. 04-026

ACCESS SERVICE

15. Access Service Interfaces and Transmission Specifications (Cont'd)

15.1 Switched Access Service (Cont'd)

15.1.1 Local Transport Interface Groups (Cont'd)

(D) Local Transport Optional Features (Cont'd)

- For Interface Group 6

This Interface Group may, at the option of the customer, be provided with individual transmission path SF supervisory signaling where such signaling is available in Telephone Company central offices. Generally such signaling is available only where the first point of switching provides an analog (i.e., non digital) interface to the transport termination.

These optional Supervisory Signaling arrangements are not available in combination with the SS7 optional feature as described in 6.8.2(C)(2) preceding.

Additionally, in (E) following, there is a matrix of available Premises Interface Codes as a function of Interface Group, Telephone Company Switch Supervisory Signaling and Feature Group.

(E) Available Premises Interface Codes

Following is a matrix showing premises interface codes which are available for each Interface Group. Their availability is a function of the Telephone Company switch supervisory signaling and Feature Group. For explanations of these codes, see the Parameter Codes and Options as set forth in 15.2.2(A) following.

Transmittal No. 1 – Filed under Special Permission No. 04-026

ACCESS SERVICE

15. Access Service Interfaces and Transmission Specifications (Cont'd)

15.1 Switched Access Service (Cont'd)

15.1.1 Local Transport Interface Groups (Cont'd)

(E) Available Premises Interface Codes (Cont'd)

<u>Interface Group</u>	<u>Telephone Company Switch Supervisory Signaling</u>	<u>Premises Interface Code</u>	<u>Feature Group</u>			
			<u>A</u>	<u>B</u>	<u>C</u>	<u>D</u>
1	LO	2LS2	X			
	LO	2LS3	X			
	GO	2GS2	X			
	GO	2GS3	X			
	LO, GO	2DX3	X			
	LO, GO	4EA3-E	X			
	LO, GO	4EA3-M	X			
	LO, GO	6EB3-E	X			
	LO, GO	6EB3-M	X			
	RV, EA, EB, EC	2DX3		X	X	X
	RV, EA, EB, EC	4EA3-E		X	X	X
	RV, EA, EB, EC	4EA3-M		X	X	X
	RV, EA, EB, EC	6EB3-E		X	X	X
	RV, EA, EB, EC	6EB3-M		X	X	X
	EA, EB, EC	6EC3			X	X
	RV	2RV3-0		X	X	X
	RV	2RV3-T		X	X	X
	SS7	2NO2			X	X
2	LO, GO	4SF2	X			
	LO, GO	4SF3	X			
	LO	4LS2	X			
	LO	4LS3	X			
	LO	6LS2	X			

Transmittal No. 1 – Filed under Special Permission No. 04-026

ACCESS SERVICE

15. Access Service Interfaces and Transmission Specifications (Cont'd)

15.1 Switched Access Service (Cont'd)

15.1.1 Local Transport Interface Groups (Cont'd)

(E) Available Premises Interface Codes (Cont'd)

Interface Group	Telephone Company Switch Supervisory Signaling	Premises Interface Code	Feature Group			
			A	B	C	D
2 (Cont'd)	GO	4GS2	X			
	GO	4GS3	X			
	GO	6GS2	X			
	LO, GO	4DX2	X			
	LO, GO	4DX3	X			
	LO, GO	6EA2-E	X			
	LO, GO	6EA2-M	X			
	LO, GO	8EB2-E	X			
	LO, GO	8EB2-M	X			
	LO, GO	6EX2-B	X			
	RV, EA, EB, EC	4SF2		X	X	X
	RV, EA, EB, EC	4SF3		X		
	RV, EA, EB, EC	4DX2		X	X	X
	RV, EA, EB, EC	4DX3		X		
	RV, EA, EB, EC	6DX2			X	
	RV, EA, EB, EC	6EA2-E		X	X	X
	RV, EA, EB, EC	6EA2-M		X	X	X
	RV, EA, EB, EC	8EB2-E		X	X	X
	RV, EA, EB, EC	8EB2-M		X	X	X
	EA, EB, EC	8EC2-M			X	X
	RV	4RV2-O		X	X	X
	RV	4RV2-T		X	X	X
	RV	4RV3-0		X	X	
	RV	4RV3-T		X	X	
	SS7	4NO2				
6	LO, GO	4DS9-15	X			
	LO, GO	4DS9-15L	X			
	RV, EA, EB, EC	4DS9-15		X	X	X
	RV, EA, EB, EC	4DS9-15L		X	X	X
	SS7	4DS9-15			X	X

Transmittal No. 1 – Filed under Special Permission No. 04-026

ACCESS SERVICE

15. Access Service Interfaces and Transmission Specifications (Cont'd)

15.1 Switched Access Service (Cont'd)

15.1.1 Local Transport Interface Groups (Cont'd)

(E) Available Premises Interface Codes (Cont'd)

<u>Interface Group</u>	<u>Telephone Company Switch Supervisory Signaling</u>	<u>Premises Interface Code</u>	<u>Feature Group</u>			
			<u>A</u>	<u>B</u>	<u>C</u>	<u>D</u>
9	LO, GO	4DS6-44	X			
	LO, GO	4DS6-44L	X			
	RV, EA, EB, EC	4DS6-44		X	X	X
	RV, EA, EB, EC	4DS6-44L		X	X	X
	SS7	4DS6-44			X	X

15.1.2 Standard Transmission Specifications

Descriptions of the transmission specifications available with each Feature Group as a function of the Interface Group selected by the customer, are set forth in (A) through (C) following. Descriptions of each of the Standard Transmission Specifications and the two Data Transmission Parameters mentioned are set forth respectively in (D) through (F) and 15.1.3(A) following:

(A) Feature Group A

FGA is provided with either Type B or Type C Transmission Specifications. The specifications for the associated parameters are guaranteed to the first point of switching. Type C Transmission Specifications are provided with Interface Group 1 and Type B is provided with Interface Groups 2 and 6. Type DB Data Transmission Parameters are provided with FGA to the first point of switching.

(B) Feature Group B

FGB is provided with either Type B or Type C Transmission Specifications. The specifications for the associated parameters are guaranteed to the end office when routed directly or to the first point of switching when routed via an access tandem. Type C Transmission Specifications are provided with Interface Group 1 and Type B is provided with Interface Groups 2 and 6. Type DB Data Transmission Parameters are provided with FGB to the first point of switching.

Transmittal No. 1 – Filed under Special Permission No. 04-026

ACCESS SERVICE

15. Access Service Interfaces and Transmission Specifications (Cont'd)

15.1 Switched Access Service (Cont'd)

15.1.2 Standard Transmission Specifications (Cont'd)

(C) Feature Group C

FGC is provided with either Type A, Type B or Type C Transmission Specifications as follows:

- When routed to the end office either Type B or C is provided.
- When routed to an access tandem only Type B is provided.
- Type B or Type C is provided on the transmission path from the access tandem to the end office.

Type C Transmission Specifications are provided with Interface Group 1. Type B is provided with Interface Groups 2 and 6, whether routed directly to an end office or an access tandem.

Type DB Data Transmission Parameters are provided with FGC for the transmission path between the customer designated premises and the end office when directly routed to the end office, between the customer designated premises and the access tandem and between the access tandem and the end office when routed via an access tandem.

Transmittal No. 1 – Filed under Special Permission No. 04-026

ACCESS SERVICE

15. Access Service Interfaces and Transmission Specifications (Cont'd)

15.1 Switched Access Service (Cont'd)

15.1.2 Standard Transmission Specifications (Cont'd)

(D) Feature Group D

FGD is provided with either Type A, Type B or Type C Transmission Specifications as follows:

- when routed to the end office either Type B or C is provided.
- when routed to an access tandem only Type A is provided.
- Type A is provided on the transmission path from the access tandem to the end office.

Type C Transmission Specifications are provided with Interface Group 1. Type A and Type B Transmission Specifications are provided with Interface Groups 2 and 6.

Type DB Data Transmission Parameters are provided with FGD for the transmission path between the customer designated premises and the end office when directly routed to the end office. Type DA Data Transmission Parameters are provided for the transmission path between the customer designated premises and the access tandem and between the access tandem and the end office when routed via an access tandem.

(E) Type A Transmission Specifications

Type A Transmission Specifications is provided with the following parameters:

(1) Loss Deviation

The maximum Loss Deviation of the 1004 Hz loss relative to the Expected Measured Loss (EML) is ± 2.0 dB.

Transmittal No. 1 – Filed under Special Permission No. 04-026

ACCESS SERVICE

15. Access Service Interfaces and Transmission Specifications (Cont'd)

15.1 Switched Access Service (Cont'd)

15.1.2 Standard Transmission Specifications (Cont'd)

(E) Type A Transmission Specifications (Cont'd)

(2) Attenuation Distortion

The maximum Attenuation Distortion in the 404 to 2804 Hz frequency band relative to the loss at 1004 Hz is -1.0 dB to +3.0 dB.

(3) C-Message Noise

The maximum C-Message Noise for the transmission path at the route miles listed is less than or equal to:

<u>Route Miles</u>	<u>C-Message Noise</u>
less than 50	32 dBrnCO
51 to 100	34 dBrnCO
101 to 200	37 dBrnCO
201 to 400	40 dBrnCO
401 to 1000	42 dBrnCO

(4) C-Notch Noise

The maximum C-Notch Noise, utilizing a -16 dBmO holding tone, is less than or equal to 45 dBrnCO.

Transmittal No. 1 – Filed under Special Permission No. 04-026

ACCESS SERVICE

15. Access Service Interfaces and Transmission Specifications (Cont'd)

15.1 Switched Access Service (Cont'd)

15.1.2 Standard Transmission Specifications (Cont'd)

(E) Type A Transmission Specifications (Cont'd)

(5) Echo Control

Echo Control, identified as Equal Level Echo Path Loss, and expressed as Echo Return Loss and Singing Return Loss, is dependent on the routing, i.e., whether the service is routed directly from the customer's point of termination (POT) to the end office or via an access tandem. It is equal to or greater than the following:

	<u>Echo Return Loss</u>	<u>Singing Return Loss</u>
POT to Access Tandem	21 dB	14 dB
POT to End Office		
- Direct	N/A	N/A
- Via Access Tandem	16 dB	11 dB

(6) Standard Return Loss

Standard Return Loss expressed as Echo Return Loss and Singing Return Loss on two-wire ports of a four-wire point of termination shall be equal to or greater than:

<u>Echo Return Loss</u>	<u>Singing Return Loss</u>
5 dB	2.5 dB

Transmittal No. 1 – Filed under Special Permission No. 04-026

ACCESS SERVICE

15. Access Service Interfaces and Transmission Specifications (Cont'd)

15.1 Switched Access Service (Cont'd)

15.1.2 Standard Transmission Specifications (Cont'd)

(F) Type B Transmission Specifications

Type B Transmission Specifications are provided with the following parameters:

(1) Loss Deviation

The maximum Loss Deviation of the 1004 Hz loss relative to the Expected Measured Loss (EML) is ± 2.5 dB.

(2) Attenuation Distortion

The maximum Attenuation Distortion in the 404 to 2804 Hz frequency band relative to loss at 1004 Hz is -2.0 dB to +4.0 dB.

(3) C-Message Noise

The maximum C-Message Noise for the transmission path at the route miles listed is less than or equal to:

<u>Route Miles</u>	<u>C-Message Noise*</u>	
	<u>Type B1</u>	<u>Type B2</u>
less than 50	32 dBrnCO	35 dBrnCO
51 to 100	33 dBrnCO	37 dBrnCO
101 to 200	35 dBrnCO	40 dBrnCO
201 to 400	37 dBrnCO	43 dBrnCO
401 to 1000	39 dBrnCO	45 dBrnCO

* For Feature Group C and D only Type B2 will be provided. For Feature Groups A and B, Type B1 or B2 will be provided as set forth in Technical Reference TR-NPL-000334.

Transmittal No. 1 – Filed under Special Permission No. 04-026

ACCESS SERVICE

15. Access Service Interfaces and Transmission Specifications (Cont'd)

15.1 Switched Access Service (Cont'd)

15.1.2 Standard Transmission Specifications (Cont'd)

(F) Type B Transmission Specifications (Cont'd)

(4) C-Notch Noise

The maximum C-Notch Noise, utilizing a -16 dBm0 holding tone is less than or equal to 47 dBmCO.

(5) Echo Control

Echo Control, identified as Impedance Balance for FGA and FGB and Equal Level Echo Path Loss for FGC and FGD, and expressed as Echo Return Loss (ERL) and Singing Return Loss (SRL), is dependent on the routing, i.e., whether the service is routed directly from the customer's point of termination (POT) to the end office or via an access tandem. The ERL and SRL also differ by Feature Group, type of termination, and type of transmission path. They are greater than or equal to the following:

Transmittal No. 1 – Filed under Special Permission No. 04-026

ACCESS SERVICE

15. Access Service Interfaces and Transmission Specifications (Cont'd)

15.1 Switched Access Service (Cont'd)

15.1.2 Standard Transmission Specifications (Cont'd)

(F) Type B Transmission Specifications (Cont'd)

(5) Echo Control (Cont'd)

	<u>Echo Return Loss</u>	<u>Singing Return Loss</u>
POT to Access Tandem		
- Terminated in 4-Wire trunk	21 dB	14 dB
- Terminated in 2-Wire trunk	16 dB	11 dB
POT to End Office		
- Direct	16 dB	11 dB
- Via Access Tandem		
. For FGB access	8 dB	4 dB
. For FGC access (Effective 4-Wire transmission path at end office)	16 dB	11 dB
. For FGC access (Effective 2-Wire transmission path at end office)	13 dB	6 dB

Transmittal No. 1 – Filed under Special Permission No. 04-026

ACCESS SERVICE

15. Access Service Interfaces and Transmission Specifications (Cont'd)

15.1 Switched Access Service (Cont'd)

15.1.2 Standard Transmission Specifications (Cont'd)

(F) Type B Transmission Specifications (Cont'd)

(6) Standard Return Loss

Standard Return Loss, expressed as Echo Return Loss and Singing Return Loss, on two-wire ports of a four-wire point of termination shall be equal to or greater than:

<u>Echo Return Loss</u>	<u>Singing Return Loss</u>
-------------------------	----------------------------

5 dB	2.5 dB
------	--------

(G) Type C Transmission Specifications

Type C Transmission Specifications are provided with the following parameters:

(1) Loss Deviation

The maximum Loss Deviation of the 1004 Hz loss relative to the Expected Measured Loss (EML) is ± 3.0 dB.

(2) Attenuation Distortion

The maximum Attenuation Distortion in the 404 to 2804 Hz frequency band relative to loss at 1004 Hz is -2.0 dB to +5.5 dB.

Transmittal No. 1 – Filed under Special Permission No. 04-026

ACCESS SERVICE

15. Access Service Interfaces and Transmission Specifications (Cont'd)

15.1 Switched Access Service (Cont'd)

15.1.2 Standard Transmission Specifications (Cont'd)

(G) Type C Transmission Specifications (Cont'd)

(3) C-Message Noise

The maximum C-Message Noise for the transmission path at the route miles listed is less than or equal to:

<u>Route Miles</u>	<u>C-Message Noise*</u>	
	<u>Type C1</u>	<u>Type C2</u>
less than 50	32 dBrnCO	38 dBrnCO
51 to 100	33 dBrnCO	39 dBrnCO
101 to 200	35 dBrnCO	41 dBrnCO
201 to 400	37 dBrnCO	43 dBrnCO
401 to 1000	39 dBrnCO	45 dBrnCO

(4) C-Notch Noise

The maximum C-Notch Noise, utilizing a -16 dBm0 holding tone is less than or equal to 47 dBrnCO.

*For Feature Group C and D only Type C2 will be provided. For Feature Groups A and B, Type C1 or C2 will be provided as set forth in Technical Reference TR-NPL-000334.

Transmittal No. 1 – Filed under Special Permission No. 04-026

ACCESS SERVICE

15. Access Service Interfaces and Transmission Specifications (Cont'd)

15.1 Switched Access Service (Cont'd)

15.1.2 Standard Transmission Specifications (Cont'd)

(G) Type C Transmission Specifications (Cont'd)

(5) Echo Control

Echo Control, identified as Return Loss and expressed as Echo Return Loss and Singing Return Loss is dependent on the routing, i.e., whether the service is routed directly from the customer's point of termination (POT) to the end office or via an access tandem. It is equal to or greater than the following:

	<u>Echo Return Loss</u>	<u>Singing Return Loss</u>
POT to Access Tandem	13 dB	6 dB
POT to End Office		
- Direct	13 dB	6 dB
- Via Access Tandem (for FGB only)	8 dB	4 dB

Transmittal No. 1 – Filed under Special Permission No. 04-026

ACCESS SERVICE

15. Access Service Interfaces and Transmission Specifications (Cont'd)

15.1 Switched Access Service (Cont'd)

15.1.3 Data Transmission Parameters

Two types of Data Transmission Parameters, i.e., Type DA and Type DB, are provided for the Feature Group arrangements. Type DB is provided with Feature Groups A, B and C and also with Feature Group D when Feature Group D is directly routed to the end office. Type DA is only provided with Feature Group D and only when routed via an access tandem. Following are descriptions of each.

(A) Data Transmission Parameters Type DA

(1) Signal to C-Notched Noise Ratio

The Signal to C-Notched Noise Ratio is equal to or greater than 33 dB.

(2) Envelope Delay Distortion

The maximum Envelope Delay Distortion for the frequency bands and route miles specified is:

604 to 2804 Hz

Less than 50 route miles	500 microseconds
--------------------------	------------------

Equal to or greater than 50 route miles	900 microseconds
--	------------------

1004 to 2404 Hz

Less than 50 route miles	200 microseconds
--------------------------	------------------

Equal to or greater than 50 route miles	400 microseconds
--	------------------

Transmittal No. 1 – Filed under Special Permission No. 04-026

ACCESS SERVICE

15. Access Service Interfaces and Transmission Specifications (Cont'd)

15.1 Switched Access Service (Cont'd)

15.1.3 Data Transmission Parameters (Cont'd)

(A) Data Transmission Parameters Type DA (Cont'd)

(3) Impulse Noise Counts

The Impulse Noise Counts exceeding a 65 dBmCO threshold in 15 minutes is no more than 15 counts.

(4) Intermodulation Distortion

The Second Order (R2) and Third Order (R3) Intermodulation Distortion products are equal to or greater than:

Second Order (R2)	33 dB
Third Order (R3)	37 dB

(5) The Phase Jitter over the 4-300 Hz frequency band is less than or equal to 5 peak-to-peak.

(6) The maximum Frequency Shift does not exceed -2 to +2 Hz.

Transmittal No. 1 – Filed under Special Permission No. 04-026

ACCESS SERVICE

15. Access Service Interfaces and Transmission Specifications (Cont'd)

15.1 Switched Access Service (Cont'd)

15.1.3 Data Transmission Parameters (Cont'd)

(B) Data Transmission Parameters Type DB

(1) Signal to C-Notched Noise Ratio

The signal to C-Notched Noise Ratio is equal to or greater than 30 dB.

(2) Envelope Delay Distortion

The maximum Envelope Delay Distortion for the frequency bands and route miles specified is:

604 to 2804 Hz

Less than 50 route miles	800 microseconds
--------------------------	------------------

Equal to or greater than 50 route miles	1000 microseconds
--	-------------------

1004 to 2404 Hz

Less than 50 route miles	320 microseconds
--------------------------	------------------

Equal to or greater than 50 route miles	500 microseconds
--	------------------

Transmittal No. 1 – Filed under Special Permission No. 04-026

ACCESS SERVICE

15. Access Service Interfaces and Transmission Specifications (Cont'd)

15.1 Switched Access Service (Cont'd)

15.1.3 Data Transmission Parameters (Cont'd)

(B) Data Transmission Parameters Type DB (Cont'd)

(3) Impulse Noise Counts

The Impulse Noise Counts exceeding a 67 dBmCO threshold in 15 minutes is no more than 15 counts.

(4) Intermodulation Distortion

The Second Order (R2) and Third Order (R3) Intermodulation Distortion products are equal to or greater than:

Second Order (R2)	31 dB
Third Order (R3)	34 dB

(5) Phase Jitter

The Phase Jitter over the 4-300 Hz frequency band is less than or equal to 7 peak-to-peak.

(6) Frequency Shift

The maximum Frequency Shift does not exceed -2 to +2 Hz.

Transmittal No. 1 – Filed under Special Permission No. 04-026

ACCESS SERVICE

15. Access Service Interfaces and Transmission Specifications (Cont'd)

15.2 Special Access Service

This section explains and lists the codes that the customer must specify when ordering Special Access Non-Competitive End User Channel Termination (EUCT), Switched Access Entrance Facilities, and Voice Grade and High Capacity Direct-Trunked Transport. These codes provide a standardized means to relate the services being ordered to Special Access Non-Competitive EUCT contained in Section 7. preceding. (C)

When ordering, the type of Special Access Non-Competitive EUCT, Switched Access Entrance Facility or Direct-Trunked Transport is described by two code sets, the Network Channel (NC) code and the Network Channel Interface (NCI) codes. (C)

The Network Channel (NC) code consists of two elements. Element one is a Channel Service Code (character positions 1 and 2) that describes the channel service type in an abbreviated form. Element two is an Optional Feature Code (character positions 3 and 4) that identifies option codes available for each channel service code, such as C-conditioning or Improved Return Loss.

The Network Channel Interface (NCI) is used to identify interface specifications associated with a particular channel. This code describes the total wires, protocol, impedance, protocol options and transmission level point(s) reflecting physical and electrical characteristics between the Telephone Company and the customer.

On the following 3 pages are examples which explain the specific characters of the codes and which reference matrices and charts used in developing the codes. Included in the matrices are Service Designator (SD) codes which are used to identify variations of service within service types. The SD and NC codes are displayed as components of the matrices designated as Technical Specifications Packages in (A) through (D) following. Through the use of these matrices, SD codes may be converted to NC codes for service ordering purposes.

A chart is also provided in 15.2.2(A) following which contains information necessary to develop NCI codes.

Transmittal No. 77

ACCESS SERVICE

15. Access Service Interfaces and Transmission Specifications (Cont'd)

15.2 Special Access Service (Cont'd)

Comprehensive lists of allowed Network Channel (NC) and Network Channel Interface (NCI) codes are contained in Special Report SR-ISD-000307. However, not all services contained in this Special Report may be offered by the Telephone Company at this time.

Lastly, 15.2.2(C) following provides a list of compatible Network Channel Interfaces inasmuch as the Network Channel Interfaces associated with a given service need not always be the same, but all must be compatible.

Example No. 1: If the customer wishes to order a 4-wire voice grade circuit with 600 Ohms impedance, capable of data transmission, and with improved return loss, the customer might specify the following:

<u>NC</u>	<u>NCI</u>	<u>SECNCI</u>
LG-R	04DB2	04DA2-S

NC Code:

LG = Voice Grade Channel Service, VG6
 -R = Improved Return Loss

NCI Code:

04 = Number of physical wires at CDP
 DB = Data stream in VF frequency band at the customer designated main terminal location
 2 = 600 Ohms impedance

SECNCI (Secondary NCI Code):

04 = Number of physical wires at CDP
 DA = Data stream in VG frequency at the customer designated secondary terminal location
 2 = 600 Ohms impedance
 S = Sealing current option for 4-wire transmission

In the above example the NCI (Network Channel Interface) code is the interface requested at the customer's POT (Point of Termination) and the SECNCI (Secondary Network Channel Interface) code represents the interface at the end office serving the End User.

Transmittal No. 1 – Filed under Special Permission No. 04-026

ACCESS SERVICE

15. Access Service Interfaces and Transmission Specifications (Cont'd)

15.2 Special Access Service (Cont'd)

Example No. 2: If the customer wishes to order a FX circuit to a station, with 600 Ohms impedance, loop start signaling, which is 4-wire at the CDP and 2-wire at the end-user, the customer might specify:

<u>NC</u>	<u>NCI</u>	<u>SECNCI</u>
LC--	04LO2	02LS2

NC Code:

LC = Voice Grade Channel Service, VG2
 -- = No Optional Features

NCI Code:

04 = Number of physical wires at CDP
 LO = Loop start, loop signaling - open end
 2 = 600 Ohms impedance

SECNCI (Secondary NCI Code):

02 = Number of physical wires at CDP
 LS = Loop start signaling - closed end
 2 = 600 Ohms impedance

Example No. 3: If the customer wishes to order a 1.544 Mbps Hi-cap facility with no channel options such as CO multiplexing, the customer might specify the following:

<u>NC</u>	<u>NCI</u>	<u>SECNCI</u>
HC--	04DS9-15	04DS9-15

NC Code:

HC = High Capacity Channel Service, HC1
 -- = No Optional Features

NCI, SECNCI Code:

04 = Number of physical wires at CDP
 DS = Digital hierarchy interface
 9 = 100 Ohms impedance
 15 = 1.544 Mbps (DS1) format

The preceding three examples use information contained in Special Report SR-ISD-000307.

Transmittal No. 1 – Filed under Special Permission No. 04-026

ACCESS SERVICE

15. Access Service Interfaces and Transmission Specifications (Cont'd)

15.2 Special Access Service (Cont'd)

15.2.1 Network Channel (NC) Codes

In order to determine the NC code appropriate for the service to be ordered, the type of Special Access Service the customer wishes must be identified. This identification is accomplished by a Service Designator (SD) code. The broad categories of Service Designator codes (e.g., VG, etc.) are set forth in Section 7. preceding. Variations within service type (e.g., VG1, etc.) are described in the various Technical Publications cited in (A) through (D) following.

Having determined the specific service type to be ordered and its SD code, and having used the appropriate Technical Publication, the customer should match the SD code to the NC code using the following matrices. Once the NC code has been determined the Network Channel Interface (NCI) code may be developed using the information set forth in 15.2.2 following and the guidelines concerning specific parameters available for each service type as set forth in the specified Technical Publication.

Transmittal No. 1 – Filed under Special Permission No. 04-026

ACCESS SERVICE

15. Access Service Interfaces and Transmission Specifications (Cont'd)

15.2 Special Access Service (Cont'd)

15.2.1 Network Channel (NC) Codes (Cont'd)

(A) Technical Specifications Packages Voice Grade Service

SD Code NC Code	Package VG-													W
	C*	1	2	3	4	5	6	7	8	9	10	11	12	
	LQ	LB	LC	LD	LE	LF	LG	LH	LJ	LK	LN	LP	LR	SE
<u>Parameter</u>														
Attenuation														
Distortion	X	X	X	X	X	X	X	X	X	X	X	X	X	X
C-Message Noise	X	X	X	X	X	X	X	X	X	X	X	X	X	X
Echo Control	X	X	X	X		X		X	X			X	X	X
Envelope Delay														
Distortion	X						X	X	X	X	X	X	X	X
Frequency Shift	X						X	X	X	X	X	X	X	X
Impulse Noise	X					X	X	X	X	X	X	X	X	X
Intermodulation														
Distortion	X						X	X	X	X	X	X		X
Loss Deviation	X	X	X	X	X	X	X	X	X	X	X	X	X	X
Phase Hits, Gain														
Hits, and Dropouts	X													
Phase Jitter	X						X	X	X	X	X	X		X
Signal-to-C														
Message Noise					X									
Signal-to-C														
Notch Noise	X					X	X	X	X	X	X	X	X	X

The technical specifications for these parameters (except for dropouts, phase hits, and gain hits) are described in Technical References TR-NPL-000334 and TR-NPL-000335. The technical specifications for dropouts, phase hits, and gain hits are described in Technical Reference PUB 41004, Table 4.

* The desired parameters are selected by the customer from the list of available parameters.

Transmittal No. 1 – Filed under Special Permission No. 04-026

ACCESS SERVICE

15. Access Service Interfaces and Transmission Specifications (Cont'd)

15.2 Special Access Service (Cont'd)

15.2.1 Network Channel (NC) Codes (Cont'd)

(A) Technical Specifications Packages Voice Grade Service (Cont'd)

SD Code	C*	Package VG-												W
		1	2	3	4	5	6	7	8	9	10	11	12	
NC Code	LQ	LB	LC	LD	LE	LF	LG	LH	LJ	LK	LN	LP	LR	SE

Optional Features
and Functions

Central Office

Bridging

Capability	X		X			X	X				X	X	X	
------------	---	--	---	--	--	---	---	--	--	--	---	---	---	--

Central Office

Multiplexing	X						X							
--------------	---	--	--	--	--	--	---	--	--	--	--	--	--	--

Conditioning:

. C-Type	X					X	X	X	X	X	X			
----------	---	--	--	--	--	---	---	---	---	---	---	--	--	--

. Improved

Attenuation

Distortion	X					X	X	X	X	X	X			
------------	---	--	--	--	--	---	---	---	---	---	---	--	--	--

. Improved Envelope

Delay Distortion

	X					X	X	X	X	X	X			
--	---	--	--	--	--	---	---	---	---	---	---	--	--	--

. Data Capability

	X					X	X				X			
--	---	--	--	--	--	---	---	--	--	--	---	--	--	--

. Telephoto

Capability	X												X	
------------	---	--	--	--	--	--	--	--	--	--	--	--	---	--

Improved Return Loss

for Effective

Four-Wire

Transmission	X	X	X	X	X	X	X	X	X	X	X	X	X	X
--------------	---	---	---	---	---	---	---	---	---	---	---	---	---	---

For Effective

Two-Wire

Transmission	X		X	X				X						
--------------	---	--	---	---	--	--	--	---	--	--	--	--	--	--

Selective Signaling

Arrangement	X		X			X	X				X	X	X	
-------------	---	--	---	--	--	---	---	--	--	--	---	---	---	--

Signaling Capability

	X	X	X	X				X	X	X				
--	---	---	---	---	--	--	--	---	---	---	--	--	--	--

(D)
(D)

Transmittal No. 77

ACCESS SERVICE

15. Access Service Interfaces and Transmission Specifications (Cont'd)

15.2 Special Access Service (Cont'd)

15.2.1 Network Channel (NC) Codes (Cont'd)

(B) Technical Specifications Packages Program Audio Service

SD Code NC Code	<u>Package</u>			
	<u>APC*</u>	<u>AP1</u>	<u>AP2</u>	<u>AP3</u>
	<u>PQ</u>	<u>PE</u>	<u>PF</u>	<u>PJ</u>
<u>Parameter</u>				
Actual Measured Loss	X	X	X	X
Amplitude Tracking	X			
Crosstalk	X	X	X	X
Distortion Tracking	X			
Gain/Frequency				
Distortion	X	X	X	X
Group Delay	X			
Noise	X	X	X	X
Phrase Tracking	X			
Short-Term Gain				
Stability	X			
Short-Term Loss	X			
Total Distortion	X	X	X	X

The technical specifications are described in Technical Reference TR-NPL-000337.

* The desired parameters are selected by the customer from the list of available parameters.

Transmittal No. 1 – Filed under Special Permission No. 04-026

ACCESS SERVICE

15. Access Service Interfaces and Transmission Specifications (Cont'd)

15.2 Special Access Service (Cont'd)

15.2.1 Network Channel (NC) Codes (Cont'd)

(C) Technical Specifications Packages Digital Data Service

	<u>Package</u>			
SD Code	<u>D1</u>	<u>D2</u>	<u>D3</u>	<u>D4</u>
NC Code	<u>XA</u>	<u>XB</u>	<u>XG</u>	<u>XH</u>
<u>Parameter</u>				
Error-Free Seconds	X	X	X	X

The Telephone Company will provide a channel capable of meeting a monthly average performance equal to or greater than 99.875% error-free seconds (if provided through a Digital Data hub) while the channel is in service, if it is measured through a CSU equivalent which is designed, manufactured, and maintained to conform with the specifications, in Technical Reference PUC 62310.

Voltages which are compatible with Digital Data Service are delineated in Technical Reference PUB 62507.

Transmittal No. 1 – Filed under Special Permission No. 04-026

ACCESS SERVICE

15. Access Service Interfaces and Transmission Specifications (Cont'd)

15.2 Special Access Service (Cont'd)

15.2.1 Network Channel (NC) Codes (Cont'd)

(D) Technical Specifications Packages High Capacity Service

	<u>Package</u>
SD Code	<u>HC1</u>
NC Code	<u>HC</u>

Parameters

Error-Free Seconds	X
--------------------	---

Optional Features
and FunctionsCentral Office
Multiplexing:

DS1 to Voice	X
--------------	---

A channel with technical specifications package HC1 will be capable of an error-free second performance of 98.75% over a continuous 24 hour period as measured at the 1.544 Mbps rate through a CSU equivalent which is designed, manufactured, and maintained to conform with the specifications contained in Technical Reference PUB 62411.

15.2.2 Network Channel Interface (NCI) Codes

The electrical interface with the Telephone Company for Special Access Services, is defined by an interface code. There are interface codes for both the customer designated premises and the point of termination. Three examples of NCI codes are found in 15.2 preceding.

Transmittal No. 1 – Filed under Special Permission No. 04-026

ACCESS SERVICE

15. Access Service Interfaces and Transmission Specifications (Cont'd)

15.2 Special Access Service (Cont'd)

15.2.2 Network Channel Interface (NCI) Codes (Cont'd)

(A) Parameter Codes and Options
Parameter

<u>Code</u>	<u>Option</u>	<u>Definition</u>
AB	-	accepts 20 Hz ringing signal at customer's point of termination
AC	-	accepts 20 Hz ringing signal at customer's end user's point of termination
DA	-	data stream in VF frequency band at customer's end user's point of termination
DB	-	data stream in VF frequency band at customer's point of termination
DC	-	direct current or voltage
	- 1	monitoring interface with series RC combination (McCulloch format)
	- 2	Telephone Company energized alarm channel
DS	-	digital hierarchy interface
	- 15	1.544 Mbps (DS1) format per PUB 41451 plus D4
	- 15E	8-bit PCM encoded in one 64 kbps of the DS1 signal
	- 15F	8-bit PCM encoded in two 64 kbps of the DS1 signal
	- 15G	8-bit PCM encoded in three 64 kbps of the DS1 signal
	- 15H	14/11-bit PCM encoded in six 64 kbps of the DS1 signal
	- 15J	1.544 Mbps format per PUB 41451
	- 15K	1.544 Mbps format per PUB 41451 plus extended framing format
	- 15L	1.544 Mbps (DS1) with SF signaling
	- 44	44.736 Mbps (DS3)
	- 44L	44.736 Mbps (DS3) with SF signaling
DU	-	digital access interface
	- 24	2.4 kbps
	- 48	4.8 kbps
	- 56	56.0 kbps
	- 96	9.6 kbps
	- A	1.544 Mbps format per PUB 41451
	- B	1.544 Mbps format per PUB 41451 plus D4
	- C	1.544 Mbps format per PUB 41451 plus extended farming format

Transmittal No. 1 – Filed under Special Permission No. 04-026

ACCESS SERVICE

15. Access Service Interfaces and Transmission Specifications (Cont'd)

15.2 Special Access Service (Cont'd)

15.2.2 Network Channel Interface (NCI) Codes (Cont'd)

(A) Parameter Codes and Options (Cont'd)

Parameter (Cont'd)

<u>Code</u>	<u>Option</u>	<u>Definition</u>
DX	-	duplex signaling interface at customer's point of termination
DY	-	duplex signaling interface at customer's end user's point of termination
EA	- E	Type I E&M Lead Signaling. Customer at POT or customer's end user at POT originates on E Lead.
EA	- M	Type I E&M Lead Signaling. Customer at POT or customer's end user at POT originates on M Lead.
EB	- E	Type II E&M Lead Signaling. Customer at POT or customer's end user at POT originates on E Lead.
EB	- M	Type II E&M Lead Signaling. Customer at POT or customer's end user at POT originates on M Lead.
EC	-	Type III E&M signaling at customer POT
EX	- A	tandem channel unit signaling for loop start or ground start and customer supplies open end (dial tone, etc.) functions.
EX	- B	tandem channel unit signaling for loop start or ground start and customer supplies closed end (dial pulsing, etc.) functions.
GO	-	ground start loop signaling - open end function by customer or customer's end user
GS	-	ground start loop signaling - closed end function by customer or customer's end user
IA	-	E.I.A. (25 pin RS-232)
LA	-	end user loop start loop signaling - Type A OPS registered port open end
LB	-	end user loop start loop signaling - Type B OPS registered port open end
LC	-	end user loop start loop signaling - Type C OPS registered port open end
LO	-	loop start loop signaling - open end function by customer or customer's end user
LR	-	20 Hz automatic ringdown interface at customer with Telephone Company provided PLAR

Transmittal No. 1 – Filed under Special Permission No. 04-026

ACCESS SERVICE

15. Access Service Interfaces and Transmission Specifications (Cont'd)

15.2 Special Access Service (Cont'd)

15.2.2 Network Channel Interface (NCI) Codes (Cont'd)

(A) Parameter Codes and Options (Cont'd)

Parameter (Cont'd)

<u>Code</u>	<u>Option</u>	<u>Definition</u>
LS	-	loop start loop signaling - closed end function by customer or customer's end user
NO	-	no signaling interface, transmission only
PG	-	program transmission - no dc signaling
	- 1	nominal frequency from 50 to 15000 Hz
	- 3	nominal frequency from 200 to 3500 Hz
	- 5	nominal frequency from 100 to 5000 Hz
	- 8	nominal frequency from 50 to 8000 Hz
PR		protective relaying*
RV	- 0	reverse battery signaling, one way operation, originate by customer
	- T	reverse battery signaling, one way operation, terminate function by customer or customer's end user
SF	-	single frequency signaling with VF band at either customer POT or customer's end user POT
TF	-	telephotograph interface

* Available only for the transmission of audio tone protective relaying signals used in the protection of electric power systems during fault conditions.

Transmittal No. 1 – Filed under Special Permission No. 04-026

ACCESS SERVICE

15. Access Service Interfaces and Transmission Specifications (Cont'd)

15.2 Special Access Service (Cont'd)

15.2.2 Network Channel Interface (NCI) Codes (Cont'd)

(B) Impedance

The nominal reference impedance with which the channel will be terminated for the purpose of evaluating transmission performance:

<u>Value (ohms)</u>	<u>Code(s)</u>
110	0
150	1
600	2
900	3+
135	5
75	6
124	7
Variable	8
100	9

- + For those interface codes with a 4-wire transmission path at the customer designated POT, rather than a standard 900 ohm impedance the code (3) denotes a customer provided transmission equipment termination. Such terminations were provided to customers in accordance with the F.C.C. Docket No. 20099 Settlement Agreement.

Transmittal No. 1 – Filed under Special Permission No. 04-026

ACCESS SERVICE

15. Access Service Interfaces and Transmission Specifications (Cont'd)

15.2 Special Access Service (Cont'd)

15.2.2 Network Channel Interface (NCI) Codes (Cont'd)

(C) Compatible Network Channel Interfaces

(1) Voice Grade

<u>Compatible CIs</u>		<u>Compatible CIs</u>		<u>Compatible CIs</u>	
2AB2	2AC2	2DB2	2DA2	2LR2	2LR2
2AB3	2AC2	2DB3	2DA2	2LR3	2LR2
2CT3	2DY2	2DX3	2LA2	2LS	2GS
	4DS8		2LB2		2LS
	4DX2		2LC2		4GS
	4DX3		2LO3		4LS
	4DY2		2LS2		
	4EA2-E		2LS3	2LS2	2LA2
	4EA2-M				2LB2
	4SF2	2G02	2GS2		2LC2
	4SF3		2GS3		
	6DX2			2LS3	2LA2
	6DY2	2G03	2GS2		2LB2
	6DY3		2GS3		2LC2
	6EA2-E				
	6EA2-M	2GS	2GS	2NO2	2DA2
	6EB2-E		2LS		2NO2
	6EB2-M		4GS		
	6EB3-E		4LS	2NO3	2NO2
	8EB2-E				2PR2
	8EB2-M	2L02	2LS2		
	8EC2		2LS3	2TF3	2TF2
	9DY2				
	9DY3	2L03	2LS2		
	9EA2		2LS3		
	9EA3				

Transmittal No. 1 – Filed under Special Permission No. 04-026

ACCESS SERVICE

15. Access Service Interfaces and Transmission Specifications (Cont'd)

15.2 Special Access Service (Cont'd)

15.2.2 Network Channel Interface (NCI) Codes (Cont'd)

(C) Compatible Network Channel Interfaces (Cont'd)

(1) Voice Grade (Cont'd)

<u>Compatible CIs</u>	<u>Compatible CIs</u>	<u>Compatible CIs</u>
4AB2 2AC2 4AB2 4AC2 4SF2		
4AB3 2AC2 4AC2 4SF2		
4AC2 2AC2 4AC2		
	4DS8- 2AC2 2DA2 2DY2 2GO2	4DS8- 4DG2 4LR2 4LS2 4NO2
4DA2 4DA2	2GO3 2GS2	4PR2 4RV2-T
4DB2 2DA2 2NO2 2PR2 4DA2 4DB2 4NO2 4PR2 6DA2	2GS3 2LA2 2LB2 2LC2 2LO2 2LO3 2LR2 2LS2 2LS3	4SF2 4SF3 4TF2 6DA2 6DY2 6DY3 6EA2-E 6EA2-M 6EB2-E

Transmittal No. 1 – Filed under Special Permission No. 04-026

ACCESS SERVICE

15. Access Service Interfaces and Transmission Specifications (Cont'd)

15.2 Special Access Service (Cont'd)

15.2.2 Network Network Channel Interface (NCI) Codes (Cont'd)

(C) Compatible Network Channel Interfaces (Cont'd)

(1) Voice Grade (Cont'd)

<u>Compatible Cis</u>		<u>Compatible Cis</u>	<u>Compatible CIs</u>
4DD3	2DE2	2NO2	6EB2-M
	4DE2	PR2	6GS2
		2RV2-T	6LS2
		2TF2	8EB2-E
		4AC2	8EB2-M
		4DA2	9DY2
		4DE2	9DY3
		4DX2	9EA2
		4DX3	9EA3
		4DY2	
		4EA2-E	
		4EA2-M	
4DX2	2DY2	4DX2	8EB2-E
	2LA2		8EB2-M
	2LB2		9DY2
	2LC2		9DY3
	2LO3		9EA2
	2LS2		9EA3
	2LS3		
	2RV2-T	4DX3	2DY2
	4DX2		2LA2
	4DY2		2LB2
	4EA2-E		2LC2
	4EA2-M		2LO3
	4LS2		2LS2
	4RV2-T		2LS3
	4SF2		2RV2-T
	4SF3		4DX2
	6DY2		4DX3
	6DY3		4DY2
	6EA2-E		4EA2-E
			4DY2
			2DY2
			4DY2

Transmittal No. 1 – Filed under Special Permission No. 04-026

ACCESS SERVICE

15. Access Service Interfaces and Transmission Specifications (Cont'd)

15.2 Special Access Service (Cont'd)

15.2.2 Network Channel Interface (NCI) Codes (Cont'd)

(C) Compatible Network Channel Interfaces (Cont'd)

(1) Voice Grade (Cont'd)

<u>Compatible Cis</u>		<u>Compatible Cis</u>		<u>Compatible CIs</u>	
	6EA2-M		4EA2-M		
	6EB2-E		4LS2		
	6EB2-M		4RV2-T		
	6LS2		4SF2		
			4SF3		
4EA2-E	2DY2	4EA3-E	2DY2	4GO2	2GO2
	4DY2		4DY2		2GO3
	4EA2-E		4EA2-E		2GS2
	4EA2-M		4EA2-M		2GS3
	4SF2		4SF2		4GS2
	6DY2		6DY2		4SF2
	6DY3		6DY3		6GS2
	6EB2-E		6EA2-E		
	6EB2-M		6EA2-M	4G03	2GO2
	8EB2-E		6EB2-E		2GS2
	8EB2-M		6EB2-M		2GS3
	9DY2		8EB2-E		4GS2
	9DY3		8EB2-M		4SF2
			9DY2		6GS2
4EA2-M	2DY2		9DY3		
	4DY2		9EA2		
	4EA2-M		9EA3	4GS	2GS
	4SF2				2LS
	6DY2				4GS
	6DY3				4LS
	6EB2-E				
	6EB2-M				
	8EB2-E				
	8EB2-M				
	9DY2				
	9DY3				

Transmittal No. 1 – Filed under Special Permission No. 04-026

ACCESS SERVICE

15. Access Service Interfaces and Transmission Specifications (Cont'd)

15.2 Special Access Service (Cont'd)

15.2.2 Network Channel Interface (NCI) Codes (Cont'd)

(C) Compatible Network Channel Interfaces (Cont'd)

(1) Voice Grade (Cont'd)

<u>Compatible Cis</u>		<u>Compatible Cis</u>		<u>Compatible CIs</u>	
4LO2	2LS2	4LS3	2LA2	4SF2	2LO3
	2LS3		2LB2		2LR2
	4LS2		2LC2		2LS2
	4SF2		2LO2		2LS3
	6LS2		2L03		2RV2-T
			4SF2		4AC2
4L03	2LS2				4DY2
	2LS3	4NO2	2DA2		4LS2
	4LS2		2DE2		4RV2-T
	4SF2		2NO2		4SF2
	6LS2		4DA2		6DY2
			4DE2		6DY3
4LR2	2LR2		4NO2		6GS2
	4LR2		6DA2		9DY2
	4SF2				9DY3
		4RV2-0	2RV2-T		
4LR3	2LR2		4RV2-T	4SF3	2DY2
	4LR2		4SF2		2G03
	4SF2				2GS2
					2GS3
4LS	2GS	4SF2	2AC2		2LA2
	2LS		2DY2		2LB2
	4GS		2GS2		2LC2
	4LS		2GS3		2LO3
			2LA2		2LR2
4LS2	2LA2		2LB2		
	2LB2		2LC2		
	2LC2				
	2LO2				
	2LO3				

Transmittal No. 1 – Filed under Special Permission No. 04-026

ACCESS SERVICE

15. Access Service Interfaces and Transmission Specifications (Cont'd)

15.2 Special Access Service (Cont'd)

15.2.2 Network Channel Interface (NCI) Codes (Cont'd)

(C) Compatible Network Channel Interfaces (Cont'd)

(1) Voice Grade (Cont'd)

<u>Compatible Cis</u>		<u>Compatible Cis</u>		<u>Compatible CIs</u>	
4SF3	2LS2	6DA	4DA2	6DY3	2DY2
	2LS3		6DA2		4DY2
	2RV2-T				6DY2
	4DY2	6DX2	2DY2		6DY3
	4EA2-E		4DY2		
	4EA2-M		4EA2-E	6EA2-E	2AC2
	4GS2				
	4LR2		4EA2-M		2DY2
	4LS2		4SF2		2LA2
	4RV2-T		6DY2		2LB2
	4SF2		6DY3		2LC2
	4SF3		6EA2-E		2LO3
	6DY2		6EA2-M		2LS2
	6DY3		6EB2-E		2LS3
	6EB2-E		6EB2-M		2RV2-T
	6EB2-M		8EB2-E		4AC2
	6GS2		8EB2-M		4DY2
	6LS2		9DY2		4EA2-E
	9DY2		9DY3		4EA2-M
	9DY3		9EA2		4LS2
	9EA2		9EA3		4RV2-T
	9EA3				4SF2
		6DY2	2DY2		4SF3
4TF2	2TF2		4DY2		6DY2
	4TF2		6DY2		6DY3
					6EA2-E
					6EA2-M

Transmittal No. 1 – Filed under Special Permission No. 04-026

ACCESS SERVICE

15. Access Service Interfaces and Transmission Specifications (Cont'd)

15.2 Special Access Service (Cont'd)

15.2.2 Network Channel Interface (NCI) Codes (Cont'd)

(C) Compatible Network Channel Interfaces (Cont'd)

(1) Voice Grade (Cont'd)

<u>Compatible CIs</u>		<u>Compatible CIs</u>		<u>Compatible CIs</u>	
6EA2-E	6EB2-E	6EA2-M	6DY2	6EB3-E	2DY2
	6EB2-M		6DY3		4DY2
	6LS2		6EA2-M		4EA2-E
	8EB2-E		6EB2-E		4EA2-M
	8EB2-M		6EB2-M		4SF2
	9DY2		6LS2		6DY2
	9DY3		8EB2-E		6DY3
			8EB2-M		6EA2-E
6EA2-M	2AC2		9DY2		6EA2-M
	2DY2		9DY3		8EB2-E
	2LA2				8EB2-M
	2LB2	6EB2-E	2DY2		9DY2
	2LC2		4DY2		9DY3
	2LO3		4SF2		9EA2
	2LS2		6DY2		9EA3
	2LS3		6DY3		
	2RV2-T		6EB2-E	6EX2-A	2GS2
	4AC2		6EB2-M		2GS3
	4DY2		9DY2		2LS2
	4EA2-E		9DY3		2LS3
	4EA2-M				4GS2
	4LS2	6EB2-M	2DY2		4LS2
	4RV2-T		4DY2		4SF2
	4SF2		4SF2		6GS2
	4SF3		6DY2		6LS2
			6DY3		
			6EB2-M		
			9DY2		
			9DY3		

Transmittal No. 1 – Filed under Special Permission No. 04-026

ACCESS SERVICE

15. Access Service Interfaces and Transmission Specifications (Cont'd)

15.2 Special Access Service (Cont'd)

15.2.2 Network Channel Interface (NCI) Codes (Cont'd)

(C) Compatible Network Channel Interfaces (Cont'd)

(1) Voice Grade (Cont'd)

	<u>Compatible Cis</u>	<u>Compatible Cis</u>	<u>Compatible CIs</u>
6EX2-B	2G03	8EB2-E 2AC2	8EB2-M 2AC2
	2LA2	2DY2	2DY2
	2LB2	2LA2	2LA2
	2LC2	2LB2	2LB2
	2LO2	2LC2	2LC2
	2LO3	2LO3	2LO3
	2LR2	2LS2	2LS2
	4LR2	2LS3	2LS3
	4SF2	2RV2-T	2RV2-T
		4AC2	4AC2
6GO2	2GO2	4DY2	4DY2
	2GS2	4LS2	4LS2
	2GS3	4RV2-T	4RV2-T
	4GS2	4SF2	4SF2
	4SF2	4SF3	4SF3
	6GS2	6DY2	6DY2
		6DY3	6DY3
6LO2	2LS2	6EB2-E	6EB2-E
	2LS3	6EB2-M	6EB2-M
	4LS2	6LS2	6LS2
	4SF2	8EB2-E	8EB2-M
	6LS2	8EB2-M	9DY2
		9DY2	9DY3
6LS2	2LA2	9DY3	
	2LB2		
	2LC2		
	2LO2		
	2LO3		
	4SF2		

Transmittal No. 1 – Filed under Special Permission No. 04-026

ACCESS SERVICE

15. Access Service Interfaces and Transmission Specifications (Cont'd)

15.2 Special Access Service (Cont'd)

15.2.2 Network Channel Interface (NCI) Codes (Cont'd)

(C) Compatible Network Channel Interfaces (Cont'd)

(1) Voice Grade (Cont'd)

<u>Compatible Cis</u>		<u>Compatible Cis</u>		<u>Compatible CIs</u>	
8EC2	2DY2	9DY2	2DY2	9EA3	2DY2
	4DY2		4DY2		4DY2
	4EA2-E		6DY2		4EA2-E
	4EA2-M		6DY3		4EA2-M
	4SF2		9DY2		6DY2
	6DY2				6DY3
	6DY3	9DY3	2DY2		6EA2-E
	6EA2-E		4DY2		6EA2-M
	EA2-M		6DY2		6EB2-E
	EB2-E		6DY3		6EB2-M
	6EB2-M		9DY2		8EB2-E
	8EB2-E		9DY3		8EB2-M
	8EB2-M				9DY2
	9DY2	9EA2	2DY2		9DY3
	9DY3		4DY2		9EA3
	9EA2		4EA2-E		
	9EA3		4EA2-M		
			6DY2		
			6DY3		
			6EA2-E		
			6EA2-M		
			6EB2-E		
			6EB2-M		
			8EB2-E		
			8EB2-M		
			9DY2		
			9DY3		
			9EA2		
			9EA3		

Transmittal No. 1 – Filed under Special Permission No. 04-026

ACCESS SERVICE

15. Access Service Interfaces and Transmission Specifications (Cont'd)

15.2 Special Access Service (Cont'd)

15.2.2 Network Channel Interface (NCI) Codes (Cont'd)

(C) Compatible Network Channel Interfaces (Cont'd)

(2) Program Audio

<u>Compatible Cis</u>		<u>Compatible CIs</u>	
2PG2-1	2PG1-1 2PG2-1	4DS8-15E	2PG1-3 2PG2-3
2PG2-3	2PG1-3 2PG2-3	4DS8-15F	2PG1-5 2PG2-5
2PG2-5	2PG1-5 2PG2-5	4DS8-15G	2PG1-8 2PG2-8
2PG2-8	2PG1-8 2PG2-8	4DA8-15H	2PG1-1 2PG2-1

(3) Digital Data

<u>Compatible Cis</u>		<u>Compatible Cis</u>		<u>Compatible CIs</u>	
4DS8-15 6DU5-24	4DS8-15+ 6DU5-24			4DU5-24	4DU5-24
		4DU5-24			
		4DU5-48	4DU5-48	4DU5-48	6DU5-48
		4DU5-56			
		4DU5-96	4DU5-96	4DU5-96	6DU5-56
		6DU5-24			
		6DU5-48	4DU8-56	4DU5-56	6DU5-96
		6DU5-96			

+ Available only as a cross connect of two digital channels at appropriate digital speeds at a Telephone Company hub.

Transmittal No. 1 – Filed under Special Permission No. 04-026

ACCESS SERVICE

15. Access Service Interfaces and Transmission Specifications (Cont'd)

15.2 Special Access Service (Cont'd)

15.2.2 Network Channel Interface (NCI) Codes (Cont'd)

(C) Compatible Network Channel Interfaces (Cont'd)

(4) High-Capacity

<u>Compatible CIs</u>			<u>Compatible CIs</u>	
4DS8-15	4DS8-15+ 4DU8-B 6DU8-8	4DU8-A,B or C	.	4DU8-A,B or C
4DS6-44	4DS6-44+ 4DU8-A, B or C 6DU8-A, B or C	4DS8-31	4DS8-31	4DU8-A, B or C 6DU8-A, B or C

(5) Reserved For Future Use

(C)

(D)

(D)

+ Available only as a cross connect of two individual channels of 1.544 Mbps facilities at a Telephone Company hub.

ACCESS SERVICE

16. Reserved For Future Use

(C)
(D)

Transmittal No. 77

(D)

ACCESS SERVICE

16. Reserved For Future Use

(C)
(D)

Transmittal No. 77

(D)

ACCESS SERVICE

16. Reserved For Future Use

(C)
(D)

Transmittal No. 77

(D)

ACCESS SERVICE

16. Reserved For Future Use

(C)
(D)

Transmittal No. 77

(D)

ACCESS SERVICE

16. Reserved For Future Use

(C)
(D)

Transmittal No. 77

(D)

ACCESS SERVICE

16. Reserved For Future Use

(C)
(D)

Transmittal No. 77

(D)

ACCESS SERVICE

16. Reserved For Future Use

(C)
(D)

Transmittal No. 77

(D)

ACCESS SERVICE

16. Reserved For Future Use

(C)
(D)

Transmittal No. 77

(D)

ACCESS SERVICE

16. Reserved For Future Use

(C)
(D)

Transmittal No. 77

(D)

ACCESS SERVICE

16. Reserved For Future Use

(C)
(D)

Transmittal No. 77

(D)

ACCESS SERVICE

16. Reserved For Future Use

(C)
(D)

Transmittal No. 77

(D)

ACCESS SERVICE

16. Reserved For Future Use

(C)
(D)

Transmittal No. 77

(D)

ACCESS SERVICE

16. Reserved For Future Use

(C)
(D)

Transmittal No. 77

(D)

ACCESS SERVICE

16. Reserved For Future Use

(C)
(D)

Transmittal No. 77

(D)

ACCESS SERVICE

16. Reserved For Future Use

(C)
(D)

Transmittal No. 77

(D)

ACCESS SERVICE

16. Reserved For Future Use

(C)
(D)

Transmittal No. 77

(D)

ACCESS SERVICE

16. Reserved For Future Use

(C)
(D)

Transmittal No. 77

(D)

ACCESS SERVICE

16. Reserved For Future Use

(C)
(D)

Transmittal No. 77

(D)

ACCESS SERVICE

16. Reserved For Future Use

(C)
(D)

Transmittal No. 77

(D)

ACCESS SERVICE

16. Reserved For Future Use

(C)
(D)

Transmittal No. 77

(D)

ACCESS SERVICE

16. Reserved For Future Use

(C)
(D)

Transmittal No. 77

(D)

ACCESS SERVICE

16. Reserved For Future Use

(C)
(D)

Transmittal No. 77

(D)

ACCESS SERVICE

16. Reserved For Future Use

(C)
(D)

Transmittal No. 77

(D)

ACCESS SERVICE

16. Reserved For Future Use

(C)
(D)

Transmittal No. 77

(D)

ACCESS SERVICE

16. Reserved For Future Use

(C)
(D)

Transmittal No. 77

(D)

ACCESS SERVICE

16. Reserved For Future Use

(C)
(D)

Transmittal No. 77

(D)

ACCESS SERVICE

16. Reserved For Future Use

(C)
(D)

Transmittal No. 77

(D)

ACCESS SERVICE

16. Reserved For Future Use

(C)
(D)

Transmittal No. 77

(D)

ACCESS SERVICE

16. Reserved For Future Use

(C)
(D)

Transmittal No. 77

(D)

ACCESS SERVICE

16. Reserved For Future Use

(C)
(D)

Transmittal No. 77

(D)

ACCESS SERVICE

16. Reserved For Future Use

(C)
(D)

Transmittal No. 77

(D)

ACCESS SERVICE

16. Reserved For Future Use

(C)
(D)

Transmittal No. 77

(D)

ACCESS SERVICE

16. Reserved For Future Use

(C)
(D)

Transmittal No. 77

(D)

ACCESS SERVICE

16. Reserved For Future Use

(C)
(D)

Transmittal No. 77

(D)

ACCESS SERVICE

16. Reserved For Future Use

(C)
(D)

Transmittal No. 77

(D)

ACCESS SERVICE

16. Reserved For Future Use

(C)
(D)

Transmittal No. 77

(D)

ACCESS SERVICE

16. Reserved For Future Use

(C)
(D)

Transmittal No. 77

(D)

ACCESS SERVICE

16. Reserved For Future Use

(C)
(D)

Transmittal No. 77

(D)

ACCESS SERVICE

16. Reserved For Future Use

(C)
(D)

Transmittal No. 77

(D)

ACCESS SERVICE

16. Reserved For Future Use

(C)
(D)

Transmittal No. 77

(D)

ACCESS SERVICE

16. Reserved For Future Use

(C)
(D)

Transmittal No. 77

(D)

ACCESS SERVICE

16. Reserved For Future Use

(C)
(D)

(D)

Transmittal No. 77

ACCESS SERVICE

17. Rates and Charges – Lufkin/Conroe Market Area

(T)

17.1 End User Access Service, Federal Universal Service Charge and ISDN Line Ports

17.1.1 Reserved for Future Use

17.1.2 End User Access Service

Regulations concerning End User Access Service are set forth in Section 4, preceding.

(A) End User Common Line (EUCL)	<u>Rate</u>
Residence	
- Individual line or trunk, each	\$ 0.00
(B) End User Common Line (EUCL)	
Single Line Business	
- Individual line or trunk, each	\$6.50
(C) End User Common Line (EUCL)	
Multiline Business – including Centrex CO and CO like	
- Per individual line or trunk	\$9.20
(D) Access Recovery Charge (ARC)	
Residence, Non-Primary Residence, and ISDN BRI	
	-See Following chart*
Single Line Business (SLB) and ISDN BRI	
- Individual line or trunk, each	-See Following chart*
Multi-Line Business (MLB), ISDN PRI, Centrex	
- Per individual line or trunk	-See Following chart*

Transmittal No. 95

ACCESS SERVICE

17. Rates and Charges – Lufkin/Conroe Market Area (Cont'd)

17.1 End User Access Service, Federal Universal Service Charge and ISDN Line Ports (Cont'd)

17.1.2 End User Access Service (Cont'd)

(D) Access Recovery Charge (ARC)

Exchange	Res ARC	SLB ARC	MLB ARC
Alto – Base Rate Area	\$1.95	\$2.50	\$3.00
Alto – Zone 1	\$1.43	\$2.50	\$3.00
Alto – Zone 2	\$0.00	\$2.50	\$3.00
Alto – Zone 3	\$0.00	\$2.50	\$3.00
Alto – Zone 4	\$0.00	\$2.50	\$3.00
Alto – Zone 5	\$0.00	\$2.50	\$3.00
Apple Springs – Base Rate Area	\$2.50 (I)	\$2.50	\$3.00
Apple Springs – Zone 1	\$2.50 (I)	\$2.50	\$3.00
Apple Springs – Zone 2	\$1.91	\$2.50	\$3.00
Apple Springs – Zone 3	\$1.08	\$2.50	\$3.00
Apple Springs – Zone 4	\$0.00	\$2.50	\$3.00
Apple Springs – Zone 5	\$0.00	\$2.50	\$3.00
Central – Base Rate Area	\$2.50 (I)	\$2.50	\$3.00
Central – Zone 1	\$2.50 (I)	\$2.50	\$3.00
Central – Zone 2	\$1.91	\$2.50	\$3.00
Central – Zone 3	\$1.08	\$2.50	\$3.00
Central – Zone 4	\$0.00	\$2.50	\$3.00
Central – Zone 5	\$0.00	\$2.50	\$3.00
Conroe – Base Rate Area	\$2.50 (I)	\$2.50	\$3.00
Conroe – Zone 1	\$2.50 (I)	\$2.50	\$3.00
Conroe – Zone 2	\$2.50 (I)	\$2.50	\$3.00
Conroe – Zone 3	\$2.50 (I)	\$2.50	\$3.00
Conroe – Zone 4	\$1.58	\$2.50	\$3.00
Conroe – Zone 5	\$0.00	\$2.50	\$3.00
Cut-N-Shoot – Base Rate Area	\$2.50 (I)	\$2.50	\$3.00
Cut-N-Shoot – Zone 1	\$2.50 (I)	\$2.50	\$3.00
Cut-N-Shoot – Zone 2	\$1.53	\$2.50	\$3.00
Cut-N-Shoot – Zone 3	\$1.53	\$2.50	\$3.00
Cut-N-Shoot – Zone 4	\$0.00	\$2.50	\$3.00
Cut-N-Shoot – Zone 5	\$0.00	\$2.50	\$3.00

Transmittal No. 111

Issued: June 16, 2021

Effective: July 1, 2021

Vice President, Regulatory and Public Policy
350 S Loop 336 West, Conroe, TX 77304

ACCESS SERVICE

17. Rates and Charges – Lufkin/Conroe Market Area (Cont'd)

17.1 End User Access Service, Federal Universal Service Charge and ISDN Line Ports (Cont'd)

17.1.2 End User Access Service (Cont'd)

(D) Access Recovery Charge (ARC) (Cont'd)

Exchange	Res ARC	SLB ARC	MLB ARC
Diboll – Base Rate Area	\$2.50 (I)	\$2.50	\$3.00
Diboll – Zone 1	\$2.50 (I)	\$2.50	\$3.00
Diboll – Zone 2	\$1.91	\$2.50	\$3.00
Diboll – Zone 3	\$1.08	\$2.50	\$3.00
Diboll – Zone 4	\$0.00	\$2.50	\$3.00
Diboll – Zone 5	\$0.00	\$2.50	\$3.00
Etoile – Base Rate Area	\$1.91	\$2.50	\$3.00
Etoile – Zone 1	\$1.18	\$2.50	\$3.00
Etoile – Zone 2	\$0.00	\$2.50	\$3.00
Etoile – Zone 3	\$0.00	\$2.50	\$3.00
Etoile – Zone 4	\$0.00	\$2.50	\$3.00
Etoile – Zone 5	\$0.00	\$2.50	\$3.00
Fuller Springs – Base Rate Area	\$2.50 (I)	\$2.50	\$3.00
Fuller Springs – Zone 1	\$2.50 (I)	\$2.50	\$3.00
Fuller Springs – Zone 2	\$1.91	\$2.50	\$3.00
Fuller Springs – Zone 3	\$1.08	\$2.50	\$3.00
Fuller Springs – Zone 4	\$0.00	\$2.50	\$3.00
Fuller Springs – Zone 5	\$0.00	\$2.50	\$3.00
Grangerland – Base Rate Area	\$2.50 (I)	\$2.50	\$3.00
Grangerland – Zone 1	\$2.50 (I)	\$2.50	\$3.00
Grangerland – Zone 2	\$1.53	\$2.50	\$3.00
Grangerland – Zone 3	\$1.53	\$2.50	\$3.00
Grangerland – Zone 4	\$0.00	\$2.50	\$3.00
Grangerland – Zone 5	\$0.00	\$2.50	\$3.00
Hudson – Base Rate Area	\$2.50 (I)	\$2.50	\$3.00
Hudson – Zone 1	\$2.50 (I)	\$2.50	\$3.00
Hudson – Zone 2	\$1.91	\$2.50	\$3.00
Hudson – Zone 3	\$1.08	\$2.50	\$3.00
Hudson – Zone 4	\$0.00	\$2.50	\$3.00
Hudson – Zone 5	\$0.00	\$2.50	\$3.00

Transmittal No. 111

Issued: June 16, 2021

Effective: July 1, 2021

ACCESS SERVICE

17. Rates and Charges –Lufkin/Conroe Market Area (Cont'd)

17.1 End User Access Service, Federal Universal Service Charge and ISDN Line Ports (Cont'd)

17.1.2 End User Access Service (Cont'd)

(D) Access Recovery Charge (ARC) (Cont'd)

Exchange	Res ARC	SLB ARC	MLB ARC	
Lake Conroe – Base Rate Area	\$2.50 (I)	\$2.50	\$3.00	
Lake Conroe – Zone 1	\$2.50 (I)	\$2.50	\$3.00	
Lake Conroe – Zone 2	\$1.53	\$2.50	\$3.00	
Lake Conroe – Zone 3	\$1.53	\$2.50	\$3.00	
Lake Conroe – Zone 4	\$0.00	\$2.50	\$3.00	
Lake Conroe – Zone 5	\$0.00	\$2.50	\$3.00	
Lufkin – Base Rate Area	\$2.50 (I)	\$2.50	\$3.00	
Lufkin – Zone 1	\$2.50 (I)	\$2.50	\$3.00	
Lufkin – Zone 2	\$1.91	\$2.50	\$3.00	
Lufkin – Zone 3	\$1.08	\$2.50	\$3.00	
Lufkin – Zone 4	\$0.00	\$2.50	\$3.00	
Lufkin – Zone 5	\$0.00	\$2.50	\$3.00	
Montgomery – Base Rate Area	\$2.50 (I)	\$2.50	\$3.00	
Montgomery – Zone 1	\$2.50 (I)	\$2.50	\$3.00	
Montgomery – Zone 2	\$2.50 (I)	\$2.50	\$3.00	
Montgomery – Zone 3	\$2.50 (I)	\$2.50	\$3.00	
Montgomery – Zone 4	\$1.58	\$2.50	\$3.00	
Montgomery – Zone 5	\$0.00	\$2.50	\$3.00	
Riverbrook – Base Rate Area	\$1.48	\$2.50	\$3.00	
Riverbrook – Zone 1	\$0.96	\$2.50	\$3.00	
Riverbrook – Zone 2	\$0.00	\$2.50	\$3.00	
Riverbrook – Zone 3	\$0.00	\$2.50	\$3.00	
Riverbrook – Zone 4	\$0.00	\$2.50	\$3.00	
Riverbrook – Zone 5	\$0.00	\$2.50	\$3.00	
Walden – Base Rate Area	\$2.50 (I)	\$2.50	\$3.00	
Walden – Zone 1	\$2.50 (I)	\$2.50	\$3.00	
Walden – Zone 2	\$1.53	\$2.50	\$3.00	
Walden – Zone 3	\$1.53	\$2.50	\$3.00	
Walden – Zone 4	\$0.00	\$2.50	\$3.00	
Walden – Zone 5	\$0.00	\$2.50	\$3.00	
Wells – Base Rate Area	\$2.50 (I)	\$2.50	\$3.00	
Wells – Zone 1	\$2.50 (I)	\$2.50	\$3.00	
Wells – Zone 2	\$1.91	\$2.50	\$3.00	
Wells – Zone 3	\$1.08	\$2.50	\$3.00	
Wells – Zone 4	\$0.00	\$2.50	\$3.00	
Wells – Zone 5	\$0.00	\$2.50	\$3.00	

Transmittal No. 111

Issued: June 16, 2021

Effective: July 1, 2021

ACCESS SERVICE

17. Rates and Charges – Lufkin/Conroe Market Area (Cont'd)

17.1 End User Access Service, Federal Universal Service Charge and ISDN Line Ports (Cont'd)

17.1.3 Federal Universal Service Charge

Regulations concerning the Federal Universal Service Charge are set forth in Section 3 preceding.

(A) FUSC Surcharge Factor	<u>Percentage</u> 34.6% (I)
---------------------------	---------------------------------------

17.1.4 ISDN and DS1 Line Ports

17.1.4.1	ISDN Line Ports	<u>Rates</u>
(A)	ISDN BRI Line Port - per arrangement	\$2.23
(B)	ISDN PRI Line Port - per arrangement	\$23.51
17.1.4.2	DS1 Line Port	
(A)	DS1 Line Port - per DS1 (1.544 Mbps) Channel service	\$23.51

17.1.5 Lifeline Assistance Plan

As set forth in 4.2 (B) preceding, the End User Common Line Charge shall be reduced by the amount of the Lifeline Assistance Plan ordered by the Public Utility Commission of Texas and approved by the F.C.C. Waiver of the End User Common Line Charge shall not exceed 100 percent of the charge.

Transmittal No. 125

ACCESS SERVICE

17. Rates and Charges – Lufkin/Conroe Market Area (Cont'd) (T)

17.2 Switched Access Service

17.2.1 Nonrecurring Charges

RateTariff
Section
Reference

(A)	Local Transport - Installation Per Entrance Facility		6.4.1(B)(1)
	- Voice Grade Two Wire	\$186.40	
	- Voice Grade Four Wire	\$186.40	
	- High Capacity DS1	\$280.74	
	- High Capacity DS3	\$500.00	
	- Optical Carrier Service - OC3	\$785.00	
	- Optical Carrier Service - OC12	\$785.00	
(B)	FGC and FGD Conversion of Multifrequency Address Signaling to SS7 Signaling or SS7 Signaling to Multifrequency Address Signaling		
	- Trunk Group Conversion Charge	\$105.00	6.4.1(B)(3)
(C)	Interim NXX Translation Per Order	\$ 60.50	6.4.1(B)(2)
(D)	Transport Trunk Activation, per trunk activated	\$131.50	
(E)	Flexible Automatic Number Identification (Flex ANI) (per end office, per CIC)	None	6.4.1.(B)(5)

Transmittal No. 95

ACCESS SERVICE

17. Rates and Charges – Lufkin/Conroe Market Area (Cont'd)

17.2 Switched Access Service (Cont'd)

17.2.2 Local Transport

Rate

(A) Entrance Facility, Per Termination

(1)	Voice Grade Two Wire	\$ 25.35
(2)	Voice Grade Four Wire	\$ 28.99
(3)	High Capacity DS1	\$ 75.06
(4)	High Capacity DS3	\$1,041.99
(5)	Optical Carrier Service - OC3	\$2,620.00
(6)	Optical Carrier Service - OC12	\$5,764.00

(B) Direct-Trunked Transport

(1) Direct-Trunked Facility, Per Mile

(a)	Voice Grade	\$ 0.98
(b)	High Capacity DS1	\$ 13.78
(c)	High Capacity DS3	\$ 110.77
(d)	OCS -- OC3	\$174.00
(e)	OCS -- OC12	\$348.00

(2) Direct-Trunked Termination, per termination

(a)	Voice Grade	\$4.13
(b)	High Capacity DS1	\$11.81
(c)	High Capacity DS3	\$107.85
(d)	OCS -- OC3	\$556.00
(e)	OCS -- OC12	\$1,224.00

(C) Tandem Switched Transport

(1) Tandem Switched Facility - Per Access Minute Per Mile

Originating Non-Toll Free	\$0.000160	(C)
Terminating 3 rd Party	\$0.000160	
Terminating End Office	\$0.000000	

(2) Tandem Switched Termination - Per Access Minute Per Termination

Originating Non-Toll Free	\$0.000314	(C)
Terminating 3 rd Party	\$0.000314	
Terminating End Office	\$0.000000	

(D) Tandem Switching - Per Access Minute Per Tandem

Originating Non-Toll Free	\$0.000680	(C)
Terminating 3 rd Party	\$0.000680	
Terminating End Office	\$0.000000	

Joint Tandem Switched Transport*

Per Originating Toll Free Only

Access Minute Per Tandem \$0.001

(N)

(N)

(N)

(M)

|

(M) Information previously located on this page can now be found on Page 17-3.1

(M)

*The Joint Tandem Switched Transport rate element applies per tandem to originating toll free minutes only in lieu of the Tandem Switched Facility, Tandem Switched Termination and Tandem Switching rate elements as of July 1, 2021.

(N)

(N)

(N)

Transmittal No. 111

Issued: June 16, 2021

Effective: July 1, 2021

Vice President, Regulatory and Public Policy
350 South Loop 336 West, Conroe, TX 77304

ACCESS SERVICE

17. Rates and Charges – Lufkin/Conroe Market Area (Cont'd)

17.2 Switched Access Service (Cont'd)

17.2.2 Local Transport

Rate

(E) Tandem Switched Multiplexing Common Multiplexing - Per Minute Charge

Originating Non-Toll Free	\$0.000069
Terminating 3rd Party	\$0.000069
Terminating End Office	\$0.000000

(M)
(C)

(F) Access Tandem Trunk Ports

DS1 Access Tandem Trunk Ports

- per month \$2.03

(M)

(M) Information now located on this page was previously located on Page 17-3.

Transmittal No. 111

ACCESS SERVICE

17. Rates and Charges – Lufkin/Conroe Market Area (Cont'd)

17.2 Switched Access Service

17.2.2 Local Transport (Cont'd)

Rate

(G) Multiplexing (1)

(1) Multiplexing, per arrangement

-	DS1 to Voice	\$ 184.93
-	DS3 to DS1	\$800.00
-	OC3 to DS3	\$1,400.00
-	OC12 to OC3/DS3	\$3,000.00

(2) Multiplexing, per add/drop port

-	Voice Grade	N/A
-	DS1	\$ 80.00
-	DS3	\$135.00
-	OC3	\$225.00

(H) Non-Premium Access

Reserved for Future Use

(I) 800 Data Base Query Charge

-	Per Basic Query	\$0.000200	(R)
-	Per Enhanced Query	\$0.000200	(R)

(1) OC3 and OC12 cannot multiplex directly to DS1, but must go through DS3 multiplexing first. See 7.9.4.

Transmittal No. 121

ACCESS SERVICE

17. Rates and Charges – Lufkin/Conroe Market Area (Cont'd) (T)

17.2 Switched Access Service (Cont'd)

17.2.2 Local Transport (Cont'd)

(I) Service Provider Number Portability (SPNP) Service

Regulations concerning SPNP are set forth in Section 6.10.2.

	<u>Rate Per Query</u>
(1) SPNP Query - Prearranged, Per Query	
(a) End Office	\$0.003371
(b) Tandem Office	\$0.003371
(2) SPNP Query - Default, Per Query	
(a) End Office	\$0.003371
(b) Tandem Office	\$0.003371
	<u>Monthly Rate Per Line</u>
(3) SPNP Surcharge* Per Access Line or Equivalent	\$0.36
(4) SPNP Surcharge* Per PBX Trunk	\$3.24
(5) SPNP Surcharge* Per ISDN PRI arrangement	\$1.80

* Billed over a 60 month period from April 11, 2003 to April 11, 2008

Transmittal No. 95

Issued: September 16, 2019

Effective: October 1, 2019

Vice President, Regulatory and Public Policy
350 S Loop 336 West, Conroe, TX 77304

ACCESS SERVICE

17. Rates and Charges – Lufkin/Conroe Market Area (Cont'd)

17.2 Switched Access Service (Cont'd)

17.2.3 End Office	<u>Rate</u>	<u>Section Reference</u>	
(A) Local Switching			
(1) Premium – Per Access Minute			
a. Originating Non-Toll Free	\$0.001724	6.1.3(B)(1)	(R)
b. Originating Toll Free Only	\$0.000000		
c. Terminating	\$0.0000		
(2) Non-Premium - Per Access Minute			
a. Originating Non-Toll Free	\$0.0008120	6.1.3(B)(1)	(R)
b. Originating Toll Free Only	\$0.0000000		
c. Terminating	\$0.0000		
(3) Common Trunk Port			
- Per Access Minute			
- Originating Non-Toll Free	\$0.000074	6.1.3(B)(4)	(R)
- Originating Toll Free Only	\$0.000000		
- Terminating	\$0.000000		
(4) DS-1 Dedicated Trunk Port			
- Per Month			
- Originating	\$0.28	6.1.3(B)(3)	
- Terminating	\$0.00		
(B) Information Surcharge			
(1) Premium Per 100 Access Minutes			
- Originating Non-Toll Free	\$0.080694	6.1.3(B)(2)	(R)
- Originating Toll Free Only	\$0.000000		
- Terminating	\$0.000000		
(2) Non-Premium Per 100 Access Minutes		6.1.3(B)(2)	
- Originating Non-Toll Free	\$0.0421		
- Originating Toll Free Only	\$0.0000		(R)
- Terminating	\$0.0000		

Transmittal No. 121

Issued: June 16, 2023

Effective: July 1, 2023

Vice President, Regulatory and Public Policy
350 S Loop 336 West, Conroe, TX 77304

ACCESS SERVICE

17. Rates and Charges – Lufkin/Conroe Market Area (Cont'd)

(T)

17.2 Switched Access Service (Cont'd)

17.2.4 Assumed Minutes of Use		Assumed Minutes Per Month	Tariff Section Reference
(A)	Feature Group A, Two Way Calling (1510 Originating, 2685 Terminating)	4195	6.5.4
(B)	Feature Group A, Originating Only	1510	6.5.4
(C)	Feature Group A, Terminating Only	2685	6.5.4
(D)	Feature Group B, Two Way Calling (3132 Originating, 5568 Terminating)	8700	6.6.4
(E)	Feature Group B, Originating Only	3132	6.6.4
(F)	Feature Group B, Terminating Only	5568	6.6.4
		<u>Rate</u>	
17.2.5	Operator Transfer Service Per Call Transferred	\$0.331965	6.9.3

Transmittal No. 95

Issued: September 16, 2019

Effective: October 1, 2019

ACCESS SERVICE

17. Rates and Charges – Lufkin/Conroe Market Area (Cont'd)

(T)

17.3 Special Access Service

17.3.1 Surcharge for Special Access Service

	<u>Monthly Rate</u>
- Per voice grade equivalent	\$25.00

Transmittal No. 95

Issued: September 16, 2019

Effective: October 1, 2019

Vice President, Regulatory and Public Policy
350 S Loop 336 West, Conroe, TX 77304

ACCESS SERVICE

17. Rates and Charges – Lufkin/Conroe Market Area (Cont'd)

17.3 Special Access Service (Cont'd)

17.3.2 Voice Grade Service

Regulations concerning Voice Grade Service are set forth in 7.4 preceding.

		<u>Monthly Rate</u>	<u>Nonrecurring Charge</u>
(A)	Non-Competitive End User Channel Termination (EUCT) Per Termination		
(1)	Two-Wire	\$ 25.34 (R)	\$187.00
(2)	Four-Wire	\$ 28.98 (R)	\$187.00
(B)	Reserved For Future Use		
(C)	Optional Features and Functions		
(1)	Bridging		
(a)	Voice Bridging Per Port		
(i)	Two-Wire	\$ 0.76	
(ii)	Four-Wire	\$ 0.76	

Transmittal No. 105

ACCESS SERVICE

17. Rates and Charges – Lufkin/Conroe Market Area (Cont'd) (T)

17.3 Special Access Service (Cont'd)

17.3.2 Voice Grade Service (Cont'd)

		Monthly Rate	
(C)	Optional Features and Functions (Cont'd)		
(1)	Bridging (Cont'd)		(I)
	(b) Data Bridging per port		
	(i) Two-Wire	\$ 0.75	
	(ii) Four-Wire	\$ 0.75	
	(c) Telephoto Bridging per port		
	(i) Two-Wire	\$ 0.75	
	(ii) Four-Wire	\$ 0.75	

Transmittal No. 95

Issued: September 16, 2019

Effective: October 1, 2019

Vice President, Regulatory and Public Policy
350 S Loop 336 West, Conroe, TX 77304

ACCESS SERVICE

17. Rates and Charges – Lufkin/Conroe Market Area (Cont'd) (T)

17.3 Special Access Service (Cont'd)

17.3.2 Voice Grade Service (Cont'd)

		Monthly <u>Rate</u>
(C)	Optional Features and Functions (Cont'd)	
(2)	Conditioning Per Termination	
(a)	C Type	None
(b)	D Type	None
(c)	Telephoto Capability	\$ 17.35
(3)	Improved Return Loss for Effective Two-Wire or Four-Wire Transmission Per Termination	
(a)	Two-Wire	\$ 5.83
(b)	Four-Wire	\$ 5.98
(4)	Signaling Capability Per Termination	\$21.36

Transmittal No. 95

ACCESS SERVICE

17. Rates and Charges – Lufkin/Conroe Market Area (Cont'd)

(T)

17.3 Special Access Service (Cont'd)

17.3.3 Program Audio Service

Regulations concerning Program Audio Service are set forth in 7.5 preceding.

		Monthly <u>Rate</u>	Nonrecurring <u>Charge</u>
(A)	Non-Competitive End User Channel Termination (EUCT) Per Termination		
	(1) 200 to 3500 Hz	\$16.87	\$236.91
	(2) 100 to 5000 Hz	\$18.19	\$236.91
	(3) 50 to 8000 Hz	\$19.51	\$236.91
(B)	Channel Mileage		

Transmittal No. 95

ACCESS SERVICE

17. Rates and Charges – Lufkin/Conroe Market Area (Cont'd)

17.3 Special Access Service (Cont'd)

17.3.4 Digital Data Service

Regulations concerning Digital Data Service are set forth in 7.6 preceding.

		<u>Monthly Rate</u>	<u>Nonrecurring Charge</u>
(A)	Non-Competitive End User Channel Termination (EUCT) Per Termination		
-	2.4 kbps	\$28.26	\$246.78
-	4.8 kbps	\$28.26	\$246.78
-	9.6 kbps	\$28.38 (R)	\$246.78
-	56.0 kbps	\$29.71 (R)	\$246.78
(B)	Reserved For Future Use		

Transmittal No. 105

ACCESS SERVICE

17. Rates and Charges – Lufkin/Conroe Market Area (Cont'd)

17.3 Special Access Service (Cont'd)

17.3.5 High-Capacity Service

Regulations concerning High-Capacity Service are set forth in 7.7 preceding.

	<u>Monthly Rate</u>	<u>Nonrecurring Charge</u>
(A) Non-Competitive End User Channel Termination (EUCT) Per Termination		
- DS1 / 1.544 Mbps	\$ 80.53 (I)	\$281.64
- DS3 / 44.736 Mbps	\$1,088.00 (I)	\$351.13
(B) Reserved For Future Use		

Transmittal No. 124

Issued: September 15, 2023

Effective: October 1, 2023

Vice President, Regulatory and Public Policy
350 S Loop 336 West, Conroe, TX 77304

ACCESS SERVICE

17. Rates and Charges – Lufkin/Conroe Market Area (Cont'd) (T)
- 17.3 Special Access Service (Cont'd)
- 17.3.5 High Capacity Service (Cont'd)
- (C) Reserved For Future Use

Transmittal No. 95

ACCESS SERVICE

17. Rates and Charges – Lufkin/Conroe Market Area (Cont'd) (T)
- 17.3 Special Access Service (Cont'd)
- 17.3.5 High Capacity Service (Cont'd)
- (D) Discount Plans – Term Pricing Plans (TPPs)
(3 yr = 10% discount; 5 yr = 20% discount)
- (1) Reserved For Future Use

Transmittal No. 95

Issued: September 16, 2019

Effective: October 1, 2019

Vice President, Regulatory and Public Policy
350 S Loop 336 West, Conroe, TX 77304

ACCESS SERVICE

17. Rates and Charges – Lufkin/Conroe Market Area (Cont'd)

(T)

17.3 Special Access Service (Cont'd)

17.3.5 Reserved For Future Use

Transmittal No. 95

Issued: September 16, 2019

Effective: October 1, 2019

Vice President, Regulatory and Public Policy
350 S Loop 336 West, Conroe, TX 77304

ACCESS SERVICE

17. Rates and Charges – Lufkin/Conroe Market Area (Cont'd)

(T)

17.3 Special Access Service (Cont'd)

17.3.5 Reserved For Future Use

Transmittal No. 95

Issued: September 16, 2019

Effective: October 1, 2019

Vice President, Regulatory and Public Policy
350 S Loop 336 West, Conroe, TX 77304

ACCESS SERVICE

17. Rates and Charges – Lufkin/Conroe Market Area (Cont'd)

(T)

17.3 Special Access Service (Cont'd)

17.3.6 Reserved For Future Use

Transmittal No. 95

Issued: September 16, 2019

Effective: October 1, 2019

Vice President, Regulatory and Public Policy
350 S Loop 336 West, Conroe, TX 77304

ACCESS SERVICE

17. Rates and Charges –Lufkin/Conroe Market Area (Cont'd)

(T)

17.3 Special Access Service (Cont'd)

17.3.6 Reserved For Future Use

(D)

Transmittal No. 95

Issued: September 16, 2019

Effective: October 1, 2019

Vice President, Regulatory and Public Policy
350 S Loop 336 West, Conroe, TX 77304

ACCESS SERVICE

17. Rates and Charges – Lufkin/Conroe Market Area (Cont'd) (T)
- 17.3 Special Access Service (Cont'd)
- 17.3.6 Reserved For Future Use

Transmittal No. 95

ACCESS SERVICE

17. Rates and Charges – Lufkin/Conroe Market Area (Cont'd) (T)
- 17.3 Special Access Service (Cont'd)
- 17.3.6 Reserved For Future Use

Transmittal No. 95

ACCESS SERVICE

17. Rates and Charges – Lufkin/Conroe Market Area (Cont'd)

(T)

17.3 Special Access Service (Cont'd)

17.3.6 Reserved For Future Use

Transmittal No. 95

Issued: September 16, 2019

Effective: October 1, 2019

Vice President, Regulatory and Public Policy
350 S Loop 336 West, Conroe, TX 77304

ACCESS SERVICE

17. Rates and Charges – Lufkin/Conroe Market Area (Cont'd)

17.4 Other Services

17.4.1 Access Ordering

		<u>Charge</u>	<u>Tariff Section Reference</u>
(A)	Access Order Charge Per Order	\$ 53.53 (R)	5.4.1
(B)	Service Date Change Charge A Service Date Change Charge will apply, on a per order per occurrence basis, for each service date changed. The Access Order Charge as specified in 17.4.1(A) preceding does not apply. The applicable charge is: Service Date Change Charge, per order	\$ 51.74	5.4.3
(C)	Design Change Charge The Design Change Charge will apply on a per order per occurrence basis, for each order requiring design change. The applicable charge is: Design Change Charge, per order	\$ 51.69	5.4.3
(D)	Miscellaneous Service Order Charge Per Occurrence	\$ 25.77 (R)	5.4.2

Transmittal No. 105

ACCESS SERVICE

17. Rates and Charges – Lufkin/Conroe Market Area (Cont'd)

(T)

17.4 Other Services (Cont'd)

17.4.2 Additional Engineering

	<u>Additional Engineering Periods</u>	<u>Each Half Hour or Fraction Thereof</u>	<u>Tariff Section Reference</u>
(A)	Basic Time per engineer normally scheduled working hours	\$27.36	13.1
(B)	Overtime per engineer outside of normally scheduled working hours	\$41.04	13.1
(C)	Premium Time outside of scheduled work day, per engineer	\$54.72	13.1

Transmittal No. 95

ACCESS SERVICE

17. Rates and Charges – Lufkin/Conroe Market Area (Cont'd)

(T)

17.4 Other Services (Cont'd)

17.4.3 Additional Labor

	<u>Additional Labor Periods</u>	<u>Each Half Hour or Fraction Thereof</u>	<u>Tariff Section Reference</u>
(A)	Installation or Repair		
	- Overtime, outside of normally scheduled working hours on a scheduled work day, per technician	\$38.88*	13.2.1 & 13.2.2
	- Premium Time, outside of scheduled work day, per technician	\$51.84*	13.2.1 & 13.2.2
(B)	Stand by		
	- Basic Time, normally scheduled working hours, per technician	\$25.92*	13.2.3
	- Overtime, outside of normally scheduled working hours on a scheduled work day, per technician	\$38.88*	13.2.3
	- Premium Time, outside of scheduled workday, per technician	\$51.84*	13.2.3

* A call out of a Telephone Company employee at a time not consecutive with the employee's scheduled work period is subject to a minimum charge of four hours.

Transmittal No. 95

Issued: September 16, 2019

Effective: October 1, 2019

Vice President, Regulatory and Public Policy
350 S Loop 336 West, Conroe, TX 77304

ACCESS SERVICE

17. Rates and Charges – Lufkin/Conroe Market Area (Cont'd)

(T)

17.4 Other Services (Cont'd)

17.4.3 Additional Labor (Cont'd)

		Each Half Hour or Fraction Thereof		
		Installation and Repair Technician	Central Office Maintenance Technician	Tariff Section Reference
	<u>Additional Labor Periods</u>			
(C)	Testing and Maintenance with other Telephone Companies, or other Labor			
-	Basic Time per technician & normally scheduled working hours	\$25.92	\$25.62	13.2.4 & 13.2.5
-	Overtime per technician & outside of normally scheduled working hours on a scheduled work day,	\$38.88*	\$38.34*	13.2.4 & 13.2.5
-	Premium Time per technician & outside of scheduled work day	\$51.84 *	\$51.25 *	13.2.4 & 13.2.5

* A call out of a Telephone Company employee at a time not consecutive with the employee's scheduled work period is subject to a minimum charge of four hours.

Transmittal No. 95

Issued: September 16, 2019

Effective: October 1, 2019

Vice President, Regulatory and Public Policy
350 S Loop 336 West, Conroe, TX 77304

ACCESS SERVICE

17. Rates and Charges – Lufkin/Conroe Market Area (Cont'd)

(T)

17.4 Other Services (Cont'd)

17.4.4 Miscellaneous Services (Cont'd)

(A) Additional Cooperative Acceptance Testing – Switched Access

<u>Testing Periods</u>	<u>Each Half Hour or Fraction Thereof</u>	<u>Tariff Section Reference</u>
Basic Time, Overtime* and Premium Time*	See the rates for Additional Labor as set forth in 17.4.3(C) preceding for Central Office Maintenance Technician	13.3.1(A)(1)

(B) Additional Automatic Testing - Switched Access

<u>To First Point Of Switching</u>	<u>Each Half Hour or Fraction Thereof</u>	<u>Tariff Section Reference</u>
Additional Tests		
Gain-Slope Tests	See the	13.3.1(A)(2)
C-Notched Noise Tests	rates for	
1004 Hz Loss**	Additional	
C-Message Noise**	Labor as	
Balance (return loss)**	set forth in 17.4.3(C) preceding for Central Office Maintenance Technician	

* A call out of a Telephone Company employee at a time not consecutive with the employee's scheduled work period is subject to a minimum charge of four hours.

** 1004 Hz Loss, C-Message Noise and Balance are non-chargeable routine tests, however, they may be requested on an as needed or more than routine scheduled basis, in which case the charges herein apply.

Transmittal No. 95

ACCESS SERVICE

17. Rates and Charges – Lufkin/Conroe Market Area (Cont'd)

(T)

17.4 Other Services (Cont'd)

17.4.4 Miscellaneous Services (Cont'd)

(C) Additional Manual Testing - Switched Access

To First Point of Switching	Each Half Hour or Fraction Thereof	Tariff Section Reference
<u>Additional Tests</u>		
Gain-Slope C-Notched Noise and any other agreed to tests, per technician	See the rates for Additional Labor as set forth in 17.4.3(C) preceding	13.3.1(A)(3)

(D) Additional Cooperative Acceptance Testing – Special Access

<u>Testing Periods</u>	Each Half Hour or Fraction Thereof	Tariff Section Reference
Basic Time, Overtime* and Premium Time*	See the rates for Additional Labor as set forth in 17.4.3(C) preceding.	13.3.1(B)(1)

* A call out of a Telephone Company employee at a time not consecutive with the employee's scheduled work period is subject to a minimum charge of four hours.

Transmittal No. 95

ACCESS SERVICE

17. Rates and Charges – Lufkin/Conroe Market Area (Cont'd)

(T)

17.4 Other Services (Cont'd)

17.4.4 Miscellaneous Services (Cont'd)

(E) Additional Manual Testing - Special Access

<u>Testing Periods</u>	<u>Each Half Hour or Fraction Thereof</u>	<u>Tariff Section Reference</u>
Basic Time, Overtime* and Premium Time*	See the rates for Additional Labor as set forth in 17.4.3(C) preceding.	13.3.1(B)(2)

(F) Maintenance of Service

<u>Maintenance of Service Periods</u>	<u>Each Half Hour or Fraction Thereof</u>	<u>Tariff Section Reference</u>
Basic Time, Overtime* and Premium Time*	See the rates for Additional Labor as set forth in 17.4.3(C) preceding.	13.3.2

* A call out of a Telephone Company employee at a time not consecutive with the employee's scheduled work period is subject to a minimum charge of four hours.

Transmittal No. 95

ACCESS SERVICE

17. Rates and Charges – Lufkin/Conroe Market Area (Cont'd) (T)

17.4 Other Services (Cont'd)

17.4.4 Miscellaneous Services (Cont'd)

		<u>Non Recurring Rate</u>	<u>Tariff Section Reference</u>
(G)	Telecommunications Service Priority (TSP) Per service arranged	\$53.73	13.3.3
(H)	Billing Name and Address Service		
(1)	Paper		
	- Per request	\$52.00	13.3.4
	- Per query	\$0.15	13.3.4
(2)	Magnetic Tape, - Per request	\$128.29	13.3.4
(I)	Presubscription, InterLATA PIC Change		
(1)	Manual PIC Change Charges, Per Line or Trunk*		13.4
(a)	When only the interLATA PIC is changed	\$5.00	
(b)	When both the interLATA and intraLATA PICs are changed simultaneously	\$ 2.75	
(2)	Electronic PIC Change Charge, Per Line or Trunk*		Not Available
(J)	Reserved for Future Use		

* This charge is billed to the end user who is the subscriber to the Telephone Exchange Service. In the event an end user is incorrectly presubscribed due to misassignment on the part of the Telephone company, no charge shall apply. In the event an end user is incorrectly presubscribed due to misassignment on the part of the IC, and the IC is unable to document such an assignment, the Telephone Company will apply the charge to the IC responsible for the misassignment of the end user and assign the end user to an IC of the end user's choice.

Transmittal No. 95

ACCESS SERVICE

17. Rates and Charges – Lufkin/Conroe Market Area (Cont'd) (T)

17.4 Other Services (Cont'd)

17.4.4 Miscellaneous Services (Cont'd)

		<u>Non Recurring Rate</u>	<u>Tariff Section Reference</u>	
(K)	Originating Line Screening (OLS) (per exchange line)	\$ 6.29	13.3.5	(R)
		<u>Monthly Recurring Rate</u>		
(L)	Pay Telephone Coin Supervision (PTCS) (per exchange line)	\$1.64	13.3.6	

Transmittal No. 95

Issued: September 16, 2019

Effective: October 1, 2019

ACCESS SERVICE

17. Rates and Charges – Lufkin/Conroe Market Area (Cont'd)

(T)

17.4 Other Services (Cont'd)

17.4.5 Special Facilities Routing of Access Services

(A) Diversity

For each service provided in accordance with 11.1. preceding, the rates and charges will be developed on an individual case basis.

(Reserved for future use.)

(B) Avoidance

For each service provided in accordance with 11.1.2 preceding, the rates and charges will be developed on an individual case basis.

(Reserved for future use.)

(C) Diversity and Avoidance Combined

For each service provided in accordance with 11.1.1 and 11.1.2 preceding, combined, the rates and charges will be developed on an individual case basis.

(Reserved for future use.)

17.4.6 Specialized Service or Arrangements

Specialized Service or Arrangements are provided on an individual case basis as set forth following:

(Reserved for future use.)

Transmittal No. 95

ACCESS SERVICE

17. Rates and Charges – Lufkin/Conroe Market Area (Cont'd)

(T)

17.4 Other Services (Cont'd)

17.4.7 Reserved For Future Use _____

Transmittal No. 95

Issued: September 16, 2019

Effective: October 1, 2019

Vice President, Regulatory and Public Policy
350 S Loop 336 West, Conroe, TX 77304

ACCESS SERVICE

17. Rates and Charges – Lufkin/Conroe Market Area (Cont'd)

(T)

17.4 Other Services (Cont'd)

17.4.7 Reserved For Future Use

Transmittal No. 95

Issued: September 16, 2019

Effective: October 1, 2019

Vice President, Regulatory and Public Policy
350 S Loop 336 West, Conroe, TX 77304

ACCESS SERVICE

17. Rates and Charges – Lufkin/Conroe Market Area (Cont'd)

(T)

17.4 Other Services (Cont'd)

17.4.7 Public Packet Data Network (Cont'd)

Reserved for Future Use

Transmittal No. 95

Issued: September 16, 2019

Effective: October 1, 2019

Vice President, Regulatory and Public Policy
350 South Loop 336 West, Conroe, TX 77304-3308

ACCESS SERVICE

17. Rates and Charges – Lufkin/Conroe Market Area (Cont'd)

(T)

17.4 Other Services (Cont'd)

17.4.7 Public Packet Data Network (Cont'd)

Reserved for future use

Transmittal No. 95

ACCESS SERVICE

17. Rates and Charges – Lufkin/Conroe Market Area (Cont'd)

(T)

17.4 Other Services (Cont'd)

17.4.7 Public Packet Data Network (Cont'd)

Reserved for future use

Transmittal No. 95

ACCESS SERVICE

17. Rates and Charges – Lufkin/Conroe Market Area (Cont'd)

(T)

17.4 Other Services (Cont'd)

17.4.7 Public Packet Data Network (Cont'd)

Reserved for future use

Transmittal No. 95

ACCESS SERVICE

17. Rates and Charges – Lufkin/Conroe Market Area (Cont'd) (T)

17.4 Other Services (Cont'd)

17.4.7 Public Packet Data Network (Cont'd)

Reserved for future use

Transmittal No. 95

ACCESS SERVICE

17. Rates and Charges – Lufkin/Conroe Market Area (Cont'd)

(T)

17.4 Other Services (Cont'd)

17.4.7 Public Packet Data Network (Cont'd)

Reserved for future use

Transmittal No. 95

ACCESS SERVICE

17. Rates and Charges – Lufkin/Conroe Market Area (Cont'd) (T)
- 17.4 Other Services (Cont'd)
- 17.4.7 Public Packet Data Network (Cont'd)
- Reserved for future use

Transmittal No. 95

ACCESS SERVICE

18. Rates and Charges – Katy Market Area (T)

18.1 End User Access Service, Federal Universal Service Charge, and ISDN Line Ports

18.1.1 Reserved for Future Use

18.1.2 End User Access Service

Regulations concerning End User Access Service are set forth in Section 4, preceding.

(A)	End User Common Line (EUCL)	<u>Rate</u>
	Residence	
-	Individual line or trunk, each	\$ 0.00
(B)	End User Common Line (EUCL)	
	Single Line Business	
-	Individual line or trunk, each	\$6.50
(C)	End User Common Line (EUCL)	
	Multiline Business – including Centrex CO and CO like	
-	Per individual line or trunk	\$9.20
(D)	Access Recovery Charge (ARC)	
	Residence, Non-Primary Residence, and ISDN BRI	-See Attached Chart
	Single Line Business (SLB) and ISDN BRI	
-	Individual line or trunk, each	-See Attached Chart
	Multi-Line Business (MLB), ISDN PRI, Centrex	
-	Per Individual line or trunk	-See Attached Chart

Transmittal No. 95

ACCESS SERVICE

18. Rates and Charges – Katy Market Area (Cont'd)

18.1 End User Access Service, Federal Universal Service Charge, and ISDN Line Ports

18.1.2 End User Access Service (Cont'd)

(D) Access Recovery Charge (ARC) (Cont'd)

EXCHANGE	Res ARC		SLB ARC		MLB ARC	
Beasley	\$2.50 (I)		\$2.50		\$3.00	
Brookshire	\$2.50 (I)		\$2.50		\$3.00	
Damon	\$2.50 (I)		\$2.50		\$3.00	
Katy	\$2.50 (I)		\$2.50		\$3.00	
Needville	\$2.50 (I)		\$2.50		\$3.00	

Transmittal No. 111

Issued: June 16, 2021

Effective: July 1, 2021

Vice President, Regulatory and Public Policy
350 South Loop 336 West, Conroe, TX 77304-3308

ACCESS SERVICE

18. Rates and Charges – Katy Market Area (Cont'd)

18.1 End User Access Service, Federal Universal Service Charge and ISDN Line Ports (Cont'd)

18.1.3 Federal Universal Service Charge

Regulations concerning the Federal Universal Service Charge are set forth in Section 3 preceding.

	<u>Percentage</u>
(A) FUSC Surcharge Factor	34.6% (I)

18.1.4 ISDN and DS1 Line Ports

18.1.4.1	ISDN Line Ports	<u>Rates</u>
(A)	ISDN BRI Line Port - per arrangement	\$2.23
(B)	ISDN PRI Line Port - per arrangement	\$23.51
18.1.4.2	DS1 Line Port	
(A)	DS1 Line Port - per DS1 (1.544 Mbps) Channel service	\$23.51

18.1.5 Lifeline Assistance Plan

As set forth in 4.3 preceding, the End User Common Line Charge shall be reduced by the amount of the Lifeline Assistance Plan ordered by the Public Utility Commission of Texas and approved by the F.C.C. Waiver of the End User Common Line Charge shall not exceed 100 percent of the charge.

Transmittal No. 125

ACCESS SERVICE

18. Rates and Charges – Katy Market Area (Cont'd) (T)

18.2 Switched Access Service

		<u>Rate</u>	<u>Tariff Section Reference</u>
18.2.1	Nonrecurring Charges		
(A)	Local Transport - Installation Per Entrance Facility		6.4.1(B)(1)
	- Voice Grade Two Wire	\$ 85.92	
	- Voice Grade Four Wire	\$ 85.92	
	- High Capacity DS1	\$ 96.59	
	- High Capacity DS3	\$245.79	
	- OCS -- OC3	\$785.00	
	- OCS -- OC12	\$785.00	
(B)	Interim NXX Translation Per Order	\$ 17.13	6.4.1(B)(2)
	Per LATA or Market Area		
(C)	FGC and FGD Conversion of Multifrequency Address Signaling to SS7 Signaling or SS7 Signaling to Multifrequency Address Signaling		
	- Per 24 Trunks Converted or Fraction thereof on a Per Order Basis	\$54.99	6.4.1(B)(3)
(D)	Direct-Trunked Transport Activated		
		<u>Per Order</u>	
	- Per 24 Trunks Activated or Fraction thereof on a Per Order Basis	\$52.67	6.4.1(B)(1)
(E)	Reserved for Future Use		

Transmittal No. 95

ACCESS SERVICE

18. Rates and Charges – Katy Market Area (Cont'd) (T)

18.2 Switched Access Service (Cont'd)

18.2.2 Local Transport

RateTariff
Section
Reference

(A) Premium Access

(1) Entrance Facility
Per Termination

6.1.3(A)(1)

-	Voice Grade Two Wire	\$ 19.02
-	Voice Grade Four Wire	\$ 32.73
-	High Capacity DS1	\$ 159.29
-	High Capacity DS3	\$1558.06
-	OCS -- OC3	\$2,620.00
-	OCS -- OC12	\$5,764.00

(2) Direct Trunked Transport
Direct Trunked Facility Per Mile

6.1.3(A)(2)

-	Voice Grade	\$ 0.20
-	High Capacity DS1	\$ 1.96
-	High Capacity DS3	\$ 17.68
-	OCS -- OC3	\$174.00
-	OCS -- OC12	\$348.00

(3) Direct Trunked Termination
Per Termination

-	Voice Grade	\$ 1.51
-	High Capacity DS1	\$ 4.19
-	High Capacity DS3	\$ 44.97
-	OCS -- OC3	\$556.00
-	OCS -- OC12	\$1,224.00

Transmittal No. 95

ACCESS SERVICE

18. Rates and Charges – Katy Market Area (Cont'd)

18.2 Switched Access Service (Cont'd)

Tariff
Section
Reference

18.2.2 Local Transport (Cont'd)

Rate

(A) Premium Access (Cont'd)

(4) Multiplexing 6.1.3(A)(5)

(a) Multiplexing, Per Arrangement

- DS1 to Voice	\$ 30.30
- DS3 to DS1	\$ 78.46
- OC3 to DS3	\$1,400.00
- OC12 to OC3 or DS3	\$3,000.00

(b) Multiplexing, Per Port

- Voice Grade	N/A
- DS1	\$ 80.00
- DS3	\$ 135.00
- OC3	\$ 225.00

(5) Tandem Switched Transport 6.1.3(A)(3)

-Tandem Switched Facility - Per Access Minute Per Mile

Originating Non Toll Free	\$0.000110	(C)
Terminating 3 rd Party	\$0.000110	
Terminating End Office	\$0.000000	

-Tandem Switched Termination - Per Access Minute Per Termination

Originating Non-Toll Free	\$0.000571	(C)
Terminating 3rd Party	\$0.000571	
Terminating End Office	\$0.000000	

-Tandem Switching - Per Access Minute Per Tandem

Originating Non-Toll Free	\$0.000500	(C)
Terminating 3rd Party	\$0.000500	
Terminating End Office	\$0.000000	

(6) Tandem Switched Multiplexing Common Multiplexing

-per minute charge

Originating Non-Toll Free	\$0.000050	(C)
Terminating 3rd Party	\$0.000050	
Terminating End Office	\$0.000000	

(M)
|
(M)*(M) Information previously located on this page can now be found on Page 18-4.1.*

Transmittal No. 111

ACCESS SERVICE

18. Rates and Charges – Katy Market Area (Cont'd)

18.2 Switched Access Service (Cont'd)

Tariff
Section
Reference

18.2.2 Local Transport (Cont'd)

Rate

(A) Premium Access (Cont'd)

(7) Joint Tandem Switched Transport*

(N)

Per Originating Toll Free Only

(N)

Access Minute Per Tandem \$0.00100

(N)

(8) Access Tandem Trunk Ports

(T)(M)

DS1 Access Tandem Trunk Ports

|

- per month \$0.95

(M)

*The Joint Tandem Switched Transport rate element applies per tandem to originating toll free minutes only in lieu of the Tandem Switched Facility, Tandem Switched Termination and Tandem Switching rate elements as of July 1, 2021.

(N)

(N)

(N)

(M) Information now located on this page was previously located on Page 18-4.

Transmittal No. 111

Issued: June 16, 2021

Effective: July 1, 2021

Vice President, Regulatory and Public Policy
350 South Loop 336 West, Conroe, TX 77304-3308

ACCESS SERVICE

18. Rates and Charges – Katy Market Area (Cont'd)

18.2 Switched Access Service (Cont'd)

18.2.2 Local Transport (Cont'd)

(B) Network Blocking Per Blocked Call

- Applies to FGD only	\$0.0157	6.8.6
-----------------------	----------	-------

(C) 800 Series Data Base Access Service Queries Per Query 6.1.3(A)(6)

- Basic	\$0.000200	(R)
- Vertical Feature	\$0.000200	(R)

(D) Service Provider Number Portability (SPNP) Service

Regulations concerning SPNP are set forth in Section 6.10.2.

Monthly Rate

Per Query

(1) SPNP Query -
Prearranged, Per Query

- End Office	\$0.002723
- Tandem Office	\$0.002723

(2) SPNP Query -
Default, Per Query

- End Office	\$0.002723
- Tandem Office	\$0.002723

(3) Reserved for Future Use

Monthly Rate
Per Line

(4) SPNP Surcharge* Per access line or equivalent	\$0.62
--	--------

* Billed over a 60 month period from April 11, 2003 to April 11, 2008.

Transmittal No. 121

Issued: June 16, 2023

Effective: July 1, 2023

Vice President, Regulatory and Public Policy
350 South Loop 336 West, Conroe, TX 77304-3308

ACCESS SERVICE

18. Rates and Charges – Katy Market Area (Cont'd)

18.2 Switched Access Service (Cont'd)

18.2.3 End Office

RateTariff
Section
Reference

(A) Local Switching

(1) Premium –Per Access Minute

a. Originating Non-Toll Free	\$0.00083123
b. Originating Toll Free Only	\$0.00000000
c. Terminating	\$0.0000

6.1.3(B)(1)

(R)

(2) Non-Premium- Per Access Minute

a. Originating Non-Toll Free	\$0.0003879
b. Originating Toll Free Only	\$0.00000000
c. Terminating	\$0.0000

6.1.3(B)(1)

(R)

(B) Information Surcharge

(1) Premium
Per 100 Access Minutes

6.1.3(B)(2)

a. Originating Non-Toll Free	\$0.07252318
b. Originating Toll Free Only	\$0.00000000
c. Terminating	\$0.000000

(R)

(2) Non-Premium
Per 100 Access Minutes

6.1.3(B)(2)

a. Originating Non-Toll Free	\$0.044814
b. Originating Toll Free Only	\$0.000000
c. Terminating	\$0.000000

(R)

(C) Common Trunk Port

- Per Access Minute

6.1.3(B)(4)

a. Originating Non-Toll Free	\$0.000036
b. Originating Toll Free Only	\$0.000000
c. Terminating	\$0.000000

(R)

(D) DS-1 Dedicated Trunk Port

- Per Month

6.1.3(B)(3)

a. Originating	\$0.12
b. Terminating	\$0.00

18.2.4 Reserved for Future Use.

18.2.5 Reserved for Future Use.

Transmittal No. 121

Issued: June 16, 2023

Effective: July 1, 2023

ACCESS SERVICE

18. Rates and Charges – Katy Market Area (Cont'd)

(T)

18.2 Switched Access Service (Cont'd)

18.2.6	Assumed Minutes of Use	Assumed Minutes Per Month	Tariff Section Reference
(A)	Feature Group A, Two Way Calling (1510 Originating, 2685 Terminating)	4195	6.5.4
(B)	Feature Group A, Originating Only	1510	6.5.4
(C)	Feature Group A, Terminating Only	2685	6.5.4
(D)	Feature Group B, Two Way Calling (3132 Originating, 5568 Terminating)	8700	6.6.4
(E)	Feature Group B, Originating Only	3132	6.6.4
(F)	Feature Group B, Terminating Only	5568	6.6.4

Transmittal No. 95

ACCESS SERVICE

18. Rates and Charges – Katy Market Area (Cont'd) (T)
- 18.3 Special Access Service
- 18.3.1 Surcharge for Special Access Service

	<u>Monthly Rate</u>
- Per Voice Grade equivalent	\$25.00

Transmittal No. 95

Issued: September 16, 2019

Effective: October 1, 2019

Vice President, Regulatory and Public Policy
350 South Loop 336 West, Conroe, TX 77304-3308

ACCESS SERVICE

18. Rates and Charges – Katy Market Area (Cont'd)

(T)

18.3 Special Access Service (Cont'd)

18.3.2 Metallic Service

Services per this section are not available.

18.3.3 Telegraph Grade Service

Services per this section are not available

Transmittal No. 95

ACCESS SERVICE

18. Rates and Charges – Katy Market Area (Cont'd)

(T)

18.3 Special Access Service (Cont'd)

18.3.4 Voice Grade Service

Regulations concerning Voice Grade Service are set forth in Section 7.4 of the Tariff

		<u>Monthly Rate</u>	<u>Nonrecurring Charge</u>
(A)	Non-Competitive End User Channel Termination (EUCT) Per Termination		
-	Two-Wire	\$ 18.93	\$ 25.57
-	Four-Wire	\$ 32.58	\$ 25.57
(B)	Reserved For Future Use		
(C)	Optional Features and Functions		
(1)	Bridging		
(a)	Voice Bridging Per Port		
-	Two-Wire	\$ 1.15	
-	Four-Wire	\$ 1.15	

Transmittal No. 95

ACCESS SERVICE

18. Rates and Charges – Katy Market Area (Cont'd) (T)

18.3 Special Access Service (Cont'd)

18.3.4 Voice Grade Service (Cont'd)

	Monthly Rate
(C) Optional Features and Functions (Cont'd)	
(1) Bridging (Cont'd)	
(b) Data Bridging per port	
- Two-Wire	\$ 1.08
- Four-Wire	\$ 1.08
(c) Telephoto Bridging per port	
- Two-Wire	N/A
- Four-Wire	N/A
(d) Reserved for Future Use	
(e) Reserved for Future Use	

Transmittal No. 95

ACCESS SERVICE

18. Rates and Charges – Katy Market Area (Cont'd) (T)

18.3 Special Access Service (Cont'd)

18.3.4 Voice Grade Service (Cont'd)

	Monthly Rate
(C) Optional Features and Functions (Cont'd)	
(2) Conditioning Per Termination	
- C Type	\$ 1.18
- Improved Attenuation Distortion*	None
- Improved Envelope Delay Distortion*	None
- Data Capability	\$ 0.89
(3) Improved Return Loss for Effective Two-Wire or Four-Wire Transmission Per Termination	
- Two-Wire	\$ 2.29
- Four-Wire	\$ 2.29
(4) Customer Specified Receive Level per two-wire termination	\$ 1.45

* Improved Attenuation Distortion and Improved Envelope Delay Distortion will continue to be provided to all customers who were provided with either or both of these optional features in conjunction with C-Type Conditioning prior to May 4, 1988.

Transmittal No. 95

ACCESS SERVICE

18. Rates and Charges – Katy Market Area (Cont'd) (T)

18.3 Special Access Service (Cont'd)

18.3.4 Voice Grade Service (Cont'd)

	Monthly Rate
(C) Optional Features and Functions (Cont'd)	
(5) Reserved For Future Use	
(6) Signaling Capability Per termination	\$ 2.31
(7) Selective Signaling Arrangement Per arrangement	N/A
(8) Reserved For Future Use	

ICB rates and charges are filed in Section 18.3.9 following.

Transmittal No. 95

ACCESS SERVICE

18. Rates and Charges – Katy Market Area (Cont'd)

(T)

18.3 Special Access Service (Cont'd)

18.3.5 Program Audio Service

Services per this section are not available.

18.3.6 Video Service

Services per this section are not available

Transmittal No. 95

ACCESS SERVICE

18. Rates and Charges – Katy Market Area (Cont'd)

18.3 Special Access Service (Cont'd)

18.3.7 Digital Data Service

Regulations concerning Digital Data Service are Service are set forth in Section 7.6 of the Tariff.

		<u>Monthly Rate</u>	<u>Nonrecurring Charge</u>
(A)	Non-Competitive End User Channel Termination (EUCT) Per Termination		
-	2.4 kbps	\$ 29.00	\$ 28.16
-	4.8 kbps	\$ 29.00	\$ 28.16
-	9.6 kbps	\$ 29.00	\$ 28.16
-	19.2 kbps	\$ 29.00	\$ 28.16
-	56.0 kbps	\$ 28.89 (R)	\$ 28.16
-	64.0 kbps	\$ 28.89 (R)	\$ 28.16
(B)	Reserved For Future Use		

Transmittal No. 105

ACCESS SERVICE

18. Rates and Charges – Katy Market Area (Cont'd) (T)

18.3 Special Access Service (Cont'd)

18.3.7 Digital Data Service (Cont'd)

Monthly
Rate

(C) Optional Features and Functions

(1) Bridging Per port \$ 1.29

(2) Reserved For Future Use

(D) Reserved For Future Use

* An additional Non-Competitive End User Channel Termination (EUCT) charge will apply whenever a spare channel is configured as a leg to the customer designated premises

** The key activated control channel is rated as a metallic Non-Competitive End User Channel Termination (EUCT).

*** The Dial-Up option requires the customer to purchase the Controller Arrangement from the Tariff.

Transmittal No. 95

ACCESS SERVICE

18. Rates and Charges – Katy Market Area (Cont'd)

18.3.8 Special Access Service (Cont'd)

18.3.8 High Capacity Service

Regulations concerning High Capacity Service are set forth in Section 7.7 preceding.

	<u>Monthly Rate</u>	<u>Nonrecurring Charge</u>
(A) Non-Competitive End User Channel Termination (EUCT) Per Termination		
- DS1 / 1.544 Mbps	\$ 169.87 (I)	\$ 28.74
- DS3 / 44.736 Mbps	\$ 1,217.27	\$ 79.24
(B) Reserved For Future Use		

Transmittal No. 121

ACCESS SERVICE

18. Rates and Charges – Katy Market Area (Cont'd)

(T)

18.3 Special Access Service (Cont'd)

18.3.8 High Capacity Service (Cont'd)

(C) Reserved For Future Use

Transmittal No. 95

ACCESS SERVICE

18. Rates and Charges – Katy Market Area (Cont'd) (T)

18.3 Special Access Service (Cont'd)

18.3.8 High Capacity Service (Cont'd)

(D) Discount Plans – Term Pricing Plans (TPPs)
(3 yr = 10% discount; 5 yr = 20% discount)

(1) Reserved For Future Use

(1.1) Reserved For Future Use

Transmittal No. 95

ACCESS SERVICE

18. Rates and Charges – Katy Market Area (Cont'd) (T)
- 18.3 Special Access Service (Cont'd)
- Reserved For Future Use

Transmittal No. 95

Issued: September 16, 2019

Effective: October 1, 2019

Vice President, Regulatory and Public Policy
350 S Loop 336 West, Conroe, TX 77304

ACCESS SERVICE

18. Rates and Charges – Katy Market Area (Cont'd)

18.3 Special Access Service (Cont'd)

Reserved For Future Use

Transmittal No. 95

ACCESS SERVICE

18. Rates and Charges – Katy Market Area (Cont'd) (T)
- 18.3 Special Access Service (Cont'd)
- Reserved For Future Use

Transmittal No. 95

ACCESS SERVICE

18. Rates and Charges – Katy Market Area (Cont'd)

(T)

18.3 Special Access Service (Cont'd)

Reserved For Future Use

Transmittal No. 95

ACCESS SERVICE

18. Rates and Charges – Katy Market Area (Cont'd) (T)
- 18.3 Special Access Service (Cont'd)
- Reserved For Future Use

Transmittal No. 95

ACCESS SERVICE

18. Rates and Charges – Katy Market Area (Cont'd) (T)
- 18.3 Special Access Service (Cont'd)
- Reserved For Future Use

Transmittal No. 95

ACCESS SERVICE

18. Rates and Charges – Katy Market Area (Cont'd)

(T)

18.3 Special Access Service (Cont'd)

Reserved For Future Use

Transmittal No. 95

ACCESS SERVICE

18. Rates and Charges – Katy Market Area (Cont'd) (T)
- 18.3 Special Access Service (Cont'd)
- Reserved For Future Use

Transmittal No. 95

ACCESS SERVICE

18. Rates and Charges – Katy Market Area (Cont'd) (T)
- 18.3 Special Access Service (Cont'd)
- Reserved For Future Use

Transmittal No. 95

ACCESS SERVICE

18. Rates and Charges – Katy Market Area (Cont'd)

18.4 Other Services

18.4.1 Access Ordering

	<u>Charge</u>	<u>Tariff Section Reference</u>
(A) Access Order Charge		
Per order	\$68.71 (R)	5.4.1
(B) Service Date Change Charge		
A Service Date Change Charge will apply, on a per order per occurrence basis, for each service date changed. The Access Order Charge as specified in 18.4.1(A) preceding does not apply. The applicable charge is:		
Service Date Change Charge, per order	\$ 28.84 (R)	5.4.3
(C) Design Change Charge		
The Design Change Charge will apply on a per order per occurrence basis, for each order requiring design change. The applicable charge is:		
Design Change Charge, per order	\$ 28.92	5.4.3
(D) Miscellaneous Service Order Charge		
Per Occurrence	\$ 14.42 (R)	5.4.2

Transmittal No. 105

ACCESS SERVICE

18. Rates and Charges – Katy Market Area (Cont'd)

(T)

18.4 Other Services (Cont'd)

18.4.2 Additional Engineering

	<u>Additional Engineering Periods</u>	<u>Each Half Hour or Fraction Thereof</u>	<u>Tariff Section Reference</u>
(A)	Basic Time per engineer normally scheduled working hours	\$18.28	13.1
(B)	Overtime per engineer outside of normally scheduled working hours	\$27.40	13.1
(C)	Premium Time per engineer outside of scheduled work day.	\$36.54	13.1

Transmittal No. 95

ACCESS SERVICE

18. Rates and Charges – Katy Market Area (Cont'd) (T)

18.4 Other Services (Cont'd)

18.4.3 Additional Labor

	<u>Additional Labor Periods</u>	<u>Each Half Hour or Fraction Thereof</u>	<u>Tariff Section Reference</u>
(A)	Installation or Repair		
-	Overtime, outside of normally scheduled working hours on a scheduled work day, per technician	\$29.74*	13.2.1 & 13.2.2
-	Premium Time, outside of scheduled work day, per technician	\$39.65*	13.2.1 & 13.2.2
(B)	Stand by		
-	Basic time, normally scheduled working hours, per technician	\$19.41	13.2.3
-	Overtime, outside of normally scheduled working hours on a scheduled work day per technician	\$29.11	13.2.3
-	Premium Time, outside of scheduled work day, per technician	\$38.80	13.2.3

* A call out of a Telephone Company employee at a time not consecutive with the employee's scheduled work period is subject to a minimum charge of four hours.

Transmittal No. 95

ACCESS SERVICE

18. Rates and Charges – Katy Market Area (Cont'd)

(T)

18.4 Other Services (Cont'd)

18.4.3 Additional Labor (Cont'd)

(C) Additional Labor Periods

Each Half Hour or Fraction Thereof

	<u>Installation and Repair Technician</u>	<u>Central Office Maintenance Technician</u>	<u>Tariff Section Reference</u>
Testing and Maintenance with other Telephone Companies, or Other Labor			
- Basic Time per technician normally scheduled working hours	\$19.84	\$19.04	13.2.4 & 13.2.5
- Overtime per technician outside of normally scheduled working hours on a scheduled work day	\$29.74*	\$28.55*	13.2.4 & 13.2.5
- Premium Time per technician outside of scheduled work day	\$39.65	\$38.05*	13.2.4 & 13.2.5

* A call out of a Telephone Company employee at a time not consecutive with the employee's scheduled work period is subject to a minimum charge of four hours.

Transmittal No. 95

ACCESS SERVICE

18. Rates and Charges – Katy Market Area (Cont'd)

(T)

18.4 Other Services (Cont'd)

18.4.4 Miscellaneous Services

(A) Additional Cooperative Acceptance
Testing - Switched Access

<u>Testing Periods</u>	<u>Each Half Hour or Fraction Thereof</u>	<u>Tariff Section Reference</u>
Basic Time, Overtime* and Premium Time*	See the rates for Additional Labor as set forth in 18.4.3(C) preceding.	13.3.1(A)(1)

(B) Additional Automatic Testing - Switched Access

To First Point of Switching

Additional Tests

	<u>Per Test Per Transmission Path</u>	
Gain-Slope Tests	\$2.89	13.3.1(A)(2)
C-Notched Noise Tests	\$2.89	13.3.1(A)(2)
1004 Hz Loss**	\$2.89	13.3.1(A)(2)
C-Message Noise**	\$2.89	13.3.1(A)(2)
Balance (return loss)**	\$2.89	13.3.1(A)(2)

* A call out of a Telephone Company employee at a time not consecutive with the employee's scheduled work period is subject to a minimum charge of four hours.

** 1004 Hz Loss, C-Message Noise and Balance are non-chargeable routine tests, however, they may be requested on an as needed or more than routine scheduled basis, in which case the charges herein apply.

Transmittal No. 95

ACCESS SERVICE

18. Rates and Charges – Katy Market Area (Cont'd) (T)

18.4 Other Services (Cont'd)

18.4.4 Miscellaneous Services (Cont'd)

(C) Additional Manual Testing - Switched Access

To First Point of Switching

Additional Tests

Gain-Slope,
C-Notched Noise and
any other agreed to
tests, per technicianEach Half Hour
or Fraction
ThereofSee the rates
for Additional
Labor as set
forth in 18.4.3(C)
precedingTariff
Section
Reference

13.3.1(A)(3)

(D) Additional Cooperative Acceptance
Testing - Special AccessTesting PeriodsBasic Time, Overtime*
and Premium Time*Each Half
Hour or
Fraction
ThereofSee the rates
for Additional
Labor as set
forth in 18.4.3(C)
preceding.Tariff
Section
Reference

13.3.1(B)(1)

* A call out of a Telephone Company employee at a time not consecutive with the employee's scheduled work period is subject to a minimum charge of four hours.

Transmittal No. 95

ACCESS SERVICE

18. Rates and Charges – Katy Market Area (Cont'd) (T)

18.4 Other Services (Cont'd)

18.4.4 Miscellaneous Services (Cont'd)

(E) Additional Manual Testing - Special Access

<u>Testing Periods</u>	<u>Each Half Hour or Fraction Thereof</u>	<u>Tariff Section Reference</u>
Basic Time, Overtime* and Premium Time*	See the rates for Additional Labor as set forth in 18.4.3(C) preceding.	13.3.1(B)(2)

(F) Maintenance of Service

<u>Maintenance of Service Periods</u>	<u>Each Half Hour or Fraction Thereof</u>	<u>Tariff Section Reference</u>
Basic Time, Overtime* and Premium Time*	See the rates for Additional Labor as set forth in 18.4.3(C) preceding	13.3.2

* A call out of a Telephone Company employee at a time not consecutive with the employee's scheduled work period is subject to a minimum charge of four hours.

Transmittal No. 95

Issued: September 16, 2019

Effective: October 1, 2019

Vice President, Regulatory and Public Policy
350 S Loop 336 West, Conroe, TX 77304

ACCESS SERVICE

(T)

18. Rates and Charges – Katy Market Area (Cont'd)

18.4 Other Services (Cont'd)

18.4.4 Miscellaneous Services (Cont'd)

(G) Telecommunications Service Priority (TSP)		Nonrecurring Charge	Section Reference
	Per service arranged	\$54.37	13.3.3
(H) Controller Arrangement		Monthly Rate	
	Per Arrangement	N/A	
(I) Presubscription, InterLATA PIC Change		Nonrecurring Charge	
(1)	Manual PIC Change Charges per line or trunk*		13.4
	- When only the interLATA PIC is changed	\$5.50	
	- When both the interLATA and intraLATA PICs are changed simultaneously	\$2.75	
(2)	Electronic PIC Change Charge, per line or trunk*	Not Available	
(J) Reserved for Future Use			
(K) <u>Blocking Service</u> **			
	Per exchange service line or trunk and/or per Feature Group A Switched Access line	\$11.20	13.3.7

* This charge is generally billed to the end user who is the subscriber to the Telephone Exchange Service. In those instances where the IC both requests the presubscription change, and requests the associated charge be billed to it, the Telephone Company will bill the IC. In the event the subscriber is incorrectly presubscribed due to misassignment on the part of the Telephone Company, no charge shall apply. In the event the subscriber denies requesting a presubscription change, the Telephone Company will credit the subscriber's account for the presubscription change charge associated with the alleged unauthorized change, if such charge was billed to the subscriber. The Telephone Company will then bill the IC responsible for the alleged unauthorized change a presubscription change charge to return the subscriber to its previous authorized carrier and, if initially billed to the subscriber, the presubscription change charge for the alleged unauthorized change.

** Blocking access to 900 Service is offered to all subscribers at no charge at the time telephone service is established at a new number and for 60 days thereafter.

Transmittal No. 95

ACCESS SERVICE

18. Rates and Charges – Katy Market Area (Cont'd)

(T)

18.4 Other Services (Cont'd)

18.4.4 Miscellaneous Services (Cont'd)

(L) Billing Name and Address Service

		Nonrecurring <u>Charge</u>	Tariff Section <u>Reference</u>
-	Per BNA Order	\$50.94	13.3.4
-	Per BNA Record	\$0.33	13.3.4
-	Optional Magnetic Tape Charge - Per Magnetic Tape	\$91.44	13.3.4
-	Optional Format Programming Charge Per Hour	\$37.20	13.3.4

(M) Originating Line
Screening (OLS) Service

-	Per exchange service line	\$7.95	13.3.5
---	---------------------------	--------	--------

(N) Coin Supervision
Additive Service

		Monthly <u>Rate</u>	
-	Per exchange service line	\$2.21	13.3.6

(O) Flexible Automatic Number
Identification (Flex ANI) Service

-	Per exchange service line	None	6.4.1(B)(5)
---	---------------------------	------	-------------

Transmittal No. 95

ACCESS SERVICE

18. Rates and Charges – Katy Market Area (Cont'd)

(T)

18.4 Other Services (Cont'd)

18.4.5 Special Federal Government Access Services

Services per this section are not available

18.4.6 Special Facilities Routing of Access Services

Services per this section are not available.

18.4.7 Specialized Service or Arrangements

Services per this section are not available

Transmittal No. 95

ACCESS SERVICE

18. Rates and Charges – Katy Market Area (Cont'd) (T)
- 18.4 Other Services (Cont'd)
- 18.4.8 Public Packet Data Network
- Reserved for Future Use

Transmittal No. 95

ACCESS SERVICE

18. Rates and Charges – Katy Market Area (Cont'd) (T)
- 18.4 Other Services (Cont'd)
- 18.4.8 Public Packet Data Network (Cont'd)
- Reserved for future use

Transmittal No. 95

ACCESS SERVICE

18. Rates and Charges – Katy Market Area (Cont'd) (T)
- 18.4 Other Services (Cont'd)
- 18.4.8 Public Packet Data Network (Cont'd)
- Reserved for future use

Transmittal No.95

ACCESS SERVICE

18. Rates and Charges – Katy Market Area (Cont'd) (T)
- 18.4 Other Services (Cont'd)
- 18.4.8 Public Packet Data Network (Cont'd)
- Reserved for future use

Transmittal No. 95

ACCESS SERVICE

18. Rates and Charges – Katy Market Area (Cont'd) (T)
- 18.4 Other Services (Cont'd)
- 18.4.8 Public Packet Data Network (Cont'd)
- Reserved for future use

Transmittal No 95

ACCESS SERVICE

18. Rates and Charges – Katy Market Area (Cont'd) (T)
- 18.4 Other Services (Cont'd)
- 18.4.8 Public Packet Data Network (Cont'd)
- Reserved for future use

Transmittal No. 95

Issued: September 16, 2019

Effective: October 1, 2019

Vice President, Regulatory and Public Policy
350 South Loop 336 West, Conroe, TX 77304-3308

ACCESS SERVICE

18. Rates and Charges – Katy Market Area (Cont'd) (T)
- 18.4 Other Services (Cont'd)
- 18.4.8 Public Packet Data Network (Cont'd)
- Reserved for future use

Transmittal No. 95

Issued: September 16, 2019

Effective: October 1, 2019

Vice President, Regulatory and Public Policy
350 South Loop 336 West, Conroe, TX 77304-3308

ACCESS SERVICE

19. Special Construction

19.1. Application of Section

For the regulations, rates, charges and liabilities applicable for the special construction of interstate facilities provided by the Issuing, Concurring, Connecting or Other Participating Carriers of this tariff, hereinafter referred to as the Telephone Company, please refer to the Consolidated Communications Companies Tariff F.C.C. No. 5.

(C)
—
(C)

19.2. Reserved for Future Use

(T)

(D)
—
(D)

Transmittal No. 114

Issued: October 28, 2021

Effective: November 12, 2021

Vice President, Regulatory and Public Policy
350 South Loop 336 West
Conroe, TX 77304-3308

ACCESS SERVICE

19. Special Construction (Cont'd)

19.2. Reserved for Future Use (Cont'd)

(T)

(D)

(D)

Transmittal No. 114

Issued: October 28, 2021

Effective: November 12, 2021

Vice President, Regulatory and Public Policy
350 South Loop 336 West
Conroe, TX 77304-3308

ACCESS SERVICE

19. Special Construction (Cont'd)

19.2. Reserved for Future Use (Cont'd)

(T)

(D)

(D)

Transmittal No. 114

Issued: October 28, 2021

Effective: November 12, 2021

Vice President, Regulatory and Public Policy
350 South Loop 336 West
Conroe, TX 77304-3308

ACCESS SERVICE

19. Special Construction (Cont'd)

19.2. Reserved for Future Use (Cont'd)

(T)

(D)

(D)

Transmittal No. 114

Issued: October 28, 2021

Effective: November 12, 2021

Vice President, Regulatory and Public Policy
350 South Loop 336 West
Conroe, TX 77304-3308

ACCESS SERVICE

19. Special Construction (Cont'd)

19.2. Reserved for Future Use (Cont'd)

(T)

(D)

(D)

Transmittal No. 114

Issued: October 28, 2021

Effective: November 12, 2021

Vice President, Regulatory and Public Policy
350 South Loop 336 West
Conroe, TX 77304-3308

ACCESS SERVICE

19. Special Construction (Cont'd)

19.2. Reserved for Future Use (Cont'd)

(T)

(D)

(D)

Transmittal No. 114

Issued: October 28, 2021

Effective: November 12, 2021

Vice President, Regulatory and Public Policy
350 South Loop 336 West
Conroe, TX 77304-3308

ACCESS SERVICE

19. Special Construction (Cont'd)

19.2. Reserved for Future Use (Cont'd)

(T)

(D)

(D)

Transmittal No. 114

ACCESS SERVICE

19. Special Construction (Cont'd)

19.2. Reserved for Future Use (Cont'd)

(T)

(D)

(D)

Transmittal No. 114

Issued: October 28, 2021

Effective: November 12, 2021

Vice President, Regulatory and Public Policy
350 South Loop 336 West
Conroe, TX 77304-3308

ACCESS SERVICE

19. Special Construction (Cont'd)

19.2. Reserved for Future Use (Cont'd)

(T)

(D)

(D)

Transmittal No. 114

Issued: October 28, 2021

Effective: November 12, 2021

Vice President, Regulatory and Public Policy
350 South Loop 336 West
Conroe, TX 77304-3308

ACCESS SERVICE

19. Special Construction (Cont'd)

19.2. Reserved for Future Use (Cont'd)

(T)

(D)

Transmittal No. 114

(D)

Issued: October 28, 2021

Effective: November 12, 2021

Vice President, Regulatory and Public Policy
350 South Loop 336 West
Conroe, TX 77304-3308

ACCESS SERVICE

19. Special Construction (Cont'd)

19.2. Reserved for Future Use (Cont'd)

(T)

(D)

(D)

Transmittal No. 114

ACCESS SERVICE

19. Special Construction (Cont'd)

19.2. Reserved for Future Use (Cont'd)

(T)

(D)

(D)

Transmittal No. 114

Issued: October 28, 2021

Effective: November 12, 2021

Vice President, Regulatory and Public Policy
350 South Loop 336 West
Conroe, TX 77304-3308

ACCESS SERVICE

19. Special Construction (Cont'd)

19.2. Reserved for Future Use (Cont'd)

(T)

(D)

(D)

Transmittal No. 114

ACCESS SERVICE

19. Special Construction (Cont'd)

19.2. Reserved for Future Use (Cont'd)

(T)

(D)

(D)

Transmittal No. 114

ACCESS SERVICE

19. Special Construction (Cont'd)

19.2. Reserved for Future Use (Cont'd)

(T)

(D)

(D)

Transmittal No. 114

Issued: October 28, 2021

Effective: November 12, 2021

Vice President, Regulatory and Public Policy
350 South Loop 336 West
Conroe, TX 77304-3308

ACCESS SERVICE

19. Special Construction (Cont'd)
- 19.2. Reserved for Future Use (Cont'd)

(T)

(D)

(D)
- 19.3 Reserved for Future Use
- 19.4 Reserved for Future Use
- (T)
- (D)
- (D)

Transmittal No. 114

ACCESS SERVICE

20. RESERVED FOR FUTURE USE

(C)

(D)

(D)

Transmittal No. 107

Issued: September 16, 2020

Effective: October 1, 2020

Vice President, Regulatory and Public Policy
350 South Loop 336 West, Conroe, TX 77304-3308

ACCESS SERVICE

20. RESERVED FOR FUTURE USE

(C)

(D)

(D)

Transmittal No. 107

Issued: September 16, 2020

Effective: October 1, 2020

Vice President, Regulatory and Public Policy
350 South Loop 336 West, Conroe, TX 77304-3308

ACCESS SERVICE

20. RESERVED FOR FUTURE USE

(C)

(D)

(D)

Transmittal No. 107

Issued: September 16, 2020

Effective: October 1, 2020

Vice President, Regulatory and Public Policy
350 South Loop 336 West, Conroe, TX 77304-3308

ACCESS SERVICE

20. RESERVED FOR FUTURE USE

(C)

(D)

(D)

Transmittal No. 107

ACCESS SERVICE

20. RESERVED FOR FUTURE USE

(C)

(D)

(D)

Transmittal No. 107

Issued: September 16, 2020

Effective: October 1, 2020

Vice President, Regulatory and Public Policy
350 South Loop 336 West, Conroe, TX 77304-3308

ACCESS SERVICE

20. RESERVED FOR FUTURE USE

(C)

(D)

(D)

Transmittal No. 107

Issued: September 16, 2020

Effective: October 1, 2020

Vice President, Regulatory and Public Policy
350 South Loop 336 West, Conroe, TX 77304-3308

ACCESS SERVICE

20. RESERVED FOR FUTURE USE

(C)

(D)

(D)

Transmittal No. 107

Issued: September 16, 2020

Effective: October 1, 2020

Vice President, Regulatory and Public Policy
350 South Loop 336 West, Conroe, TX 77304-3308

ACCESS SERVICE

20. RESERVED FOR FUTURE USE

(C)

(D)

(D)

Transmittal No. 107

Issued: September 16, 2020

Effective: October 1, 2020

Vice President, Regulatory and Public Policy
350 South Loop 336 West, Conroe, TX 77304-3308

ACCESS SERVICE

20. RESERVED FOR FUTURE USE

(C)

(D)

(D)

Transmittal No. 107

Issued: September 16, 2020

Effective: October 1, 2020

Vice President, Regulatory and Public Policy
350 South Loop 336 West, Conroe, TX 77304-3308

ACCESS SERVICE

20. RESERVED FOR FUTURE USE

(C)

(D)

(D)

Transmittal No. 107

ACCESS SERVICE

20. RESERVED FOR FUTURE USE

(C)

(D)

(D)

Transmittal No. 107

ACCESS SERVICE

20. RESERVED FOR FUTURE USE

(C)

(D)

(D)

Transmittal No. 107

ACCESS SERVICE

20. RESERVED FOR FUTURE USE

(C)

(D)

(D)

Transmittal No. 107

Issued: September 16, 2020

Effective: October 1, 2020

Vice President, Regulatory and Public Policy
350 South Loop 336 West, Conroe, TX 77304-3308

ACCESS SERVICE

20. RESERVED FOR FUTURE USE (Cont'd)

(C)

(D)

(D)

Transmittal No. 107

ACCESS SERVICE

20. RESERVED FOR FUTURE USE (Cont'd)

(C)

(D)

(D)

Transmittal No. 107

ACCESS SERVICE

20. RESERVED FOR FUTURE USE (Cont'd)

(C)

(D)

(D)

Transmittal No. 107