

FACILITIES FOR INTERSTATE ACCESS

Regulations, Rates and Charges Applicable to

Facilities for Interstate Access, Ancillary and Miscellaneous Services

provided by

Micronesian Telecommunications Corp.

to Interstate Customers

Services herein are provided by means of wire, fiber optics, radio or any other suitable technology or a combination thereof.

(This page filed under Transmittal No. 1.)

Chief Financial Officer
Tekken Street, Susupe, Saipan, MP 96950

Issued: December 15, 2023

FACILITIES FOR INTERSTATE ACCESS

CHECK SHEET

Title Page and 1 to # inclusive are effective as of the date shown. Original and revised pages as named below contain all changes from the original tariff that are in effect on the date shown.

<u>Page</u>	<u>Revision</u>	<u>Page</u>	<u>Revision</u>	<u>Page</u>	<u>Revision</u>	<u>Page</u>	<u>Revision</u>
Title Page 1	Original	31	Original	2-27	1 st	3-4	Original
1	47 th *	32	Original	2-28	1 st	3-5	Original
2	13 th	33	Original	2-29	Original	3-6	Original
3	51 st *	34	Original	2-30	Original	3-7	Original
4	Original	1-1	1 st	2-31	Original	3-8	Original
5	Original	2-1	Original	2-32	Original	3-9	Original
6	Original	2-2	Original	2-33	Original	3-10	Original
7	Original	2-3	Original	2-34	1 st	3-11	Original
8	1 st	2-4	Original	2-35	1 st	3-12	Original
9	Original	2-5	Original	2-36	Original	3-13	Original
10	Original	2-6	Original	2-37	1 st	3-14	Original
11	Original	2-7	Original	2-38	Original	3-15	Original
12	Original	2-8	Original	2-39	Original	3-16	Original
13	Original	2-9	Original	2-40	Original	3-17	Original
14	Original	2-10	Original	2-41	Original	3-18	Original
15	Original	2-11	Original	2-42	Original	3-19	Original
16	Original	2-12	Original	2-43	Original	3-20	Original
17	1 st	2-13	Original	2-44	Original	4-1	1 st
18	Original	2-14	Original	2-45	2 nd	4-2	1 st
19	2 nd	2-15	Original	2-46	1 st	4-3	Original
20	Original	2-16	Original	2-47	Original	4-4	Original
21	Original	2-17	Original	2-48	Original	4-5	Original
22	Original	2-18	Original	2-49	Original	4-6	Original
23	Original	2-19	Original	2-50	Original	4-7	1 st
24	1 st	2-20	Original	2-51	Original	4-7.1	Original
25	Original	2-21	Original	2-52	Original	4-8	Original
26	1 st	2-22	Original	2-53	Original	4-9	Original
27	Original	2-23	1 st	2-54	Original		
28	Original	2-24	Original	3-1	Original		
29	Original	2-25	1 st	3-2	Original		
30	Original	2-26	Original	3-3	Original		

* New or Revised Page

(This page filed under Transmittal No. 53)

Chief Financial Officer
Tekken Street, Susupe, Saipan, MP 96950

Issued: June 16, 2021

FACILITIES FOR INTERSTATE ACCESS

CHECK SHEET

<u>Page</u>	<u>Revision</u>	<u>Page</u>	<u>Revision</u>	<u>Page</u>	<u>Revision</u>	<u>Page</u>	<u>Revision</u>
4-10	Original	4-50	Original	4-90	Original	4-132	Original
4-11	Original	4-51	Original	4-91	Original	5-1	Original
4-12	Original	4-52	Original	4-92	Original	5-2	Original
4-13	Original	4-53	Original	4-93	Original	5-3	Original
4-14	Original	4-54	Original	4-94	Original	5-4	Original
4-15	Original	4-55	Original	4-95	Original	5-5	1 st
4-16	Original	4-56	Original	4-96	Original	5-6	Original
4-17	Original	4-57	Original	4-97	Original	5-7	Original
4-18	Original	4-58	Original	4-98	Original	5-8	Original
4-19	Original	4-59	Original	4-99	Original	5-9	Original
4-20	Original	4-60	Original	4-100	Original	5-10	Original
4-21	Original	4-61	Original	4-101	Original	5-11	Original
4-22	Original	4-62	Original	4-102	Original	5-12	Original
4-23	Original	4-63	Original	4-103	Original	5-13	Original
4-24	Original	4-64	Original	4-104	Original	5-14	Original
4-25	Original	4-65	Original	4-105	Original	5-15	Original
4-26	Original	4-66	Original	4-106	Original	5-16	Original
4-27	Original	4-67	Original	4-107	Original	5-17	Original
4-28	Original	4-68	Original	4-108	Original	5-18	Original
4-29	Original	4-69	Original	4-109	Original	5-19	Original
4-30	Original	4-70	Original	4-110	Original	5-20	Original
4-31	Original	4-71	Original	4-111	Original	5-21	Original
4-32	Original	4-72	Original	4-112	Original	5-22	Original
4-33	Original	4-73	Original	4-113	Original	5-23	Original
4-34	Original	4-74	Original	4-114	Original	5-24	Original
4-35	Original	4-75	Original	4-115	Original	5-25	Original
4-36	Original	4-76	Original	4-116	Original	5-26	Original
4-37	Original	4-77	Original	4-117	Original	5-27	Original
4-38	Original	4-78	Original	4-118	Original	5-28	Original
4-39	Original	4-79	Original	4-119	Original	5.28.1	Original
4-40	Original	4-79.1	Original	4-120	Original	5.28.2	Original
4-41	Original	4-80	Original	4-121	Original	5-29	Original
4-42	Original	4-81	Original	4-122	7 th *	5-30	Original
4-43	Original	4-82	Original	4-123	Original	5-31	Original
4-44	Original	4-83	Original	4-124	Original	5-32	Original
4-45	Original	4-84	Original	4-125	Original	5-33	Original
4-46	Original	4-85	Original	4-126	Original		
4-47	Original	4-86	Original	4-127	8 th *		
4-48	Original	4-87	Original	4-128	1 st		
4-49	1 st *	4-88	Original	4-129	Original		
		4-89	Original	4-130	Original		
				4-131	Original		

* New or Revised Page

(This page filed under Transmittal No. 43)

Chief Financial Officer
Tekken Street, Susupe, Saipan, MP 96950

Issued: December 15, 2023

FACILITIES FOR INTERSTATE ACCESS

CHECK SHEET

<u>Page</u>	<u>Revision</u>	<u>Page</u>	<u>Revision</u>	<u>Page</u>	<u>Revision</u>	<u>Page</u>	<u>Revision</u>
5-34	2 nd	5-78	Original	6-12	Original	12-1	Original
5-35	Original	5-79	Original	6-13	Original	12-2	Original
5-36	Original	5-80	Original	6-14	Original	12-3	16 th
5-37	Original	5-81	Original	6-15	Original	12-4	2 nd
5-38	Original	5-82	Original	6-16	Original		
5-39	Original	5-83	Original	6-17	Original		
5-40	Original	5-84	Original	6-18	Original		
5-41	Original	5-85	Original	6-19	Original		
5-42	Original	5-86	Original	6-20	Original		
5-43	Original	5-87	Original	6-21	Original		
5-44	Original	5-88	Original	6-22	Original		
5-45	Original	5-89	Original	6-23	Original		
5-46	Original	5-90	Original	6-24	Original		
5-47	Original	5-91	Original	6-25	35 th *		
5-48	Original	5-92	Original	6-26	1 st		
5-49	Original	5-93	Original	7-1	Original		
5-50	Original	5-94	Original	7-2	Original		
5-51	Original	5-95	Original	8-1	Original		
5-52	Original	5-96	Original	8-2	Original		
5-53	Original	5-97	Original	8-3	Original		
5-54	Original	5-98	Original	8-4	Original		
5-55	Original	5-99	Original	9-1	Original		
5-56	Original	5-100	12 th	9-2	Original		
5-57	Original	5-101	14 th	9-3	Original		
5-58	Original	5-102	12 th	10-1	Original		
5-59	Original	5-103	14 th	10-2	Original		
5-60	Original	5-104	12 th	10-3	Original		
5-61	Original	5-105	14 th	10-4	Original		
5-62	Original	5-106	14 th	10-5	Original		
5-63	Original	5-107	12 th	10-6	Original		
5-64	Original	5-107.1	11 th	10-7	Original		
5-65	Original	5-107.2	11 th	10-8	Original		
5-66	Original	5-108	Original	10-9	Original		
5-67	Original	5-109	Original	10-10	Original		
5-68	Original	6-1	Original	10-11	Original		
5-69	Original	6-2	1 st	10-12	Original		
5-70	Original	6-3	Original	10-13	Original		
5-71	Original	6-4	Original	11-1	Original		
5-72	Original	6-5	Original	11-2	Original		
5-73	Original	6-6	Original	11-3	Original		
5-74	Original	6-7	Original	11-4	2 nd		
5-75	Original	6-8	Original	11-5	Original		
5-76	Original	6-9	Original	11-6	1 st		
5-77	Original	6-10	Original				
		6-11	Original				

* New or Revised page

(This page filed under Transmittal No. 53)

Chief Financial Officer
Tekken Street, Susupe, Saipan, MP 96950

FACILITIES FOR INTERSTATE ACCESS

TABLE OF CONTENTS
ALPHABETICAL LISTING

	<u>Section</u>	<u>Page</u>
Application of Tariff	1.	1-1
Carrier Common Line Service	12.	12-1
Coin Services	8.	8-1
End User FIA	11.	11-1
General Regulations	2.	2-1
Miscellaneous Services	6.	6-1
Ordering Options for FIA	3.	3-1
Special Access	5.	5-1
Special Construction	10.	10-1
Special Facilities Routing of FIA	9.	9-1
Specialized FIA or Arrangements	7.	7-1
Switched Access	4.	4-1

(This page filed under Transmittal No. 1.)

Chief Financial Officer
Tekken Street, Susupe, Saipan, MP 96950

FACILITIES FOR INTERSTATE ACCESS

TABLE OF CONTENTS

Check Sheet
Table of Contents
Explanation of Symbols
Explanation of Abbreviations
Reference to Other Tariffs
Reference to Technical Publications

1. APPLICATION OF TARIFF

2. GENERAL REGULATIONS

2.1 Undertaking of the Telephone Company

- 2.1.1 Scope
- 2.1.2 Limitations
- 2.1.3 Liability
- 2.1.4 Provision of FIA
- 2.1.5 Installation and Termination of FIA
- 2.1.6 Maintenance of FIA
- 2.1.7 Changes and Substitutions
- 2.1.8 Discontinuance and Refusal of FIA
- 2.1.9 Preemption of FIA
- 2.1.10 Limitation of Use of Metallic Facilities

2.2 Use

- 2.2.1 Interference or Impairment
- 2.2.2 Unlawful Use of FIA
- 2.2.3 Commingling

2.3 Obligation of the Customer

- 2.3.1 Damages
- 2.3.2 Theft
- 2.3.3 Equipment Space and Power
- 2.3.4 Availability for Testing
- 2.3.5 Balance
- 2.3.6 Design of Customer Services
- 2.3.7 References to Telephone Company
- 2.3.8 Claims and Demands for Damages
- 2.3.9 Coordination With Respect to Network Contingencies

2.4 Payment Arrangements and Credit Allowances

- 2.4.1 Payment of Charges and Deposits
- 2.4.2 Minimum Periods
- 2.4.3 Cancellation of an ASR

(This page filed under Transmittal No. 1.)

Chief Financial Officer
Tekken Street, Susupe, Saipan, MP 96950

FACILITIES FOR INTERSTATE ACCESS

TABLE OF CONTENTS

2. GENERAL REGULATIONS (Cont'd)2.4 Payment Arrangements and Credit Allowances (Cont'd)

- 2.4.4 Credit Allowance for FIA Interruptions
 - (A) General
 - (B) When Credit Allowance Does Not Apply
 - (C) Use of an Alternative Service Provided by the Telephone Company
 - (D) Temporary Surrender of a FIA
- 2.4.5 Performance Commitment Program
 - (A) Performance Commitment Program - Provisioning
 - (B) Performance Commitment Program - IC Desired Due Date for PIC Installation

2.5 Connections

- 2.5.1 General
- 2.5.2 Standard Access Service Connections

2.6 Definitions2.7 FIA Services Provided By More Than One Telephone Company

- 2.7.1 General
- 2.7.2 Single Company Billing
- 2.7.3 Meet Point Billing
 - (A) Single Bill Option
 - (B) Multiple Bill Option
 - (C) Meet Point Billing Mileage Calculation

3. ORDERING OPTIONS FOR FIA3.1 General

- 3.1.1 Ordering Conditions
- 3.1.2 Provision of Other Services
- 3.1.3 Special Construction
- 3.1.4 Tandem Switch Signaling

3.2 Access Service Request

- 3.2.1 Service Date Intervals
- 3.2.2 ASR Modifications
 - (A) Service Date Change Charge
 - (B) Partial Cancellation Charge
 - (C) Discontinuance of Service
 - (D) Design Change Charge
 - (E) Requests for Expedition
- 3.2.3 Selection of Facilities for Access Service
- 3.2.4 Minimum Period
- 3.2.5 Minimum Period Charges
- 3.2.6 Cancellation of an ASR
- 3.2.7 Discontinuance of Switched Access FGD
- 3.2.8 FGD Maximum Per Trunk Cancellation Charge

3.3 Access Service Requests For Services Provided By More Than One Telephone Company

(This page filed under Transmittal No. 1.)

Chief Financial Officer
Tekken Street, Susupe, Saipan, MP 96950

FACILITIES FOR INTERSTATE ACCESS

TABLE OF CONTENTS

4. SWITCHED ACCESS4.1 General4.2 Description of Switched Access

4.2.1 Descriptions of Feature Groups

- (A) Feature Group A
- (B) Feature Group B
- (C) Feature Group D

4.2.2 Description of Basic Serving Arrangements (BSAs)

- (A) BSA-A
- (B) BSA-B
- (C) BSA-D
- (D) Dedicated Network Access Link (DNAL)

4.2.3 Description of Switched Transport

- (A) General
- (B) Entrance Facilities
 - (1) Two-Wire Voice Frequency Entrance Facilities
 - (2) Four-Wire Voice Frequency Entrance Facilities
 - (3) Group Analog Entrance Facilities
 - (4) Supergroup Analog Entrance Facilities
 - (5) Mastergroup Analog Entrance Facilities
 - (6) DS1 Digital Entrance Facilities
 - (7) DS1C Digital Entrance Facilities
 - (8) DS2 Digital Entrance Facilities
 - (9) DS3 Digital Entrance Facilities
 - (10) DS3C Digital Entrance Facilities
- (C) Direct-Trunked Transport
- (D) Tandem-Switched Transport
- (E) Interconnection Rate
- (F) Multiplexing
- (G) Optional Arrangements

4.2.4 Description of End Office Services

4.2.5 End Office Services Optional Arrangements

- (A) Alternate Traffic Routing
- (B) Automatic Number Identification (ANI) Arrangement
- (C) Intra Access Area Call Denial on Line or Hunt Group
- (D) InterLATA Call Denial on Line or Hunt Group
- (E) Call Denial on Line or Hunt Group Outside the Access Area
- (F) Dual Tone Multifrequency Address Signaling
- (G) Hunt Group Arrangement
- (H) Customer Specification of Switched Access Directionality
- (I) Nonhunting Number for Use with Hunt Group Arrangement
- (J) Nonhunting Number for Use with Uniform Call Distribution Arrangement
- (K) Operator Assistance Full Feature Arrangement
- (L) Rotary Dial Station Signaling
- (M) Service Class Routing
- (N) Service Code Denial on Line or Hunt Group
- (O) Trunk Access Limitation
- (P) Uniform Call Distribution Arrangement

(This page filed under Transmittal No. 1.)

Issued: January 3, 2012

FACILITIES FOR INTERSTATE ACCESS

TABLE OF CONTENTS

4. SWITCHED ACCESS

4.2 Description of Switched Access (Cont'd)

- 4.2.5 End Office Services Optional Arrangements (Cont'd)
 - (Q) Up to 7 Digit Outpulsing of Access Digits to the Customer
 - (R) Band Advance Arrangement
 - (S) FGD Switched Access Service with 950-XXXX Access
 - (T) Switched Data Service
 - (U) Tandem Switch Signaling
 - (V) Carrier Identification Parameter (CIP)
 - (W) Flexible Automatic Number Identification (FLEX ANI)
- 4.2.6 Call Restriction and Code Screening Reports
- 4.2.7 Installation and Acceptance Testing of Switched Access
- 4.2.8 Provision of Design Layout Report
- 4.2.9 Network Management
- 4.2.10 Design and Routing of Switched Access
- 4.2.11 Provision of Switched Access Performance Data
- 4.2.12 Transmission Performance
- 4.2.13 Design Blocking Probability
- 4.2.14 Special Facilities Routing
- 4.2.15 Information Surcharge
- 4.2.16 800/888/877 Data Base Query Service
- 4.2.17 500 Customer Identification Function
- 4.2.18 Tandem Switch Signaling
- 4.2.19 Basic Service Elements (BSEs)
- 4.2.20 Telecommunications Relay Service (TRS) Equal Access Interconnection

4.3 Obligations of the Customer

- 4.3.1 On and Off-Hook Supervision
- 4.3.2 ASR Requirements
- 4.3.3 Jurisdictional Determination
- 4.3.4 Call Signaling

(N)

4.4 Payment Arrangements and Credit Allowances

- 4.4.1 Cancellation of Applications
- 4.4.2 Credit Allowances

(This page filed under Transmittal No. 12)

Chief Financial Officer
Tekken Street, Susupe, Saipan, MP 96950

FACILITIES FOR INTERSTATE ACCESS

TABLE OF CONTENTS

4. SWITCHED ACCESS

4.5 Rate and Charge Regulations

4.5.1 Rate Elements

4.5.2 Rate Regulations

(A) Types of Rates and Charges

(1) Usage Rated

(2) Flat Rated

(3) Nonrecurring Charges

(a) Service Installation Charges

(b) Installation of Voiceband Entrance Facilities

(c) Installation of Multiplexing Arrangements

(d) Installation of DS1 and DS3 Entrance Facilities

(1) DS1 Standard Arrangements

(2) DS3 Arrangements

(e) Switched Access Installation Charge Waiver

(f) Switched Access Ordering Charge

(g) Service Rearrangements

(h) Design Change Charge

(i) Changes of Switched Access Type

(j) Moves

(1) Same CDL

(2) A Different CDL

FACILITIES FOR INTERSTATE ACCESS

TABLE OF CONTENTS

4. SWITCHED ACCESS

4.5 Rate and Charge Regulations (Cont'd)

4.5.2 Rate Regulations (Cont'd)

- (B) 800/877/888 Data Base Query Service
- (C) Network Blocking Charge for Tandem Switched FGB, FGD, BSA-B and BSA-D
- (D) Determination of Interstate Charge for Mixed Interstate and Intrastate Switched Access
- (E) Local Dial-It Services
- (F) Directory Assistance
- (G) Description and Application of Rates
 - (1) Determination of Premium Rates and Nonpremium Rates
 - (2) Switched Transport
 - (3) Extended FGA and BSA-A Terminating Traffic
 - (4) Equal Access Notification
 - (5) End Office Switching
 - (6) Tandem Switch Signaling
 - (7) Dedicated Trunk Port
 - (8) Shared Trunk Port
 - (9) Carrier Identification Parameter
- (H) Measuring Access Minutes
 - (1) Feature Group A and BSA-A Usage Measurement
 - (2) Feature Group B and BSA-B Usage Measurement
 - (3) Usage Measurement Not Available For Feature Groups A and B and BSA-A and BSA-B
 - (4) Feature Group D and BSA-D Usage Measurement
 - (5) Usage Measurement Not Available for FGD and BSA-D
- (I) FGD and BSA-D Switched Access Service with 950-XXXX Access

4.5.3 Application of Rates for FGA and BSA-A Extension Service

4.5.4 Switched Access DS1 Optional Payment Plan

4.5.5 Shared Use Analog and Digital High Capacity Services

4.5.6 Basic Service Elements (BSEs)

4.6 Rates and Charges

4.6.1 Nonrecurring Charges

- (A) Switched Access Service Ordering Charge and Design Change Charge
- (B) 500 NXX Translation Charge
- (C) Network Blocking Charge
- (D) FGA and BSA-A Optional Toll Blocking

FACILITIES FOR INTERSTATE ACCESS

TABLE OF CONTENTS

4. SWITCHED ACCESS4.6 Rates and Charges

4.6.2 Switched Transport

- (A) Tandem Switched Transport-Facility
- (B) Tandem Switched Transport-Termination
- (C) Tandem Switching Rate
- (D) Shared Multiplexing
- (E) Interconnection Rate
- (F) Direct-Trunked Transport-Voiceband
- (G) Direct-Trunked Transport - DS1
- (H) Direct-Trunked Transport - DS3
- (I) Dedicated Trunk Port
- (J) Entrance Facility Voiceband
- (K) Entrance Facility - DS1
- (L) Entrance Facility - DS3
- (M) Multiplexing

4.6.3 End Office Services

- (A) 800/877/888 Data Base Query Service
- (B) End Office Switching-Bundled (EOSB)
- (C) End Office Switching-Unbundled (EOSU)-Circuit Switched Line
- (D) End Office Switching-Unbundled (EOSU)-Circuit Switched Trunk
- (E) Shared Trunk Port

4.6.4 Information Surcharge

4.6.5 Basic Service Elements (BSE)

- (A) Alternate Routing - BSE
- (B) Automatic Number Identification (ANI) - BSE
- (C) User Transfer - BSE
- (D) Hunt Group Arrangement - BSE
- (E) Queuing - BSE
- (F) Uniform Call Distribution - BSE
- (G) Simplified Message Desk Interface (SMDI) – BSE
- (H) Premier Messaging Service Interface (PMSI) - BSE
- (I) Remote Call Forwarding - BSE
- (J) Direct Inward Dialing (DID) - BSE
- (K) Billed Number Screening (BNS) – BSE

4.6.6 Carrier Identification Parameter (CIP)

(This page filed under Transmittal No. 1.)

Chief Financial Officer
Tekken Street, Susupe, Saipan, MP 96950

FACILITIES FOR INTERSTATE ACCESS

TABLE OF CONTENTS

5. SPECIAL ACCESS

5.1 General

5.1.1 Rate Elements

- (A) Special Transport
- (B) Special Access Line (SAL)
- (C) Supplemental Features
- (D) Multiplexing Arrangements
- (E) Special Transport Termination
 - (1) DS1, E1 and DS3 Service
 - (2) Fractional T1 Service (FT1)

5.1.2 Special Access Configurations

- (A) Two-point Service
- (B) Multipoint Service

5.1.3 Special Facilities Routing

5.1.4 Design Layout Report

5.1.5 Acceptance Testing

5.1.6 Ordering Conditions

- (A) Determination of Jurisdiction of Mixed Use Special Access Lines
- (B) Special Access Jurisdictional Verification

5.2 Description of Special Access

5.2.1 Wideband Analog

5.2.5 High Capacity Digital

5.2.3 Digital Data Service

5.2.4 Bonded Digital Link Service (BDLS)

- (A) Service Description
- (B) Terms and Conditions

FACILITIES FOR INTERSTATE ACCESS

TABLE OF CONTENTS

5. SPECIAL ACCESS

5.3 Description of Terminating Options

5.3.1 High Capacity Digital

- (A) High Capacity Digital DS1
- (B) High Capacity Digital DS1C
- (C) Fractional T1 Service
- (D) FiberConnect Service
- (E) High Capacity Digital DS3
- (F) High Capacity Digital DS3C
- (G) High Capacity Digital E1

5.3.2 Digital Data Service (DDS)

5.4 Description of Supplemental Features

5.4.1 Bridging

- (A) MultiPoint Data Bridging
- (B) Alarm Distribution Bridging
- (C) DDS Bridging

5.4.2 Automatic Protection Switch

5.4.3 Digital Data Service Secondary Channel

5.5 Description of Multiplexing Arrangements

- (A) Supergroup to Group
- (B) Mastergroup to Supergroup
- (C) DS1C to DS1
- (D) DS3 to DS1 and/or E1
- (E) DS3C to DS1
- (F) Group to DS1
- (G) Digital Data Carrier Multiplexer
- (H) Digital Data Subrate Multiplexer

(This page filed under Transmittal No. 1.)

Chief Financial Officer
Tekken Street, Susupe, Saipan, MP 96950

FACILITIES FOR INTERSTATE ACCESS

TABLE OF CONTENTS

5. SPECIAL ACCESS

5.6 Rate Regulations

5.6.1 Types of Rates and Charges

- (A) Monthly Rates
- (B) Daily Rates
- (C) Nonrecurring Charges
 - (1) Design Change Charge
 - (2) Installation of Supplemental Features and Multiplexing Arrangements
 - (3) Installation of FT1, DS1, DS3 and E1 Special Access Lines
 - (a) Fractional T1 Standard Arrangements
 - (b) Fractional T1 Optional Payment Plan (OPP) Arrangements
 - (c) DS3 Arrangements
 - (d) E1 Arrangements
 - (e) DS1 Standard Arrangements
 - (4) Installation of Digital Data Service Special Access Lines
 - (5) Service Rearrangements

5.6.2 Minimum Periods

5.6.3 Mileage Measurement

5.6.4 Moves

- (A) Same CDL
- (B) Different CDL

5.6.4 Rates and Charges on an Individual Case Basis

5.6.5 Hub Wire Centers

5.6.7 Shared Use Analog and Digital High Capacity Services

5.6.8 Special Access Surcharge

5.6.9 Message Station Equipment Recovery Charge

TABLE OF CONTENTS

5. SPECIAL ACCESS

5.6 Rate Regulations (Cont'd)

5.6.10 DS3 High Capacity Service

- (A) DS3 Rate Structure
- (B) Minimum Service Periods
- (C) Expiration of Minimum Service Period
- (D) Discontinuance Without Liability - DS3 Minimum Service Period
- (E) Discontinuance With Liability - DS3 Minimum Service Period
- (F) Notification of Discontinuance
- (G) Upgrade to Higher Speed Service
- (H) DS3 Multiplexer Cross Connect Arrangement
- (I) Partitioned Billing Arrangement (PBA)

5.6.11 Optional Payment Plan (OPP)

- (A) General
- (B) Changes in Length of OPP Period
- (C) Renewal Options
- (D) Notification of Discontinuance
- (E) Upgrade to Higher Speed Service
- (F) Termination Liability
- (G) Termination Without Liability
- (H) OPP for FT1 Service
- (I) OPP for DDS

5.6.12 Four-Wire Voiceband and Digital Data Service (DDS) Rate Stability Plan (RSP)

- (A) Description
- (B) Eligibility Requirement
- (C) RSP Terms and Conditions
- (D) RSP Nonrecurring Charges
- (E) RSP Services
- (F) RSP Application
 - (1) Rate Elements Subject to the Plan
 - (2) RSP Expiration
 - (3) Upgrade to Higher Capacity Service

FACILITIES FOR INTERSTATE ACCESS

TABLE OF CONTENTS

5. SPECIAL ACCESS

5.6 Rate Regulations (Cont'd)

5.6.13 DS1 Term Volume Plan (TVP)

- (A) Description
- (B) Rate Application
- (C) Rate Changes
- (D) Threshold Levels
- (E) Changes to Commitment Quantity or Term
- (F) TVP Plan Enrollment
- (G) Annual Review
- (H) TVP Conditions
- (I) Penalties for Failing to Meet Commitment
- (J) TVP Nonrecurring Charge
- (K) Changes in Length of a TVP Period
- (L) Renewal Options
- (M) Upgrade to Higher Speed Service
- (N) Termination Liability
- (O) Termination Without Liability

5.6.14 E1 (2.048 Mbps) High Capacity Service

- (A) Minimum Service Periods
- (B) Expiration of Minimum Service Period
- (C) Discontinuance Without Liability - E1 Minimum Service Period
- (D) Discontinuance With Liability - E1 Minimum Service Period
- (E) Notification of Discontinuance

5.6.15 High Voltage Protection

5.6.16 LAN Extension Service

5.6.17 DS3 Term Volume Plan

- (A) Description
- (B) DS3 TVP Enrollment and Conversion of DS3 Services
- (C) Commitment Levels
- (D) Terms and Conditions
- (E) Annual Review
- (F) Shortfall Penalties for Failing to Meet the Commitment Level
- (G) Changes to Commitment Level
- (H) TVP Term Commitment Extension Option
- (I) TVP Renewal Options
- (J) Upgrade to Equal or Higher Speed Service
- (K) Termination Liability
- (L) Termination Without Liability
- (M) Minimum Period Charges
- (N) Rate Changes
- (O) TVP Nonrecurring Charge

(This page filed under Transmittal No. 1.)

Issued: October 31, 2006

FACILITIES FOR INTERSTATE ACCESS

TABLE OF CONTENTS

5. SPECIAL ACCESS

5.7 Rates and Charges

5.7.1 Digital Data Service Facilities

(A) Standard Arrangements

(B) DDS Optional Payment Plan

5.7.2 High Capacity Digital DS1 (1.544 Mbps) Facilities

(A) Standard Arrangements

(B) Optional Arrangements

5.7.3 DS1 Term Volume Plan (TVP)

(A) Special Access Line

5.7.4 High Capacity Digital E1 (2.048 Mbps) Facilities

(A) Standard Arrangements

(N)

5.7.5 High Capacity Digital DS3 (44.736 Mbps) Facilities

(A) Standard Arrangements

(N)

5.8 Individual Case Basis Rates and Charges

(This page filed under Transmittal No. 6.)

Chief Financial Officer
Tekken Street, Susupe, Saipan, MP 96950

FACILITIES FOR INTERSTATE ACCESS

TABLE OF CONTENTS

6. MISCELLANEOUS SERVICES

6.1 General

6.2 Telecommunications Service Priority (TSP) System

- (A) Description of the Service
- (B) Obtaining TSP System Service
- (C) Provisioning Priority
- (D) Restoration Priority
- (E) Obligations of the Customer
- (F) Obligations of the Telephone Company
- (G) Rates and Charges

6.3 Balloting and Allocation Process For Equal Access

- (A) PIC Charge Application
- (B) Unauthorized Primary InterLATA Carrier Change
- (C) Liability of the Telephone Company
- (D) IC Desired Due Date for PIC Installation
- (E) Nonrecurring Charge for Primary InterLATA Carrier
- (F) IC CIC Consolidation
- (G) PICNONE

Issued: December 17, 2015

FACILITIES FOR INTERSTATE ACCESS

TABLE OF CONTENTS

6. MISCELLANEOUS SERVICES

6.4 End User/Agent Lists

- (A) Allocation Lists
- (B) Snapshot List

6.4.1 Rates and Charges

- (A) Initial and Allocation Lists
- (B) Snapshot List

6.5 Billing Name and Address Services

- (A) Per Call/Periodic BNA and Data Gathering Service
- (B) End User Validation List

6.5.1 Rates and Charges

- (A) Per Call/Periodic BNA
- (B) Data Gathering Service
- (C) End User Validation List

6.6 Denial/Restoral Service

6.7 International Blocking Service

6.8 Service Access Code 900 Blocking

6.9 Answer Supervision

6.10 Integrated Services Digital Network (ISDN) Line Port

6.11 Service Provider Number Portability (SPNP)

- (A) Service Provider Number Portability Fee
- (B) Service Provider Number Portability (SPNP) General Description
- (C) SPNP Query Service Description
- (D) Rate Regulations
- (E) Rates and Charges

6.12 Payphone-Specific Coding Digits

6.13 DS1 Span Power

6.14 Universal Service Fund Charge

(N)

(This page filed under Transmittal No. 17)

Chief Financial Officer
Tekken Street, Susupe, Saipan, MP 96950

FACILITIES FOR INTERSTATE ACCESS

TABLE OF CONTENTS

- 7. SPECIALIZED FIA OR ARRANGEMENTS
 - 7.1 General
 - 7.2 Rates and Charges
- 8. COIN SERVICES
 - 8.1 General
 - 8.2 Service Description
 - 8.3 Service Provisioning
 - 8.4 Collection and Remittance of Coin Station Monies
 - 8.5 Provision of Message Call Detail Concerning Coin Station Monies
 - 8.6 Payment of Coin Sent - Paid Monies
 - 8.6.1 Bill Period Coin Revenue
 - 8.6.2 Total Customer Coin Revenue
 - 8.6.3 Recourse Adjustments
 - 8.6.4 Payment of Net Customer Coin Revenue
 - 8.6.5 Audit Provisions
- 9. SPECIAL FACILITIES ROUTING OF FIA
 - 9.1 Description of Special Facilities Routing of FIA
 - 9.1.1 Diversity
 - 9.1.2 Avoidance
 - 9.1.3 Cable-Only Facilities
 - 9.2 Rates and Charges
 - 9.2.1 Diversity
 - 9.2.2 Avoidance

(This page filed under Transmittal No. 1.)

Chief Financial Officer
Tekken Street, Susupe, Saipan, MP 96950

FACILITIES FOR INTERSTATE ACCESS

TABLE OF CONTENTS

- 10. SPECIAL CONSTRUCTION REGULATIONS
 - 10.1 Filing of Charges
 - 10.2 Ownership of Facilities
 - 10.3 Interval to Provide Facilities
 - 10.4 Special Construction Involving Both Interstate and Intrastate Facilities
 - 10.5 Payments for Special Construction
 - 10.5.1 Payments of Charges
 - 10.5.2 Start/End of Billing
 - 10.5.3 Credit Allowance for Service Interruptions
 - 10.6 Liabilities and Charges for Special Construction
 - 10.6.1 General
 - 10.6.2 Conditions Requiring Special Construction
 - 10.6.3 Development of Liabilities and Charges
 - 10.6.4 Types of Liabilities and Charges
 - (A) Nonrecurring Charge
 - a. Case Preparation Charge
 - b. Expediting Charge
 - c. Optional Payment
 - d. Replacement Charge
 - e. Rearrangement Charge
 - f. Special Construction of Facilities for Use for Less than One Month
 - (B) Maximum Termination Liability and Termination Charge
 - (C) Annual Underutilization Liability and Underutilization Charge
 - (D) Recurring Monthly Charges
 - (E) Lease Charge
 - (F) Cancellation Charge
 - 10.7 Deferral of Start of Service
 - 10.7.1 Construction Has Not Begun
 - 10.7.2 Construction Has Begun
 - 10.7.3 Construction Complete
 - 10.8 Definitions

(This page filed under Transmittal No. 1.)

Chief Financial Officer
Tekken Street, Susupe, Saipan, MP 96950

FACILITIES FOR INTERSTATE ACCESS

TABLE OF CONTENTS

- 11. END USER FIA
 - 11.1 General Description
 - 11.2 Limitations
 - 11.3 Liability
 - 11.4 Provision and Ownership of Telephone Numbers
 - 11.5 Payment Arrangements and Credit Allowances
 - 11.9.1 Payment of Rates, Charges and Deposits
 - 11.9.2 Cancellation of Application
 - 11.9.3 Changes to ASRs
 - 11.9.4 Allowance for Interruptions
 - 11.6 Rate Regulations
 - 11.7 Rates and Charges
- 12. CARRIER COMMON LINE SERVICE
 - 12.1 General
 - 12.2 Description of Carrier Common Line Charges
 - 12.2.1 Description
 - 12.2.2 Limitations
 - (A) Exclusions
 - (B) WATS/WATS-type Access Lines
 - 12.3 Primary Interexchange Carrier Charge
 - 12.4 Statement of Concurrence for Universal Service Fund and Lifeline Assistance

(This page filed under Transmittal No. 1.)

Chief Financial Officer
Tekken Street, Susupe, Saipan, MP 96950

FACILITIES FOR INTERSTATE ACCESS

EXPLANATION OF SYMBOLS

- (C) - To signify changed regulation
- (D) - To signify discontinued rate or regulation
- (I) - To signify increase
- (N) - To signify new rate or regulation
- (R) - To signify reduction
- (S) - To signify reissued matter
- (T) - To signify a change in text but no change in rate or regulation
- (M) - To signify matter relocated without change
- (Z) - To signify a correction

EXPLANATION OF ABBREVIATIONS

- AAM - Assumed Access Minutes
- ac - alternating current
- ACAT - Additional Cooperative Acceptance Testing
- ACD - Automatic Call Distributor
- ACNA - Access Customer Name Abbreviation
- ACTL - Access Customer Terminal Location
- ADM - Add/Drop Multiplexing
- AIOD - Automatic Identification of Outward Dialed
- AM - Access Minutes
- ANI - Automatic Number Identification
- ARD - Automatic Ringdown
- ASG - Access Services Group
- ASR - Access Service Request
- AST - Automatic Scheduled Testing
- ATM - Asynchronous Transfer Mode
- AT&TC - American Telephone and Telegraph Communications, Inc.

Issued: January 3, 2012

FACILITIES FOR INTERSTATE ACCESS

EXPLANATION OF ABBREVIATIONS (Cont'd)

BHMC - Busy Hour Minutes of Capacity
BP - Billing Percentage
BSA - Basic Serving Arrangement
BSE - Basic Service Element
CAC - Carrier Access Code
CCS - Centum Call-Seconds
CCSA - Common Control Switching Arrangement(s)
CDL - Customer Designated Location
CDM - Call Days in Month
CDP - Customer Designated Premises (N)
CFA - Connecting Facility Assignment
CIC - Carrier Identification Code
CIP - Carrier Identification Parameter
CLO - Control Link Oscillator
CMF - Chargeable Minimum Factor
CN - Charge Number (N)
CNM - Customer Network Management Optional Feature
COMPS - Central Office Maintenance Planning System
Cont'd - Continued
CSM - Customer Service Management Optional Feature
CST - Cooperative Scheduled Testing
CSU - Circuit Switching Unit
C-TISC - Conversion Time-In-Service Credit
DA - Digital Data Access
DAM - Distance in Airline Miles
dB - Decibel
dBm - Decibels below one milliwatt
dBmO - Transmission Level Referred to the Zero Transmission Level Point
dBmCO - Decibel Reference Noise C-Message Weighted O
dBv - Decibels Referred to One Volt
dc - direct current
DDS - Digital Data Service
DTMF - Dual Tone Multifrequency
DX - Duplex
DWDM - Dense Wave Division Multiplexing

(This page filed under Transmittal No. 12)

Chief Financial Officer
Tekken Street, Susupe, Saipan, MP 96950

FACILITIES FOR INTERSTATE ACCESS

EXPLANATION OF ABBREVIATIONS (Cont'd)

ECCKT - Exchange Carrier Circuit ID
ELEPL - Equal Level Echo Path Loss
E&M - The Receive and Transmit Leads of a Signaling System
EML - Expected Measured Loss
EPL - Echo Path Loss
ERL - Echo Return Loss
ESCON - Enterprise Systems CONnection
f - frequency
FCC - Federal Communications Commission
FCO - Foreign Central Office Service
FIA - Facilities for Interstate Access
FICON - Fibre CONnection
FNPA - Foreign Numbering Plan Area
GTOC - Operating Telephone Companies of GTE Corporation
GSEC - General Services and Equipment Code
HC - High Capacity
HNPA - Home Numbering Plan Area
Hz - Hertz
IA - Interface Arrangement
IC - Interexchange Carrier
ICB - Individual Case Basis
IDDD - International Direct Distance Dialing
ILP - Initial Liability Period
IOTS - IntelliLight[®] Optical Transport Service
IP - Interconnection Point
ISC - InterSystem Channel
kbps - kilobits per second
kHz - kilohertz
LATA - Local Access and Transport Area
LEC - Local Exchange Carrier
Ma - Milliampere
Mbps - Megabits per second
MHz - Megahertz
MJU - Multi-Junction Unit
MRC - Monthly Recurring Charge
MST - Manual Scheduled Testing
MTL - Maximum Termination Liability
NA - Not Available
NANP - North American Numbering Plan
NECA - National Exchange Carrier Association
N-MSA - Non Qualifying Metropolitan Statistical Area
NG-ADM - Next Generation Add/Drop Multiplexing
NPA - Numbering Plan Area
NRC - Nonrecurring Charge
NST - Nonscheduled Testing
NXX - Three Digit Central Office Code

(This page filed under Transmittal No. 1.)

Chief Financial Officer
Tekken Street, Susupe, Saipan, MP 96950

Issued: January 3, 2012

FACILITIES FOR INTERSTATE ACCESS

EXPLANATION OF ABBREVIATIONS (Cont'd)

OCF – Optical Channel Facility	
OC-n - Optical Carrier Rate	
OHF – Optical Hubbing Facility	
OHS - Optical Hubbing Service	
OPS - Off-Premises Station	
PBX - Private Branch Exchange	
PCM - Pulse Code Modulation	
PON - Purchase Order Number	
POT - Point of Termination	
PSTN – Public Switched Telephone Network	(N)
RMC - Recurring Monthly Charge	
rms - root-mean-square	
SAL - Special Access Line	
SCFA - Secondary Connecting Facility Assignment	
SED - Service Establishment Date	
SF - Single Frequency	
SONET - Synchronous Optical Network	
SPNP – Service Provider Number Portability	
SRL - Singing Return Loss	
STR - Switched Transport Rate	
STS1 – Synchronous Transport Signal 1	
STS1-nV – Synchronous Transport Signal 1 with Virtual Concatenation	
TDCF - Total Day Conversion Factor	
TDM – Time Division Multiplexing	(N)
TISC - Time-In-Service Credit	
TLP - Transmission Level Point	
TV - Television	
TVP - Term Volume Plan	
UL - Under Utilization Liability	
VG - Voice Grade	
V&H - Vertical & Horizontal	
VoIP – Voice over Internet Protocol	(N)
WA - Wideband Analog	
WATS - Wide Area Telecommunications Service	

(This page filed under Transmittal No. 12)

Chief Financial Officer
Tekken Street, Susupe, Saipan, MP 96950

Issued: November 16, 2005

Effective: December 1, 2005

FACILITIES FOR INTERSTATE ACCESS

REFERENCE TO NECA TARIFFS

NECA Tariff FCC No. 4 ^{Note 1}

REFERENCE TO TECHNICAL PUBLICATIONS

NECA Technical Reference Publication AS No. 1 - Issued March, 1984; entire issue ^{Note 1}
Addendum - Issued March, 1987

GTE Technical Interface Reference Manual, Issue 2 - Issued August, 1984, Revised December 1985, August 1986 and October 1988; Sections 3300, 5107, 6000, 6103 and 7000 ^{Note 2}

American National Standards Institute Publication ANSI T1.102, Issued 1993 ^{Note 5}

American National Standards Institute Publication ANSI T1.105, Issued 1995 ^{Note 5}

American National Standards Institute Publication ANSI X3.296 Single Byte Command Code Sets Connection Architecture (SBCON), 1998 ^{Note 5}

American National Standards Institute Publication ANSI X3.303 Fibre Channel Physical and Signaling Interface-3 (FC-PH-3), 1998 ^{Note 5}

American National Standards Institute Publication ANSI/IEEE802.3-1998 Telecommunications and information exchange between systems-Local and Metropolitan Area Networks-Specific Requirements-Part 3 ^{Note 5}

American National Standards Institute Publication ANSI/IEEE802.3u-1995 Supplement to Standard for Information Technology Local and Metropolitan Area Networks, Part 3 ^{Note 5}

American National Standards Institute Publication ANSI/IEEE802.3z-1998 Supplement to Standard for Information Technology-Local and Metropolitan Area Networks, Part 3 ^{Note 5}

American National Standards Institute Publication ANSI/IEEE802.3ae-2002 Supplement to Standard for Information Technology-Local and Metropolitan Area Networks, Part 3 ^{Note 5}

Underwriters Laboratory Publication UL 94, Issued 1990 ^{Note 3}

AT&T Technical Reference Publication 41014 - Issued February, 1978; entire issue ^{Note 1}

GTE Service Corporation Telephone Operations - Traffic Grade of Service Standards, Issued April, 1985; entire issue ^{Note 2}

Telcordia Technical Reference Publication ^{Note 4}

TR-TSV-000905, Issue 1, August, 1989

TR-NWT-000499, Issue 4, November, 1991

TR-NWT-000063, Issue 4, July, 1991

TR-TSY-000191, Issue 1, May, 1986

TR-TSY-000487, Issue 1, July, 1989

TR-NPL-000320, Issue 1, April, 1988

GR-253-CORE, Issue 3, September, 2000, Available September, 2000

GR-1400-CORE, Issue 1, March, 1994

GR-1374-CORE, Issue 1, March, 1994

GR-1149-CORE, Issue 1, October, 1995 Available February, 1997

GR-1312-CORE, Issue 3, April, 1999 Available April, 1999

GR-2918-CORE, Issue 4, December, 1999 Available December, 1999

GR-2979-CORE, Issue 3, December, 1999 Available December, 1999

Multiple Exchange Carrier Access Billing (MECAB) Guidelines - Issued June, 1994 ^{Note 4}

Multiple Exchange Carrier Ordering and Design (MECOD) Guidelines - Issued May, 1994 ^{Note 4}

Internet Engineering Task Force (IETF) and Internet Architecture Board (IAB) documentation on Internet protocol standards ^{Note 6}

Note 1: Available from the Federal Communications Commission's commercial contractor.

Note 2: Available from Testmark Labs, 3050 Harrodsburg Rd., Lexington, Kentucky 40503.

Note 3: Available from Underwriters Laboratory, Inc. Attention: Publications, 333 Pfingsten Rd., Northbrook, Illinois 60062.

Note 4: Available from Telcordia Technologies, Customer Service, 8 Corporate Place, Piscataway, New Jersey 08854-4156.

Note 5: Available from American National Standards Institute, 1430 Broadway, New York, NY 10018.

Note 6: Available from the IETF, Corporation for National Research Initiatives (CNRI), Suite 100, Preston White Drive, Reston, VA 22091 and in electronic form at Internet locations <http://www.isi.edu/iab/> and <http://www.ietf.cnri.reston.va.us/>

(This page filed under Transmittal No. 1.)

Chief Financial Officer
Tekken Street, Susupe, Saipan, MP 96950

FACILITIES FOR INTERSTATE ACCESS

REFERENCE TO TECHNICAL PUBLICATIONS (Cont'd)

NCS Manual 3-1-1 "Telecommunications Service Priority (TSP) System for National Security Emergency Preparedness (NSEP) Service User Manual", dated July 9, 1990 ^{Note 1} (Section 6.4(E)(8))

NCS Handbook 3-1-2 "Telecommunications Service Priority (TSP) System for National Security Emergency Preparedness (NSEP) Service Vendor Handbook", dated July 9, 1990 ^{Note 1} (Section 6.4(F)(4))

47 C.F.R. FCC Rules and Regulations, Part 15.109 ^{Note 1}

Issued: November 18, 2004 April 17, 2001 and 10-01-95 Available 10-01-95

Society of Motion Picture and Television Engineers (SMPTE) 259M-1997 standards ^{Note 2}

Issued: November 18, 2004 April 17, 2001 and 09-25-97

Network Equipment – Building System (NEBS), SR-3580, Issue 1, ^{Note 3}

Issued: November 18, 2004 April 17, 2001 and November 1995 Available: April 2000

GR-1089-CORE, Issue 2 ^{Note 3}

Issued: November 18, 2004 April 17, 2001 & December 1997 & February 1999 Available: April 2000

Planning Fiber Optic Channel Links (Fifth Edition) GA23-0367-04 ^{Note 4}

Issued: November 18, 2004 April, 1996 Available: April, 1996

Parallel Sysplex Configuration Cookbook GA24-2076-00 ^{Note 4}

Issued: November 18, 2004 January, 1998 Available: January, 1998

IBM 9037 Sysplex Timer SG24-2070 ^{Note 4}

Issued: November 18, 2004 September, 1998 Available: September, 1998

Optical Interfaces for Multichannel Systems with Optical Amplifiers, ITU-T G692 ^{Note 5}

Issued: November 18, 2004 October, 1998 Available: October, 1998

Optical Transport Network Physical Layer Interfaces, ITU-T G959.1 ^{Note 5}

Issued: November 18, 2004 January, 2001 Available: January, 2001

Coupling Facility Channel Physical Layer SA23-0395-00 ^{Note 4}

Issued: June, 2002 Available: June, 2002

Note 1: Available from Government Printing Office, Superintendent of Documentation, Document Control Branch, 941 North Capitol Street, N.E., Washington, DC 20401.

Note 2: Available from SMPTE, 595 W. Hartsdale Ave, White Plains, NY 10607.

Note 3: Available from Telcordia Technologies, Inc., 8 Corporate Place, PYA 3A-184, Piscataway, NJ 08854-4156

Note 4: Available from IBM Publications, P. O. Box 29570, Raleigh, NC 27626.

Note 5: Available from International Telecommunications Union (ITU), Place des Nations, CH-1211, Geneva 20, Switzerland or on the internet at <http://www.itu.int/>.

Issued: December 17, 2015

FACILITIES FOR INTERSTATE ACCESS

1. APPLICATION OF TARIFF

- 1.1 This tariff contains regulations, rates and charges applicable to Carrier Common Line, Switched Access, Special Access, End User Access, Lifeline Assistance, Universal Service Fund, Expanded Interconnection Service, Advanced Communications Networks, Optical Networking Access Service or, in combination, as Facilities for Interstate Access, hereinafter referred to as FIA, provided by the issuing carrier of this tariff, hereinafter referred to as the Telephone Company to customers. This tariff further provides for Ancillary and Miscellaneous Services. This tariff does not apply to other services offered by the Telephone Company.

Pursuant to the Commission's Rules at Section 69.4(c), 69.5(d), 69.104(1), 69.116, 69.117, 69.603(c), and 69.603(d), regulations concerning administration and billing of Universal Service Fund and Lifeline Assistance, rates and charges for these carrier's carrier elements are contained in Section 6.14 and 11.6, respectively, of this Tariff.

(C)
|
(C)

- 1.2 Regulations, rates and charges as specified in this tariff apply to FIA and shall not serve as a substitute for IC tariff offerings of services to end users. The provision of such FIA by the Telephone Company as set forth in this tariff does not constitute a joint undertaking with an IC for the furnishing of any service.

(This page filed under Transmittal No. 17)

Chief Financial Officer
Tekken Street, Susupe, Saipan, MP 96950

FACILITIES FOR INTERSTATE ACCESS

TABLE OF CONTENTS

2.	<u>GENERAL REGULATIONS</u>	<u>Page</u>
2.1	<u>Undertaking of the Telephone Company</u>	2-3
2.1.1	Scope	2-3
2.1.2	Limitations.....	2-3
2.1.3	Liability	2-4
2.1.4	Provision of FIA.....	2-5
2.1.5	Installation and Termination of FIA.....	2-5
2.1.6	Maintenance of FIA	2-5
2.1.7	Changes and Substitutions	2-6
2.1.8	Discontinuance and Refusal of FIA	2-6
2.1.9	Preemption of FIA	2-8
2.1.10	Limitation of Use of Metallic Facilities.....	2-8
2.2	<u>Use</u>	2-9
2.2.1	Interference or Impairment.....	2-9
2.2.2	Unlawful Use of FIA.....	2-9
2.2.3	Commingling	2-9
2.3	<u>Obligation of the Customer</u>	2-10
2.3.1	Damages	2-10
2.3.2	Theft	2-10
2.3.3	Equipment Space and Power.....	2-10
2.3.4	Availability for Testing	2-10
2.3.5	Balance	2-11
2.3.6	Design of Customer Services.....	2-11
2.3.7	References to Telephone Company	2-11
2.3.8	Claims and Demands for Damages.....	2-11
2.3.9	Coordination With Respect to Network Contingencies	2-12

(This page filed under Transmittal No. 1)

Chief Financial Officer
Tekken Street, Susupe, Saipan, MP 96950

FACILITIES FOR INTERSTATE ACCESS

TABLE OF CONTENTS

2.	<u>GENERAL REGULATIONS</u>	<u>Page</u>
2.4	<u>Payment Arrangements and Credit Allowances</u>	2-12
2.4.1	Payment of Charges and Deposits	2-12
2.4.2	Minimum Periods	2-15
2.4.3	Cancellation of an ASR	2-15
2.4.4	Credit Allowance for FIA Interruptions	2-16
	(A) General	2-16
	(B) When Credit Allowance Does Not Apply	2-19
	(C) Use of an Alternative Service Provided by the Telephone Company	2-19
	(D) Temporary Surrender of a FIA	2-19
2.4.5	Performance Commitment Program	2-20
	(A) Performance Commitment Program - Provisioning	2-20
	(B) Performance Commitment Program - IC Desired Due Date for PIC Installation	2-20
2.5	<u>Connections</u>	2-21
2.5.1	General	2-21
2.5.2	Standard Access Service Connections	2-21
2.6	<u>Definitions</u>	2-21
2.7	<u>FIA Services Provided By More Than One Telephone Company</u>	2-46
2.7.1	General	2-46
2.7.2	Single Company Billing	2-46
2.7.3	Meet Point Billing	2-46
	(A) Single Bill Option	2-46
	(B) Multiple Bill Option	2-49
	(C) Meet Point Billing Mileage Calculation	2-49

(This page filed under Transmittal No. 1)

Chief Financial Officer
Tekken Street, Susupe, Saipan, MP 96950

FACILITIES FOR INTERSTATE ACCESS

2. GENERAL REGULATIONS (Cont'd)

2.1 Undertaking of the Telephone Company

2.1.1 Scope

- (A) The Telephone Company does not undertake to transmit calls or offer a telecommunications service under this tariff.
- (B) The Telephone Company shall be responsible only for the installation, operation, and maintenance of the services which it provides.
- (C) The Telephone Company will, for maintenance purposes, test its FIA only to the extent necessary to detect and/or clear troubles. Testing beyond normal parameters will be done as described in Section 6.
- (D) FIA are provided twenty-four hours daily, seven days per week.

2.1.2 Limitations

- (A) The customer may not assign or transfer the use of FIA provided under this tariff except that, where there is no interruption of use or relocation of the FIA, such assignment or transfer may be made to:
 - another customer, whether an individual, partnership, association or corporation, provided the assignee or transferee assumes all outstanding indebtedness for such FIA, and the unexpired portion of the minimum period and the termination liability applicable to such FIA, if any; or
 - a court appointed receiver, trustee or other person acting pursuant to law in bankruptcy, receivership, reorganization, insolvency, liquidation or other similar proceedings, provided the assignee or transferee assumes the unexpired portion of the minimum period and the termination liability applicable to such FIA, if any.

In all cases of assignment or transfer, the written acknowledgment of the Telephone Company is required prior to such assignment or transfer which acknowledgment shall be made within 15 days from the receipt of notification. All regulations and conditions contained in this tariff shall apply to such assignee or transferee.

The assignment or transfer of FIA does not relieve or discharge the assignor or transferor from remaining jointly or severally liable with the assignee or transferee for any obligations existing at the time of the assignment or transfer.

- (B) The emergency provisioning and restoration of FIA shall be in accordance with Part 64, Subpart D, Paragraph 64.401, of the FCC's Rules and Regulations, which specifies the priority system for such activities. Section 6.4 describes the service arrangement.

(This page filed under Transmittal No. 1)

Chief Financial Officer
Tekken Street, Susupe, Saipan, MP 96950

FACILITIES FOR INTERSTATE ACCESS

2. GENERAL REGULATIONS (Cont'd)

2.1 Undertaking of the Telephone Company (Cont'd)

2.1.2 Limitations (Cont'd)

- (C) The Telephone Company does not warrant that its facilities and services meet standards other than those in this tariff.

2.1.3 Liability

- (A) The Telephone Company's liability, if any, for willful misconduct is not limited by this tariff. With respect to any other claim or suit by a customer for damages associated with the installation, provision, termination, maintenance, repair or restoration of FIA, and subject to the provisions of (B) and (C), the Telephone Company's liability, if any, shall not exceed an amount equal to the proportionate charge for the FIA for the period during which the provision of FIA was affected. This liability for damages shall be in addition to any amounts that may otherwise be due the customer under this tariff as a credit allowance for a provision of FIA interruption.
- (B) The Telephone Company shall not be liable for any act or omission of any other carrier or customer providing a portion of a service, nor shall the Telephone Company, for its own act or omission, hold liable any other carrier or customer providing a portion of a service.
- (C) The Telephone Company shall be indemnified, defended and held harmless by the customer against any claim, loss or damage arising from the use of FIA offered under this tariff. The foregoing indemnity shall issue on the customer separately, each being responsible for its own acts and omissions, involving:
- Claims for libel, slander, invasion of privacy, or infringement of copyright arising from any communications;
 - Claims for patent infringement arising from combining or using the FIA furnished by the Telephone Company in connection with facilities or equipment furnished by the customer; or
 - All other claims arising out of any act or omission of the customer in the course of using FIA provided pursuant to this tariff.
- (D) The Telephone Company does not guarantee or make any warranty with respect to its FIA when used in an explosive atmosphere. The Telephone Company shall be indemnified, defended and held harmless by the customer from any and all claims by any person relating to the FIA so provided. The foregoing indemnity shall issue on the customer separately, each being responsible for its own acts and omissions.
- (E) Except in the case of willful misconduct, under no circumstances whatever shall the Telephone Company be liable for indirect, incidental, special or consequential damages; and this disclaimer shall be effective notwithstanding any other provisions hereof.

(This page filed under Transmittal No. 1)

Chief Financial Officer
Tekken Street, Susupe, Saipan, MP 96950

FACILITIES FOR INTERSTATE ACCESS

2. GENERAL REGULATIONS (Cont'd)

2.1 Undertaking of the Telephone Company (Cont'd)

2.1.3 Liability (Cont'd)

- (F) No license under patents is granted by the Telephone Company to the customer or shall be implied or arise by estoppel in the customer's favor with respect to any circuit, apparatus, system or method used by the customer in connection with FIA provided under this tariff. With respect to claims of patent infringement made by third persons, the Telephone Company will defend, indemnify, protect and save harmless the customer from and against all claims arising out of the use by the customer of FIA provided under this tariff.
- (G) The Telephone Company's failure to provide or maintain FIA under this tariff shall be excused by labor difficulties, governmental orders, civil commotions, acts of God and other circumstances beyond the Telephone Company's reasonable control, subject to the interruption allowance provisions.
- (H) The Telephone Company shall reimburse the customer for damages to premises or equipment of the customer resulting from the provision of FIA by the Telephone Company on such premises, or by the installation or removal thereof, caused by the negligence or willful act of the Telephone Company.

2.1.4 Provision of FIA

- (A) The Telephone Company, to the extent that such FIA are or can be made available with reasonable effort, and after provisions have been made for the Telephone Company's local service, will provide to the customer, upon reasonable notice, FIA offered in other applicable sections of this tariff at rates and charges specified therein.
- (B) FIA provided to a customer under this tariff may be connected directly to customer facilities and/or may be connected to access facilities of another telephone company or companies in the joint provision of interstate access.

2.1.5 Installation and Termination of FIA

The FIA provided under this tariff (A) will include any entrance cable or drop wiring and wire or intrabuilding cable to that point where provision is made for termination of the Telephone Company's outside distribution network facilities at a suitable location inside a customer designated location, and (B) will be installed by the Telephone Company to such point of termination.

2.1.6 Maintenance of FIA

- (A) The FIA provided under this tariff shall be maintained by the Telephone Company. The customer or others may not rearrange, move, disconnect, remove or attempt to repair any FIA provided by the Telephone Company, other than by connection or disconnection to any interface means used, except with the written consent of the Telephone Company.

(This page filed under Transmittal No. 1)

Chief Financial Officer
Tekken Street, Susupe, Saipan, MP 96950

FACILITIES FOR INTERSTATE ACCESS

2. GENERAL REGULATIONS (Cont'd)2.1 Undertaking of the Telephone Company (Cont'd)2.1.7 Changes and Substitutions

Except as provided for equipment and systems subject to Part 68 of the FCC Rules and Regulations in 47 C.F.R. Paragraph 68.110 (b), the Telephone Company may, where such action is reasonably required in the operation of its business, substitute, change, or rearrange any telephone plant used in providing FIA under this tariff, change minimum network protection criteria, change operating or maintenance characteristics of facilities, or change operations or procedures of the Telephone Company. In case of any such substitution, change or rearrangement, the facility parameters will be within generally accepted standards. The Telephone Company shall not be responsible if any such substitution, change or rearrangement renders any customer furnished services obsolete or requires modification or alteration thereof or otherwise affects their use or performance. If such substitution, change, or rearrangement materially affects the operating characteristics or technical parameters of the FIA, as originally ordered by the customer, the Telephone Company will notify the customer in writing prior to making such substitution, change or rearrangement. Notification will be given as follows:

- Should a major change occur, the Telephone Company shall notify the customer at least one year in advance. A major change is described as any change in telephone plant which will affect the technical parameters of the interface (e.g., level, impedance, signaling, interface, bandwidth, two-wire, four-wire, etc.).
- Should a minor change occur, the Telephone Company shall notify the customer at least thirty days in advance. A minor change is described as any change in telephone plant which will not affect the technical parameters of the interface (e.g., level, impedance, signaling, interface, bandwidth, two-wire, four-wire, etc.).

The Telephone Company will work cooperatively with the customer relative to the redesign and implementation required by the change in operating characteristics.

2.1.8 Discontinuance and Refusal of FIA

- (A) Unless the provisions of 2.2.1(B) or 2.5.1 apply, if the customer fails to comply with the provisions of 2.1.6, 2.3.1, and 2.4.1(D), including any payments to be made by it on the dates or at the times herein specified, and fails within thirty (30) days after written notice, by certified mail, from the Telephone Company to a person designated by the customer to correct such noncompliance, the Telephone Company may discontinue the provision of the FIA to the noncomplying customer. In case of such discontinuance, all applicable charges shall become due.
- (B) If the customer repeatedly fails to comply with the provisions of this tariff in connection with the provision of a FIA or group of FIA, and fails to correct such course of action after notice as in (A), the Telephone Company may refuse applications for additional FIA to the noncomplying customer until the course of action is corrected.

(This page filed under Transmittal No. 1)

Chief Financial Officer
Tekken Street, Susupe, Saipan, MP 96950

FACILITIES FOR INTERSTATE ACCESS

2. GENERAL REGULATIONS (Cont'd)

2.1 Undertaking of the Telephone Company (Cont'd)

2.1.8 Discontinuance and Refusal of FIA (Cont'd)

(C) In addition to and not in limitation of the provisions of 2.1.8(A) and 2.1.8(B), unless the provisions of 2.2.1(B) or 2.5.1 following apply, if a customer fails to comply with 2.4.1(A) or 2.4.1(D) following, including any bill payments to be made by it on the dates and times herein specified, the Telephone Company may take the actions specified in sections 2.1.8(A) and 2.1.8(B) with regard to services provided hereunder to that customer on fifteen (15) calendar days written notice, such notice period to start the day after the notice is sent by Overnight Delivery, if the customer has not complied with respect to amounts due in a subject bill and either:

- (1) the Telephone Company has sent the subject bill to the customer within seven (7) business days from the bill date: or
- (2) the Telephone Company has sent the subject bill to the customer more than thirty (30) calendar days before the notice under this section is given.

In all other cases, the Telephone Company will give thirty (30) calendar days written notice pursuant to 2.1.8 (A) or 2.1.8(B). The Telephone Company will maintain records sufficient to validate the date upon which a bill was sent to a customer. Action will not be taken as specified in 2.1.8(A) or 2.1.8(B) with regard to the subject bill if the customer cures the noncompliance prior to the expiration of the fifteen (15) or thirty (30) days notice period, as applicable.

- (D) If the Telephone Company provided notice pursuant to 2.1.8(A), (B), or (C) preceding, does not refuse additional applications for FIA service or discontinue the provision of the FIA services on the date specified, and the customer's noncompliance continues, nothing contained herein shall preclude the Telephone Company's right to refuse additional applications for FIA service or to discontinue the provision of the FIA services, including the provision of Physical or Virtual Expanded Interconnection services.
- (E) If notice is given by Overnight Delivery under this section, it shall be preformed by a reputable overnight delivery service such as, or comparable to, the U.S. Postal Service Express Mail, United Parcel Service, or Federal Express.
- (F) The provisions of 2.1.8(A), (B), or (C) shall not apply to charges that customer does not pay based on submission of a good faith dispute pursuant 2.4.1(D)(2).

(This page filed under Transmittal No. 1)

Chief Financial Officer
Tekken Street, Susupe, Saipan, MP 96950

FACILITIES FOR INTERSTATE ACCESS

2. GENERAL REGULATIONS (Cont'd)

2.1 Undertaking of the Telephone Company (Cont'd)

2.1.9 Preemption of FIA

In certain instances, i.e., when spare facilities and/or equipment are not available, it may be necessary to preempt existing services to provision or restore National Security Emergency Preparedness (NSEP) Services. If, in its best judgement, the Telephone Company deems it necessary to preempt, then the Telephone Company will ensure that:

- (A) A sufficient number of public switched services are available for public use if preemption of such services is necessary to provision or restore NSEP Service.
- (B) The service(s) preempted have a lower or do not contain NSEP assigned priority levels.
- (C) A reasonable effort is made to notify the preempted service customer of the action to be taken.
- (D) A credit allowance for any preempted service shall be made in accordance with the provisions in Section 2.4.4(A).

2.1.10 Limitation of Use of Metallic Facilities

Except for loop and duplex (DX) type signaling, metallic facilities shall not be used for ground return or split pair operation. Signals applied to the metallic facility shall conform to minimum protection criteria for direct electrical connections as in Part 68 of the FCC Rules and Regulations. In the case of applications of dc telegraph signaling systems, the customer shall be responsible, at its expense, for the provision of current limitation devices to protect the Telephone Company FIA from excessive current due to abnormal conditions and for the provision of noise mitigation networks when required to reduce excess noise.

Interoffice metallic facilities are limited and requests for metallic facilities will only be provided where available. DC (Metallic) and telegraph-grade facilities and services will be discontinued effective November 3, 1991. Interoffice metallic facilities (wire pairs) are in diminishing supply, and can be expected to become less available as optical fiber is deployed and wire cables are removed.

(This page filed under Transmittal No. 1)

Chief Financial Officer
Tekken Street, Susupe, Saipan, MP 96950

FACILITIES FOR INTERSTATE ACCESS

2. GENERAL REGULATIONS (Cont'd)2.2 Use2.2.1 Interference or Impairment

- (A) The characteristics and methods of operation of any circuits, facilities or equipment provided by other than the Telephone Company, including customer transmission equipment, and associated with the FIA provided under this tariff shall not interfere with or impair service over any facilities of the Telephone Company, its connecting and concurring carriers, or other telephone companies involved in its services, cause damage to their plant, impair the privacy of any communications carried over their facilities or create hazards to their employees or to the public.
- (B) Except as provided for equipment or systems subject to Part 68 of the FCC Rules and Regulations in 47 C.F.R. Paragraph 68.108, if such characteristics or methods of operation are not in accordance with (A), the Telephone Company will, where practicable, notify the customer, as appropriate, that temporary discontinuance of the use of FIA may be required; however, where prior notice is not practicable, nothing contained herein shall be deemed to preclude the Telephone Company's right to temporarily discontinue forthwith the use of FIA if such action is reasonable in the circumstances. In case of such temporary discontinuance the customer will be promptly notified and afforded the opportunity to correct the condition which gave rise to the temporary discontinuance. During such period of temporary discontinuance, allowance for interruption of FIA as in 2.4.4 is not applicable.

2.2.2 Unlawful Use of FIA

The FIA are furnished subject to the condition that they will not be used for an unlawful purpose. FIA will be discontinued if any law enforcement agency, acting within its apparent jurisdiction, advises in writing that such FIA are being used in violation of law. The Telephone Company will refuse to furnish FIA when it has reasonable grounds to believe that such FIA will be used in violation of law.

2.2.3 Commingling

Except as provided in Section 51.318 of the Federal Communications Commission's rules, telecommunications carriers who obtain unbundled network elements or combinations of unbundled network elements pursuant to a Statement of Generally Available Terms, under Section 252 of the Act, or pursuant to an interconnection agreement with the Telephone Company, may connect, combine, or otherwise attach such unbundled network elements or combinations of unbundled network elements to access services purchased under this tariff except to the extent such agreement (1) expressly prohibits such commingling; or (2) does not address commingling and the requesting carrier has not negotiated an interconnection agreement (or amendment) expressly permitting such commingling. The rates, terms and conditions of this tariff will apply to the access services that are commingled. Unbundled network elements or combinations of unbundled network elements that are commingled with access services do not constitute a shared use arrangement as set forth in this tariff, and are therefore not eligible for adjustment of charges under such provisions.

(This page filed under Transmittal No. 1)

Chief Financial Officer
Tekken Street, Susupe, Saipan, MP 96950

FACILITIES FOR INTERSTATE ACCESS

2. GENERAL REGULATIONS (Cont'd)

2.3 Obligation of the Customer

2.3.1 Damages

The customer shall reimburse the Telephone Company for damages to the Telephone Company facilities utilized to provide FIA under this tariff caused by:

- the negligence or willful act of the customer, or
- resulting from the customer's improper use of the Telephone Company facilities, or
- due to malfunction of any facilities or equipment provided by other than the Telephone Company.

Nothing in the foregoing provision shall be interpreted to hold one customer liable for another customer's actions. The Telephone Company will, upon reimbursement for damages, cooperate with the customer in prosecuting a claim against the person causing such damage and the customer shall be subrogated to the right of recovery by the Telephone Company for the damages to the extent of such payment. The amount of reimbursement shall be the actual cost of repair to the damaged facilities.

2.3.2 Theft

The customer shall reimburse the Telephone Company for any loss through theft of facilities, apparatus, or equipment utilized to provide FIA under this tariff at the customer designated location or at the end user's premises. The amount of reimbursement shall be the actual cost for replacement of facilities, apparatus, or equipment lost.

2.3.3 Equipment Space and Power

The customer shall furnish or arrange to have furnished to the Telephone Company at no charge, equipment space and electrical power required by the Telephone Company to provide FIA under this tariff at the points of termination of such FIA. The equipment space provided shall meet industry standard environmental conditions. The selection of ac or dc power shall be mutually agreed to by the customer and the Telephone Company. The customer shall also make necessary arrangements in order that the Telephone Company will have access to such spaces at reasonable times for installing, repairing or removing facilities of the Telephone Company.

2.3.4 Availability for Testing

The FIA provided under this tariff shall be available to the Telephone Company at times mutually agreed upon in order to permit the Telephone Company to make tests and adjustments appropriate for maintaining the FIA in satisfactory operating condition. Such tests and adjustments shall be completed within a reasonable time. No credit will be allowed for any interruptions involved during such tests and adjustments.

(This page filed under Transmittal No. 1)

Chief Financial Officer
Tekken Street, Susupe, Saipan, MP 96950

FACILITIES FOR INTERSTATE ACCESS

2. GENERAL REGULATIONS (Cont'd)

2.3 Obligation of the Customer (Cont'd)

2.3.5 Balance

All signals for transmission over the FIA provided under this tariff shall be delivered by the customer balanced to ground except for ground start and duplex (DX), McCulloh-loop (alarm system) type signaling, and dc telegraph transmission at speeds of 75 baud or less.

2.3.6 Design of Customer Services

Subject to the provisions of 2.1.7, the customer shall be solely responsible at its expense for the overall design of its services. The customer shall be responsible at its own expense, for any redesigning or rearrangement of its services which may be required because of changes in FIA, operations or procedures of the Telephone Company, minimum network protection criteria or operating or maintenance characteristics of the FIA.

2.3.7 References to Telephone Company

The customer may advise its end users that certain FIA are provided by the Telephone Company in connection with the service the customer furnishes to its end user; however, the customer shall not represent that the Telephone Company jointly participates in the customer's services.

2.3.8 Claims and Demands for Damages

- (A) With respect to claims of patent infringement made by third persons, the customer shall defend, indemnify, protect and save harmless the Telephone Company from and against all claims arising out of the combining with, or use in connection with, the FIA provided under this tariff, any circuit, apparatus, system or method provided by the customer, the IC or its end users.
- (B) The customer shall defend, indemnify and save harmless the Telephone Company from and against suits, claims, and demands by third persons arising out of the construction, installation, operation, maintenance, or removal of the customer's circuits, facilities, or equipment connected to the Telephone Company's FIA provided under this tariff including, without limitation, Workmen's Compensation claims, actions for infringement of copyright and/or unauthorized use of program material, libel and slander actions based on the content of communications transmitted over the customer's circuits, facilities or equipment, and proceedings to recover taxes, fines, or penalties for failure of the customer to obtain or maintain in effect any necessary certificates, permits, licenses or other authority to acquire or operate the FIA provided under this tariff; provided, however, the foregoing indemnification shall not apply to suits, claims, and demands to recover damages for damage to property, death, or personal injury unless such suits, claims or demands are based on the tortuous conduct of the customer, its officers, agents or employees.

(This page filed under Transmittal No. 1)

Chief Financial Officer
Tekken Street, Susupe, Saipan, MP 96950

FACILITIES FOR INTERSTATE ACCESS

2. GENERAL REGULATIONS (Cont'd)2.3 Obligation of the Customer (Cont'd)2.3.9 Coordination With Respect to Network Contingencies

The customer shall, in cooperation with the Telephone Company, coordinate in planning the actions to be taken to maintain maximum network capability following natural or man-made disasters which affect telecommunications services.

2.4 Payment Arrangements and Credit Allowances2.4.1 Payment of Charges and Deposits

- (A) The Telephone Company may, in order to safeguard its interests, require a customer, which has a proven history of late payments to the Telephone Company or does not have established credit, to make a deposit prior to or at any time after the provision of the FIA to the customer to be held by the Telephone Company as a guarantee of the payment of rates and charges. The Telephone Company will notify the customer of a deposit requirement by Overnight Delivery. The customer will be required to make payment of such deposit prior to the provision of service in those cases where the customer has not established credit with the Telephone Company, or otherwise within fifteen (15) business days of such notice. Such notice to start the day after the notice is sent by Overnight Delivery. No such deposit will be required of a customer which is a successor of a company which has established credit and has no history of late payments to the Telephone Company.

A deposit may not exceed the actual or estimated rates and charges for the FIA for a two month period. The fact that a deposit has been made in no way relieves the customer from complying with the Telephone Company's regulations as to the prompt payment of bills.

At such time as the provision of the FIA to the customer is terminated, the amount of the deposit will be credited to the customer's account and any credit balance which may remain will be refunded. After the customer has established a one year prompt payment record, such a deposit will be refunded or credited to the customer account at any time prior to the termination of the provision of the FIA to the customer.

In case of a cash deposit, for the period the deposit is held by the Telephone Company, the customer will receive simple annual interest at the percentage rate specified in the Telephone Company General and/or Local Tariff.

- (B) Where the provision of FIA requires facilities that meet any of the conditions specified in Section 10, Special Construction charges will apply.

(This page filed under Transmittal No. 1)

Chief Financial Officer
Tekken Street, Susupe, Saipan, MP 96950

FACILITIES FOR INTERSTATE ACCESS

2. GENERAL REGULATIONS (Cont'd)2.4 Payment Arrangements and Credit Allowances (Cont'd)2.4.1 Payment of Charges and Deposits (Cont'd)

- (C) The Telephone Company shall bill FIA services on a current basis for (a) all charges incurred, (b) applicable taxes, and (c) credits due the customer.

- Switched Access (except for the Entrance Facility, Direct-Trunked Transport and Multiplexing elements), Ancillary and Miscellaneous services shall be billed in arrears.
- Special Access, Switched Access Entrance Facility, Direct-Trunked Transport and Multiplexing elements shall be billed in advance except for the charges and credits associated with the initial or final bills. The initial bill will also include charges for the actual period of service up to, but not including, the bill date. The unused portion of the FIA already billed will be credited on the final bill.

The customer will receive its bill in; 1) a paper format, 2) a paper format bill summary with a magnetic tape to provide the detailed information of the bill, 3) magnetic tape only, or 4) via electronic transmission. Such bills are due when rendered regardless of the media utilized. Adjustments for the quantities of FIA established or discontinued in any billing period beyond the minimum period in 2.4.2 will be prorated to the number of days based on a 30 day month. The Telephone Company will, upon request and if available, furnish such detailed information as may reasonably be required for verification of any bill.

- (D) All bills to the customer are due 31 days (payment date) after the bill date or by the next bill date (i.e., same date in the following month as the bill date), whichever is the shortest interval. In the event the customer does not remit payment in immediately available funds by the payment date, the FIA may be discontinued as specified in 2.1.8.

- (1) If the entire amount billed is not received by the Telephone Company in immediately available funds by the payment date, an additional charge (late payment charge) equal to 1/365th of the percentage rate for deposit interest as that in 2.4.1(A) of the unpaid balance will be applied for each day or portion thereof that an outstanding balance remains.

If such payment date would cause payment to be due on a Saturday, Sunday or Holiday (i.e., New Year's Day, Independence Day, Labor Day, Thanksgiving Day, Christmas Day, the second Tuesday in November and a day when Washington's Birthday, Memorial Day or Columbus Day is legally observed), payment for such bills will be due from the customer as follows:

- If such payment date falls on a Saturday or on a Holiday which is observed on Tuesday, Wednesday, Thursday or Friday, the payment date shall be the last non-Holiday day preceding such Saturday or Holiday.
- If such payment date falls on a Sunday or on a Holiday which is observed on a Monday, the payment date shall be the first non-Holiday day following such Sunday or Holiday.

(This page filed under Transmittal No. 1)

Chief Financial Officer
Tekken Street, Susupe, Saipan, MP 96950

FACILITIES FOR INTERSTATE ACCESS

2. GENERAL REGULATIONS (Cont'd)

2.4 Payment Arrangements and Credit Allowances (Cont'd)

2.4.1 Payment of Charges and Deposits (Cont'd)

(D) (Cont'd)

- (2) In the event of a billing dispute, the customer must submit a documented claim for the disputed amount. A good faith dispute requires the customer to provide a written claim to the Telephone Company. Instructions for submitting a dispute can be obtained by calling the billing inquiry number shown on the customer's bill, or, by accessing the Telephone Company website also shown on the customer's bill. Such claim must identify in detail the basis for the dispute, and if the customer withholds disputed amounts, it must identify the account number under which the bill has been rendered, the date of the bill and the specific items on the bill being disputed, to permit the Telephone Company to investigate the merits of the dispute.

If the customer pays the bill in full by the payment due date, and later initiates a billing dispute within ninety days of the payment due date, penalty interest may be applicable.

- If the billing dispute is resolved in favor of the customer, the customer shall receive a credit from the Telephone Company equal to the disputed amount resolved in the customer's favor times the percentage rate in (1) above. This percentage credit amount will apply from the date of the customer's payment through the date on which the credit is posted to the customer's account.

If the dispute is resolved in favor of the Telephone Company, neither a late payment charge nor a penalty interest charge is applicable.

- (3) If the customer pays the bill in full by the payment due date, and later initiates a billing dispute after ninety days of the payment due date, penalty interest may be applicable.

- If the billing dispute is resolved in favor of the customer, the customer shall receive a credit from the Telephone Company equal to the disputed amount resolved in the customer's favor times the percentage rate in (1) above. This percentage credit amount will apply from the date of dispute through the date on which the credit is posted to the customer's account.

If the dispute is resolved in favor of the Telephone Company, neither a late payment charge nor a penalty interest charge is applicable.

- (4) Late Payment Charges applicable to End User FIA, described in Section 13, are those in the Telephone Company General and/or Local Tariffs.

(This page filed under Transmittal No. 1)

Chief Financial Officer
Tekken Street, Susupe, Saipan, MP 96950

FACILITIES FOR INTERSTATE ACCESS

2. GENERAL REGULATIONS (Cont'd)

2.4 Payment Arrangements and Credit Allowances (Cont'd)

2.4.2 Minimum Periods

- (A) The minimum periods for which FIA are provided and which rates and charges are applicable are in 3.2.4.
- (B) The minimum periods for which FIA are provided and which rates and charges are applicable for Specialized FIA or Arrangements provided on an Individual Case Basis, as in Section 7 are established with the individual case filing.
- (C) For discontinuances of FIA with a one month minimum period, all applicable charges for the one month period will apply. In instances where the minimum period is greater than one month, however, the charge will be the lesser of the Telephone Company's non-recoverable costs less the net salvage value for the discontinued service of the minimum period charges.

2.4.3 Cancellation of an ASR

Provisions for the cancellation of an ASR are in 3.2.6.

(This page filed under Transmittal No. 1)

Chief Financial Officer
Tekken Street, Susupe, Saipan, MP 96950

FACILITIES FOR INTERSTATE ACCESS

2. GENERAL REGULATIONS (Cont'd)2.4 Payment Arrangements and Credit Allowances (Cont'd)2.4.4 Credit Allowance for FIA Interruptions(A) General

A FIA is interrupted when it becomes unusable to the customer because of a failure of a component used to furnish FIA under this tariff, or when the service is preempted as a result of invoking NSEP Treatment or when the application of protective controls interrupt all transmission paths as set forth in 4.2.9 following. An interruption period starts when Telephone Company personnel become aware that the FIA is inoperative.

The credit allowance(s) for an interruption or for a series of interruptions will be computed based upon the billing method which applies to the service being credited. In no case will the credit allowance for service interruptions exceed the applicable charges for the billing period during which the interruption occurred.

A credit allowance for any FIA service will apply for the period specified as follows:

- (1) For Special Access services other than Program Audio, Videoband and Expanded Interconnection, and for Switched Access Entrance Facilities, Direct-Trunked Transport and Multiplexing services a credit allowance will be made for an interruption period of 30 minutes or more. The allowance will be calculated at the rate of 1/1440 of the monthly charge for the portion of the FIA affected, for each 30 minutes or major fraction thereof that the interruption continues. A major fraction is considered to be sixteen minutes or more beyond the 30 minute period.
- (2) For Program Audio and Videoband Special Access services, a credit allowance will be made for an interruption of 30 seconds or more. Two or more such interruptions occurring during a period of 5 consecutive minutes shall be considered as one interruption. The allowance will be calculated as follows:
 - (a) For Program Audio Service provided at monthly rates, the credit will be at the rate of 1/8640 of the monthly service rate.
 - (b) For Program Audio Service provided at daily rates, the credit will be at the rate of 1/288 of the daily rate.
 - (c) For Temporary Videoband Service provided at hourly rates, the credit will be at 1/12 of the hourly rate.
- (3) Except as noted, all Special Access Services will be eligible for a credit allowance for each occurrence of a service interruption period greater than 30 minutes. The maximum credit allowance will be \$200.00 for each out of service condition within the Telephone Company's facilities and will not exceed the monthly charge for the interrupted service. The credit allowance will not be applied more than once per calendar month. This credit allowance is applicable in all jurisdictions. The credit allowance is in addition to the credit allowance in 2.4.4(A)(1) and 2.4.4(A)(2). A credit allowance will not be extended in accordance with conditions in 2.1.3(G) and 2.4.4(B) for repair of Telephone Company owned facilities.

The exceptions to this credit allowance are, Part-time Program Audio Service in 5.2.2 and Individual Case Basis Services in 5.8.

(This page filed under Transmittal No. 1)

Chief Financial Officer
Tekken Street, Susupe, Saipan, MP 96950

FACILITIES FOR INTERSTATE ACCESS

2. GENERAL REGULATIONS (Cont'd)

2.4 Payment Arrangements and Credit Allowances (Cont'd)

2.4.4 Credit Allowance for FIA Interruptions (Cont'd)

(A) General (Cont'd)

- (4) For Switched Access service, billed using assumed minutes of use, a credit allowance will be made for an interruption of 24 hours or more. The credit allowance will be calculated at 1/30 of the assumed minutes of use charge for each 24 hours or major fraction thereof that the interruption continues. A major fraction is considered to be 13 hours. No credit will be given where Switched Access billing is based on actual usage.

- (5) For Switched Access service interrupted by an NXX isolation a credit will be given the billed customer of record utilizing the following formula:

$$300 \text{ Minutes of Use} \times \text{the appropriate switched access rate} \times \text{the number of trunks out of service} = \text{the credit allowance}$$

NXX isolation is defined as a situation whereby a customer in an NPA-NXX is unable to originate a call to the carrier network and/ or receive a call from the carrier network.

The credit will apply when an out of service condition of 30 minutes or more occurs within the Telephone Company's switched facilities. The credit allowance will not be applied more than once per calendar month. A credit allowance will not be extended in accordance with conditions in 2.1.3(G) and 2.4.4(B) for repair of Telephone Company owned facilities.

- (6) Switched Access Service Entrance Facilities, Direct-Trunked Transport and Multiplexing will be eligible for a credit allowance for each occurrence of a service interruption period greater than 30 minutes. The maximum credit allowance will be \$200.00 for each out of service condition within the Telephone Company's facilities. The credit allowance will not exceed the monthly charge for the interrupted service and will not be applied more than once per calendar month. This credit allowance is applicable in all jurisdictions. A credit allowance will not be extended in accordance with conditions in 2.1.3(G) and 2.4.4(B) for repair of Telephone Company owned facilities.

(This page filed under Transmittal No. 1)

Chief Financial Officer
Tekken Street, Susupe, Saipan, MP 96950

FACILITIES FOR INTERSTATE ACCESS

2. GENERAL REGULATIONS (Cont'd)

2.4 Payment Arrangements and Credit Allowances (Cont'd)

2.4.4 Credit Allowance for FIA Interruptions (Cont'd)

(A) General (Cont'd)

- (7) An out of service credit will apply for the following Optical Networking rate elements, where applicable, should the service be interrupted due to the Telephone Company's system's failure to switch to protected electronics and/or facilities within one (1) second in those locations connected to the Telephone Company surveillance system unless such interruptions are a result of conditions outside the Telephone Company's control:

- Shared Ring Connect
- Ring Connect
- LAN-wide Premium Transport
- Ring-per-mile Transport
- ON-net Banded Optical Transport provisioned via ring topology
- Custom Connect configured via a ring topology

Credit will be predicated on information provided by the Telephone Company's and the customer's network surveillance systems associated with this service arrangement. The Telephone Company and the customer shall each have the opportunity to perform an annual inspection of the other party's network surveillance system to confirm its accuracy. The out-of-service credit will be calculated based on the monthly rate element charges of that portion of the inter-office network rendered inoperative. A maximum limit of one months recurring charge per rate element will be allotted for an interruption or series of interruptions within any one billing period.

The credit allowance for all other Optical Networking access services will be as shown in 2.4.4(1) and (3).

(This page filed under Transmittal No. 1)

Chief Financial Officer
Tekken Street, Susupe, Saipan, MP 96950

FACILITIES FOR INTERSTATE ACCESS

2. GENERAL REGULATIONS (Cont'd)

2.4 Payment Arrangements and Credit Allowances (Cont'd)

2.4.4 Credit Allowance for FIA Interruptions (Cont'd)

(B) When Credit Allowance Does Not Apply

No credit allowance will be made for:

- (1) Interruptions caused by the negligence of the customer.
- (2) Interruptions of a FIA due to the failure of equipment or systems provided by the customer or others.
- (3) Interruptions of a FIA during any period in which the Telephone Company is not afforded access to the premises where the FIA is terminated.
- (4) Interruptions of a FIA during an agreed upon period when the customer has released a FIA to the Telephone Company for maintenance purposes, to make rearrangements, or for the implementation of an ASR for a change in the FIA. Should the maintenance, rearrangement, or ASR implementation interruption period extend beyond the agreed upon period, credit allowance will apply.
- (5) Interruptions of a FIA which continue because of the failure of the customer to authorize replacement of any element of Special Construction, as set forth in Section 10 following. The period for which no credit allowance is made begins on the seventh day after the Telephone Company's written notification to the customer of the need for such replacement and ends on the day after receipt of the customer's written authorization for such replacement.
- (6) Periods when the customer elects not to release the FIA for testing and/or repair and continues to use it on an impaired basis.
- (7) An interruption or a group of interruptions, resulting from a common cause, for amounts less than one dollar.

(C) Use of an Alternative Service Provided by the Telephone Company

Should the customer elect to use an alternative service provided by the Telephone Company during the period that a FIA is interrupted, the customer must pay the tariffed rates and charges for the alternative service used.

(D) Temporary Surrender of a FIA

In certain instances, the customer may be requested to surrender a FIA for purposes other than maintenance, testing or activity relating to an ASR. If the customer consents, or in the instance of preemption under NSEP Treatment as set forth in Section 2.1.9 preceding, a credit allowance will be granted. The credit allowance will be determined in accordance with 2.4.4(A) preceding.

(This page filed under Transmittal No. 1)

Chief Financial Officer
Tekken Street, Susupe, Saipan, MP 96950

FACILITIES FOR INTERSTATE ACCESS

2. GENERAL REGULATIONS (Cont'd)2.4 Payment Arrangements and Credit Allowances (Cont'd)2.4.5 Performance Commitment Program

All refunds under the Performance Commitment Program will be provided as a credit adjustment to the customer's bill.

(A) Performance Commitment Program - Provisioning

The Telephone Company assures that orders for FIA will be installed and available for customer use no later than the Service Date as referenced in Section 3.2.1, Service Date Intervals. The failure of the Telephone Company to meet the service date of an order will result in the refund of all NRCs associated with that order. The Telephone Company's liability for failure to meet this commitment is limited to the refund of the NRCs for the order associated with the missed Service Date.

The Performance Commitment Program - Provisioning does not apply:

- 1) when failure to meet the Service Date occurs because of conditions listed in 2.1.3 (G) or due to actions of the customer.
- 2) to Special Construction as provided in Section 10.
- 3) when the Telephone Company is not the Access Service Coordination Exchange Carrier (ASC-EC) and the Service Date is not met by the LEC acting as ASC-EC for its portion of the service. See diagram below for indication of when the Telephone Company NRC refund will apply:

	ASC-EC	Another LEC ASC-EC
MTC Misses Date	Refund applies	Refund applies
Another LEC Misses Date	Refund applies	Refund does not apply

- 5) to the Expedited Due Date as provided in Section 3.2.2(E).
- 6) to LAN Extension Service as provided in Section 5.6.16.

(B) Performance Commitment Program - IC Desired Due Date for PIC Installation

The Telephone Company assures that the IC Desired Due Date (ICDDD) for PIC Installation, as set forth in 6.4(D), will be provided as negotiated. The failure of the Telephone Company to meet the ICDDD will result in the refund, to the IC's end user/agent customer, of the Nonrecurring Charge for Primary Interexchange Carrier, as set forth in 6.4(E).

(This page filed under Transmittal No. 1)

Chief Financial Officer
Tekken Street, Susupe, Saipan, MP 96950

FACILITIES FOR INTERSTATE ACCESS

2. GENERAL REGULATIONS (Cont'd)

2.5 Connections

2.5.1 General

Equipment and systems (i.e., terminal equipment, multiline terminating systems, and communications systems) may be connected with Switched and Special Access furnished by the Telephone Company where such connection or interconnection is made in accordance with the provisions specified in the NECA Technical Reference Publication AS No. 1 and in 2.1 preceding.

2.5.2 Standard Access Service Connections

Access services are provided by means of wire, fiber optics, radio or any other suitable technology or a combination thereof. Special Access service connections are made directly or through a Telephone Company hub where bridging or multiplexing functions are performed. These connections can either be analog or digital.

(This page filed under Transmittal No. 1)

Chief Financial Officer
Tekken Street, Susupe, Saipan, MP 96950

FACILITIES FOR INTERSTATE ACCESS

2. GENERAL REGULATIONS (Cont'd)2.6 Definitions

Certain terms used herein are defined as follows:

Access Area

The term "Access Area" denotes a specific calling area containing those customers served by one or more Central Offices associated with the various Switched Access provisions offered under this tariff. The size and configuration of the Access Area a customer obtains is dependent upon the Feature Group type and the specific characteristics of the Central Office or Access Tandem office to which the connection is made.

Access Code

The term "Access Code" applies to Switched Access Service. It denotes a uniform seven digit code dialed by an end user to access an Interexchange Carrier's facilities. The Carrier Access Code (CAC) has the form 101XXXX and the Carrier Identification Code (CIC) has the form 950-XXXX.

Access Group

The term "Access Group" denotes a grouping of lines or trunks used to establish a connection between switching systems. Each grouping of lines or trunks is traffic engineered as a unit with each of the individual members of the group having identical characteristics and being interchangeable with any other member of the group.

Access Minutes

The term "Access Minutes" denotes that usage of exchange facilities in interstate or foreign service for the purpose of calculating chargeable usage. On the originating end of an interstate or foreign call, usage is measured from the time the originating End User's call is delivered by the Telephone Company to and acknowledged as received by the customer's facilities connected with the originating exchange. On the terminating end of an interstate or foreign call, usage is measured from the time the call is received by the End User in the terminating exchange. Timing of usage at both originating and terminating ends of an interstate or foreign call shall terminate when the calling or called party disconnects, whichever event is recognized first in the originating and terminating end exchanges, as applicable. For the calculation of total minutes, seconds are totaled and converted to minutes before rounding occurs. Remainder seconds greater than 29 are rounded to a minute.

Access Service Request

The term "Access Service Request" (ASR) denotes a document (i.e., order) used by the Telephone Company to process a customer's request for Access Services as offered throughout this tariff.

Access Tandem

The term "Access Tandem" denotes a telephone company switching system that provides a traffic concentration and distribution function for inter-LATA traffic originating from or terminating at end offices in the access area.

Add/Drop Multiplexing

The term "Add/Drop Multiplexing" denotes a multiplexing function that allows lower level signals to be added or dropped with the remaining traffic continuing through the network.

(This page filed under Transmittal No. 1)

Chief Financial Officer
Tekken Street, Susupe, Saipan, MP 96950

Issued: January 3, 2012

FACILITIES FOR INTERSTATE ACCESS

2. GENERAL REGULATIONS (Cont'd)

2.6 Definitions (Cont'd)

Agent

The term "Agent" as used in Section 6 of this tariff, is defined as that person or entity that the Telephone Company acknowledges as controlling decisions pertaining to Pay telephone Service or, that person or entity duly authorized to act in that capacity by the physical owner of the premises.

Aggregator

The term "Aggregator" denotes any individual, partnership, association, joint-stock company, trust or corporation that, in the ordinary course of its operations, makes telephones available to the public or to transient users of its premises, for interstate telephone calls using a provider of operator services.

Alternate Billing Service

The term "Alternate Billing Service (ABS)" denotes the ability of the end user to bill calls to an account not necessarily associated with the originating line, including calling card, collect and third number billing.

Answer/Disconnect Supervision

The term "Answer/Disconnect Supervision" denotes the transmission of the switch trunk equipment supervisory signal (off-hook or on-hook) to the CDL for terminating calls to the Telephone Company end office as an indication that the called party has answered or disconnected.

Attempt

The term "Attempt" denotes a call in the originating direction from an end user to the CDL which is completed (answered) or not completed (not answered) and a call in the terminating direction from the CDL to a customer which is completed (Answered) or not completed (not answered).

Attenuation Distortion

The term "Attenuation Distortion" denotes the difference in loss at specified Frequencies relative to the loss at 1004 Hz.

Automatic Number Identification (ANI)

The term "Automatic Number Identification" denotes the Multi-Frequency (MF) signaling parameter that identifies the billing number of the calling party.

(N)
|
(N)

(This page filed under Transmittal No. 12)

Chief Financial Officer
Tekken Street, Susupe, Saipan, MP 96950

FACILITIES FOR INTERSTATE ACCESS

2. GENERAL REGULATIONS (Cont'd)

2.6 Definitions (Cont'd)

Balance (100-Type) Test Line

The term "Balance (100-Type) Test Line" denotes a standard feature of FGA, FGB, FGD, 800, 888 Access Service, BSA-A, BSA-B, and BSA-D and refers to the end office termination provided for balance and noise testing. The termination provides off-hook supervision to the calling end, and terminates the line or trunk in a resistive and capacitive arrangement which simulates the characteristic impedance of the end office.

Basic Service Element

The term "Basic Service Element (BSE)" denotes an unbundled service option available only with Basic Serving Arrangements.

Basic Serving Arrangement

The term "Basic Serving Arrangement (BSA)" denotes a category of Switched Access Service differentiated by technical characteristics, e.g., line side versus trunk side connection at the Telephone Company's first point of switching.

BHMC

See Busy Hour Minutes of Capacity.

Billed Number Screening

The term "Billed Number Screening (BNS)" denotes the process of utilizing a line information data base to determine billing number acceptance for collect and third number calls and to perform public telephone line number checks to prevent the alternate billing of calls to public coin telephone lines.

Bit

The term "Bit" denotes the smallest unit of information in the binary system of notation.

Bridging

The term "Bridging" denotes the connection of one or more circuits in parallel with another circuit without interrupting the continuity of the first circuit.

Bridging Wire Center

The term "Bridging Wire Center" denotes the telephone company designated wire center in which bridging is accomplished.

Business Day

The term "Business Day" denotes the times of day that a company is open for business. Generally, in the business community, these are 8:00 or 9:00 a.m. to 5:00 or 6:00 p.m., respectively, with an hour for lunch, Monday through Friday, resulting in a standard forty (40) hour work week.

(This page filed under Transmittal No. 1)

Chief Financial Officer
Tekken Street, Susupe, Saipan, MP 96950

FACILITIES FOR INTERSTATE ACCESS

2. GENERAL REGULATIONS (Cont'd)

2.6 Definitions (Cont'd)

Busy Hour Minutes of Capacity

The term "Busy Hour Minutes of Capacity" (BHMC) denotes the trunk group usage load consisting of the average usage load for the busy season.

Busy Season

The term "Busy Season" denotes the four consecutive weeks of the calendar year having the highest daily busiest hour traffic load based on a five day week. Normally the five-day week consists of Monday through Friday. Where weekend traffic is greater than weekday traffic, one or both weekend days may be used as a substitute for a weekday as long as a consistent five-day week is maintained for the four consecutive weeks.

Byte

The term "Byte" denotes a sequence or group of eight bits that represents one character.

Carrier Identification Code

The term "Carrier Identification Code" (CIC) denotes the uniform access code associated with a specific Interexchange Carrier.

Carrier Identification Parameter

The term "Carrier Identification Parameter" (CIP) denotes a field in the SS7 Initial Address Message (IAM) that identifies and transmits CIC information in a forward direction to an IC customer.

C-Conditioning

The term "C-Conditioning" denotes a telephone company special treatment of the transmission path in order to control attenuation and envelope delay distortion.

C-Message Noise

The term "C-Message Noise" denotes the frequency weighted average noise within an idle voice circuit. The frequency weighting, called C-message, is used to simulate the frequency characteristic of the 500-type telephone set and the hearing of the average subscriber.

C-Notched Noise

The term "C-Notched Noise" denotes the frequency weighted noise on a voice circuit with a holding tone, which is removed at the measuring end through a notch (very narrow band) filter.

(This page filed under Transmittal No. 1)

Chief Financial Officer
Tekken Street, Susupe, Saipan, MP 96950

Issued: January 3, 2012

FACILITIES FOR INTERSTATE ACCESS

2. GENERAL REGULATIONS (Cont'd)

2.6 Definitions (Cont'd)

CCS

The term "CCS" denotes a hundred call-seconds which is a standard unit of traffic load that is equal to 100 seconds of usage or capacity of a group of lines or trunks.

Call

The term "Call" denotes a communication including an off-hook signal and routing information initiated at the originating location and completed to a terminating location.

Calling Party Number (CPN)

The term "Calling Party Number" denotes the SS7 signaling parameter that identifies the subscriber line number or directory number of the calling party.

(N)
|
(N)

Call Branding

Call Branding is the act of providing customer identification, audibly and distinctly, to the caller at the beginning of a Preferred Directory Assistance call.

Cellular Mobile Carrier (CMC)

The term "Cellular Mobile Carrier (CMC)" denotes a Common Carrier authorized by the Federal Communications Commission to provide cellular mobile radio telecommunications services.

Central Office

The term "Central Office" denotes a telephone company local switching system where telephone company local service subscriber station loops are terminated for purposes of interconnection to each other and to trunks.

Central Office Loop Around Test Line

The term "Central Office Loop Around Test Line" denotes equipment in the Telephone Company's end office which provides a means for making two-way transmission tests for Switched Access services. These transmission tests are normally for the measurement of level and noise tests. This arrangement has two terminations, each reached by means of a separate seven digit number.

Central Office Prefix

The term "Central Office Prefix" denotes the first three digits (NXX) of the telephone number assigned to a telephone company subscriber's local service.

Centralized Automatic Reporting on Trunks (CAROT) Testing

The term "Centralized Automatic Reporting on Trunks (CAROT) Testing" denotes a type of testing which includes the capacity for measuring the 1000 Hz loss, C-message weighted noise, C-notched noise, loss slope, and the provision of a balance termination.

Channelize

The term "Channelize" denotes the process of multiplexing demultiplexing circuits using analog or digital techniques.

(This page filed under Transmittal No. 12)

Chief Financial Officer
Tekken Street, Susupe, Saipan, MP 96950

Issued: January 3, 2012

FACILITIES FOR INTERSTATE ACCESS

2. GENERAL REGULATIONS (Cont'd)

2.6 Definitions (Cont'd)

Charge Number

The term "Charge Number" denotes the SS7 signaling parameter that identifies the billing telephone number of the calling party.

(N)
|
(N)

Circuit

The term "Circuit" denotes an electrical or photonic, in the case of fiber optic based transmission systems, communications path between two or more points of termination.

Circuit Code

The term "Circuit Code" denotes the service class routing of an SS7 call that indicates the interexchange carrier trunk group to which the traffic will be routed (e.g., 0+, 0-, 500, 900, etc.).

Common Line

The term "Common Line" denotes a line, trunk, coin line or other facility provided under the Telephone Company General and/or Local Tariffs, terminated on a Central Office switch. A Common Line - Residence is a line or trunk provided under the residence regulations of the Telephone Company General and/or Local Tariffs. A Common Line - Business is a line or trunk provided under the business regulations of the Telephone Company General and/or Local Tariffs. A coin line is a line provided under the public and/or semi-public service regulations of the Telephone Company General and/or Local Tariffs.

Communications System

The term "Communications System" denotes circuits and other facilities which are capable of communications between terminal equipment provided by other than the Telephone Company or Telephone Company stations.

Concatenated

The term "Concatenated" denotes the linking together of various data structures, e.g., two bandwidths joined to form a single bandwidth.

Confirmed ASR

The term "Confirmed ASR" denotes a customer's ASR for a) Switched Access FIA which the Telephone Company has processed with the Engineering Department to confirm for the customer and the Telephone Company the availability of facilities and/or equipment, and b) Special Access FIA for which the Telephone Company confirms to the customer that the established due date can be met. The date the ASR is confirmed, the standard service date interval commences.

Confirming Design Layout Report Date

The term "Confirming Design Layout Report (CDLR) Date" identifies the date that the Telephone Company is scheduled to receive confirmation that the Design Layout Report provided by the Telephone Company for a confirmed ASR is acceptable.

(This page filed under Transmittal No. 12)

Chief Financial Officer
Tekken Street, Susupe, Saipan, MP 96950

Issued: January 3, 2012

FACILITIES FOR INTERSTATE ACCESS

2. GENERAL REGULATIONS (Cont'd)

2.6 Definitions (Cont'd)

Connecting Facility Assignment

The term "Connecting Facility Assignment" denotes the identification of a channel or circuit to be used from a high capacity facility.

Conventional Signaling

The term "Conventional Signaling" denotes the inter-machine signaling system which has been traditionally used in North America for the purpose of transmitting the called number's address digits from the originating end office to the switching machine which will terminate the call. In this system, all of the dialed digits are received by the originating switching machine, a path is selected, and the sequence of supervisory signals and outpulsed digits is initiated. No overlap outpulsing, ten-digit ANI, ANI information digits, or acknowledgement wink are included in this signaling sequence.

Customer

The term "Customer" denotes any individual, partnership, association, joint-stock company, trust, corporation, or governmental entity or any other entity which subscribes to the services offered under this tariff, including but not limited to End Users, Interexchange Carriers (ICs) and other telecommunications carriers or providers originating and terminating Toll VoIP-PSTN Traffic.

(C)
|
(C)

Customer Designated Location

The term "Customer Designated Location" (CDL) denotes a location specified by the customer for the purpose of terminating FIA services. The Telephone Company must have access to the location to perform installation, testing, and maintenance functions. The customer may or may not have access to the location. CDLs include locations such as customer premises, end user premises, customer repeater stations, customer microwave towers, a Telephone Company's first point of switching, some other point where Telephone Company testing can occur, etc. A CDL may be designated by the customer for Switched Access, Special Access, or both in combination. Telephone Company Switched and Special Access Services may be interconnected to such customer equipment using Cross Connect arrangements as described in Section 4.5.3 and Section 5.1.1(D), respectively.

(This page filed under Transmittal No. 12)

Chief Financial Officer
Tekken Street, Susupe, Saipan, MP 96950

FACILITIES FOR INTERSTATE ACCESS

2. GENERAL REGULATIONS (Cont'd)

2.6 Definitions (Cont'd)

D-Conditioning

The term "D-Conditioning" denotes a Telephone Company special treatment of the transmission path in order to control C-notched noise and intermodulation distortion.

Daily Busiest Hour

The term "Daily Busiest Hour" denotes the highest usage hour for each day with the reading taken on the clock hour or half hour. The clock hour or half hour selection varies from day to day, depending upon the usage measured. The Daily Busiest Hour is also known as the Bouncing Busy Hour.

Data Transmission (107-Type) Test Line

The term "Data Transmission (107-Type) Test Line" denotes an arrangement which provides for the connection to a signal source which provides test signals for one-way testing of data and voice transmission parameters.

Drop Cable

A facility provided by the Telephone Company which connects the broadband feeder cable to the premises of the customer's subscribers for the purposes of Video Channel Services.

Dual Tone Multifrequency Address Signaling

The term "Dual Tone Multifrequency (DTMF) Address Signaling" denotes a type of signaling that is an optional feature of FGA and BSA-A. It may be utilized when FGA or BSA-A is being used in the terminating direction. An office arranged for signaling would expect to receive address signals from the IC in the form of DTMF format.

Echo Path Loss

The term "Echo Path Loss" denotes the measure of reflected signal at a four-wire interface without regard to the send and receive Transmission Level Point (TLP).

Echo Return Loss

The term "Echo Return Loss" denotes a frequency weighted measure of return loss over the middle of the voiceband (approximately 500 to 2500 Hz) where talker echo is most annoying.

(This page filed under Transmittal No. 1)

Chief Financial Officer
Tekken Street, Susupe, Saipan, MP 96950

FACILITIES FOR INTERSTATE ACCESS

2. GENERAL REGULATIONS (Cont'd)

2.6 Definitions (Cont'd)

End Office Switch

The term "End Office Switch" denotes a Telephone Company local switching system located in a wire center where Telephone Company local service subscriber station loops are terminated for purposes of originating and terminating traffic to or from a customer.

End User

The term "End User" means any customer of an interstate or foreign telecommunications service that is not a carrier, except that a carrier, other than the Telephone Company, shall be deemed to be an "end user" to the extent that such carrier uses a telecommunications service for administrative purposes, and a person or entity that offers telecommunications services exclusively as a reseller shall be deemed to be an "end user" if all resale transmissions offered by such reseller originate on the premises of such reseller (e.g., hotels, motels and shared tenant services).

Engineering Review

The term "Engineering Review" denotes the examination of an ASR with a customer requested change to determine if a design change is required. It includes, but is not limited to, the review for possible change requirements in equipment, interfaces, circuit configurations, engineering records, and billing.

Entry Switch

See First Point of Switching.

Excess Capacity

The term "Excess Capacity" denotes a quantity of FIA requested by the customer which is greater than that which the Telephone Company would construct to fulfill the customer's ASR.

Exchange

The term "Exchange" denotes a unit generally smaller than a Local Access and Transport Area (LATA), established by the Telephone Company for the administration of communications service in a specified area which usually embraces a city, town or village and its environs. It consists of one or more central offices together with the associated facilities used in furnishing communications service within that area. One or more designated exchanges comprise a given LATA.

Exchange Access Signaling

The term "Exchange Access Signaling" denotes the signaling system used by equal access end offices to transmit originating information and address digits to the customer's premises and includes the means of verifying the receipt of these address digits. Features of this system include overlap outpulsing (in suitably equipped end offices), identification of the type of call, identification of the ten-digit telephone number of the calling party, and acknowledgement wink supervisory signals.

(This page filed under Transmittal No. 1)

Chief Financial Officer
Tekken Street, Susupe, Saipan, MP 96950

FACILITIES FOR INTERSTATE ACCESS

2. GENERAL REGULATIONS (Cont'd)

2.6 Definitions (Cont'd)

Existing Suitable Space

The term "Existing Suitable Space" denotes a space in which ac/dc power, heat and air conditioning, battery and generator back-up power, and other requirements necessary for provision of wire center or access tandem equipment currently exists.

Exit Message

The term "Exit Message" denotes an SS7 message sent to an end office by the Telephone Company tandem switch to mark the connect time when the Telephone Company's tandem switch sends an Initial Address Message to a customer.

Extended Area Service

The term "Extended Area Service" (EAS) denotes an arrangement whereby a customer in one exchange can call a local number in another exchange that is part of the extended area without paying a toll charge.

Extensible Markup Language (XML)

The term "Extensible Markup Language" (XML) denotes a simple, very flexible text format that is used in the exchange of a wide variety of data on the Web and elsewhere.

Facility

The term facility denotes generically the various transmission media used for the transmission of telecommunication services. This includes, but is not limited to, cable (copper pair, coaxial, and fiber optic) and microwave radio equipment.

Firm Order Confirmation Date

The term "Firm Order Confirmation (FOC) Date" denotes the date that the Telephone Company will provide the schedule of dates for the provisioning activities associated with the customer's request for service.

First Point of Switching

The term "First Point of Switching" denotes either the first telephone company location at which switching occurs on the terminating path of a call proceeding from the CDL to the terminating end office or the last telephone company location at which switching occurs on the originating path of a call proceeding from the originating end office to the CDL.

Flexible Automatic Number Identification (FLEX ANI)

The term "Flexible Automatic Number Identification" denotes an optional feature or Basic Service Element that provides additional values for the information indicator digits available with the ANI feature on originating calls. These additional digits identify the type of line that is originating the call for billing, screening and routing purposes.

(This page filed under Transmittal No. 1)

Chief Financial Officer
Tekken Street, Susupe, Saipan, MP 96950

FACILITIES FOR INTERSTATE ACCESS

2. GENERAL REGULATIONS (Cont'd)

2.6 Definitions (Cont'd)

Four-Wire to Two-Wire Conversion

The term "Four-Wire to Two-Wire Conversion" denotes an arrangement which converts a four-wire transmission path to a two-wire transmission path to allow a four-wire facility to terminate in a two-wire entity such as a central office switch trunk circuit or switching system.

Frame

The term "Frame" denotes a group of data bits, in a specific format, with a flag at either end to indicate the beginning and end of the frame. The defined format enables network equipment to recognize the meaning and purpose of specific bits.

Gateway Switch

The switch through which communication passes between public packet switched networks.

Geographically Aggregated Rate (GAR)

The term "Geographically Aggregated Rate" denotes a situation in which the rates and charges for a service offering, for which there is currently no demand, are developed based upon the aggregated revenue requirement and demand for more than one study area. Upon receipt of a request for service, the current geographically averaged rates will be redeveloped to include the new study area.

Example: Study areas A, B and C have been geographically aggregated. Geographically averaged rates for A and B were developed based upon their aggregated revenue requirement and demand, while Area C, marked "GAR", has no current demand. Should C receive a request for service, the current geographically averaged rates will be redeveloped to include C's revenue and demand. The redeveloped rates and charges will now be applicable to customers on A, B and C.

Ground Start Supervisory Signaling

The term "Ground Start Supervisory Signaling" denotes a type of signaling which provides for the application of ground on the tip side at the point of termination (assuming no signaling conversion has been provided by the Telephone Company) as an initial seizure signal before the application of ringing in the originating direction (towards the customer from the end office).

(This page filed under Transmittal No. 1)

Chief Financial Officer
Tekken Street, Susupe, Saipan, MP 96950

FACILITIES FOR INTERSTATE ACCESS

2. GENERAL REGULATIONS (Cont'd)

2.6 Definitions (Cont'd)

Head-End

The Telephone Company location where analog video and audio signals are received from the customer for transmission over the broadband distribution facilities to subscribers for the purposes of providing Video Channel Services.

Immediately Available Funds

The term "Immediately Available Funds" denotes a corporate or personal check drawn on a bank account and funds which are available for use by the receiving party on the same day on which they are received and includes U.S. Federal Reserve bank wire transfers, U.S. Federal Reserve notes (paper cash), U.S. coins, U.S. Postal Money Orders, and New York Certificates of Deposit.

Individual Case Basis

The term "Individual Case Basis" (ICB) denotes a condition where the regulations, if applicable, rates and charges for an offering under the provisions of this tariff are developed based on the circumstances in each case.

Information Service Provider

The term "Information Service Provider" denotes one who offers a capability for generating, acquiring, storing, transforming, processing, retrieving, utilizing, or making available information which may be conveyed via telecommunications, except that such service does not include (1) any use of any such capability for the management, control, or operation of a telecommunications system or the management of a telecommunications service, or (2) the provision of time, weather, and such other similar audio services that are offered.

(This page filed under Transmittal No. 1)

Chief Financial Officer
Tekken Street, Susupe, Saipan, MP 96950

Issued: January 3, 2012

FACILITIES FOR INTERSTATE ACCESS

2. GENERAL REGULATIONS (Cont'd)

2.6 Definitions (Cont'd)

Initial Address Message (IAM)

The term "Initial Address Message (IAM)" denotes an SS7 message sent in the forward direction to initiate trunk set up with the busying of an outgoing trunk which carries the information about that trunk along with other information relating to the routing and handling of the call to the next switch.

Installed Cost

The term "Installed Cost" denotes the total cost (estimated or actual) by the Telephone Company to provide facilities for the offered services.

Interconnection

The term "Interconnection" denotes the termination of a customer's basic transmission facilities, including optical terminating equipment and multiplexers at or near Telephone Company wire center or access tandem. Interconnection is provided as physical or virtual.

Interexchange Carrier (IC) or Interexchange Common Carrier

The terms "Interexchange Carrier" (IC) or "Interexchange Common Carrier" denote any individual, partnership, association, joint stock company, trust, governmental entity or corporation engaged for hire in interstate or foreign communication by wire or radio, between two or more LATAs.

Intermodulation Distortion

The term "Intermodulation Distortion" denotes a measure of the nonlinearity of a circuit. It is measured using four tones, and evaluating the ratios (in dBs) of the transmitted composite four-tone signal power to the second-order products of the tones (R2), and the third-order products of the tones (R3).

Internet Protocol Signaling

The term "Internet Protocol Signaling" denotes a packet data-oriented protocol used for communicating call signaling information.

(N)
|
(N)

Interstate Communications

The term "Interstate Communications" denotes both interstate and foreign communications.

(This page filed under Transmittal No. 12)

Chief Financial Officer
Tekken Street, Susupe, Saipan, MP 96950

Issued: June 16, 2021

FACILITIES FOR INTERSTATE ACCESS

2. GENERAL REGULATIONS (Cont'd)

2.6 Definitions (Cont'd)

Intrastate Communications

The term "Intrastate Communications" denotes any communications within a state subject to oversight by a state regulatory commission as provided by the laws of the state involved.

Joint Tandem Switched Transport

The term "Joint Tandem Switching Transport" is the rate element assessable for the transmission of originating toll free minutes. The rate element includes both the transport between the end office and the tandem switch and the tandem switching. It does not include transport of traffic over dedicated transport facilities between the serving wire center and the tandem switching office.

(N)
|
(N)

Kilosegment

The term "Kilosegment" denotes a unit of packet transmission defined as 64,000 bytes of data; one thousand segments.

Local Area Network (LAN)

A network permitting the interconnection and intercommunication of a group of computers, primarily for the sharing of resources such as data storage devices and printers.

Line

The term "Line" denotes a communications path connecting an end office switch with an end user's premises or a CDL for the provision for FGA or BSA-A.

Line Group

The term "Line Group" denotes a grouping of lines which are traffic engineered as a unit for the establishment of connections between end office switches and customers in which all of the communications paths are interchangeable.

Line Side Connection

The term "Line Side Connection" denotes a connection of a transmission path to the line side of an end office system.

Local Access and Transport Area

The term "Local Access and Transport Area" (LATA) denotes a geographic area for the provision and administration of communications service. It encompasses designated Access Areas which are grouped to serve common social, economic, and other purposes.

Logical Channel

The term "Logical Channel" denotes a communication channel which allows two-way simultaneous transmission of data packets through the network. No circuit capability is preassigned to a logical channel. Capacity is made available as the data is transmitted. Each virtual connection utilizes one logical channel.

(This page filed under Transmittal No. 43)

Chief Financial Officer
Tekken Street, Susupe, Saipan, MP 96950

FACILITIES FOR INTERSTATE ACCESS

2. GENERAL REGULATIONS (Cont'd)

2.6 Definitions (Cont'd)

Maximum Termination Liability

The term "Maximum Termination Liability" (MTL) denotes the maximum amount of money for which the customer is liable in the event all FIA ordered in a Special Construction case are discontinued before a specified period of time.

Maximum Termination Liability Period

The term "Maximum Termination Liability Period" denotes the length of time the customer is liable for a termination charge in the event specially constructed FIA are terminated. The MTL period is equal to the average account life of the FIA provided.

Metropolitan Statistical Area (MSA)

The term "Metropolitan Statistical Area (MSA)" denotes a prescribed geographic area comprised of Telephone Company Wire Centers which has been grouped together.

Mid Link

The term "Mid Link" denotes the Special Transport facilities between Hub Wire Centers where the circuit is bridged and/or where switching devices such as a loop transfer arrangement are located.

Milliwatt (102 Type) Test Line

The term "Milliwatt (102-Type) Test Line" denotes an arrangement in an end office which provides a 1004 Hz tone at 0 dBm0 for one-way transmission measurements towards the CDL from the Telephone Company end office.

Mobile Telephone Switching Office (MTSO)

The term "Mobile Telephone Switching Office (MTSO)" denotes a Cellular Mobile Carrier (CMC) switching facility that is used to originate or terminate calls on the CMC network, or originate or terminate calls between the CMC and the public switched telephone network.

(This page filed under Transmittal No. 1)

Chief Financial Officer
Tekken Street, Susupe, Saipan, MP 96950

Issued: January 3, 2012

FACILITIES FOR INTERSTATE ACCESS

2. GENERAL REGULATIONS (Cont'd)2.6 Definitions (Cont'd)Multicarrier Access Area

The term "Multicarrier Access Area" denotes an EAS for FGA and BSA-A or an area for FGB and BSA-B where FIA Services are provided by more than one telephone company in which a customer obtains access to an entire EAS or FGB or BSA-B area by obtaining a FGA or BSA-A, or FGB or BSA-B access tandem arrangement that connects its switch with the First Point of Switching of the Primary Exchange Carrier.

Multi-Frequency Signaling

The term "Multi-Frequency Signaling" denotes an in-band signaling method in which call signaling information is transmitted between network switches using the same voiceband channel used for voice.

(N)

|

(N)

National Security Emergency Preparedness (NSEP) Services

The term "National Security Emergency Preparedness (NSEP) Services" denotes telecommunications services which are used to maintain a state of readiness or to respond to and manage any event or crisis (local, national or international), which causes or could cause injury or harm to the population, damage to or loss of property, or degrades or threatens the NSEP posture of the United States.

Net Salvage

The term "Net Salvage" denotes the estimated scrap, sale, or trade-in value, less the estimated cost of removal. Cost of removal includes the costs of demolishing, tearing down, removing, or otherwise disposing of the material and any other applicable costs. Because the cost of removal may exceed salvage, facilities may have negative net salvage.

Network Address

The term "Network Address" denotes the alphanumeric character string used to specify the destination of each switched connection made within the network.

Network Channel Interface Code

The "Network Channel Interface" code (NCI) is an ordering code that provides an indication of the generic channel type. The NCI code provides the technical characteristics of the interface and describes the physical and electrical characteristics of the special access interface to the customer designated locations. A complete description and listing of these interface codes is specified in Section 6103 of the GTE Technical Interface Reference Manual.

Node

The term "Node" denotes a SONET ring service element that designates either a customer designated location or a Telephone Company wire center location on the SONET ring. It also denotes the location/address of where a channelized service originates or terminates on a ring.

Non-Overlap Outpulsing

The term "Non-Overlap Outpulsing" is the feature of the exchange access signaling system which provides initiation of pulsing to the customer's premises after the calling subscriber has completed dialing an originating call.

(This page filed under Transmittal No. 12)

Chief Financial Officer
Tekken Street, Susupe, Saipan, MP 96950

FACILITIES FOR INTERSTATE ACCESS

2. GENERAL REGULATIONS (Cont'd)

2.6 Definitions (Cont'd)

Nonrecoverable Cost

The term "Nonrecoverable Cost" denotes the cost of specially constructed facilities for which the Telephone Company has no foreseeable use should the customer terminate service.

Nonsynchronous Test Line

The term "Nonsynchronous Test Line" denotes an arrangement in step-by-step end offices which provides operational tests which are not as complete as those provided by the synchronous test lines, but which can be made more rapidly.

North American Numbering Plan

The term "North American Numbering Plan" denotes a three-digit area or Numbering Plan Area (NPA) code and a seven-digit telephone number made up of a three-digit Central Office code (NXX) plus a four-digit station number (XXXX).

NSEP Treatment

The term "NSEP Treatment" denotes the provisioning of a telecommunications service before others based on the provisioning priority level assigned by the Executive Office of the President.

Octet

The term "Octet" denotes a group of eight binary digits operated upon as an entity.

Off-Hook

The term "Off-Hook" denotes the active condition of Switched Access or a Telephone Company local service line.

On-Hook

The term "On-Hook" denotes the idle condition of Switched Access or a Telephone Company local service line.

Open Circuit Test Line

The term "Open Circuit Test Line" denotes an arrangement in an end office which provides an ac open circuit termination of the trunk or line by means of an inductor of several Henries.

(This page filed under Transmittal No. 1)

Chief Financial Officer
Tekken Street, Susupe, Saipan, MP 96950

FACILITIES FOR INTERSTATE ACCESS

2. GENERAL REGULATIONS (Cont'd)

2.6 Definitions (Cont'd)

Order Interval

The term "Order Interval" denotes the interval between the Scheduled Issue Date and the Service Date.

Originating Direction

The term "Originating Direction" denotes the use of Switched Access for the origination of calls from an end user to a CDL.

Originating Point Code

The term "Originating Point Code (OPC)" denotes the identity assigned to each Operator Service System (OSS) location.

Overlap Outputting

The term "Overlap Outputting" is the feature of the exchange access signaling system which permits initiation of pulsing to the customer's premises before the calling subscriber has completed dialing an originating call.

OZZ Code

The term "OZZ Code" denotes the service class routing code of a multifrequency (MF) call that indicates the interexchange carrier trunk group to which the traffic will be routed (e.g., 0+, 0-, 500, 900, etc.).

Packet

The term "Packet" denotes a continuous sequence of binary digits of information which is switched through the network as an integral unit. The user data is divided into segments for billing purposes. The number of segments contained in a packet is dependent upon the packet size.

Packet Switch

The term "Packet Switch" denotes a central office based switch that establishes a virtual connection between two data network addresses for the transmission of discrete amounts of information.

(This page filed under Transmittal No. 1)

Chief Financial Officer
Tekken Street, Susupe, Saipan, MP 96950

FACILITIES FOR INTERSTATE ACCESS

2. GENERAL REGULATIONS (Cont'd)

2.6 Definitions (Cont'd)

Packet Switching Office

The term "Packet Switching Office" denotes the central office where the packet switching functions are performed and access to the packet network is accomplished

Payload

The term "Payload" denotes the portion of the SONET signal available to carry service signals such as DS0, DS1, and DS3.

Plant Test Date

The term "Plant Test Date" denotes the date on which installation is completed and the Telephone Company to customer testing can begin.

Point of Termination

The term "Point of Termination" denotes the point of demarcation at a CDL or end user premises at which the Telephone Company's responsibility for the provision of FIA Service ends.

Premises

The term "Premises" denotes a building or buildings on continuous property (except Railroad Right-of-Way, etc.) not separated by a public highway.

Pre-service Testing

The term "Pre-service Testing" denotes tests performed on a FIA to assure standard transmission performance/parameters meet specifications prior to acceptance testing.

Primary Exchange Carrier

The term "Primary Exchange Carrier" (PEC) denotes the telephone company in whose exchange a customer's first point of switching (i.e., dial tone for FGA or BSA-A, an access tandem for FGB or BSA-B) is located.

(This page filed under Transmittal No. 1)

Chief Financial Officer
Tekken Street, Susupe, Saipan, MP 96950

FACILITIES FOR INTERSTATE ACCESS

2. GENERAL REGULATIONS (Cont'd)

2.6 Definitions (Cont'd)

Protocol

The term "Protocol" denotes a set of rules governing the format to be followed when transmitting information between communicating devices.

Public Pay Telephone

The term "Public Pay Telephone" denotes a switched coin line provided under the Public Telephone Service regulations of the Telephone Company General Exchange and/or Local Exchange Tariffs.

Query

The term "Query" denotes a Signaling System 7 (SS7) message requesting specific information from a data base.

Recoverable Cost

The term "Recoverable Cost" denotes the cost of specially constructed facilities for which the Telephone Company has a foreseeable reuse, either in place or elsewhere should the customer terminate service.

Registered Equipment

The term "Registered Equipment" denotes the customer's terminal equipment which complies with or has been approved within the Registration Provisions of Part 68 of the FCC Rules and Regulations.

Route Mileage

The term "Route Mileage" denotes the actual Telephone Company provided facility mileage of a transmission circuit.

(This page filed under Transmittal No. 1)

Chief Financial Officer
Tekken Street, Susupe, Saipan, MP 96950

FACILITIES FOR INTERSTATE ACCESS

2. GENERAL REGULATIONS (Cont'd)

2.6 Definitions (Cont'd)

Scheduled Issue Date

The term "Scheduled Issue Date" denotes the date the Telephone Company is scheduled to issue the confirmed ASR to all associated work groups.

Secondary Exchange Carrier

The term "Secondary Exchange Carrier" (SEC) denotes the telephone company in whose exchange a customer does not subscribe to FGA or BSA-A, or FGB or BSA-B service, but from whose exchange the customer's end users can call the interexchange switch or CDL of an IC in the primary exchange of another telephone company on a toll-free basis.

Secure Socket Layer (SSL)

The term "Secure Socket Layer ("SSL)" denotes a security protocol that provides data encryption, server authentication, message integrity, and optional client authentication for a TCP/IP connection.

Segment

The term "Segment" denotes a unit of user information consisting of 64 octets or less. Billing for Packet Switching Network Service is based on the number of segments transmitted within the user data field of a packet. The number of segments transmitted within a packet is limited only by the subscribed or negotiated maximum size of the user data field for the customer interface.

Semi-Public Pay Telephone

The term "Semi-Public Pay Telephone" denotes a switched coin line provided under the Semi-Public Telephone Service regulations of the Telephone Company General and/or Local Tariffs.

Service Date

The term "Service Date" denotes the date that the FIA is to be placed in service. A confirmed ASR is required to establish a service date.

(This page filed under Transmittal No. 1)

Chief Financial Officer
Tekken Street, Susupe, Saipan, MP 96950

FACILITIES FOR INTERSTATE ACCESS

2. GENERAL REGULATIONS (Cont'd)

2.6 Definitions (Cont'd)

Serving Wire Center

The term "Serving Wire Center" denotes the wire center from which the customer designated location would normally obtain dial tone from the Telephone Company. The "Serving Wire Center" is designated by the Telephone Company based upon the location being served.

Seven-Digit Manual Test Line

The term "Seven-Digit Manual Test Line" denotes a set of optional features for all Switched Access which allow the IC to select balance, milliwatt, and synchronous test lines of FGA and BSA-A, by manually dialing a seven-digit number over the associated Switched Access.

Short Circuit Test Line

The term "Short Circuit Test Line" denotes the end office circuit which provides an ac short circuit termination of the trunk or line by means of a capacitor of at least 4 microfarads.

(This page filed under Transmittal No. 1)

Chief Financial Officer
Tekken Street, Susupe, Saipan, MP 96950

FACILITIES FOR INTERSTATE ACCESS

2. GENERAL REGULATIONS (Cont'd)2.6 Definitions (Cont'd)Statistical Multiplexing

A multiplexing technique in which timeslots are dynamically allocated on the basis of need rather than being predetermined; the data is typically transmitted on a first served basis.

SONET

The term "SONET" (Synchronous Optical Network) denotes a family of fiber optic transmission bit rates starting at 51.84 Mbps, designed to provide the flexibility needed to transport many digital signals with different capacities.

Synchronous Test Line

The term "Synchronous Test Line" denotes an arrangement of an end office which performs marginal operational tests of supervisory and ring-tripping functions.

Synchronous Transfer Module (STM)

STM-1 is the international equivalent SONET's OC3 transmission rate.

Synchronous Transport Signal (STS1)

The term "Synchronous Transport Signal" (STS1) denotes a 51.84 Mbps signal that is the electrical equivalent of the OC1 or a DS3 with additional Mbps devoted to SONET overhead information. An STS1 can carry a DS3 or 28 DS1s when specifically formatted (mapped). These DS1s may be accessed off-ring using DS3 to DS1 Multiplexing as set forth in Section 20 or at an enhanced node via a DS3 Transmux port.

Telecommunications Relay Service (TRS) Carriers

The term "Telecommunications Relay Service (TRS) Carriers" denotes companies/associations which provide two-way communications between an individual with a hearing or speech impairment who uses a Text Telephone or other nonvoice terminal, and an individual who does not use such a device.

Telecommunications Relay Service (TRS) Equal Access Interconnection

The term "Telecommunications Relay Service (TRS) Equal Access Interconnection" denotes the arrangement by which TRS Carriers interconnect with the Telephone Company to provide originating equal access to their end users. TRS Interconnection is provided from a TRS Carrier over Switched Access Entrance Facilities and Direct Trunked Transport facilities directly to a Telephone Company Access Tandem. The Telephone Company does not provide end office local switching functions with this interconnection arrangement.

Telecommunications Service Priority (TSP) System

The term "Telecommunications Service Priority (TSP) System" or "TSP System" refers to the regulatory, administrative and operational system authorizing and providing for priority treatment (i.e., the provisioning and restoration) of NSEP Services.

(This page filed under Transmittal No. 1)

Chief Financial Officer
Tekken Street, Susupe, Saipan, MP 96950

Issued: September 15, 2017

FACILITIES FOR INTERSTATE ACCESS

2. GENERAL REGULATIONS (Cont'd)

2.6 Definitions (Cont'd)

Temporary Facilities

The term "Temporary Facilities" denotes facilities used to provide FIA to a customer for less than the minimum service period or less than one month, whichever is longer, or to provide FIA while permanent facilities are being constructed.

Terminating Direction

The term "Terminating Direction" denotes the use of Switched Access for the completion of calls from a CDL to an end user.

Toll VoIP-PSTN Traffic

The term "Toll VoIP-PSTN Traffic" denotes a Customer's interexchange voice traffic exchanged with the Telephone Company in Time Division Multiplexing format over PSTN facilities, which originates and/or terminates in Internet Protocol format. "Toll VoIP-PSTN Traffic" originates and/or terminates in Internet Protocol format when it originates from and/or terminates to an End User Customer of a service that requires Internet Protocol-compatible Customer Premises Equipment.

Transmuxing

The term "Transmuxing" denotes the function of a DSR DS3 Transmux port which performs a DS3 to DS1 conversion at a DSR node. The DS3 to DS1 conversions allows a single DSR DS3 Transmux port to be associated with up to twenty-eight (28) VT1.5 mapped DSR DS1 ports. Transmuxing within the DSR network retains DS1 visibility allowing for full, proactive maintenance capability of DS1 signals.

Trunk

The term "Trunk" denotes a communications path connecting two switching systems in a network, used in an end-to-end connection.

Trunk Group

The term "Trunk Group" denotes a grouping of trunks which are traffic engineered as a unit for the establishment of connections between switching systems in which all of the communications paths are interchangeable.

Trunk Side Connection

The term "Trunk Side Connection" denotes the connection of a transmission path to the trunk side of an end office switch.

Tandem-3rd Party

The term "Tandem 3rd Party" as used in this Tariff refers to Tandem Switched Transport arrangements that include an access tandem and end office (including host-remote configurations) in which either the access tandem or end office, but not both, are owned by the Telephone Company.

(N)

(N)

(This page filed under Transmittal No. 25)

Chief Financial Officer
Tekken Street, Susupe, Saipan, MP 96950

Issued: September 15, 2017

FACILITIES FOR INTERSTATE ACCESS

2. GENERAL REGULATIONS (Cont'd)

2.6 Definitions (Cont'd)

Tandem-End Office

The term "Tandem End Office" as used in this Tariff refers to Tandem Switched Transport arrangements in which both the access tandem and end office (including host-remote configurations) are owned by the Telephone Company.

(N)

(N)

U.S. Domestic Offshore Points

The term "U.S. Domestic Offshore Points" denotes any U.S. location that is not part of the conterminous United States.

(M)

(M)

V&H Coordinates Method

The term "V&H Coordinates Method" denotes a method of computing airline miles between two points by utilizing an established formula which is based on the Vertical (V) and Horizontal (H) coordinates of the two points.

Virtual Connection

The term "Virtual Connection" denotes a logical channel resulting from call establishment to a network address that exists until the call is terminated by either party.

WATS Serving Office

The term "WATS Serving Office" denotes a Telephone Company designated serving wire center where switching, screening and/or recording functions are performed in connection with a Special Access Line used with a Switching Interface as in 4.2.5(V) #.

Wire Center

The term "Wire Center" denotes a location in which one or more central office switches, and cross connection equipment used for the provision of Telephone Company telecommunications services, are located.

Wire Center Area

The term "Wire Center Area" denotes the geographic area served by a Wire Center through the use of central office switching equipment, cross connection equipment, and subscriber loops.

X.25 Protocol

The term "X.25 Protocol" denotes an interface between Data Terminal Equipment and Data Circuit Terminating Equipment for terminals operating in the packet mode on public data networks.

X.75 Protocol

The term "X.75 Protocol" denotes terminal and transit call control procedures and data transfer system on circuits between packet switched data networks.

The use of the terms WATS or WATS-type throughout this tariff is primarily for ordering purposes and is not intended to restrict the use of the customer services when ordering Special Access and Switched Access in combination.

(M) Material that appears on this page previously appeared on Page 2-45. (M) Material that appears on this page previously appeared on Page 2-45.

(This page filed under Transmittal No. 25)

Chief Financial Officer
Tekken Street, Susupe, Saipan, MP 96950

FACILITIES FOR INTERSTATE ACCESS

2. GENERAL REGULATIONS (Cont'd)

2.7 FIA Services Provided By More Than One Telephone Company

2.7.1 General

When Switched Transport or Special Transport service is provided by more than one telephone company, the telephone companies involved will mutually agree upon one of the billing methods based upon the type of access service and the interconnection arrangements between the telephone companies.

The telephone company will notify the customer which billing method will be used. The customer will place the ASR as in 3.3.

2.7.2 Single Company Billing

The Single Company Billing method may be applied to FGA and BSA-A Switched Access Service.

The telephone company receiving the ASR from the customer, as specified in 3.3(A)(1), will arrange to provide the service, determine the applicable charges and bill the customer for the entire service in accordance with its Access tariff. The airline mileage is determined using the V&H method in the Exchange Carrier Association (ECA) Tariff FCC No. 4.

2.7.3 Meet Point Billing

Meet Point Billing is required when an access service is provided by multiple Telephone Companies* for FGB, FGD, BSA-B and BSA-D Switched Access services and Special Access. It is optional for FGA and BSA-A Switched Access Services.

There are two Meet Point Billing Options -- Single Bill and Multiple Bill. The Telephone Company must notify the customer of:

- the Meet Point Billing Option that will be used,
- the Telephone Company(s) that will render the bill(s),
- the Telephone Company(s) to whom payment(s) should be remitted, and
- the Telephone Company(s) that will provide the bill inquiry function.

The Telephone Company shall provide such notification at the time that an ASR is placed requesting access service. Additionally, the Telephone Company shall provide this notice in writing 30 days in advance of any change.

(A) Single Bill Option

The Single Bill Option allows the customer to receive one bill from one telephone company or its billing agent for access services.

The Telephone Company(s) that renders the bill to the customer may provide to the customer, cross references to the other Telephone Company(s) service and/or the common circuit identifiers based upon industry standards as contained in the MECAB document. Should a billing dispute arise, the terms and conditions of the Billing Company(s) will apply.

* Meet Point Billing option guidelines, as contained in the MECAB document, may also be applied to FIA services provided by one exchange carrier in two or more states within a single LATA.

FACILITIES FOR INTERSTATE ACCESS

2. GENERAL REGULATIONS (Cont'd)2.7 FIA Services Provided By More Than One Telephone Company (Cont'd)2.7.3 Meet Point Billing (Cont'd)(A) Single Bill Option (Cont'd)

For usage rated access services the access minutes of use will be compiled by the Initial Billing Company and used by the Initial Billing Company and any subsequent Billing Company(s) for the development of access charges.

- The Initial Billing Company for FGB, FGD, BSA-B, and BSA-D Switched Access services is normally the end user's serving office and for WATS usage the Initial Billing Company is normally the WATS serving office. When the Initial Billing Company is other than the normally designated Telephone Company, the Telephone Company will notify the customer.
- The Subsequent Billing Company(s) is any Telephone Company(s) in whose territory a segment of the Switched Transport Facility is provided and/or where the CDL is located.

The Single Bill option provides three billing alternatives, Single Bill/Single Tariff, Single Bill/Pass-Through Billing and Single Bill/Multiple Tariff which are described following:

(1) Single Bill/Single Tariff

Each Telephone Company will receive an ASR or a copy of the ASR from the customer as specified in 3.3(A)(2) and arrange to provide the service. The Initial Billing Company will:

- determine the applicable charges and bill in accordance with its tariff;
- include all recurring and nonrecurring rates and charges of its tariff; and
- forward the bill to the customer.

The customer will remit the payment to the Initial Billing Company.

(2) Single Bill/Pass-Through Billing

Each Telephone Company will receive an ASR or a copy of the ASR from the customer as specified in 3.3(A)(2) and arrange to provide the service. Each Telephone Company will:

- determine its portion of Switched Transport and/or Special Transport as in 2.7.3(C);
- determine the applicable charges and bill in accordance with its tariff;
- include all recurring and nonrecurring rates and charges of its tariff; and
- forward the bill to the Initial Billing Company for meet point billed access services.

(This page filed under Transmittal No. 1)

Chief Financial Officer
Tekken Street, Susupe, Saipan, MP 96950

FACILITIES FOR INTERSTATE ACCESS

2. GENERAL REGULATIONS (Cont'd)

2.7 FIA Services Provided By More Than One Telephone Company (Cont'd)

2.7.3 Meet Point Billing (Cont'd)

(A) Single Bill Option (Cont'd)

(2) Single Bill/Pass-Through Billing (Cont'd)

The Initial Billing Company will:

- apply usage data, when needed, to the bill and calculate the charges;
- identify each involved Telephone Company's charges separately on the bill;
- combine all the bills of the involved Telephone Companies of a meet point billed access service into one access bill;
- forward the bill to the customer; and
- advise the customer how to remit the payment, either directly to each Telephone Company involved in the provision of this meet point billed service; or, as a single payment made to the Initial Billing Company. If payments are to be sent directly to the Initial Billing Company, the Subsequent Billing Company(s) will provide the customer with written authorization for the payment arrangement.

(3) Single Bill/Multiple Tariff

Each Telephone Company will receive an ASR or a copy of the ASR from the customer as specified in 3.3(A)(2) and arrange to provide the service. The Initial Billing Company will:

- determine each Telephone Company's portion of switched transport and/or special transport as set forth in 2.7.3(c);
- determine the applicable charges and bill in accordance with each Telephone Company's tariff;
- include all recurring and nonrecurring charges for each involved Telephone Company;
- identify each involved Telephone Company's charges separately on the bill;
- forward the bill to the customer; and
- advise the customer how to remit the payment, either directly to each Telephone Company involved in the provision of this meet point billed service; or, as a single payment made to the Initial Billing Company. If payments are to be sent directly to the Initial Billing Company, the Subsequent Billing Company(s) will provide the customer with written authorization for the payment arrangement.

(This page filed under Transmittal No. 1)

Chief Financial Officer
Tekken Street, Susupe, Saipan, MP 96950

Issued: November 16, 2005

FACILITIES FOR INTERSTATE ACCESS

2. GENERAL REGULATIONS (Cont'd)2.7 FIA Services Provided By More Than One Telephone Company (Cont'd)2.7.3 Meet Point Billing (Cont'd)(B) Multiple Bill Option

The Multiple Bill option allows all Telephone Companies providing service to bill the customer for their portion of a jointly provided access service. Each Telephone Company will:

- determine its portion of the Switched Transport and/or Special Transport as set forth in 2.7.3(C);
- determine the applicable charges and bill in accordance with its tariff;
- include all recurring and nonrecurring rates and charges of its tariff; and
- forward the bill to the customer.

The customer will remit the payments directly to each Telephone Company.

(C) Meet Point Billing Mileage Calculation

Each Telephone Company's portion of the Switched Transport and/or Special Transport mileage will be determined as follows:

- (1) For Switched Access Tandem-Switched Transport Services*, determine the appropriate Tandem-Switched Transport - Facility total miles by computing the number of miles from the access tandem to the serving wire center in the Access Area (i.e., end user serving wire center, or WATS Serving Office), using the V&H method as set forth in the NECA Tariff FCC No. 4. For Special Access Services, and Switched Access Direct-Trunked Transport determine the appropriate Special Transport or Direct-Trunked Transport total miles by computing the number of miles between the serving wire centers involved (i.e., CDL serving wire center, Hub Wire Center, WATS Serving Office, end office, or access tandem) using the V&H method as set forth in the NECA Tariff FCC No. 4. Where the calculated miles include a fraction, the value is rounded up to the next full mile.
- (2) Determine the billing percentage (BP), as set forth in the NECA Tariff FCC No. 4. This represents the portion of the Service provided by each telephone company.
- (3) For Switched Access Tandem-Switched Transport; (a) multiply the number of access minutes of use times the number of airline miles as set forth in (1), times the BP of each Telephone Company as set forth in (2), times the Tandem-Switched Transport - Facility rate; (b) multiply the Tandem-Switched Transport - Termination rate times the number of access minutes times the quantity of terminations.

*As of July 1, 2021, the Joint Tandem Switched Transport rate element is applied per tandem to originating toll free minutes only in lieu of the Tandem Switched Facility, Tandem Switched Termination and Tandem Switching rate elements.

(N)
|
(N)

(This page filed under Transmittal No. 1)

Chief Financial Officer
Tekken Street, Susupe, Saipan, MP 96950

FACILITIES FOR INTERSTATE ACCESS

2. GENERAL REGULATIONS (Cont'd)2.7 FIA Services Provided By More Than One Telephone Company (Cont'd)2.7.3 Meet Point Billing (Cont'd)(C) Meet Point Billing Mileage Calculation (Cont'd)

(3) Cont'd)

Example of Billing Percentage (BP) Method Using the Multiple Bill Option:

The Tandem-Switched Transport - Facility between Office X and Office Y is jointly provided by telephone companies A and B. The following example reflects the rate for telephone company A. Rates for telephone company B would appear in its appropriate Access Tariff.

(a) Airline miles from telephone company A (office X) to telephone company B (office Y) = 50 airline miles as set forth in NECA Tariff FCC No. 4.

(b) Billing Percentage for each telephone company (from NECA Tariff FCC No. 4).

Telephone Company A = 40%

Telephone Company B = 60%

(c) Access Minutes for Telephone Company A = 9000.

(d) Tandem-Switched Transport - Facility rate for Telephone Company A = SWT FAC

(e) Tandem-Switched Transport - Termination Rate = SWT TERM

NOTE: The Tandem-Switched Transport - Termination rate does not apply in situations where there is an intermediate, non-terminating Local Exchange Carrier involved in the provision of the Switched Transport Facility.

Formula:

Access Minutes (AM) x Airline Miles (ALM) x Billing Percentage (BP) x Tandem-Switched Transport - Facility Rate (SWT FAC) + [Tandem-Switched Transport - Termination Rate (SWT TERM) x Access Minutes (AM) x Quantity of Terminations (TERMS)] = Total

Calculation:

Telephone Company A

AM ALM BP SWT FAC SWT TERM AM TERMS
9,000 x 50 x .40 x SWT FAC + [SWT TERM x 9,000 x TERMS]=TOTAL

- (4) For Special Access and for Switched Access Direct-Trunked Transport, multiply the number of airline miles as in (1), times the BP for each telephone company as in (2), times the Special Transport or Direct-Trunked Transport Facility rate elements. For DS1 and DS3 Special Transport and DS1 and DS3 Direct-Trunked Transport, multiply the Special Transport Termination or Direct-Trunked Transport Termination rate times the number of terminations provided by the Telephone Company.

(This page filed under Transmittal No. 1)

Chief Financial Officer
Tekken Street, Susupe, Saipan, MP 96950

FACILITIES FOR INTERSTATE ACCESS

2. GENERAL REGULATIONS (Cont'd)

2.7 FIA Services Provided By More Than One Telephone Company (Cont'd)

2.7.3 Meet Point Billing (Cont'd)

- (D) All other appropriate recurring and nonrecurring charges in each telephone company's Access tariff are applicable.
- (E) Where the Tandem-Switched Transport - Facility is provided by more than one telephone company, the Tandem-Switched Transport - Termination rate applies for the termination at the Telephone Company end of the Tandem-Switched Transport (i.e., the first point of switching or the end office serving the end user). The Tandem-Switched Transport - Termination rate will not apply when the Telephone Company is the intermediate provider of the Switched Transport Facility.
- (F) The Interconnection charge for Switched Transport shall be billed by the Telephone Company in whose territory the end office is located.
- (G) The Shared Trunk Port for Tandem-Switched Transport shall be billed by the Telephone Company in whose territory the end office is located.
- (H) For tandem routed trunks, the dedicated trunk port shall be billed by the Telephone Company owning the tandem. For end office direct routed trunks, the dedicated trunk port shall be billed by the Telephone Company owning the end office on a single bill, single tariff or multiple bill, multiple tariff meet point billing arrangement.
- (I) The shared multiplexing charge will be assessed to the interexchange carrier by the Telephone Company owning the access tandem under the multiple bill, multiple tariff meet point billing option, and to the initial billing company, by the Telephone Company owning the access tandem, under the single bill, single tariff meet point billing option.

(This page filed under Transmittal No. 1)

Chief Financial Officer
Tekken Street, Susupe, Saipan, MP 96950

FACILITIES FOR INTERSTATE ACCESS

TABLE OF CONTENTS

3.	<u>ORDERING OPTIONS FOR FIA</u>	<u>Page</u>
3.1	<u>General</u>	3-2
3.1.1	Ordering Conditions	3-2
3.1.2	Provision of Other Services	3-7
3.1.3	Special Construction	3-7
3.1.4	Tandem Switch Signaling	3-7
3.2	<u>Access Service Request</u>	3-7
3.2.1	Service Date Intervals	3-7
3.2.2	ASR Modifications	3-8
(A)	Service Date Change Charge	3-8
(B)	Partial Cancellation Charge	3-10
(C)	Discontinuance of Service	3-11
(D)	Design Change Charge	3-11
(E)	Requests for Expedition	3-11
3.2.3	Selection of Facilities for Access Service	3-11
3.2.4	Minimum Period	3-12
3.2.5	Minimum Period Charges	3-12
3.2.6	Cancellation of an ASR	3-13
3.2.7	Discontinuance of Switched Access FGD or BSA-D	3-17
3.2.8	FGD or BSA-D Maximum Per Trunk Cancellation Charge	3-18
3.3	<u>Access Service Requests For Services Provided By More Than One Telephone Company</u>	3-19

(This page filed under Transmittal No. 1)

Chief Financial Officer
Tekken Street, Susupe, Saipan, MP 96950

FACILITIES FOR INTERSTATE ACCESS

3. ORDERING OPTIONS FOR FIA3.1 General

This section sets forth the regulations and order related charges for FIA Orders to provide the customer with FIA. These charges are in addition to other applicable charges in other sections of this tariff.

3.1.1 Ordering Conditions

- (A) A customer may order any amount of FIA (Switched or Special) of the same interface type, same Feature Group, same BSA or same Special Access between the same locations for installation on the same date on a single FIA ASR. A customer may order the shared use of Switched Access and Special Access over the same high capacity facility however, separate FIA ASRs are required. The methodology for shared use is set forth in 5.6.7.

- ASRs for FGA or BSA-A must specify the number of lines required.
- ASRs for FGB, FGD, BSA-B and BSA-D must specify the number of trunks required or Busy Hour Minutes of Capacity (BHMC). For Tandem-Switched Transport, the customer has the option of specifying the number of trunks or Busy Hour Minutes of Capacity (BHMC).

In addition, the ASR must indicate whether the Switched Transport ordered is for Entrance Facilities, Direct-Trunked Transport and/or Tandem-Switched Transport. For Direct-Trunked Transport, and Entrance Facilities the ASR must specify channel type, channel interface, and any options desired. In addition, ASRs for Direct-Trunked Transport must specify Facility Hubs involved.

Additional ASR requirements for Switched Access Service are described in 4.3.2.

- (B) The customer shall supply all details necessary to complete an order. The details may include the following: requested service date, customer name, customer designated location, end office, Interface Arrangement, type of Switched Access or Special Access, Supplemental Features, End Office Services and Signaling Interface, and originating and terminating capacity required. The customer may also be required to provide end user name and location, end user contact person, and end user premises access information to complete an order for Special Access.

When a customer orders mixed interstate and intrastate Switched Access, the customer is required to provide an estimate of the percent of traffic, as described in 4.3.3, which will be interstate. If the customer fails to provide this estimate, the order will not be processed until such time as the customer provides this estimate.

When a customer orders mixed-use special access service, the customer must indicate the jurisdiction based on the criteria in Section 5.1.6.

For Packet Switching Network Service, the packet carrier must provide a Percent of Interstate Usage (PIU) in the Main Remarks section of the ASR when service is initially ordered. This PIU will be used as the basis for prorating the packet usage charges to the interstate and intrastate jurisdictions. The packet switching carrier may submit an updated PIU report in writing at any time following one full month's billing. The updated report will become effective on the first day of the next monthly billing period which begins at least 15 business days after the date the revised report is received by the Telephone Company.

- (C) When the Alternate Traffic Routing Optional Arrangement is ordered, more than one CDL will be supplied and the number of trunks or BHMC for FGB and FGD to each CDL shall be specified.

When the Alternate Traffic Routing Basic Serving Element (BSE) is ordered, more than one CDL will be supplied and the number of trunks or BHMC for BSA-B and BSA-D to each CDL shall be specified.

(This page filed under Transmittal No. 1)

Chief Financial Officer
Tekken Street, Susupe, Saipan, MP 96950

FACILITIES FOR INTERSTATE ACCESS

3. ORDERING OPTIONS FOR FIA (Cont'd)3.1 General (Cont'd)3.1.1 Ordering Conditions (Cont'd)

- (D) To determine if adequate central office facilities (i.e., trunk circuits) for FGD or BSA-D will be available on the conversion date to equal access and to be eligible for the allocation in the following paragraph all customers (including those customers who convert existing FGA, FGB, BSA-A and BSA-B to FGD or to BSA-D) must order FGD or BSA-D 120 days prior to an end office conversion to equal access.

When trunk circuits are not available to meet the demand an allocation of available trunk circuits will be required. The allocation of available facilities is a three step process as described below:

In this example assume nine ICs have ordered BHMCs which necessitate 1,000 FGD trunks where only 800 FGD trunk circuits are available at the conversion date.

Step 1: Provide an initial flat 25% distribution of available trunk circuits to each requesting IC. (See table in Step 3.)

$$- \quad \begin{array}{l} 25\% \times 800 \text{ (available facilities)} = 200 \\ \frac{200}{9-1} = 25 \end{array}$$

Step 2: Assign all remaining trunk circuits proportionately, working from bottom up until ICs, as a result of the proration, are assigned less facilities than desired. First determine facilities available for apportionment.

$$- \quad 800 - 175 = 625 \text{ (eligible ICs are A, B, C, D, E, F)}$$

$$- \quad \frac{\text{(Desired Facilities)}}{\text{(Total Desired Facilities)}} \times \frac{\text{Remaining Facilities}}{\text{(of Remaining Facilities)}}$$

$$- \quad F = \frac{70}{1000 - 50} \times 625 = 46 \text{ (assign only 45)(**)}$$

$$- \quad E = \frac{80}{1000 - 120} \times (625 - 45) = 53$$

(E receives less facilities than originally ordered, i.e., $53 + 25 = 78$)

(This page filed under Transmittal No. 1)

Chief Financial Officer
Tekken Street, Susupe, Saipan, MP 96950

FACILITIES FOR INTERSTATE ACCESS

3. ORDERING OPTIONS FOR FIA (Cont'd)3.1 General (Cont'd)3.1.1 Ordering Conditions (Cont'd)

Step 3: When an IC receives less facilities than desired, the remainder of ICs are allocated according to the following allocation factor:

$$\frac{\text{Remaining Facilities}}{\text{Total Desired Facilities of Remaining Eligible ICs of Access}} = \frac{625 - 98}{1000 - 200} = \frac{527}{800} = .659$$

$$\begin{aligned} - & D = 100 \times .659 = 66 \\ - & C = 200 \times .659 = 132 \\ - & B = 200 \times .659 = 132 \\ - & A = 300 \times .659 = 197 \end{aligned}$$

ICs	Demand Desired (In Trunks)	Resources Available	Step 1 Flat 25% Distribution	Step 2	Step 3	Total Assigned Trunk Circuits
A	300	-	25	-	197	222
B	200	-	25	-	132	157
C	200	-	25	-	132	132
D	100	-	25	-	66	91
E	80	-	25	53	-	78
F	70	-	25	45(*)	-	70
G	25	-	25	-	-	25
H	15	-	15(*)	-	-	15
I	<u>10</u>	-	<u>10</u> (*)	-	-	<u>10</u>
Total	1,000	800	175	98	527	800

(*) Will not assign more than desired

- (E) The provision of Special Access requires the selection of a Terminating Option as defined in 5.3. The provision of Switched Access requires an Entrance Facility as defined in 4.2.3(B). When a customer orders a DS3 SAL or DS3 Switched Entrance Facility, he may specify, on the ASR, if the interface is to be electrical or optical. In the event the customer does not specify an interface preference for DS3, the Telephone Company will provide an electrical interface.

When a customer orders a FiberConnect SAL he must specify, whether the interface is to be an electrical or optical termination and indicate the Network Channel Interface (NCI) code on the ASR. Each FiberConnect SAL accommodates four DS1 transports.

When a customer orders a DS3C SAL, the Telephone Company will provide an optical interface unless service is provided via microwave, in which case an electro-magnetic interface is provided, or unless the customer specifies on the ASR a request for an electrical interface.

(This page filed under Transmittal No. 1)

Chief Financial Officer
Tekken Street, Susupe, Saipan, MP 96950

FACILITIES FOR INTERSTATE ACCESS

3. ORDERING OPTIONS FOR FIA (Cont'd)

3.1 General (Cont'd)

3.1.1 Ordering Conditions (Cont'd)

(F) An ASR is required from the customer to request the unblocking of 0+900 calls. For an initial customer order at the tandem or end office level, the Telephone Company must receive the request to unblock 0+900 dialing capability at least 60 business days prior to the requested effective date. To block or unblock 0+900 dialing capability for NXX codes assigned to a customer in an end office subtending a previously unblocked tandem, a request must be received at least 30 business days prior to the requested effective date of the change.

(G) An ASR is required from the customer to add 1+ coin traffic from an end office. At the customer's option, the ASR can be issued at a 1+ coin tandem or end office level. For an initial customer order at a 1+ coin tandem, the Telephone Company must receive the request at least 120 calendar days prior to the requested effective date. Standard provisioning intervals will apply to subsequent orders involving that 1+ coin tandem.

The customer must provide the Telephone Company with written notification stating that an order is being submitted pursuant to an agreement with a secondary service provider prior to the routing of 1+ interLATA coin traffic to a provider other than the customer.

(H) When ordering Operator Services, an ASR is required to establish a new FGD or BSA-D trunk group(s) or to add Operator Services to an existing FGD or BSA-D trunk group between the Telephone Company's Operator Services Switching Location and one CDL in the same LATA.

(This page filed under Transmittal No. 1)

Chief Financial Officer
Tekken Street, Susupe, Saipan, MP 96950

FACILITIES FOR INTERSTATE ACCESS

3. ORDERING OPTIONS FOR FIA (Cont'd)

3.1 General (Cont'd)

3.1.1 Ordering Conditions (Cont'd)

- (I) When a customer orders Tandem Switch Signaling (TSS), as described in 4.2.5(U) and 4.2.18, to be established with the installation of a new FGD or BSA-D trunk group, the Switched Access Ordering charge, per ASR and the appropriate Service Installation charge will apply for the installation of the FGD or BSA-D. TSS can only be provided from equal access end offices.

When a customer orders Tandem Switch Signaling to be added to an existing FGD or BSA-D trunk group or to a pending ASR, only the Switched Access Ordering charge and the Design Change charge will apply for the addition of the optional arrangement.

- (J) When ordering FGD or BSA-D Switched Access with 950-XXXX Access as described in 4.2.5(S), the customer shall provide an ASR specifying which 950-XXXX access code(s) are to be routed and the FGD or BSA-D Switched Access Service over which resulting originating 950-XXXX access code calls are to be routed.
- (K) When ordering Carrier Identification Parameter (CIP) as described in 4.2.5(V), the customer shall provide an ASR specifying a reference to existing FGD or BSA-D switched access services or reference to a related ASR for FGD or BSA-D switched access services. The customer's ASR shall specify the information necessary to identify the trunk group to which the CIP is to be added.

(This page filed under Transmittal No. 1)

Chief Financial Officer
Tekken Street, Susupe, Saipan, MP 96950

FACILITIES FOR INTERSTATE ACCESS

3. ORDERING OPTIONS FOR FIA (Cont'd)

3.1 General (Cont'd)

3.1.2 Provision of Other Services

- (A) At the option of a customer, Telecommunications Service Priority (TSP), Testing and Special Routing services may be ordered with an ASR at the same time the ASR is accepted by the Telephone Company. Such requests will be considered to be supplemental to the ASR. The rates and charges for these services as set forth in other sections of this tariff will apply in addition to the ordering charges set forth in this section and the rates and charges for the Switched Access or Special Access with which they are associated.
- (B) The items listed in (A) preceding may subsequently be added to the ASR at any time, up to and including the service date established by the ASR. When ordered subsequently, charges for ASR modifications as set forth in 3.2.2 will apply.

3.1.3 Special Construction

- (A) The regulations, rates and charges for Special Construction are in Section 10 in addition to the regulations, rates and charges specified in this section.

3.1.4 Tandem Switch Signaling

The regulations, rates and charges for Tandem Switch Signaling in Section 4 and are in addition to the regulations, rates and charges specified in this section.

3.2 Access Service Request

An ASR is used by the Telephone Company to receive orders for the following types of FIA requested by the customer:

- Switched Access as in Section 4,
- Special Access as in Section 5,
- Other Services as in other sections of the tariff.

3.2.1 Service Date Intervals

The time required to provision service is known as the service date interval. Such intervals will be established in accordance with published service date interval guidelines which are available to customers upon request. The service date interval guidelines will apply to ASRs and will specify the quantities of FIA that can be provided on the same service date. The customer may request a service date other than that established pursuant to the service date interval guidelines, and the Telephone Company, where possible, will establish the service date in accordance with such request, subject, however, to other applicable provisions of this tariff.

(This page filed under Transmittal No. 1)

Chief Financial Officer
Tekken Street, Susupe, Saipan, MP 96950

FACILITIES FOR INTERSTATE ACCESS

3. ORDERING OPTIONS FOR FIA (Cont'd)3.2 Access Service Request (Cont'd)3.2.2 ASR Modifications

The customer may request a modification of its ASR prior to the service date. The Telephone Company will make every effort to accommodate a requested modification when it is able to do so with the normal work force assigned to complete such an ASR within normal business hours. If the modification cannot be made with the normal work force during normal business hours, the Telephone Company will notify the customer. If the customer still desires the ASR modification, the Telephone Company will schedule a new service date. All charges for ASR modifications will apply on a per occurrence basis. Where a new ASR may be required the appropriate charges in other sections of this tariff will be applicable.

Any increase in the number of Switched Access lines for FGA or BSA-A trunks or BHCs for FGB, FGD, BSA-B and BSA-D; Special Access circuits will require the issuance of a new ASR for the incremental capacity.

(A) Service Date Change Charge (USOC - SUM)

ASR service dates may be changed, however a Service Date Change Charge will apply for each service date change after the plant test date of the original ASR.

For Switched Access, the new service date may not exceed the original service date by more than 30 calendar days. If the requested service date is more than 30 calendar days after the original service date, the ASR will be canceled by the Telephone Company and cancellation charges in 3.2.6 will apply. The ASR will be reissued with the new service date.

For Special Access, except as specified below, the new service date may not exceed the original service date by more than 30 calendar days. If the requested service date is more than 30 calendar days after the original service date, the ASR will be canceled by the Telephone Company. Cancellation charges in 3.2.6 will apply and the ASR will be reissued with the new service date unless the customer indicates that billing for the service is to commence as in 3.2.6(A).

With the agreement of the Telephone Company, a new service date may be established that is prior to the original service date and the provisions in (E) will apply in addition to the Service Date Change Charge.

(This page filed under Transmittal No. 1)

Chief Financial Officer
Tekken Street, Susupe, Saipan, MP 96950

FACILITIES FOR INTERSTATE ACCESS

3. ORDERING OPTIONS FOR FIA (Cont'd)

3.2 Access Service Request (Cont'd)

3.2.2 ASR Modifications (Cont'd)

(A) Service Date Change Charge (Cont'd)

Rate
(SUM)

\$ 64.99

(This page filed under Transmittal No. 1)

Chief Financial Officer
Tekken Street, Susupe, Saipan, MP 96950

FACILITIES FOR INTERSTATE ACCESS

3. ORDERING OPTIONS FOR FIA (Cont'd)

3.2 Access Service Request (Cont'd)

3.2.2 ASR Modifications (Cont'd)

(B) Partial Cancellation Charge

Any decrease in the number of Switched Access lines for FGA or BSA-A; trunks or BHCs for FGB, FGD, BSA-B and BSA-D; Special Access circuits will be treated as a partial cancellation.

A customer may cancel any number of Special Access circuits.

When a customer partially cancels the service ordered on an ASR, charges will apply as follows:

- (1) Except as specified in 3.2.6(D), when an ASR for Switched Access Service is partially canceled on or after the Application Date, the charge will be determined by multiplying the total Installation nonrecurring charges for the canceled portion of the order by the number of business days elapsed since the Application Date and dividing that figure by the number of days in the service interval and adding the Switched Access Ordering Charge.
- (2) When an ASR for Special Access Service is partially canceled, on or after the Application Date, the charge will be determined by multiplying the total Special Access nonrecurring charges for the canceled portion of the order by the number of business days elapsed since the Application Date and dividing that figure by the number of days in the service interval.
- (3) When a customer cancels part of an ASR for which billing has commenced as provided in 3.2.2(A) and 3.2.6(A), cancellation charges in 3.2.6(C)(3) will apply to that part of the ASR being canceled.

(This page filed under Transmittal No. 1)

Chief Financial Officer
Tekken Street, Susupe, Saipan, MP 96950

FACILITIES FOR INTERSTATE ACCESS

3. ORDERING OPTIONS FOR FIA (Cont'd)3.2 Access Service Request (Cont'd)3.2.2 ASR Modifications (Cont'd)(C) Discontinuance of Service

A customer may discontinue FIA that is in service at any time. The request for discontinuance of service must be received by the Telephone Company at least two business days prior to the date on which service is to be disconnected and billing discontinued. The disconnect request may be submitted via the same method(s) used to place orders. The customer must notify the Telephone Company of a delay or cancellation in the discontinuance request prior to the disconnect date. The Telephone Company, where possible, will establish the disconnect date in accordance with such request. Billing and service will then continue until the new requested disconnect date. If a service is discontinued prior to the expiration of the Minimum Period in 3.2.4, the Minimum Period Charges in 3.2.5, may apply.

(D) Design Change Charge (USOC - H28)

The customer may request a design change to a pending ASR for both Switched and Special Access or request a change to an existing Switched Access Service. A design change is a change which requires engineering review. The regulations, rates and charges for a design change are in Section 4.5.2(A)(3) for Switched Access Service, and Section 5.6.1(D) for Special Access Service, and are in addition to the regulations, rates and charges specified in this section.

(E) Requests for Expedition

A customer may request an expedited service date. The Telephone Company will provide an estimate of the charges to the customer. The customer must accept the price estimate prior to the Telephone Company's performing the expedite. The actual charges billed to the customer will be no more than 10 percent over the estimate.

3.2.3 Selection of Facilities for Access Service

- (A) Requests for a specific circuit is not an option of the customer except as provided for under Special Facilities Routing of FIA in Section 9.

(This page filed under Transmittal No. 1)

Chief Financial Officer
Tekken Street, Susupe, Saipan, MP 96950

FACILITIES FOR INTERSTATE ACCESS

3. ORDERING OPTIONS FOR FIA (Cont'd)

3.2 Access Service Request (Cont'd)

3.2.4 Minimum Period

- (A) The Minimum Period for which Special Access, End User FIA, Frame Relay, Packet Switching Network Service, Primary Interexchange Carrier Charge and DSL Solutions are provided and for which charges are applicable, is one month, except as in B through F.
- (B) The Minimum Period for FIA provided under Special Construction provisions and for which charges are applicable in Section 10.
- (C) The Minimum Period for FGA, FGB, BSA-A and BSA-B, and also for FGD or BSA-D ordered after the conversion of an end office to equal access, is one month. For the application of the minimum period charges for Switched Access Service FGB, BSA-B and BSA-C, and for FGD or BSA-D ordered after the conversion of an end office to Equal Access, it is assumed the last identical capacity placed in service is the first one discontinued.
- (D) The minimum periods for Special Access DS3 Service are in Section 5.6.10.

3.2.5 Minimum Period Charges

When FIA are discontinued prior to the expiration of the Minimum Period, charges are applicable for the remaining month(s) and/or fraction thereof of the Minimum Period.

The Minimum Period Charge will be determined as follows:

- (A) For Switched Access usage sensitive rate elements, the charge for the minimum period, or fraction thereof, is equal to the applicable rates for the actual or assumed usage for the minimum period or such fraction thereof. For Switched Access flat-rated monthly elements (i.e., Entrance Facility, Direct-Trunked Transport and Multiplexing rates), the charge for the minimum period or fraction thereof is the applicable monthly rates for the service.

(This page filed under Transmittal No. 1)

Chief Financial Officer
Tekken Street, Susupe, Saipan, MP 96950

FACILITIES FOR INTERSTATE ACCESS

3. ORDERING OPTIONS FOR FIA (Cont'd)

3.2 Access Service Request (Cont'd)

3.2.5 Minimum Period Charges (Cont'd)

- (B) For Special Access, other than DS3 Service, the charge is the applicable monthly rate for the service(s) as in 5.7. For Special Access DS3 Service, the charges are in Section 5.6.10.
- (C) For End User Common Lines, the charge is the applicable monthly rate for the FIA as in 13.7.
- (D) For FGD or BSA-D ordered prior to conversion of an end office to equal access, but canceled after the equal access conversion date, a Discontinuance Charge in 3.2.7 applies.
- (E) For part-time or occasional program audio Special Access services, the rates in 5.6.1 and 5.7 will apply.
- (F) For the Primary Interexchange Carrier Charge, the charge is the applicable monthly rate as in Section 12.

3.2.6 Cancellation of an ASR

- (A) A customer may cancel ordered FIA on any date prior to the service date. The cancellation date is the date the Telephone Company receives written or verbal notice from the customer that the ASR is to be canceled. The verbal notice must be followed by written confirmation within 10 days.

For Switched Access Tandem-Switched Transport or ASRs requesting additional trunk activations on existing Direct-Trunked Transport facilities, if a customer is unable to accept service within 30 calendar days of the original service date, the ASR shall be considered canceled and charges in (C) and (D) will apply. In such instances, the cancellation date shall be the 31st calendar day beyond the original service date of the ASR.

(This page filed under Transmittal No. 1)

Chief Financial Officer
Tekken Street, Susupe, Saipan, MP 96950

FACILITIES FOR INTERSTATE ACCESS

3. ORDERING OPTIONS FOR FIA (Cont'd)

3.2 Access Service Request (Cont'd)

3.2.6 Cancellation of an ASR (Cont'd)

(A) (Continued)

For Special Access, and Switched Access Entrance Facilities and Direct-Trunked Transport, if a customer is unable to accept service within 30 calendar days of the original service date, the customer has the choice of the following options:

- The ASR shall be canceled and charges in (C) will apply, or
- Billing for the service will commence.

In either case, the cancellation date or the billing date shall commence on the 31st calendar day beyond the original service date of the ASR.

- (B) ASR costs are considered to have started when the Telephone Company incurs any cost in connection therewith or in preparation thereof which would not otherwise have been incurred. These costs include but are not limited to preliminary engineering, orders to suppliers, and other similar items of cost.
- (C) When a customer cancels an ASR for the installation of new service, or an ASR to modify existing service, charges will apply as follows:
 - (1) When an ASR for Switched Access Service is canceled on or after the Application Date, the Cancellation Charge is calculated, on a per ASR basis, by multiplying the total Installation nonrecurring charges for the quantity ordered by the number of business days elapsed since the Application Date, and dividing that figure by the number of days in the service interval (i.e., the number of business days between the Application Date and the last day of the service date interval) and adding the Switched Access Ordering Charge.
 - (2) When an ASR for Special Access Service is canceled on or after the Application Date, the Cancellation Charge is calculated, on a per ASR basis, by multiplying the total nonrecurring charges for the quantity ordered by the number of business days elapsed since the Application Date and dividing that figure by the number of days in the service interval (i.e., the number of business days between the order date and the last day of the service date interval).

(This page filed under Transmittal No. 1)

Chief Financial Officer
Tekken Street, Susupe, Saipan, MP 96950

FACILITIES FOR INTERSTATE ACCESS

3. ORDERING OPTIONS FOR FIA (Cont'd)

3.2 Access Service Request (Cont'd)

3.2.6 Cancellation of an ASR (Cont'd)

- (3) When a customer chooses to commence billing rather than cancel an ASR for these services specified in (A), the customer must submit an ASR prior to calendar day 31 from the original service date and request a service date change. The new service date may not exceed the original service date by more than 120 calendar days. Charges in 3.2.2(A) will only apply for each subsequent service date change request after calendar day 31, not to exceed 120 calendar days.

When a customer elects to commence billing, monthly recurring charges will begin accruing at calendar day 31 after the original service date. Upon completion of the ASR, the initial bill for the service will include these accrued charges and any additional nonrecurring charges in addition to billable charges specified in 2.4.1(C).

If the ASR is not completed within 121 calendar days of the original service date, the ASR will be canceled. Cancellation charges in (C)(2) will apply. In addition, the customer will be billed the accrued monthly recurring charges specified above plus any additional nonrecurring charges applicable for the Service. These charges will be computed commencing at day 31 after the original service date up to and including the cancellation date, not to exceed 90 days of service (120 days from the original service date). The Telephone Company will not reissue an ASR with a new service date beyond 121 calendar days. It will be the customer's responsibility to submit a new ASR for Switched or Special Access Service, as appropriate.

(This page filed under Transmittal No. 1)

Chief Financial Officer
Tekken Street, Susupe, Saipan, MP 96950

FACILITIES FOR INTERSTATE ACCESS

3. ORDERING OPTIONS FOR FIA (Cont'd)3.2 Access Service Request (Cont'd)3.2.6 Cancellation of an ASR (Cont'd)

- (D) For cancellation of an ASR for Switched Access FGD or BSA-D before an end office converts to equal access, cancellation charges will apply if the Telephone Company is notified of the cancellation within a period of 12 months prior to the scheduled service date. Cancellation charges apply to each trunk cancelled.

When, due to a shortage of FGD or BSA-D facilities an allocation of FGD or BSA-D facilities is made, cancellation charges apply only to circuits allocated to the customer.

Cancellation charges will accrue to the maximum in equal monthly increments (i.e., maximum cancellation charge divided by 12) beginning twelve months before an end office converts to equal access. Maximum cancellation charges are listed in Section 3.2.8. The charge applied will be the accrued charge in the month during which notice of cancellation is received by the Telephone Company.

Example:

<u>Month During Which Notice Is Received Before Conversion Date</u>	<u>Charge (Per Trunk Cancelled)</u>
12	\$ 68.77
11	\$ 137.54
10	\$ 206.30
9	\$ 275.07
8	\$ 343.84
7	\$ 412.61
6	\$ 481.37
5	\$ 550.14
4	\$ 618.91
3	\$ 687.68
2	\$ 756.44
1	\$ 825.21

(This page filed under Transmittal No. 1)

Chief Financial Officer
Tekken Street, Susupe, Saipan, MP 96950

FACILITIES FOR INTERSTATE ACCESS

3. ORDERING OPTIONS FOR FIA (Cont'd)3.2 Access Service Request (Cont'd)3.2.7 Discontinuance of Switched Access FGD or BSA-D

A Discontinuance Charge applies if a customer discontinues FGD or BSA-D service provided at the conversion of an end office to equal access. The Discontinuance Charge applies to each FGD or BSA-D trunk discontinued with one exception. When the FGD or BSA-D service is a result of an upgrade from FGB or BSA-B trunks in service prior to conversion to equal access, the Discontinuance Charge will only apply to the number of FGD or BSA-D trunks being discontinued that are in excess of the number of FGB or BSA-B trunks in service prior to conversion to equal access. However, the customer may still be liable for any Minimum Period charges in 3.2.5 that may be applicable to the FGB or BSA-B trunks that were in service prior to conversion. For purposes of calculating the Discontinuance Charge the Maximum Discontinuance Charge will be amortized in equal monthly increments (i.e., Maximum Discontinuance Charge divided by 12) over a 12 month period beginning on the date the end office converts to equal access. The Maximum Discontinuance Charge is equal to the FGD or BSA-D Maximum Cancellation Charge in 3.2.8. The charge assessed will be the unamortized portion of the Maximum Discontinuance Charge.

Example:

<u>Month During Which Service is Discontinued After Conversion Date</u>	<u>Charge (Per Trunk Discontinued)</u>
1	\$ 825.21
2	\$ 756.44
3	\$ 687.68
4	\$ 618.91
5	\$ 550.14
6	\$ 481.37
7	\$ 412.61
8	\$ 343.84
9	\$ 275.07
10	\$ 206.30
11	\$ 137.54
12	\$ 68.77

(This page filed under Transmittal No. 1)

Chief Financial Officer
Tekken Street, Susupe, Saipan, MP 96950

FACILITIES FOR INTERSTATE ACCESS

3. ORDERING OPTIONS FOR FIA (Cont'd)

3.2 Access Service Request (Cont'd)

3.2.8 FGD or BSA-D Maximum Per Trunk Cancellation Charge

Cancellation Charge
\$ 311.48

(This page filed under Transmittal No. 1)

Chief Financial Officer
Tekken Street, Susupe, Saipan, MP 96950

FACILITIES FOR INTERSTATE ACCESS

3. ORDERING OPTIONS FOR FIA (Cont'd)

3.3 Access Service Requests For Services Provided By More Than One Telephone Company

- (A) Switched or Special Access Services provided by more than one telephone company are services where one end of the Switched Transport or Special Transport facility is in the operating territory of one telephone company and the other end of the facility is in the operating territory of a different telephone company.

The ordering procedure for this service is in (1) and (2). The telephone company will notify the customer, identifying which ordering procedures will apply.

(1) Single Company Billing

The telephone company receiving the ASR from the customer will arrange to provide the service and bill the customer as in 2.7.2. The customer will place the ASR with the telephone company as follows:

- (a) For Switched Access Services the customer will place the ASR with the telephone company in whose territory the following is located:

- FGA or BSA-A - dial tone office

When the preceding is not in the same telephone company's territory as the customer designated location (CDL), the customer must supply a copy of the ASR to the telephone company in whose territory the CDL is located.

(2) Meet Point Billing

Each telephone company will provide its portion of the Switched Transport or Special Transport service within its operating territory to the meet point with the other telephone company(s). The BP will be determined by the telephone companies involved in providing the FIA service and listed in the ECA Tariff FCC No. 4.

For all Switched Access Services and all Special Access Services the order will be placed with the telephone company as specified in the Ordering and Billing Forum's Multiple Exchange Carrier Ordering and Design (MECOD) guidelines.

- (B) When FGA or BSA-A is ordered in a Multicarrier Access Area, the customer must provide a copy of the order to the SEC. The SEC will bill as in 2.7.

(This page filed under Transmittal No. 1)

Chief Financial Officer
Tekken Street, Susupe, Saipan, MP 96950

Issued: June 16, 2021

FACILITIES FOR INTERSTATE ACCESS

TABLE OF CONTENTS

4.	<u>SWITCHED ACCESS</u> (Cont'd)	<u>Page</u>
4.1	<u>General</u>	4-6
4.2	<u>Description of Switched Access</u>	4-7.1
4.2.1	Description of Feature Groups	4-7.1
(A)	Feature Group A	4-7.1
(B)	Feature Group B	4-12
(C)	Feature Group D	4-18
4.2.2	Description of Basic Serving Arrangements (BSAs)	4-24
(A)	BSA-A	4-24
(B)	BSA-B	4-28
(C)	BSA-D	4-32
(D)	Dedicated Network Access Link (DNAL)	4-38
4.2.3	Description of Switched Transport	4-39
(A)	General	4-39
(B)	Entrance Facilities	4-42
(1)	Two-Wire Voice Frequency Entrance Facilities	4-43
(2)	Four-Wire Voice Frequency Entrance Facilities	4-43
(3)	Group Analog Entrance Facilities	4-44
(4)	Supergroup Analog Entrance Facilities	4-45
(5)	Mastergroup Analog Entrance Facilities	4-45
(6)	DS1 Digital Entrance Facilities	4-46
(7)	DS1C Digital Entrance Facilities	4-46
(8)	DS2 Digital Entrance Facilities	4-47
(9)	DS3 Digital Entrance Facilities	4-47
(10)	DS3C Digital Entrance Facilities	4-48
(C)	Direct-Trunked Transport	4-48
(D)	Tandem-Switched Transport	4-49
(E)	Interconnection Rate	4-50
(F)	Multiplexing	4-51
(G)	Optional Arrangements	4-51
4.2.4	Description of End Office Services	4-52
4.2.5	End Office Services Optional Arrangements	4-53
(A)	Alternate Traffic Routing	4-53
(B)	Automatic Number Identification (ANI) Arrangement	4-54
(C)	Intra Access Area Call Denial on Line or Hunt Group	4-55
(D)	InterLATA Call Denial on Line or Hunt Group	4-56
(E)	Call Denial on Line or Hunt Group Outside the Access Area	4-56
(F)	Dual Tone Multifrequency Address Signaling	4-57
(G)	Hunt Group Arrangement	4-57
(H)	Customer Specification of Switched Access Directionality	4-57
(I)	Nonhunting Number for Use with Hunt Group Arrangement	4-58
(J)	Nonhunting Number for Use with Uniform Call Distribution Arrangement	4-58
(K)	Operator Assistance Full Feature Arrangement	4-58
(L)	Rotary Dial Station Signaling	4-58
(M)	Service Class Routing	4-58
(N)	Service Code Denial on Line or Hunt Group	4-58
(O)	Trunk Access Limitation	4-59
(P)	Uniform Call Distribution Arrangement	4-59

(This page filed under Transmittal No. 43)

Chief Financial Officer
Tekken Street, Susupe, Saipan, MP 96950

Issued: January 3, 2012

FACILITIES FOR INTERSTATE ACCESS

TABLE OF CONTENTS

4.	<u>SWITCHED ACCESS (Cont'd)</u>	<u>Page</u>	
4.2	<u>Description of Switched Access (Cont'd)</u>		
4.2.5	End Office Services Optional Arrangements (Cont'd)		
(Q)	Up to 7 Digit Outpulsing of Access Digits to the Customer	4-59	
(R)	Band Advance Arrangement	4-59	
(S)	FGD and BSA-D Switched Access Service with 950-XXXX Access.....	4-60	
(T)	Switched Data Service.....	4-61	
(U)	Tandem Switch Signaling.....	4-62	
(V)	Carrier Identification Parameter (CIP)	4-62	
(W)	Flexible Automatic Number Identification (FLEX ANI)	4-62	
4.2.6	Call Restriction and Code Screening Reports.....	4-63	
4.2.7	Installation and Acceptance Testing of Switched Access	4-63	
4.2.8	Provision of Design Layout Report	4-63	
4.2.9	Network Management.....	4-63	
4.2.10	Design and Routing of Switched Access.....	4-64	
4.2.11	Provision of Switched Access Performance Data	4-64	
4.2.12	Transmission Performance.....	4-64	
4.2.13	Design Blocking Probability	4-65	
4.2.14	Special Facilities Routing.....	4-66	
4.2.15	Information Surcharge	4-67	
4.2.16	800/877/888 Data Base Query Service	4-67	
4.2.17	500 Customer Identification Function	4-68	
4.2.18	Tandem Switch Signaling	4-68	
4.2.19	Basic Service Elements (BSEs)	4-69	
4.2.20	Telecommunications Relay Service (TRS) Equal Access Interconnection	4-73	
4.3	<u>Obligations of the Customer</u>	4-75	
4.3.1	On and Off-Hook Supervision.....	4-75	
4.3.2	ASR Requirements	4-75	
4.3.3	Jurisdictional Determination	4-76	
4.3.4	Call Signaling.....	4-79.1	(N)
4.4	<u>Payment Arrangements and Credit Allowances</u>	4-80	
4.4.1	Cancellation of Applications	4-80	
4.4.2	Credit Allowances	4-80	
4.5	<u>Rate and Charge Regulations</u>	4-80	
4.5.1	Rate Elements	4-80	

(This page filed under Transmittal No. 12)

Chief Financial Officer
Tekken Street, Susupe, Saipan, MP 96950

FACILITIES FOR INTERSTATE ACCESS

TABLE OF CONTENTS

4.	<u>SWITCHED ACCESS</u> (Cont'd)	Page
4.5	<u>Rate and Charge Regulations</u> (Cont'd)	
4.5.2	Rate Regulations (Cont'd)	
(A)	Types of Rates and Charges	4-81
(1)	Usage Rated	4-81
(2)	Flat Rated	4-81
(3)	Nonrecurring Charges	4-81
(a)	Service Installation Charges	4-81
(b)	Installation of Voiceband Entrance Facilities	4-82
(c)	Installation of Multiplexing Arrangements	4-82
(d)	Installation of DS1 and DS3 Entrance Facilities	4-82
(1)	DS1 Standard Arrangements	4-82
(2)	DS3 Arrangements	4-82
(e)	Switched Access Installation Charge Waiver	4-83
(f)	Switched Access Ordering Charge	4-83
(g)	Service Rearrangements	4-85
(h)	Design Change Charge	4-90
(i)	Installation Charge for FGA and BSA-A Optional Call Blocking Arrangements	4-91
(j)	Change of Switched Access Type	4-92
(k)	Moves	4-93
(1)	Same CDL	4-94
(2)	A Different CDL	4-94
(B)	800/877/888 Data Base Query Service	4-94
(C)	Network Blocking Charge for Tandem Switched FGB, FGD, BSA-B and BSA-D	4-95
(D)	Determination of Interstate Charges for Mixed Interstate and Intrastate Switched Access	4-96
(E)	Local Dial-It Services	4-96
(F)	Directory Assistance	4-96
(G)	Description and Application of Rates	4-97
(1)	Determination of Premium Rates and Nonpremium Rates	4-97
(2)	Switched Transport	4-98
(3)	Extended FGA and BSA-A Terminating Traffic	4-104
(4)	Equal Access Notification	4-105
(5)	End Office Switching	4-107
(6)	Tandem Switch Signaling	4-108
(7)	Dedicated Trunk Port Charge	4-109
(8)	Shared Trunk Port Charge	4-109
(9)	Carrier Identification Parameter	4-110

(This page filed under Transmittal No. 1)

Chief Financial Officer
Tekken Street, Susupe, Saipan, MP 96950

FACILITIES FOR INTERSTATE ACCESS

TABLE OF CONTENTS

4.	<u>SWITCHED ACCESS (Cont'd)</u>	<u>Page</u>
4.5	<u>Rate and Charge Regulations (Cont'd)</u>	
4.5.2	Rate Regulations (Cont'd)	
(H)	Measuring Access Minutes	4-111
(1)	Feature Group A and BSA-A Usage Measurement	4-111
(2)	Feature Group B and BSA-B Usage Measurement	4-112
(3)	Usage Measurement Not Available For Feature Groups A and B and BSAs A and B	4-112
(4)	Feature Group D and BSA-D Usage Measurement	4-113
(5)	Usage Measurement Not Available for FGD and BSA-D	4-114
(I)	FGD and BSA-D Switched Access Service with 950-XXXX Access	4-114
4.5.3	Application of Rates for FGA and BSA-A Extension Service	4-115
4.5.4	Switched Access DS1 Optional Payment Plan	4-115
4.5.5	Shared Use Analog and Digital High Capacity Service	4-119
4.5.6	Basic Service Elements (BSEs)	4-120
4.6	<u>Rates and Charges</u>	4-122
4.6.1	Nonrecurring Charges	4-122
(A)	Switched Access Service Ordering Charges and Design Change Charge	4-122
(B)	500 NXX Translation Charge	4-122
(C)	Network Blocking Charge	4-122
(D)	FGA and BSA-A Optional Toll Blocking	4-122
4.6.2	Switched Transport	4-123
(A)	Tandem-Switched Transport - Facility	4-123
(B)	Tandem-Switched Transport - Termination	4-123
(C)	Tandem Switching Rate	4-123
(D)	Shared Multiplexing	4-123
(E)	Interconnection Rate	4-124
(F)	Direct-Trunked Transport-Voiceband	4-125
(G)	Direct-Trunked Transport - DS1	4-125
(H)	Direct-Trunked Transport - DS3	4-125
(I)	Dedicated Trunk Port	4-126
(J)	Entrance Facility-Voiceband	4-126
(K)	Entrance Facility - DS1	4-127
(L)	Entrance Facility - DS3	4-127
(M)	Multiplexing	4-127
4.6.3	End Office Services	4-128
(A)	800/877/888 Data Base Query Service	4-128
(B)	End Office Switching-Bundled (EOSB)	4-128
(C)	End Office Switching-Unbundled (EOSU)-Circuit Switched Line	4-128
(D)	End Office Switching-Unbundled (EOSU)-Circuit Switched Trunk	4-128
(E)	Shared Trunk Port	4-129

(This page filed under Transmittal No. 1)

Chief Financial Officer
Tekken Street, Susupe, Saipan, MP 96950

FACILITIES FOR INTERSTATE ACCESS
TABLE OF CONTENTS

4.	<u>SWITCHED ACCESS (Cont'd)</u>	<u>Page</u>
4.6	<u>Rates and Charges (Cont'd)</u>	
4.6.4	Information Surcharge	4-129
4.6.5	Basic Service Elements	4-130
(A)	Alternate Traffic Routing - BSE	4-130
(B)	Automatic Number Identification (ANI) - BSE.....	4-130
(C)	User Transfer - BSE	4-130
(D)	Hunt Group Arrangement - BSE.....	4-130
(E)	Queuing - BSE.....	4-131
(F)	Uniform Call Distribution - BSE	4-131
(G)	Simplified Message Desk Interface (SMDI) - BSE	4-131
(H)	Premier Messaging Services Interface (PMSI) - BSE.....	4-132
(I)	Remote Call Forwarding - BSE	4-132
(J)	Direct Inward Dialing (DID) - BSE	4-132
(K)	Billed Number Screening (BNS) - BSE	4-132
4.6.6	Carrier Identification Parameter (CIP)	4-133

(This page filed under Transmittal No. 1)

Chief Financial Officer
Tekken Street, Susupe, Saipan, MP 96950

FACILITIES FOR INTERSTATE ACCESS

4. SWITCHED ACCESS (Cont'd)4.1 General

Switched Access provides two-point communications paths between the point of termination at a CDL and the points of termination at Telephone Company end user premises within the Access Area. Each path is established through the use of Switched Transport, (Entrance Facilities, Direct-Trunked Transport and/or Tandem Switched Transport) End Office Services, and Common Lines or Special Access Lines. Switched Access provides for the ability to originate calls from an end user's premises to the CDL and to terminate calls from the CDL to an end user's premises. Specific descriptions of Switched Access are in 4.2.

Switched Access services, when used to provide Tandem Switch Signaling (TSS) may be connected to a customer's access tandem via Switched Transport Access services. TSS is available only with FGD, and BSA-D Switched Access services provided from equal access end offices. TSS is provided in multifrequency (MF) address signaling format from equal access end offices. TSS is not available from end offices that use alternate technologies to provide equal access capabilities, nor from Telephone Company access tandems.

Switched Access Feature Group's are ordered in either quantities of lines or trunks or in Busy Hour Minutes of Capacity (BHMC). FGA and BSA-A is furnished on a per-line basis, and FGB, FGD, BSA-B and BSA-D are furnished on a per-trunk basis in accordance with the capacity ordered in trunks or BHMC.

Quantities of lines, trunks or total BHMC of the circuit group connecting the first point of switching and the CDL are determined at the Telephone Company's first point of switching.

A customer may designate one or more CDLs within the LATA for FGA, FGB, FGD, BSA-A, BSA-B or BSA-D Switched Access Service.

When Switched Access is ordered in BHMC, the BHMC must be differentiated by Feature Group type and directionality of traffic as in 4.3.2 in order for the Telephone Company to properly design Switched Access to meet the traffic carrying capacity requirements of the customer.

When a customer plans to use Switched Access in connection with the resale of services of an IC, the provisions for such Switched Access charges are in Section 12.

Switched Access is provided with basic testing as described in 4.2.1(A)(9), (B)(11), (C)(11) and 4.2.7. Additional testing is provided as described in 6.6. Testing is provided only on the FIA supplied by the Telephone Company.

(This page filed under Transmittal No. 1)

Chief Financial Officer
Tekken Street, Susupe, Saipan, MP 96950

Issued: January 3, 2012

FACILITIES FOR INTERSTATE ACCESS

4. SWITCHED ACCESS (Cont'd)

4.1 General (Cont'd)

Shared use between Switched Access and Special Access over high capacity facilities is described in 5.6.7.

Switched Access may be ordered by the customer for mixed intrastate and interstate communications as in 4.3.2 and 4.3.3.

The following provision applies to the treatment of Toll VoIP-PSTN Traffic pursuant to the Federal Communications Commission's Part 51 Interconnection Rules and in compliance with the Federal Communications Commission's Report and Order and Further Notice of Proposed Rulemaking in CC Docket Nos. 96-45 and 01-92; GN Docket No. 09-51; WC Docket Nos. 03-109, 05-337, 07-135 and 10-90; and WT Docket No. 10-208, adopted October 27, 2011 and released November 18, 2011 (FCC 11-161). In the absence of an interconnection agreement between the Telephone Company and the customer specifying the treatment of Toll VoIP-PSTN Traffic, the Telephone Company will bill the customer the applicable switched access rates and charges specified in Section 4.6, following, on all jurisdictionally interstate voice traffic identified as Toll VoIP-PSTN Traffic.

(N)

(N)

(M)

(M)

(M) Material that previously appeared on this page now appears on page 4-7.1.

(This page filed under Transmittal No. 12)

Chief Financial Officer
Tekken Street, Susupe, Saipan, MP 96950

Issued: January 3, 2012

Effective: January 18, 2012

FACILITIES FOR INTERSTATE ACCESS

4. SWITCHED ACCESS (Cont'd)4.2 Description of Switched Access

(M)

Switched Access is provided in conjunction with either of two types of access services, bundled Feature Groups or unbundled Basic Serving Arrangements (BSAs). BSAs, described in 4.2.2, are provided in two basic categories differentiated by their technical characteristics and how they connect, line side or trunk side connection, to the Telephone Company's first point of switching. The trunk side BSA is further differentiated into three alternatives based upon how the end user accesses the trunk side BSA, with or without an access code. Feature Group A (FGA) and Basic Serving Arrangement A (BSA-A) are defined as line side connections to the Telephone Company's network. Feature Group B (FGB), Feature Group D (FGD), Basic Serving Arrangement Alternative B (BSA-B) and Basic Serving Arrangement Alternative D (BSA-D) are defined as trunk side connections to the Telephone Company's network. The use of a line side or trunk side switched access connection is dependent upon the switched access arrangement ordered by the customer. Feature Groups and BSAs are arranged for either originating, terminating, or two-way calling, based on the end office switching capacity ordered. Originating calling permits the delivery of calls from Telephone Company exchange service locations to the customer's premises. Terminating calling permits the delivery of calls from the customer's premises to Telephone Company exchange service locations. Two-Way calling permits the delivery of calls in both directions, but not simultaneously.

Switched Access will be provided as both Feature Groups and BSAs to Telephone Company end offices either directly routed or routed via an access tandem, except as set forth following:

- Feature Group and BSA trunk side equivalents (FGB and BSA-B and FGD and BSA-D) may not be provided for the same Carrier Identification Code (CIC) and/or Billing Account Number (BAN) at Telephone Company end offices which subtend the same tandem. When a Telephone Company end office subtends multiple tandems, Feature Group and BSA trunk side equivalents may not be provided for the same CIC and/or BAN at any Telephone Company end office which subtends either tandem.
- Feature Group and BSA line side equivalents (FGA and BSA-A) may not be mixed in the same multiline hunt group.

4.2.1 Descriptions of Feature Groups

The Telephone Company, under the ordering provisions in Section 3, at rates and charges as specified in 4.6, will provide Switched Access Feature Groups as follows:

(A) Feature Group A

Feature Group A (FGA), which is available to all customers, provides line-side access to Telephone Company end office switches with an end user access code of NXX-XXXX for the customer's use in originating and terminating communications. FGA is available as Message Telecommunications Service-type or Wide Area Telecommunications Service-type (MTS/WATS-type) access or as Foreign Central Office/Off Network Access Line (FCO/ONAL) open end access, for customer provided interstate communications capability or connection to an interexchange interstate service.

(M)

(M) Material that appears on this page previously appeared on page 4-7.

(This page filed under Transmittal No. 12)

Chief Financial Officer
Tekken Street, Susupe, Saipan, MP 96950

FACILITIES FOR INTERSTATE ACCESS

4. SWITCHED ACCESS (Cont'd)

4.2 Description of Switched Access (Cont'd)

4.2.1 Descriptions of Feature Groups (Cont'd)

(A) Feature Group A (Cont'd)

- (1) FGA is provided at all Telephone Company end office switches and switches customer communications to and from Common Lines, or Special Access Lines, as in 4.2.1(A).

FGA utilizes a two-point electrical communications path between the Interface Arrangement and the Common Line or Special Access Line which is a voice grade transmission path comprised of any form or configuration of plant capable of, and typically used in the telecommunications industry for, the transmission of the human voice and associated telephone signals within the frequency bandwidth of approximately 300 to 3000 Hz.

- (2) FGA is provided as line-side switching through end office switch line equipment. Line-side switching may, at the option of the customer, be provided with ground start supervisory signaling or loop start supervisory signaling.

- (3) The customer shall select the first point of switching, within the selected FGA Access Area.

- (4) FGA is arranged for originating calling only, terminating calling only or two-way calling. The Telephone Company will determine the type of calling to be provided unless the customer requests the option, Customer Specification of Switched Access Directionality as described in 4.2.5(H). For such specification, additional charges on an Individual Case Basis will apply if the calling arrangements are different than that the Telephone Company would have provided without such special arrangements. Originating calling permits the origination of calls from the end user to the CDL. Terminating calling permits the termination of calls from the CDL to the end user. Two-way calling permits either the origination or termination of calls, but not simultaneously.

(This page filed under Transmittal No. 1)

Chief Financial Officer
Tekken Street, Susupe, Saipan, MP 96950

FACILITIES FOR INTERSTATE ACCESS

4. SWITCHED ACCESS (Cont'd)4.2 Description of Switched Access (Cont'd)4.2.1 Descriptions of Feature Groups (Cont'd)(A) Feature Group A (Cont'd)

- (5) FGA, when being used in the terminating direction, is arranged with dial tone start-dial signaling and dial pulse address signaling. FGA, when being used in the terminating direction, may, at the option of the customer, be arranged for Dual Tone Multifrequency (DTMF) address signaling, subject to availability of equipment in the end office from which FGA is provided. When FGA is provided in a Hunt Group Arrangement or Uniform Call Distribution Arrangement, all FGA will be arranged for the same type of signaling.

No address signaling is provided by the Telephone Company when FGA is used in the originating direction. Address signaling in such cases, if required by the customer, must be provided by the end user using inband tone signaling techniques. Such inband tone address signals will be subject to the ordinary transmission capabilities of the Switched Transport provided.

- (6) FGA, when used in the terminating direction, may be used to access valid NXXs in the FGA Access Area. For FGA, the Access Area is defined as the local calling area of the end office switch from which the FGA is provided. The description of any specific FGA Access Area will be provided to the customer upon request. Access is also provided for Extended FGA terminating calls established on a 1+ basis (i.e., toll) outside the specific FGA Access Area (i.e., local calling area) however inside the LATA. When a FGA customer chooses to terminate toll calls outside the LATA via an Interexchange Carrier's Service (i.e., no screening or blocking performed by customer), the rates and charges in 4.5.2(H)(3) apply. The Telephone Company may, at the customer's request, and depending on the technical capabilities, screen and block such interLATA calls. Access is also provided to local operator service (0- and 0+), directory assistance (411 and 555-1212), emergency reporting service (911), local telephone repair (611), information services (e.g., time and temperature) and IC services (by dialing the appropriate digits). The customer will be billed for an operator surcharge as in the Telephone Company General and/or Local Tariffs, for local operator assistance (0-) calls; certain community information service calls; directory assistance (411 and 555-1212) calls; and customer call charges in accordance with other IC tariffs in force when the Telephone Company performs the billing for such customer calls.

(This page filed under Transmittal No. 1)

Chief Financial Officer
Tekken Street, Susupe, Saipan, MP 96950

FACILITIES FOR INTERSTATE ACCESS

4. SWITCHED ACCESS (Cont'd)4.2 Description of Switched Access (Cont'd)4.2.1 Descriptions of Feature Groups (Cont'd)(A) Feature Group A (Cont'd)

(6) (Cont'd)

Access to these services may, at the option of the customer, be blocked when the Call Denial on Line or Hunt Group three digit or six digit dial code screening arrangements are provided, subject to the availability of the equipment in the end office from which FGA is provided. Call Denial on Line or Hunt Group is an arrangement which will screen terminating calls except calls to 411, 611, 911, 800, 888, 555-1212, and a set of NXXs selected by the customer, in cooperation with the Telephone Company for each end office switch and route all other calls to reorder tone or recorded announcement.

Three digit dial code screening is an arrangement which will screen terminating calls and allow completion of calls to one or more specific NXXs (or all NXXs) within the Home NPA, or calls to one, two, or three digit service codes (e.g., 0, 411) and route all others to reorder tone or recorded announcement.

Six digit dial code screening is an arrangement which will screen Access Area terminating calls and allow completion of calls to selected NXXs within foreign NPAs and route all other calls in the foreign NPA to reorder tone or recorded announcement.

- (7) FGA is provided on a single line basis. FGA may, at the option of the customer, be provided in a Hunt Group Arrangement or a Uniform Call Distribution Arrangement. When FGA is provided with these arrangements, the FGA may also, at the option of the customer, be provided with a Nonhunting Number Arrangement. The Uniform Call Distribution Arrangement and the Nonhunting Number Arrangement are only available from certain Telephone Company end office switches. All FGA in a Hunt Group Arrangement or Uniform Call Distribution Arrangement with the Nonhunting Number Arrangement will be similarly arranged.

(This page filed under Transmittal No. 1)

Chief Financial Officer
Tekken Street, Susupe, Saipan, MP 96950

FACILITIES FOR INTERSTATE ACCESS

4. SWITCHED ACCESS (Cont'd)4.2 Description of Switched Access (Cont'd)4.2.1 Descriptions of Feature Groups (Cont'd)(A) Feature Group A (Cont'd)

- (8) A seven digit telephone number assigned by the Telephone Company is provided for access to FGA in the originating direction. The seven digit local telephone number will be associated with the selected end office switch and is of the form NXX-XXXX. If the customer requests a specific seven digit telephone number that is not currently assigned and the Telephone Company can, with reasonable effort, comply with that request, the requested number will be assigned to the customer.

- (9) FGA is provided with basic testing at no additional charge. Basic tests include: loss, 3 tone slope, (C-message and C-notched), dc continuity and when applicable operational signaling.

- (a) Where Telephone Company equipment is available a seven digit access number will be provided to the customer for testing in the terminating direction. These access numbers shall include: balance (100 type) test line, and milliwatt (102 type) test line.

Additional testing will apply as in 6.6 when: (a) the customer requests a test not specified in the preceding; (b) the test requested is not essential to the ongoing maintenance of FGA; or (c) the customer requests testing on a more frequent basis than scheduled for in the Telephone Company's Central Office Maintenance Planning System (COMPS). The Telephone Company will routinely perform maintenance testing from the dial tone end office to the customer's first point of switching.

- (10) When all FGA for an individual customer (a single line or entire hunt group) is discontinued at an end office, a regular number intercept announcement is provided. This arrangement provides, for a limited period of time, an announcement that the service associated with the number dialed has been disconnected.

- (11) FGA is provided with either Type B or Type C transmission performance. The parameters associated with these performances are guaranteed to the first point of switching. Type C transmission performance is provided with Interface Arrangement 1 and Type B is provided with Interface Arrangements 2 through 10. In addition, Data Transmission Parameters may, at the option of the customer, be provided with FGA.

(This page filed under Transmittal No. 1)

Chief Financial Officer
Tekken Street, Susupe, Saipan, MP 96950

FACILITIES FOR INTERSTATE ACCESS

4. SWITCHED ACCESS (Cont'd)4.2 Description of Switched Access (Cont'd)4.2.1 Descriptions of Feature Groups (Cont'd)(B) Feature Group B

Feature Group B (FGB), which is available to all customers, provides trunk-side access to Telephone Company end office switches with an associated uniform 950-XXXX access code for originating and terminating communications for customer provided interstate communications capability or connection to an interexchange interstate service.

- (1) FGB, when provided without the use of a Telephone Company access tandem switch (in a directly routed arrangement), is provided at all Telephone Company appropriately equipped electronic end office switches. When provided via Telephone Company appropriately equipped electronic access tandem switches, FGB End Office Services are provided at all Telephone Company subtending end office switches in the terminating direction and at appropriately equipped end offices in the originating direction utilizing the end user access code of 950-XXXX. For those subtending end offices that are not appropriately equipped, access in the originating direction is available by the end user access code of 1+950-XXXX.

FGB utilizes a two-point electrical communications path between the Interface Arrangement and Common Line or a Special Access Line, as in 4.2.1(B), which is a voice grade transmission path comprised of any form or configuration of plant capable of, and typically used in the telecommunications industry for, the transmission of the human voice and associated telephone signals within the frequency bandwidth of approximately 300 to 3000 Hz.

- (2) FGB is provided as trunk-side switching through the use of end office switch trunk equipment. The switch trunk equipment is provided with wink start pulsing and answer and disconnect supervisory signaling.
- (3) The Telephone Company will select the trunking arrangement from the end office, within the selected Access Area from which FGB is to be provided. If the customer orders an Automatic Number Identification (ANI) Arrangement or Rotary Dial Station Signaling, where available, special routing and trunking arrangements may be required.

(This page filed under Transmittal No. 1)

Chief Financial Officer
Tekken Street, Susupe, Saipan, MP 96950

FACILITIES FOR INTERSTATE ACCESS

4. SWITCHED ACCESS (Cont'd)

4.2 Description of Switched Access (Cont'd)

4.2.1 Descriptions of Feature Groups (Cont'd)

(B) Feature Group B (Cont'd)

- (4) FGB is arranged for either originating, terminating, or two-way calling based on the trunks or BHMC ordered. The Telephone Company will determine the type of directional calling to be provided unless the customer requests the option, Customer Specification of Switched Access Directionality as described in 4.2.5(L). For such specification, additional charges on an Individual Case Basis will apply if the calling arrangements are different from that the Telephone Company would have provided without such special arrangements. Originating calling permits the origination of calls from the end user to the CDL. Terminating calling permits the termination of calls from the CDL to the end user. Two-way calling permits either the origination or termination of calls, but not simultaneously.
- (5) FGB, when being used in the terminating and originating direction, is provided with multifrequency address signaling. At the option of the customer, up to 7 Digits Outpulsing of Access Digits to the customer will be provided in the originating direction by the Telephone Company equipment to the CDL where the FGB terminates. Except for FGB provided with the ANI arrangement or Rotary Dial Station Signaling as in 4.2.5(M), any other address signaling in the originating direction, if required by the customer, must be provided by the end user using inband tone signaling techniques. Such inband tone address signals will not be regenerated by the Telephone Company and will be subject to the ordinary transmission capabilities of the Switched Transport provided.

(This page filed under Transmittal No. 1)

Chief Financial Officer
Tekken Street, Susupe, Saipan, MP 96950

FACILITIES FOR INTERSTATE ACCESS

4. SWITCHED ACCESS (Cont'd)4.2 Description of Switched Access (Cont'd)4.2.1 Descriptions of Feature Groups (Cont'd)(B) Feature Group B (Cont'd)

- (6) FGB, when being used in the terminating direction, may be used to access valid NXXs in the FGB Access Area. If the FGB connection is made directly to an end office the Access Area is that of that end office only. If the FGB connection is made to an access tandem the Access Area is that of all end offices subtending that access tandem. The description of any FGB Access Area will be provided to the customer upon request. Access is also available to information services (e.g., time and temperature) and IC services by dialing the appropriate digits and other services when those services can be reached using valid NXX codes. Premium End Office Switching - Bundled (EOSB) rates in 4.5.2(H)(5) and 4.6.3(B) apply to all FGB usage originating or terminating at an equal access end office. When a provider of MTS and WATS subscribes to FGB at an end office, FGB terminating usage will be subject to premium EOSB rates and FGB originating usage will be subject to nonpremium EOSB rates.
- (7) A separate trunk group will be established based on the directionality (i.e., originating only, terminating only, or two-way traffic) of the FGB arrangement provided.
- (8) The access code for FGB is a uniform access code in the form of 950-XXXX. For end offices not appropriately equipped an IC may instruct their end users to access the FGB by dialing 1+950-XXXX.

(This page filed under Transmittal No. 1)

Chief Financial Officer
Tekken Street, Susupe, Saipan, MP 96950

FACILITIES FOR INTERSTATE ACCESS

4. SWITCHED ACCESS (Cont'd)

4.2 Description of Switched Access (Cont'd)

4.2.1 Descriptions of Feature Groups (Cont'd)

(B) Feature Group B (Cont'd)

- (9) FGB may, at the option of the customer, be arranged to provide an ANI arrangement to obtain the calling station billing numbers. ANI is not available if the FGB connection is at an access tandem. The ANI arrangement provides seven digit calling station billing number information to the CDL. In those situations where no billing number is available in the end office switch, as with 4/8 party service, no seven digit number will be provided and an "operator identification" information digit will be provided.

In those cases where an ANI failure has occurred in the end office switch, no seven digit number will be provided, and an "identification failure" information digit will be provided. ANI will be available using multifrequency signaling provided by the Telephone Company.

Rotary Dial Station Signaling will be made available in certain end offices using dial repeating equipment provided by the Telephone Company. The customer must order Switched Transport arranged to pass the dial repeating signals. FGB is provided in directly routed arrangements where the ANI or Rotary Dial Station Signaling arrangements are provided.

Only calls from end users terminated on the end office switch will be provided with the ANI or Rotary Dial Station Signaling arrangements.

- (10) The Telephone Company will determine the end office ANI protocol for FGB. The Telephone Company makes no guarantee that ANI will be available at all end offices which have access to FGB.

(This page filed under Transmittal No. 1)

Chief Financial Officer
Tekken Street, Susupe, Saipan, MP 96950

FACILITIES FOR INTERSTATE ACCESS

4. SWITCHED ACCESS (Cont'd)

4.2 Description of Switched Access (Cont'd)

4.2.1 Descriptions of Feature Groups (Cont'd)

(B) Feature Group B (Cont'd)

- (11) FGB is provided with basic testing at no additional charge. Basic tests include: loss, 3 tone slope, (C-message and C-notched noise) and where applicable, dc continuity, signaling and balance testing.
 - (a) Where Telephone Company equipment is available, a seven digit access number will be provided to the customer for testing in the terminating direction. These access numbers shall include: balance (100 type) test line, milliwatt (102 type) test line, data transmission (107 type) test line, loop around test line, short circuit test line and open circuit test line.
 - (b) Where Telephone Company equipment is available and the customer is equipped with compatible remote office test lines, FGB will be provided with automatic testing (105 type or equivalent) in the originating direction.

(This page filed under Transmittal No. 1)

Chief Financial Officer
Tekken Street, Susupe, Saipan, MP 96950

FACILITIES FOR INTERSTATE ACCESS

4. SWITCHED ACCESS (Cont'd)

4.2 Description of Switched Access (Cont'd)

4.2.1 Descriptions of Feature Groups (Cont'd)

(B) Feature Group B (Cont'd)

- (12) When all FGB is discontinued at an end office and/or in an Access Area, a regular number intercept announcement is provided. This arrangement provides, for a limited period of time, an announcement that the FGB associated with the number dialed has been disconnected.
- (13) FGB is provided with either Type B or Type C transmission performance. The parameters associated with these performances are guaranteed to the end office, when routed directly, or to the first point of switching, when routed via an access tandem. Type C transmission performance is provided with Interface Arrangement 1 and Type B is provided with Interface Arrangements 2 through 10. In addition, Data Transmission Parameters may, at the option of the customer, be provided with FGB.
- (14) FGB may at the option of the customer and with the concurrence of the Telephone Company, be provided with Alternate Traffic Routing. This arrangement, as shown in 4.2.5(A), delivers originating traffic from an end office over a designated trunk group to the CDL. When that trunk group is fully loaded, additional originating traffic is automatically delivered over one or more designated trunk groups to one or more CDLs.

(This page filed under Transmittal No. 1)

Chief Financial Officer
Tekken Street, Susupe, Saipan, MP 96950

FACILITIES FOR INTERSTATE ACCESS

4. SWITCHED ACCESS (Cont'd)4.2 Description of Switched Access (Cont'd)4.2.1 Descriptions of Feature Groups (Cont'd)(C) Feature Group D

Feature Group D (FGD), which is available to all customers, provides trunk-side access to Telephone Company end office switches with an associated 101XXXX access code for providers of MTS/WATS and MTS/WATS-type services for originating and terminating communications for customer provided interstate communications capability or connections to an interexchange interstate service.

- (1) FGD is provided at Telephone Company appropriately equipped electronic end office switches.

FGD utilizes a two-point electrical communications path between the Interface Arrangement and Common Line or Special Access Line which is a voice grade transmission path comprised of any form or configuration of plant capable of, and typically used in the telecommunications industry for, the transmission of the human voice and associated telephone signals within the frequency bandwidth of approximately 300 to 3000 Hz.

- (2) FGD is provided as trunk-side switching through the use of end office or Telephone Company access tandem switch trunk equipment. The switch trunk equipment is provided with answer and disconnect supervisory signaling and wink start pulsing signals.
- (3) The Telephone Company will select the trunking arrangement from the end office, within the selected Access Area from which FGD is to be provided. If the customer orders an Automatic Number Identification (ANI) Arrangement, Alternate Traffic Routing Arrangement, Service Class Routing Arrangement, or Trunk Access Limitation Arrangement, special routing and trunking arrangements may be required.
- (4) FGD is arranged for either originating calling only, terminating calling only, or two-way calling and based on the trunks or BHMC ordered. The Telephone Company will determine the type of directional calling to be provided unless the customer orders an Operator Assistance Full Feature Arrangement or requests the option, Customer Specification of Switched Access Directionality as described in 4.2.5(H). For such arrangements, additional charges on an Individual Case Basis will apply if the trunking arrangements are different from that the Telephone Company would have provided without such special arrangements. Originating calling permits the origination of calls from the end user to the CDL. Terminating calling permits the termination of calls from the CDL. Two-way calling permits either the origination or termination of calls, but not simultaneously.

(This page filed under Transmittal No. 1)

Chief Financial Officer
Tekken Street, Susupe, Saipan, MP 96950

FACILITIES FOR INTERSTATE ACCESS

4. SWITCHED ACCESS (Cont'd)

4.2 Description of Switched Access (Cont'd)

4.2.1 Descriptions of Feature Groups (Cont'd)

(C) Feature Group D (Cont'd)

- (5) FGD is provided with multifrequency address signaling. Up to twelve digits of the called party number dialed by the end user will be provided by Telephone Company equipment to the CDL where the FGD terminates. Such address signals will be subject to the ordinary transmission capabilities of the Switched Transport provided.
- (6) FGD, when being used in the terminating direction, may be used to access valid NXXs in the FGD Access Area. If the FGD connection is made directly to an end office the Access Area is that of that end office only. If the FGD connection is made to a Telephone Company access tandem, the Access Area is all end offices subtending that access tandem that have FGD capabilities. When the customer wants access to all end offices subtending that access tandem (both equal access and non equal access) a single FGD trunk group may be used. Traffic terminating at a non equal access end office using a FGD trunk group will be ordered as FGB and billed at FGB rates. Separate trunk groups for the combined use of FGD and FGB or FGD are not required. The description of any FGD Access Area will be provided to the customer upon request. FGD may also be used in the terminating direction to access information services (e.g., time and temperature) and other services by dialing the appropriate codes when the services can be reached using valid NXX codes.
- (7) A separate trunk group will be established based on directionality (i.e., originating only, terminating only, or two-way traffic) of the FGD arrangement provided.

(This page filed under Transmittal No. 1)

Chief Financial Officer
Tekken Street, Susupe, Saipan, MP 96950

FACILITIES FOR INTERSTATE ACCESS

4. SWITCHED ACCESS (Cont'd)

4.2 Description of Switched Access (Cont'd)

4.2.1 Descriptions of Feature Groups (Cont'd)

(C) Feature Group D (Cont'd)

- (8) The access code for FGD is a uniform access code of the form 101XXXX. No access code is required if the end user's Telephone Company local service is arranged for Primary Interexchange Carrier (PIC) arrangement as in 6.4 to the same customer. The number dialed by the end user shall be a seven or ten digit number for calls in the North American Numbering Plan (NANP). For international calls outside the NANP, a five to twelve digit number may be dialed. The form of the numbers dialed by the end users is NXX-XXXX, 0 or 1 + NXX-XXXX, NPA + NXX-XXXX, 0 or 1 + NPA + NXX-XXXX. When the 101XXXX access code is used, FGD also provides for dialing the digit 0 for access to the customer's operator, or the end-of-dialing digit (#) for cut-through access to the CDL. FGD also provides for the dialing of digits 00 for access on a non-DDD basis to the customer's operator when the end user's service is designated to the customer as in 6.5 and 4.2.5(V). A single access code will be the assigned number for all FGD provided to the customer by the Telephone Company.

In addition to the standard 101XXXX access code, the customer has the option to use 950-XXXX as an access code for FGD Switched Access Service. When the customer orders FGD Switched Access Service with 950-XXXX Access as described in 4.2.5(S), FGD switched access calls may also be originated by using the customer's 950-XXXX access code(s). All such calls will be rated as FGD switched access calls.

FGD, provided with multifrequency address signaling is arranged to receive address signaling through the use of Dual Tone Multifrequency (DTMF) or dial pulse address signaling from the end user.

(This page filed under Transmittal No. 1)

Chief Financial Officer
Tekken Street, Susupe, Saipan, MP 96950

FACILITIES FOR INTERSTATE ACCESS

4. SWITCHED ACCESS (Cont'd)

4.2 Description of Switched Access (Cont'd)

4.2.1 Descriptions of Feature Groups (Cont'd)

(C) Feature Group D (Cont'd)

- (9) FGD may, at the option of the customer, be arranged to provide ANI arrangement to obtain the calling station billing number. The ANI arrangement provides ten digit station billing number information to the CDL. In those situations where no billing number is available in the end office switch, as with 4/8 party service, no ten digit number will be provided, only the area code and an "operator identification" information digit will be provided.

In those cases where an ANI failure has occurred in the end office switch, no ten digit number will be provided, and an "identification failure" information digit will be provided. ANI will be made available using multifrequency signaling provided by the Telephone Company.

Dependent upon the group type, the ANI spill may be forwarded prior to the called number in appropriately equipped end offices. When the ANI spill is sent prior to the called number, ten digits will be forwarded (NPA + NXX-XXXX). When the ANI spill is sent after the called number, the conventional seven digits will be forwarded. The Telephone Company will determine the sequencing and protocol of the ANI spill and called number.

(This page filed under Transmittal No. 1)

Chief Financial Officer
Tekken Street, Susupe, Saipan, MP 96950

FACILITIES FOR INTERSTATE ACCESS

4. SWITCHED ACCESS (Cont'd)

4.2 Description of Switched Access (Cont'd)

4.2.1 Descriptions of Feature Groups (Cont'd)

(C) Feature Group D (Cont'd)

- (10) FGD is provided with basic testing at no additional charge. Basic tests include: loss, 3 tone slope, (C-message and C-notched), and where applicable, signaling and balance testing.
- (a) Where Telephone Company equipment is available, a seven digit access number will be provided to the customer for testing in the terminating direction. These access numbers shall include: balance (100 type) test line, milliwatt (102 type) test line, nonsynchronous or synchronous test line, automatic transmission measuring (105 type) test line, data transmission (107 type) test line, loop around test line, short circuit test line and open circuit test line. Access to test lines by other than seven digits is at the option of the Telephone Company and may vary in availability.
- (b) Where Telephone Company equipment is available and the customer is equipped with compatible equipment (remote office test lines and 105 test lines with associated responders or their functional equivalent), FGD will be provided with automatic testing.
- (c) At the option of the Telephone Company, cooperative testing may be provided in lieu of automatic testing. Cooperative testing is where the Telephone Company provides a technician at its office(s) and the customer provides a technician at its CDL, with suitable test equipment to perform the required tests. The Telephone Company will routinely perform maintenance testing from its access tandem or end office (if direct routed) to the customer's first point of switching. Additional testing charges will apply as in 6.6 when: (a) the customer requests a test not specified in the preceding; (b) the test requested is not essential to the ongoing maintenance of FGD; or (c) the customer requests testing on a more frequent basis than scheduled in the Telephone Company's Central Office Maintenance Planning System (COMPS).
- (d) When FGD is ordered, network compatibility and other operational tests will be performed cooperatively by the Telephone Company and the customer at locations, dates, and times as specified by the Telephone Company in consultation with the customer. These tests are as specified in Bellcore Technical Reference Publication TR-TSV-000905.

(This page filed under Transmittal No. 1)

Chief Financial Officer
Tekken Street, Susupe, Saipan, MP 96950

FACILITIES FOR INTERSTATE ACCESS

4. SWITCHED ACCESS (Cont'd)

4.2 Description of Switched Access (Cont'd)

4.2.1 Descriptions of Feature Groups (Cont'd)

(C) Feature Group D (Cont'd)

- (11) FGD may, at the option of the customer, be provided with Alternate Traffic Routing. This arrangement, as shown in 4.2.5(A), delivers originating traffic from an end office over a designated trunk group to the CDL. When that trunk group is fully loaded, additional originating traffic is automatically delivered over one or more designated trunk groups to one or more CDLs.
- (12) FGD may, at the option of the customer, be provided with a Service Class Routing Arrangement. This arrangement allows originating traffic to be delivered over selected trunk groups to specified CDLs based on service prefix code (e.g., 0-, 0+, 1+, 01, 011); service class codes (e.g., 500, 700, 800, 888, 900); or end user originating line class of service (e.g., coin, multiparty, hotel/motel). Service classes of traffic unable to be served by a customer will be handled at the option of the Telephone Company.
- (13) FGD will be arranged to accept calls from Telephone Company local service without the 101XXXX uniform access code. Each Telephone Company local service will be marked to identify which 101XXXX code its calls will be directed to for InterLATA Area service.
- (14) FGD may, at the option of the customer, be provided with a Trunk Access Limitation Arrangement. The Trunk Access Limitation Arrangement provides for the routing of designated (e.g., 900 Service class code) originating calls to a specified number of transmission paths in a trunk group.

(This page filed under Transmittal No. 1)

Chief Financial Officer
Tekken Street, Susupe, Saipan, MP 96950

FACILITIES FOR INTERSTATE ACCESS

4. SWITCHED ACCESS (Cont'd)4.2 Description of Switched Access (Cont'd)4.2.2 Description of Basic Serving Arrangements (BSAs)

The Telephone Company, under the ordering provisions in Section 3, at rates and charges specified in 4.6, will provide Lineside, Trunkside and Dedicated Network Access Link (DNAL) Switched Access Basic Serving Arrangements (BSAs) as follows:

(A) BSA-A

Basic Serving Arrangement A (BSA-A), which is available to all customers, provides line-side access to Telephone Company end office switches with an end user access code of NXX-XXXX for the customer's use in originating and terminating communications. BSA-A is available as Message Telecommunications Service-type or Wide Area Telecommunications Service-type (MTS/WATS-type) access or as Foreign Central Office/Off Network Access Line (FCO/ONAL) open end access, for customer provided interstate communications capability or connection to an interexchange interstate service.

- (1) BSA-A is provided at all Telephone Company end office switches and switches customer communications to and from Common Lines, or Special Access Lines.

BSA-A utilizes a two-point electrical communications path between the Interface Arrangement and the Common Line or Special Access Line which is a voice grade transmission path comprised of any form or configuration of plant capable of, and typically used in the telecommunications industry for, the transmission of the human voice and associated telephone signals within the frequency bandwidth of approximately 300 to 3000 Hz.

- (2) BSA-A is provided as line-side switching through end office switch line equipment. Line-side switching may, at the option of the customer, be provided with ground start supervisory signaling or loop start supervisory signaling. BSA-A may also be provided with certain Basic Service Elements (BSEs) as shown in 4.2.19.
- (3) The customer shall select the first point of switching, within the selected BSA-A Access Area.
- (4) BSA-A is arranged for originating calling only, terminating calling only or two-way calling. The Telephone Company will determine the type of calling to be provided unless the customer requests the option, Customer Specification of Switched Access Directionality as described in 4.2.5(H). For such specification, additional charges on an Individual Case Basis will apply if the calling arrangements are different than that the Telephone Company would have provided without such special arrangements. Originating calling permits the origination of calls from the end user to the CDL. Terminating calling permits the termination of calls from the CDL to the end user. Two-way calling permits either the origination or termination of calls, but not simultaneously.

(This page filed under Transmittal No. 1)

Chief Financial Officer
Tekken Street, Susupe, Saipan, MP 96950

FACILITIES FOR INTERSTATE ACCESS

4. SWITCHED ACCESS (Cont'd)4.2 Description of Switched Access (Cont'd)4.2.2 Description of Basic Serving Arrangements (BSAs) (Cont'd)(A) BSA-A (Cont'd)

- (5) BSA-A, when being used in the terminating direction, is arranged with dial tone start-dial signaling and dial pulse address signaling. BSA-A, when being used in the terminating direction, may, at the option of the customer, be arranged for Dual Tone Multifrequency (DTMF) address signaling, subject to availability of equipment in the end office from which BSA-A is provided. When BSA-A is provided in a Hunt Group Arrangement or Uniform Call Distribution Arrangement, as discussed in 4.2.19, all BSA-A will be arranged for the same type of signaling.

No address signaling is provided by the Telephone Company when BSA-A is used in the originating direction. Address signaling in such cases, if required by the customer, must be provided by the end user using inband tone signaling techniques. Such inband tone address signals will be subject to the ordinary transmission capabilities of the Switched Transport provided.

- (6) BSA-A, when used in the terminating direction, may be used to access valid NXXs in the BSA-A Access Area. For BSA-A, the Access Area is defined as the local calling area of the end office switch from which the BSA-A is provided. The description of any specific BSA-A Access Area will be provided to the customer upon request. Access is also provided for Extended BSA-A terminating calls established on a 1+ basis (i.e., toll) outside the specific BSA-A Access Area (i.e., local calling area) however inside the LATA. When a BSA-A customer chooses to terminate toll calls outside the LATA via an Interexchange Carrier's Service (i.e., no screening or blocking performed by customer), the rates and charges in 4.5.2(G)(3) apply. The Telephone Company may, at the customer's request, and depending on the technical capabilities, screen and block such interLATA calls. Access is also provided to local operator service (0- and 0+), directory assistance (411 and 555-1212), emergency reporting service (911), local telephone repair (611), information services (e.g., time and temperature) and IC services (by dialing the appropriate digits). The customer will be billed for an operator surcharge as in the Telephone Company General and/or Local Tariffs, for local operator assistance (0-) calls; certain community information service calls; directory assistance (411 and 555-1212) calls; and customer call charges in accordance with other IC tariffs in force when the Telephone Company performs the billing for such customer calls.

Access to these services may, at the option of the customer, be blocked when the Call Denial on Line or Hunt Group three digit or six digit dial code screening arrangements are provided, subject to the availability of the equipment in the end office from which BSA-A is provided. Call Denial on Line or Hunt Group is an arrangement which will screen terminating calls except calls to 411, 611, 911, 800, 888, 555-1212, and a set of NXXs selected by the customer, in cooperation with the Telephone Company for each end office switch and route all other calls to reorder tone or recorded announcement.

(This page filed under Transmittal No. 1)

Chief Financial Officer
Tekken Street, Susupe, Saipan, MP 96950

FACILITIES FOR INTERSTATE ACCESS

4. SWITCHED ACCESS (Cont'd)4.2 Description of Switched Access (Cont'd)4.2.2 Description of Basic Serving Arrangements (BSAs) (Cont'd)(A) BSA-A (Cont'd)

(6) (Cont'd)

Three digit dial code screening is an arrangement which will screen terminating calls and allow completion of calls to one or more specific NXXs (or all NXXs) within the Home NPA, or calls to one, two, or three digit service codes (e.g., 0, 411) and route all others to reorder tone or recorded announcement.

Six digit dial code screening is an arrangement which will screen Access Area terminating calls and allow completion of calls to selected NXXs within foreign NPAs and route all other calls in the foreign NPA to reorder tone or recorded announcement.

- (7) BSA-A is provided on a single line basis. When BSA-A is provided in a Hunt Group Arrangement or a Uniform Call Distribution Arrangement, the BSA-A may also, at the option of the customer, be provided with a Nonhunting Number Arrangement. The Uniform Call Distribution Arrangement and the Nonhunting Number Arrangement are only available from certain Telephone Company end office switches. All BSA-A in a Hunt Group Arrangement or Uniform Call Distribution Arrangement with the Nonhunting Number Arrangement will be similarly arranged.
- (8) A seven digit telephone number assigned by the Telephone Company is provided for access to BSA-A in the originating direction. The seven digit local telephone number will be associated with the selected end office switch and is of the form NXX-XXXX. If the customer requests a specific seven digit telephone number that is not currently assigned and the Telephone Company can, with reasonable effort, comply with that request, the requested number will be assigned to the customer.
- (9) BSA-A is provided with basic testing at no additional charge. Basic tests include: loss, 3 tone slope, (C-message and C-notched), dc continuity and when applicable operational signaling.

Where Telephone Company equipment is available, a seven digit access number will be provided to the customer for testing in the terminating direction. These access numbers shall include: balance (100 type) test line, and milliwatt (102 type) test line.

(This page filed under Transmittal No. 1)

Chief Financial Officer
Tekken Street, Susupe, Saipan, MP 96950

FACILITIES FOR INTERSTATE ACCESS

4. SWITCHED ACCESS (Cont'd)

4.2 Description of Switched Access (Cont'd)

4.2.2 Description of Basic Serving Arrangements (BSAs) (Cont'd)

(A) BSA-A (Cont'd)

- (10) When all BSA-A for an individual customer (a single line or entire hunt group) is discontinued at an end office, a regular number intercept announcement is provided. This arrangement provides, for a limited period of time, an announcement that the service associated with the number dialed has been disconnected.
- (11) BSA-A is provided with either Type B or Type C transmission performance. The parameters associated with these performances are guaranteed to the first point of switching. Type C transmission performance is provided with Interface Arrangement 1 and Type B is provided with Interface Arrangement 2 through 10. In addition, Data Transmission Parameters may, at the option of the customer, be provided with BSA-A.

(This page filed under Transmittal No. 1)

Chief Financial Officer
Tekken Street, Susupe, Saipan, MP 96950

FACILITIES FOR INTERSTATE ACCESS

4. SWITCHED ACCESS (Cont'd)4.2 Description of Switched Access (Cont'd)4.2.2 Description of Basic Serving Arrangements (BSAs) (Cont'd)(B) BSA-B

Basic Serving Arrangement B (BSA-B), which is available to all customers, provides trunk-side access to Telephone Company end office switches with an associated uniform 950-XXXX access code for originating and terminating communications for customer provided interstate communications capability or connection to an interexchange interstate service.

- (1) BSA-B, when provided without the use of a Telephone Company access tandem switch (in a directly routed arrangement), is provided at all Telephone Company appropriately equipped electronic end office switches. When provided via Telephone Company appropriately equipped electronic access tandem switches, BSA-B End Office Services are provided at all Telephone Company subtending end office switches in the terminating direction and at appropriately equipped end offices in the originating direction utilizing the end user access code of 950-XXXX. For those subtending end offices that are not appropriately equipped, access in the originating direction is available by the end user access code of 1+950-XXXX.

BSA-B utilizes a two-point electrical communications path between the Interface Arrangement and Common Line or a Special Access Line, which is a voice grade transmission path comprised of any form or configuration of plant capable of, and typically used in the telecommunications industry for, the transmission of the human voice and associated telephone signals within the frequency bandwidth of approximately 300 to 3000 Hz.

- (2) BSA-B is provided as trunk-side switching through the use of end office switch trunk equipment. The switch trunk equipment is provided with wink start pulsing and answer and disconnect supervisory signaling. BSA-B may also be provided with certain Basic Service Elements (BSEs) as shown in 4.2.19.
- (3) The Telephone Company will select the trunking arrangement from the end office within the selected Access Area from which BSA-B is to be provided. If the customer orders an Automatic Number Identification (ANI) Arrangement, as shown in 4.2.19, or Rotary Dial Station Signaling, as shown in 4.2.5(L), special routing and trunking arrangements may be required.

(This page filed under Transmittal No. 1)

Chief Financial Officer
Tekken Street, Susupe, Saipan, MP 96950

FACILITIES FOR INTERSTATE ACCESS

4. SWITCHED ACCESS (Cont'd)4.2 Description of Switched Access (Cont'd)4.2.2 Description of Basic Serving Arrangements (BSAs) (Cont'd)(B) BSA-B (Cont'd)

- (4) BSA-B is arranged for either originating, terminating, or two-way calling based on the trunks or BHMC ordered. The Telephone Company will determine the type of directional calling to be provided unless the customer requests the option, Customer Specification of Switched Access Directionality as described in 4.2.5(H). For such specification, additional charges on an Individual Case Basis will apply if the calling arrangements are different from that the Telephone Company would have provided without such special arrangements. Originating calling permits the origination of calls from the end user to the CDL. Terminating calling permits the termination of calls from the CDL to the end user. Two-way calling permits either the origination or termination of calls, but not simultaneously.
- (5) BSA-B, when being used in the terminating and originating direction, is provided with multifrequency address signaling. At the option of the customer, up to 7 Digits Outpulsing of Access Digits to the customer will be provided in the originating direction by the Telephone Company equipment to the CDL where the BSA-B terminates. Except for BSA-B provided with the ANI arrangement or Rotary Dial Station Signaling, any other address signaling in the originating direction, if required by the customer, must be provided by the end user using inband tone signaling techniques. Such inband tone address signals will not be regenerated by the Telephone Company and will be subject to the ordinary transmission capabilities of the Switched Transport provided.
- (6) BSA-B, when being used in the terminating direction, may be used to access valid NXXs in the BSA-B Access Area. If the BSA-B connection is made directly to an end office, the Access Area is that of that end office only. If the BSA-B connection is made to an access tandem, the Access Area is that of all end offices subtending that access tandem. The description of any BSA-B Access Area will be provided to the customer upon request. Access is also available to information services (e.g., time and temperature) and IC services by dialing the appropriate digits and other services when those services can be reached using valid NXX codes. Premium End Office Switching - Unbundled (EOSU) rates in 4.5.2(G)(5) and 4.6.3(D) apply to all BSA-B usage originating or terminating at an equal access end office. When a provider of MTS and WATS subscribes to BSA-B and BSA-C at an end office, BSA-C usage and BSA-B terminating usage will be subject to premium EOSU rates and BSA-B originating usage will be subject to nonpremium EOSU rates.

(This page filed under Transmittal No. 1)

Chief Financial Officer
Tekken Street, Susupe, Saipan, MP 96950

FACILITIES FOR INTERSTATE ACCESS

4. SWITCHED ACCESS (Cont'd)4.2 Description of Switched Access (Cont'd)4.2.2 Description of Basic Serving Arrangements (BSAs) (Cont'd)(B) BSA-B (Cont'd)

- (7) A separate trunk group will be established based on the directionality (i.e., originating only, terminating only, or two-way traffic) of the BSA-B arrangement provided.
- (8) The access code for BSA-B is a uniform access code in the form of 950-XXXX. For end offices not appropriately equipped an IC may instruct their end users to access the BSA-B by dialing 1+950-XXXX.
- (9) BSA-B may, at the option of the customer, be arranged to provide an ANI arrangement to obtain the calling station billing numbers. ANI is not available if the BSA-B connection is at a Telephone Company access tandem. The ANI arrangement provides seven digit calling station billing number information to the CDL. In those situations where no billing number is available in the end office switch, as with 4/8 party service, no seven digit number will be provided and an "operator identification" information digit will be provided.

In those cases where an ANI failure has occurred in the end office switch, no seven digit number will be provided, and an "identification failure" information digit will be provided. ANI will be available using multifrequency signaling provided by the Telephone Company.

Rotary Dial Station Signaling will be made available in certain end offices using dial repeating equipment provided by the Telephone Company. The customer must order Switched Transport arranged to pass the dial repeating signals. BSA-B is provided in directly routed arrangements where the ANI or Rotary Dial Station Signaling arrangements are provided.

Only calls from end users terminated on the end office switch will be provided with the ANI or Rotary Dial Station Signaling arrangements.

- (10) The Telephone Company will determine the end office ANI protocol for BSA-B. The Telephone Company makes no guarantee that ANI will be available at all end offices which have access to BSA-B.

(This page filed under Transmittal No. 1)

Chief Financial Officer
Tekken Street, Susupe, Saipan, MP 96950

FACILITIES FOR INTERSTATE ACCESS

4. SWITCHED ACCESS (Cont'd)

4.2 Description of Switched Access (Cont'd)

4.2.2 Description of Basic Serving Arrangements (BSAs) (Cont'd)

(B) BSA-B (Cont'd)

- (11) BSA-B is provided with basic testing at no additional charge. Basic tests include: loss, 3 tone slope, (C-message and C-notched noise) and where applicable, dc continuity, signaling and balance testing.
 - (a) Where Telephone Company equipment is available, a seven digit access number will be provided to the customer for testing in the terminating direction. These access numbers shall include: balance (100 type) test line, milliwatt (102 type) test line, data transmission (107 type) test line, loop around test line, short circuit test line and open circuit test line.
 - (b) Where Telephone Company equipment is available and the customer is equipped with compatible remote office test lines, BSA-B will be provided with automatic testing (105 type or equivalent) in the originating direction.
- (12) When all BSA-B is discontinued at an end office and/or in an Access Area, a regular number intercept announcement is provided. This arrangement provides, for a limited period of time, an announcement that the BSA-B associated with the number dialed has been disconnected.
- (13) BSA-B is provided with either Type B or Type C transmission performance. The parameters associated with these performances are guaranteed to the end office, when routed directly, or to the first point of switching, when routed via an access tandem. Type C transmission performance is provided with Interface Arrangement 1 and Type B is provided with Interface Arrangements 2 through 10. In addition, Data Transmission Parameters may, at the option of the customer, be provided with BSA-B.
- (14) BSA-B may at the option of the customer and with the concurrence of the Telephone Company, be provided with Alternate Traffic Routing. This arrangement, as shown in 4.2.19, delivers originating traffic from an end office over a designated trunk group to the CDL. When that trunk group is fully loaded, additional originating traffic is automatically delivered over one or more designated trunk groups to one or more CDLs.

(This page filed under Transmittal No. 1)

Chief Financial Officer
Tekken Street, Susupe, Saipan, MP 96950

FACILITIES FOR INTERSTATE ACCESS

4. SWITCHED ACCESS (Cont'd)4.2 Description of Switched Access (Cont'd)4.2.2 Description of Basic Serving Arrangements (BSAs) (Cont'd)(C) BSA-D

Basic Serving Arrangement D (BSA-D), available to all customers at appropriately equipped electronic end office switches, provides trunk-side access to Telephone Company end office switches with an associated 101XXXX access code for providers of MTS/WATS and MTS/WATS-type services for originating and terminating communications for customer provided interstate communications capability or connections to an interexchange interstate service.

- (1) BSA-D utilizes a two-point electrical communications path between the Interface Arrangement and Common Line or Special Access Line which is a voice grade transmission path comprised of any form or configuration of plant capable of, and typically used in the telecommunications industry for, the transmission of the human voice and associated telephone signals within the frequency bandwidth of approximately 300 to 3000 Hz.
- (2) BSA-D is provided as trunk-side switching through the use of end office or Telephone Company access tandem switch trunk equipment. The switch trunk equipment is provided with answer and disconnect supervisory signaling and wink start pulsing signals. BSA-D may also be provided with certain Basic Service Elements as shown in 4.2.19.
- (3) The Telephone Company will select the trunking arrangement from the end office, within the selected Access Area from which BSA-D is to be provided. If the customer orders an Automatic Number Identification (ANI) Arrangement or an Alternate Traffic Routing Arrangement, as shown in 4.2.19, Service Class Routing Arrangement; Trunk Access Limitation Arrangement; or Operator Assistance Full Feature Arrangement, special routing and trunking arrangements may be required.
- (4) BSA-D is arranged for either originating calling only, terminating calling only, or two-way calling and is based on the trunks or BHMC ordered. The Telephone Company will determine the type of directional calling to be provided unless the customer orders an Operator Assistance Full Feature Arrangement or requests the option, Customer Specification of Switched Access Directionality as described in 4.2.5(H). For such arrangements, additional charges on an Individual Case Basis will apply if the trunking arrangements are different from that the Telephone Company would have provided without such special arrangements. Originating calling permits the origination of calls from the end user to the CDL. Terminating calling permits the termination of calls from the CDL. Two-way calling permits either the origination or termination of calls, but not simultaneously.
- (5) BSA-D is provided with multifrequency address signaling. Up to twelve digits of the called party number dialed by the end user will be provided by Telephone Company equipment to the CDL where the BSA-D terminates. Such address signals will be subject to the ordinary transmission capabilities of the Switched Transport provided.

(This page filed under Transmittal No. 1)

Chief Financial Officer
Tekken Street, Susupe, Saipan, MP 96950

FACILITIES FOR INTERSTATE ACCESS

4. SWITCHED ACCESS (Cont'd)4.2 Description of Switched Access (Cont'd)4.2.2 Description of Basic Serving Arrangements (BSAs) (Cont'd)(C) BSA-D (Cont'd)

- (6) BSA-D, when being used in the terminating direction, may be used to access valid NXXs in the BSA-D Access Area. If the BSA-D connection is made directly to an end office the Access Area is that of that end office only. If the BSA-D connection is made to a Telephone Company access tandem, the Access Area is all end offices subtending that access tandem that have BSA-D capabilities. When the customer wants access to all end offices subtending that access tandem (both equal access and non equal access) a single BSA-D trunk group may be used. Traffic terminating at a non equal access end office using a BSA-D trunk group will be ordered as BSA-B and billed at BSA-B rates. Separate trunk groups for the combined use of BSA-D and BSA-B or BSA-D are not required. The description of any BSA-D Access Area will be provided to the customer upon request. BSA-D may also be used in the terminating direction to access information services (e.g., time and temperature) and other services by dialing the appropriate codes when the services can be reached using valid NXX codes.
- (7) A separate trunk group will be established based on directionality (i.e., originating only, terminating only, or two-way traffic) of the BSA-D arrangement provided.
- (8) The access code for BSA-D is a uniform access code of the form 101XXXX. No access code is required if the end user's Telephone Company local service is arranged for Primary Interexchange Carrier (PIC) arrangement as in 6.4 to the same customer. The number dialed by the end user shall be a seven or ten digit number for calls in the North American Numbering Plan (NANP). For international calls outside the NANP, a five to twelve digit number may be dialed. The form of the numbers dialed by the end users is NXX-XXXX, 0 or 1 + NXX-XXXX, NPA + NXX-XXXX, 0 or 1 + NPA + NXX-XXXX. When the 101XXXX access code is used, BSA-D also provides for dialing the digit 0 for access to the customer's operator, or the end-of-dialing digit (#) for cut-through access to the CDL. BSA-D also provides for the dialing of digits 00 for access on a non-DDD basis to the customer's operator when the end user's service is designated to the customer as in 6.5 and 4.2.5(V). A single access code will be the assigned number for all BSA-D provided to the customer by the Telephone Company.

In addition to the standard 101XXXX access code, the customer has the option to use 950-XXXX as an access code for BSA-D Switched Access Service. When the customer orders BSA-D Switched Access Service with 950-XXXX Access as described in 4.2.5(T), BSA-D switched access calls may also be originated by using the customer's 950-XXXX access code(s). All such calls will be rated as BSA-D switched access calls.

BSA-D, provided with multifrequency address signaling, is arranged to receive address signaling through the use of Dual Tone Multifrequency (DTMF) or dial pulse address signaling from the end user.

(This page filed under Transmittal No. 1)

Chief Financial Officer
Tekken Street, Susupe, Saipan, MP 96950

FACILITIES FOR INTERSTATE ACCESS

4. SWITCHED ACCESS (Cont'd)

4.2 Description of Switched Access (Cont'd)

4.2.2 Description of Basic Serving Arrangements (BSAs) (Cont'd)

(C) BSA-D (Cont'd)

- (9) BSA-D may, at the option of the customer, be arranged to provide ANI arrangement as shown in 4.2.19 to obtain the calling station billing number. The ANI arrangement provides ten digit station billing number information to the CDL. In those situations where no billing number is available in the end office switch, as with 4/8 party service, no ten digit number will be provided, only the area code and an "operator identification" information digit will be provided.

In those cases where an ANI failure has occurred in the end office switch, no ten digit number will be provided, and an "identification failure" information digit will be provided. ANI will be made available using multifrequency signaling provided by the Telephone Company.

Dependent upon the group type, the ANI spill may be forwarded prior to the called number in appropriately equipped end offices. When the ANI spill is sent prior to the called number, ten digits will be forwarded (NPA + NXX-XXXX). When the ANI spill is sent after the called number, the conventional seven digits will be forwarded. The Telephone Company will determine the sequencing and protocol of the ANI spill and called number.

(This page filed under Transmittal No. 1)

Chief Financial Officer
Tekken Street, Susupe, Saipan, MP 96950

FACILITIES FOR INTERSTATE ACCESS

4. SWITCHED ACCESS (Cont'd)

4.2 Description of Switched Access (Cont'd)

4.2.2 Description of Basic Serving Arrangements (BSAs) (Cont'd)

(C) BSA-D (Cont'd)

- (10) BSA-D is provided with basic testing at no additional charge. Basic tests include: loss, 3 tone slope, (C-message and C-notched), and where applicable, signaling and balance testing.
- (a) Where Telephone Company equipment is available, a seven digit access number will be provided to the customer for testing in the terminating direction. These access numbers shall include: balance (100 type) test line, milliwatt (102 type) test line, nonsynchronous or synchronous test line, automatic transmission measuring (105 type) test line, data transmission (107 type) test line, loop around test line, short circuit test line and open circuit test line. Access to test lines by other than seven digits is at the option of the Telephone Company and may vary in availability.
 - (b) Where Telephone Company equipment is available and the customer is equipped with compatible equipment (remote office test lines and 105 test lines with associated responders or their functional equivalent), BSA-D will be provided with automatic testing.
 - (c) At the option of the Telephone Company, cooperative testing may be provided in lieu of automatic testing. Cooperative testing is where the Telephone Company provides a technician at its office(s) and the customer provides a technician at its CDL, with suitable test equipment to perform the required tests. The Telephone Company will routinely perform maintenance testing from its access tandem or end office (if direct routed) to the customer's first point of switching.
 - (d) When BSA-D is ordered, network compatibility and other operational tests will be performed cooperatively by the Telephone Company and the customer at locations, dates, and times as specified by the Telephone Company in consultation with the customer. These tests are as specified in Bellcore Technical Reference Publication TR-TSV-000905.

(This page filed under Transmittal No. 1)

Chief Financial Officer
Tekken Street, Susupe, Saipan, MP 96950

FACILITIES FOR INTERSTATE ACCESS

4. SWITCHED ACCESS (Cont'd)

4.2 Description of Switched Access (Cont'd)

4.2.2 Description of Basic Serving Arrangements (BSAs) (Cont'd)

(C) BSA-D (Cont'd)

- (11) BSA-D may, at the option of the customer, be provided with Alternate Traffic Routing. This arrangement, as shown in 4.2.19, delivers originating traffic from an end office over a designated trunk group to the CDL. When that trunk group is fully loaded, additional originating traffic is automatically delivered over one or more designated trunk groups to one or more CDLs.
- (12) BSA-D may, at the option of the customer, be provided with a Service Class Routing Arrangement. This arrangement allows originating traffic to be delivered over selected trunk groups to specified CDLs based on service prefix code (e.g., 0-, 0+, 1+, 01, 011); service class codes (e.g., 500, 700, 800, 888, 900); or end user originating line class of service (e.g., coin, multiparty, hotel/motel). Service classes of traffic unable to be served by a customer will be handled at the option of the Telephone Company.
- (13) BSA-D will be arranged to accept calls from Telephone Company local service without the 101XXXX uniform access code. Each Telephone Company local service will be marked to identify which 101XXXX code its calls will be directed to for InterLATA Area service.
- (14) BSA-D may, at the option of the customer, be provided with a Trunk Access Limitation Arrangement. The Trunk Access Limitation Arrangement provides for the routing of designated (e.g., 900 Service class code) originating calls to a specified number of transmission paths in a trunk group.

(This page filed under Transmittal No. 1)

Chief Financial Officer
Tekken Street, Susupe, Saipan, MP 96950

FACILITIES FOR INTERSTATE ACCESS

4. SWITCHED ACCESS (Cont'd)

4.2 Description of Switched Access (Cont'd)

4.2.2 Description of Basic Serving Arrangements (BSAs) (Cont'd)

(C) BSA-D (Cont'd)

- (15) BSA-D may, at the option of the customer, be provided with an Operator Assistance Full Feature Arrangement. This arrangement provides, to the customer operator, the initial coin control function. BSA-D is provided in a directly routed arrangement from the end office switch when this feature is provided. This feature may require the routing by Service Class Routing Arrangement. The coin collection and return protocol required by the customer must be compatible with Telephone Company equipment. Offering of this feature is contingent upon suitable administrative procedures/agreements for coin services being negotiated between the customer and the Telephone Company.
- (16) BSA-D is provided with either Type A, Type B, or Type C transmission performance as follows: a) when routed directly to the end office, either Type B or Type C is provided; b) when routed to a Telephone Company access tandem, only Type A is provided; c) Type A is provided on the transmission path from the Telephone Company access tandem to the end office. Type C transmission performance is provided with Interface Arrangement 1. Type A and Type B are provided with Interface Arrangements 2 through 10. In addition, Data Transmission Parameters may, at the option of the customer, be provided with BSA-D.
- (17) BSA-D trunking arrangements are available with two basic forms of signaling protocol. The standard signaling protocol provided with BSA-D is Overlap Outpulsing. At the option of the customer, where technically available BSA-D may be provided with Non-Overlap Outpulsing signaling protocol.

(This page filed under Transmittal No. 1)

Chief Financial Officer
Tekken Street, Susupe, Saipan, MP 96950

FACILITIES FOR INTERSTATE ACCESS

4. SWITCHED ACCESS (Cont'd)

4.2 Description of Switched Access (Cont'd)

4.2.2 Description of Basic Serving Arrangements (BSAs) (Cont'd)

(D) Dedicated Network Access Link (DNAL)

The DNAL provides a connection between the customer designated location and the Telephone Company End Office that provides the BSA-A dial tone for connection to equipment that is not part of the end office switch but that is used to provide the Simplified Message Desk Interface (SMDI) BSE. The DNAL is only available for use in conjunction with the SMDI BSE.

DNAL service is either a two-wire or four-wire channel which is capable of transmitting signals within the frequency bandwidth of approximately 300 to 3000 HZ.

There are two rate elements which apply to DNALs. The entrance facility, which provides the transmission path and interface between the Telephone Company's serving wire center and the customer provided facilities at the point of termination at the CDL. If the serving wire center is not the BSA-A dial tone office, then Direct-Trunked Transport will also apply for the mileage between the serving wire center and the BSA-A dial tone office.

The rates and charges for two-wire and four-wire voiceband Entrance Facilities and Direct-Trunked Transport Facility-Voiceband apply for the DNAL Entrance Facility and DNAL Direct-Trunked Transport, respectively.

(This page filed under Transmittal No. 1)

Chief Financial Officer
Tekken Street, Susupe, Saipan, MP 96950

FACILITIES FOR INTERSTATE ACCESS

4. SWITCHED ACCESS (Cont'd)4.2 Description of Switched Access (Cont'd)4.2.3 Description of Switched Transport(A) General

- (1) Switched Transport provides the transmission of Switched Access communications, between the CDL and the originating or terminating end office switch(es) in the Access Area with one exception. Switched Transport associated with FGA or BSA-A 1+ terminating traffic provides for the transmission of Switched Access outside the Access Area, however within the LATA. Switched Transport is comprised of the following rate elements; an Entrance Facility Rate, a Direct-Trunked Transport Rate, a Tandem-Switched Transport Rate and an Interconnection Rate.

The Entrance Facility Rate is assessed upon customers for the use of Telephone Company Voiceband, DS1 and DS3 high capacity facilities, including interface arrangements, between the point of termination at the Customer Designated Location (CDL) and the Telephone Company's serving wire center. The Entrance Facility is further described in 4.2.3(B).

The Direct-Trunked Transport Rate is assessed upon customers for the use of Voiceband, DS1 and DS3 high capacity transport facilities dedicated to a single customer between a serving wire center and end office (including host end offices), end offices used to provide Tandem Switch Signaling, between a serving wire center and a Telephone Company Hub for multiplexing purposes, between two Telephone Company hubs, between a serving wire center and a Directory Assistance Center, between a Telephone Company Hub and an end office and between a serving wire center and a Telephone Company access tandem. The Direct-Trunked Transport Rate is flat-rated and has both distance-sensitive and nondistance-sensitive components. Direct-Trunked Transport is further described in 4.2.3(C).

A Dedicated Trunk Port is applicable to the purchase of dedicated trunks terminated by that port. The Dedicated Trunk Port provides for the termination of a dedicated trunk at the end office or access tandem. The Dedicated Trunk Port is a flat rated charge assessed on a per trunk basis. The rate is determined based on whether the trunk is voicegrade or DS1.

(This page filed under Transmittal No. 1)

Chief Financial Officer
Tekken Street, Susupe, Saipan, MP 96950

FACILITIES FOR INTERSTATE ACCESS

4. SWITCHED ACCESS (Cont'd)4.2 Description of Switched Access (Cont'd)4.2.3 Description of Switched Transport (Cont'd)(A) General (Cont'd)

The Tandem-Switched Transport Rate is assessed upon customers for the use of transport between a serving wire center and an end office that is switched at a Telephone Company access tandem. The Tandem-Switched Transport Rate may also be assessed for transport between a Telephone Company access tandem and end office, between a host end office and a remote end office and between a FGA or BSA-A dialtone office and other end offices in the local calling area. Tandem-Switched Transport consists of circuits used in common by multiple customers from the Telephone Company access tandem to an end office. The Tandem-Switched Transport Rate includes four subelements, a Tandem-Switched Transport - Facility, a Tandem-Switched Transport - Termination, a Tandem Switching and Shared Multiplexing rate. The Tandem Switching Rate is not applicable for transport between a host end office and a remote end office or to FGA or BSA-A Transport. For Tandem-Switched Transport, a Shared Multiplexing rate will be assessed on all access minutes that traverse a common trunk group from the Telephone Company access tandem to an end office. Tandem-Switched Transport is further described in 4.2.3(D).

The Shared Trunk Port provides for the termination of a Tandem-Switched Trunk at an end office. The Shared Trunk Port is usage rated and shall be assessed to all access minutes which utilize Tandem-Switched Transport. This includes minutes of use associated with FGA service when traffic is terminated in an end office that is not the dial tone office and on minutes of use provided at a remote office.

The Shared Trunk Port charge does not apply to switched access minutes of use that originate or terminate at MTSOs directly interconnected to a Telephone Company access tandem.

When the Tandem-Switched Transport is provided by more than one telephone company, the Shared Trunk port charge shall be billed by the Telephone Company in whose territory the end office is located.

(This page filed under Transmittal No. 1)

Chief Financial Officer
Tekken Street, Susupe, Saipan, MP 96950

FACILITIES FOR INTERSTATE ACCESS

4. SWITCHED ACCESS (Cont'd)

4.2 Description of Switched Access (Cont'd)

4.2.3 Description of Switched Transport (Cont'd)

(A) General (Cont'd)

(1) (Cont'd)

The Interconnection Rate is assessed upon all customers for interconnecting with the Telephone Company's switched access network. The Interconnection Rate is further described in 4.2.3(E).

The application of the Switched Transport rates and the determination of mileage measurements for Switched Transport is in 4.5.2(G)(2).

- (2) Switched Transport facilities provide two-way voice frequency transmission paths which permits the transport of calls in the originating direction (from the end office switch to the CDL), and in the terminating direction (from the CDL to the end office switch), but not simultaneously. The voice frequency transmission path may be comprised of any form or configuration of plant capable of and typically used in the telecommunications industry for the transmission of the human voice and associated telephone signals within the frequency bandwidth of approximately 300 to 3000 Hz. Direct-Trunked Transport and Entrance Facilities are composed of facilities as ordered by the customer.

Switched Transport facilities will be engineered and routed based on standard engineering methods, available facilities and equipment, Telephone Company traffic routing plans and the customer's order for service.

The Telephone Company will work cooperatively with the customer in determining (1) service to be routed directly to an end office switch or via a Telephone Company access tandem and (2) the directionality of the service.

(This page filed under Transmittal No. 1)

Chief Financial Officer
Tekken Street, Susupe, Saipan, MP 96950

FACILITIES FOR INTERSTATE ACCESS

4. SWITCHED ACCESS (Cont'd)4.2 Description of Switched Access (Cont'd)4.2.3 Description of Switched Transport (Cont'd)(A) General (Cont'd)

- (3) For Tandem-Switched Transport the number of Switched Transport transmission paths provided between an end office switch and a Telephone Company access tandem are determined by the Telephone Company using standard traffic engineering methods. The number of Switched Transport transmission paths provided between the Telephone Company access tandem and serving wire center of the CDL is determined by the customer's order. If ordered in BHMC, the Telephone Company will determine the number of trunks, using standard traffic engineering methods. When Direct-Trunked Transport is ordered directly to a Telephone Company access tandem, facilities between the serving wire center of the CDL and the Telephone Company access tandem will be determined by the customer's order.

(B) Entrance Facility

The Entrance Facility provides the transmission path and the interface between the Telephone Company's serving wire center and customer provided facilities at the point of termination at the CDL.

Switched Access is provided in a number of separate Entrance Facilities. Each Entrance Facility provides a specified facility interface (e.g., two-wire, four-wire, DS1, etc.). Provision of the Interface Arrangements for two-wire and four-wire voice frequency Entrance Facility and any Optional Arrangements may require placement of Telephone Company equipment [e.g., supervisory signaling equipment as described in 4.2.3(G)] on the customer's premises.

Where transmission facilities permit, the individual transmission paths between the point of termination and the first point of switching may, at the option of the customer, be provided with Optional Arrangements as in (G).

The following Standard Entrance Facilities are available:

Two-Wire VF
Four-Wire VF
Group Analog (existing customers only)
Supergroup Analog (existing customers only)
Mastergroup Analog (existing customers only)
DS1 Digital
DS1C Digital (existing customers only)
DS3 Digital
DS3C Digital (existing customers only)

(This page filed under Transmittal No. 1)

Chief Financial Officer
Tekken Street, Susupe, Saipan, MP 96950

FACILITIES FOR INTERSTATE ACCESS

4. SWITCHED ACCESS (Cont'd)4.2 Description of Switched Access (Cont'd)4.2.3 Description of Switched Transport (Cont'd)(B) Entrance Facilities (Cont'd)

The number of Entrance Facilities provided is determined by the customer's order for service.

(1) Two-Wire Voice Frequency Entrance Facility

- (a) The Two-Wire Voice Frequency Entrance Facility, except as in (b), provides two-wire voice frequency transmission at the point of termination at the CDL. The interface is capable of transmission signals within the frequency bandwidth of approximately 300 to 3000 Hz.
- (b) The Two-Wire interface is not provided in association with FGD and BSA-D when the first point of switching is a Telephone Company access tandem. In addition, the two-wire interface is not provided in association with FGB and BSA-B when the first point of switching is a Telephone Company access tandem where two-wire terminations are not provided.
- (c) The transmission path between the point of termination at the CDL and the serving wire center may be comprised of any form or configuration of plant capable of and typically used in the telecommunications industry for the transmission of the human voice and associated telephone signals within the frequency bandwidth of 300 to 3000 Hz.
- (d) The Two-Wire interface is provided with loop supervisory signaling. When the interface is associated with FGA or BSA-A, such signaling may be loop start or ground start. When the interface is associated with FGB, FGD, BSA-B and BSA-D, such signaling, except for two-way calling, may be reverse battery signaling. The interface may, at the option of the customer, be provided with DX supervisory signaling or E&M supervisory signaling as in 4.2.3 (G)(1).

(2) Four-Wire Voice Frequency Entrance Facility

- (a) The Four-Wire Voice Frequency Entrance Facility provides four-wire voice frequency transmission at the point of termination at the CDL. The interface is capable of transmission of the human voice and associated telephone signals within the frequency bandwidth of approximately 300 to 3000 Hz.

(This page filed under Transmittal No. 1)

FACILITIES FOR INTERSTATE ACCESS

4. SWITCHED ACCESS (Cont'd)

4.2 Description of Switched Access (Cont'd)

4.2.3 Description of Switched Transport (Cont'd)

(B) Entrance Facilities (Cont'd)

(2) Four-Wire Voice Frequency Entrance Facilities (Cont'd)

- (b) The transmission path between the point of termination at the CDL and the serving wire center may be comprised of any form or configuration of plant capable of and typically used in the telecommunications industry for the transmission of the human voice and associated telephone signals within the frequency bandwidth of 300 to 3000 Hz.
- (c) The interface is provided with loop supervisory signaling. When the interface is associated with FGA or BSA-A, such signaling may be loop start or ground start signaling. When the interface is associated with FGB, FGD, BSA-B and BSA-D, such signaling, except for two-way calling, may be reverse battery signaling. The interface may, at the option of the customer, be provided with supervisory signaling as in 4.2.3 (G)(1).

(3) Group Analog Entrance Facility

- (a) The Group Analog Entrance Facility provides a group level analog transmission at the point of termination at the CDL. The interface is capable of transmitting electrical signals between the frequencies of 60 to 108 kHz, with the capability to multiplex up to 12 voice frequency transmission paths.

Between the serving wire center and the point of termination at the CDL, the Telephone Company may, at its option, provide multiplex equipment to derive 12 transmission paths of frequency bandwidth of approximately 300 to 3000 Hz.

- (b) The interface is provided with individual transmission path supervisory signaling.
- (c) The Group Analog Entrance Facility is obsolete technology and is available only to existing customers as of December 30, 1993.

(This page filed under Transmittal No. 1)

Chief Financial Officer
Tekken Street, Susupe, Saipan, MP 96950

FACILITIES FOR INTERSTATE ACCESS

4. SWITCHED ACCESS (Cont'd)4.2 Description of Switched Access (Cont'd)4.2.3 Description of Switched Transport (Cont'd)(B) Entrance Facilities (Cont'd)(4) Supergroup Analog Entrance Facility

- (a) The Supergroup Analog Entrance Facility provides supergroup level analog transmission at the point of termination at the CDL. The interface is capable of transmitting electrical signals between the frequencies of 312 to 552 kHz, with the capability to multiplex up to 60 voice frequency transmission paths.

Between the serving wire center and the point of termination the Telephone Company may, at its option, provide multiplex equipment to derive 60 transmission paths of frequency bandwidth of approximately 300 to 3000 Hz to promote transmission efficiency, if required.

- (b) The interface is provided with individual transmission path SF supervisory signaling.
- (c) The Supergroup Analog Entrance Facility is obsolete technology and is available only to existing customers as of December 30, 1993.

(5) Mastergroup Analog Entrance Facility

- (a) The Mastergroup Analog Entrance Facility provides mastergroup level analog transmission at the point of termination at the CDL. The interface is capable of transmitting electrical signals between the frequencies of 564 to 3084 kHz, with the capability to multiplex up to 600 voice frequency transmission paths.

Between the serving wire center and the point of termination at the CDL, the Telephone Company may, at its option, provide multiplex equipment to derive 600 transmission paths of frequency bandwidth of approximately 300 to 3000 Hz to promote transmission efficiency, if required.

- (b) The interface is provided with individual transmission path SF supervisory signaling.
- (c) The Mastergroup Analog Entrance Facility is obsolete technology and is available only to existing customers as of December 30, 1993.

(This page filed under Transmittal No. 1)

FACILITIES FOR INTERSTATE ACCESS

4. SWITCHED ACCESS (Cont'd)4.2 Description of Switched Access (Cont'd)4.2.3 Description of Switched Transport (Cont'd)(B) Entrance Facilities (Cont'd)(6) DS1 Digital Entrance Facility

- (a) The DS1 Digital Entrance Facility provides DS1 level digital transmission at the point of termination at the CDL. The interface is capable of transmitting electrical signals at 1.544 Mbps, with the capability to multiplex up to 24 voice frequency transmission paths.

Between the first point of switching and the point of termination at the CDL, when analog switching utilizing analog terminations is provided, the Telephone Company may, at its option, provide multiplex equipment to derive 24 transmission paths of frequency bandwidth of approximately 300 to 3000 Hz. When digital switching or analog switching with digital carrier terminations is provided, the Telephone Company will provide, at the customer's request, at the first point of switching, DS1 signals in D4 or D3 format.

- (b) The interface is provided with individual transmission path bit stream supervisory signaling.

(7) DS1C Digital Entrance Facility

- (a) The DS1C Digital Entrance Facility provides a DS1C level digital transmission at the point of termination at the CDL. The interface is capable of transmitting electrical signals at 3.152 Mbps, with the capability to multiplex up to 48 voice frequency transmission paths.

Between the first point of switching and the point of termination, when analog switching utilizing analog terminations is provided, the Telephone Company may, at its option, provide multiplex equipment to derive up to 48 voice frequency transmission paths of frequency bandwidth of approximately 300 to 3000 Hz. When digital switching or analog switching with digital carrier terminations is provided, the Telephone Company will provide, at the first point of switching, DS1 signals in D4 or D3 format.

- (b) The interface is provided with individual transmission path bit stream supervisory signaling.

- (c) As of December 30, 1993, the DS1C Digital Entrance Facility is available to existing customers only.

(This page filed under Transmittal No. 1)

Chief Financial Officer
Tekken Street, Susupe, Saipan, MP 96950

FACILITIES FOR INTERSTATE ACCESS

4. SWITCHED ACCESS (Cont'd)

4.2 Description of Switched Access (Cont'd)

4.2.3 Description of Switched Transport (Cont'd)

(B) Entrance Facilities (Cont'd)

(8) DS2 Digital Entrance Facility

The Telephone Company currently does not offer the DS2 Entrance Facility.

(9) DS3 Digital Entrance Facility

- (a) The DS3 Digital Entrance Facility provides, on a protected basis, a DS3 level digital transmission at the point of termination at the CDL. The interface is capable of transmitting electrical signals at 44.736 Mbps, with the capability to multiplex up to 672 voice frequency transmission paths.

Between the first point of switching and the point of termination at the CDL, when analog switching utilizing analog terminations is provided, the Telephone Company may, at its option, provide multiplex equipment to derive up to 672 voice frequency transmission paths of frequency bandwidth of approximately 300 to 3000 Hz. When digital switching or analog switching with digital carrier terminations is provided, the Telephone Company will provide, at the customer's request, at the first point of switching, DS1 signals in D4 or D3 format.

(This page filed under Transmittal No. 1)

Chief Financial Officer
Tekken Street, Susupe, Saipan, MP 96950

FACILITIES FOR INTERSTATE ACCESS

4. SWITCHED ACCESS (Cont'd)4.2 Description of Switched Access (Cont'd)4.2.3 Description of Switched Transport (Cont'd)(B) Entrance Facilities (Cont'd)(9) DS3 Digital Entrance Facility (Cont'd)

- (b) The interface is provided with individual transmission path bit stream supervisory signaling.
- (c) To insure compatibility of transmission, the utilization of the same manufacturer's equipment (end-to-end) may be required. The Telephone Company reserves the right to choose this equipment.
- (d) The customer may specify either an electrical or optical interface as set forth in 3.1.1.

(10) DS3C Digital Entrance Facility

- (a) The DS3C Digital Entrance Facility provides a DS3C level digital transmission at the point of termination at the CDL. The interface is capable of transmitting electrical signals at 89.472 Mbps, with the capability to multiplex up to 1344 voice frequency transmission paths.

Between the first point of switching and the point of termination at the CDL, when analog switching utilizing analog terminations is provided, the Telephone Company may, at its option, provide multiplex equipment to derive up to 1344 voice frequency transmission paths of frequency bandwidth of approximately 300 to 3000 Hz. When digital switching or analog switching with digital carrier terminations is provided, the Telephone Company will provide, at the customer's request, at the first point of switching, DS1 signals in D4 or D3 format.

- (b) The interface is provided with individual transmission path bit stream supervisory signaling.
- (c) To insure compatibility of transmission, the utilization of the same manufacturer's equipment (end-to-end) may be required. The Telephone Company reserves the right to choose this equipment.
- (d) As of December 30, 1993, the DS3C Entrance Facility is available to existing customers only.

(C) Direct-Trunked Transport

The Direct-Trunked Transport rate is assessed upon customers for the use of Voiceband, DS1 or DS3 High Capacity transport dedicated to a customer from a serving wire center to an end office (including host end offices) or from a serving wire center to a Telephone Company access tandem. Direct Trunked Transport also provides for the transmission facilities between:

- a serving wire center or end office and a Telephone Company Hub office other than the serving wire center where multiplexing is performed;
- a serving wire center or access tandem and a Telephone Company Hub office other than the serving wire center where multiplexing is performed;

(This page filed under Transmittal No. 1)

Chief Financial Officer
Tekken Street, Susupe, Saipan, MP 96950

Issued: June 16, 2021

FACILITIES FOR INTERSTATE ACCESS

4. SWITCHED ACCESS (Cont'd)4.2 Description of Switched Access (Cont'd)4.2.3 Description of Switched Transport (Cont'd)(C) Direct-Trunked Transport (Cont'd)

- and a serving wire center and end office where Tandem Switch Signaling is provided as described in 4.2.5(U) and 4.2.18.

The Direct-Trunked Transport Rate is flat-rated and has both distance-sensitive and nondistance-sensitive components. The distance-sensitive mileage recovers costs of the transmission facilities, including intermediate transmission circuit equipment, between the end points of the circuit. There are two non-distance sensitive components; the termination which recovers costs of circuit equipment at the ends of the transmission links, and the trunk port component which recovers costs of the trunk ports. A Dedicated Trunk Port charge shall be assessed on a per voicegrade or DS1 channel terminating at an end office or access tandem. Direct-Trunked Transport is not provided at Telephone Company end offices that are not capable of measuring switched access minutes of use. These end offices are specified in NECA Tariff FCC No. 4.

(D) Tandem-Switched Transport

The Tandem-Switched Transport Rate is assessed upon customers for the use of transport from a serving wire center to an end office that is switched at a Telephone Company access tandem. The Tandem-Switched Transport rate shall also be assessed for transport between a Telephone Company access tandem and end office, between a host end office and a remote end office and between a FGA dial tone office and other end offices in the local calling area. Tandem-Switched Transport consists of circuits used in common by multiple customers from the Telephone Company access tandem to an end office. The Tandem-Switched Transport Rate includes four subelements, a Tandem-Switched Transport - Facility, a Tandem-Switched Transport - Termination, Tandem Switching Rate and Shared Multiplexing*. The Tandem-Switched Transport - Facility is usage rated and distance-sensitive, i.e., a per access minute per airline mile rate. The rate recovers costs of the transmission facilities, including intermediate transmission circuit equipment, between the end points of the circuit. The Tandem-Switched Transport - Termination is a usage rated, per minute rate to recover costs incurred at the ends of the transmissions links. The Tandem Switching Rate is a usage rated, per minute rate to recover a portion of the tandem switching costs. The Tandem Switching Rate is not applicable for transport between a host end office and a remote end office or to FGA Transport. For Tandem Switched Transport, a Shared Multiplexing Rate will be assessed to all minutes of use from the Telephone Company Access Tandem to an end office. The Shared Multiplexing rate recovers multiplexing costs on the end office side of the tandem.

*As of July 1, 2021, the Joint Tandem Switched Transport rate element is applied per tandem to originating toll free minutes only in lieu of the Tandem Switched Facility, Tandem Switched Termination and Tandem Switching rate elements.

(N)
(N)
(N)

(This page filed under Transmittal No. 43)

Chief Financial Officer
Tekken Street, Susupe, Saipan, MP 96950

FACILITIES FOR INTERSTATE ACCESS

4. SWITCHED ACCESS (Cont'd)4.2 Description of Switched Access (Cont'd)4.2.3 Description of Switched Transport (Cont'd)(E) Interconnection Rate

The Interconnection Rate is assessed upon all customers for interconnecting with the Telephone Company's switched access network. The rate applies to customers utilizing Telephone Company transport. It is a usage rated per minute rate and applies to all originating and terminating minutes of use whether transported via Direct-Trunked Transport, Tandem-Switched Transport, or Entrance Facility arrangements. The Interconnection Rate does not apply to switched access minutes of use that originate or terminate at MTSOs directly interconnected to a Telephone Company access tandem office.

The application of originating and terminating rates are as set forth below:

(a) Terminating per minute charge(s) apply to:

- all terminating access minutes of use;
- all originating access minutes of use associated with FGA or BSA-A Access Services where the off-hook supervisory signaling is forwarded by the customer's equipment when the called party answers;
- all originating access minutes of use associated with calls placed to Service Access Code numbers, less those originating access minutes of use associated with calls placed to 500, 700, 800, 888 and 900 numbers for which the customer furnishes a report as described in Section 12, of either the number of minutes or a report of the percent of minutes that terminate to a subscriber or common line, rather than a dedicated access line.

(b) The originating per minute charge(s) apply to:

- all originating access minutes of use;
- less those originating access minutes of use associated with FGA or BSA-A Access Services where the off-hook supervisory signaling is forwarded by the customer's equipment when the called party answers;
- less all originating access minutes of use associated with calls placed to Service Access Code numbers;
- plus all originating access minutes of use associated with calls placed to 500, 700, 800, 888 and 900 numbers for which the customer furnishes a report of either the number of minutes or a report of the percent of minutes that terminate to a subscriber or common line, and for which a corresponding reduction in the number of terminating access minutes of use has been made as set forth in (a).

(This page filed under Transmittal No. 1)

Chief Financial Officer
Tekken Street, Susupe, Saipan, MP 96950

FACILITIES FOR INTERSTATE ACCESS

4. SWITCHED ACCESS (Cont'd)4.2 Description of Switched Access (Cont'd)4.2.3 Description of Switched Transport (Cont'd)(F) Multiplexing

Multiplexing provides for arrangements to convert a single higher capacity or bandwidth circuit for bulk transport to several lower capacity or bandwidth circuits. Monthly rates and nonrecurring charges for multiplexing apply as follows: 1) the DS3/DS1 Multiplexing Charge applies to all DS3 to DS1 multiplexing arrangements; 2) the DS1/Voice Multiplexing Charge applies to all DS1 Entrance Facility and Direct-Trunked Transport circuits that terminate in an analog office and where the multiplexer performs DS1/Voice multiplexing functions; 3) a Multiplexing Charge will always apply when FGA is provisioned on a Switched DS1 and on High Capacity shared use switched and special access facilities.

Listed below are the multiplexing arrangements offered with switched access.

- DS1 to Voice

An arrangement that multiplexes twenty-four voice grade circuits to a single DS1 digital circuit at a rate of 1.544 Mbps, or multiplexes a single DS1 digital circuit at a rate of 1.544 Mbps to twenty-four voice grade circuits.

- DS3 to DS1

An arrangement that multiplexes twenty-eight DS1 digital circuits to a single DS3 digital circuit at rate of 44.736 Mbps, or multiplexes a single DS3 digital circuit at a rate of 44.736 Mbps to twenty-eight DS1 digital circuits.

(G) Optional Arrangements

- (1) The Telephone Company will provide Optional Arrangements in association with the Entrance Facilities listed in 4.2.3(B)(1) and (2). The provision of such Optional Arrangements may require placement of Telephone Company equipment on the customer's premises. These Optional Arrangements are nonchargeable.

Supervisory Signaling

A supervisory signaling capability is provided for each Interface Arrangement as listed in 4.2.3 (B)(1) and (2). Where the transmission parameters permit and where signaling conversion is required by the customer to meet his signaling capability, the customer may order a supervisory signaling arrangement for each transmission path provided as follows:

For Interface Arrangements (1) and (2)

DX Supervisory Signaling arrangement, or
E&M Type I Supervisory Signaling arrangement, or
E&M Type II Supervisory Signaling arrangement.

(This page filed under Transmittal No. 1)

Chief Financial Officer
Tekken Street, Susupe, Saipan, MP 96950

FACILITIES FOR INTERSTATE ACCESS

4. SWITCHED ACCESS (Cont'd)

4.2 Description of Switched Access (Cont'd)

4.2.3 Description of Switched Transport (Cont'd)

(G) Optional Arrangements (Cont'd)

(1) (Cont'd)

Supervisory Signaling (Cont'd)

For Interface Arrangement (2)

SF Supervisory Signaling arrangement, or
E&M Type III Supervisory Signaling arrangement.

4.2.4 Description of End Office Services

End Office Services provide the end user termination functions and end office switching necessary to complete the transmission of Switched Access communications to and from the end users served by the end office. Standard Arrangements for End Office Services include the End Office Switching Rate Element. End Office Services Optional Arrangements are available as defined in 4.2.5.

End Office Services are provided in association with Switched Transport when ordered as in Section 3. End Office Services will be provided as one of the following types: FGA, FGB, FGD, BSA-A, BSA-B and BSA-D.

The number of End Office Service transmission paths and line terminations provided will be determined by the Telephone Company based on standard traffic engineering methods.

End Office Switching provides the following:

- The facilities to terminate end user Common Lines in end office switches or Special Access Lines in WATS Serving Offices.
- The end office switching functions necessary to complete a Switched Access Communication to or from end user Common Lines or Special Access Lines served by the end office.
- The termination of a call at a Telephone Company intercept operator or recording. The operator or recording tells a caller why a call, as dialed, could not be completed, and if possible, provides the correct number.

End Office Switching is divided into two categories; End Office Switching - Bundled (EOSB) and End Office Switching - Unbundled (EOSU). Application of the charges is in 4.5.2(G)(5) and the rates are in 4.6.3(B), (C) and (D).

End Office Switching is not provided in conjunction with switched access minutes of use that originate or terminate at a Mobile Telephone Switching Office (MTSO) directly interconnected to a Telephone Company access tandem office.

(This page filed under Transmittal No. 1)

Chief Financial Officer
Tekken Street, Susupe, Saipan, MP 96950

FACILITIES FOR INTERSTATE ACCESS

4. SWITCHED ACCESS (Cont'd)

4.2 Description of Switched Access (Cont'd)

4.2.5 End Office Services Optional Arrangements

The following optional arrangements are available in offices where equipment, facilities, and other conditions permit. The Telephone Company makes no guarantee that these optional arrangements will be available in all locations.

Unless otherwise noted, these End Office Services Optional Arrangements are nonchargeable.

(A) Alternate Traffic Routing

This option provides the capability of directing originating traffic from an end office (or appropriately equipped Telephone Company access tandem) via a trunk group (the "high usage" group) to a CDL until that group is fully loaded, and then delivering additional originating traffic (the "overflowing" traffic) from the same end office or Telephone Company access tandem to a different trunk group or groups (via one or more intermediate high usage groups) to one or more CDLs until the originating traffic is directed to a final group. The customer shall specify the last trunk CCS desired for the high usage group and each intermediate group.

When a FGD customer subscribes to Tandem Switch Signaling and Alternate Traffic Routing the customer may have a maximum of one route to which the traffic can overflow.

When a FGD customer subscribes to TAS (Tandem Access Sectorization) and Alternate Traffic Routing, the "final" trunk group and any intermediate trunk groups carrying additional originating overflowing traffic must terminate at the same CDL as does the "high usage" trunk group.

This option is provided in suitably equipped end offices or Telephone Company access tandems and is available with FGB and FGD.

This option is available with BSA-B and BSA-D as a chargeable BSE as specified in 4.2.19 and 4.5.6.

(This page filed under Transmittal No. 1)

Chief Financial Officer
Tekken Street, Susupe, Saipan, MP 96950

FACILITIES FOR INTERSTATE ACCESS

4. SWITCHED ACCESS (Cont'd)4.2 Description of Switched Access (Cont'd)4.2.5 End Office Services Optional Arrangements(B) Automatic Number Identification (ANI) Arrangement

This option provides the automatic transmission of a seven or ten digit number and information digit to the CDL for calls originating in the Access Area to identify the calling station. The ANI arrangement will be associated with all individual transmission paths in a trunk group when this arrangement is provided.

These information digits shall only be used for billing and collection, routing, screening, and completion of the originating subscriber's call or transaction or for service directly related to the originating subscriber's call or transaction.

The ANI provided shall not be reused or resold without first notifying the originating telephone subscriber and obtaining affirmative consent of the subscriber for reuse or resale.

Unless the originating subscriber has given consent for the reuse or resale, any information provided shall not be used for any purpose other than:

- performing the services or transactions that are subject of the originating subscriber's call;
- ensuring network performance security, and the effectiveness of call delivery;
- compiling, using and disclosing aggregate information; and,
- complying with applicable laws.

The above restrictions shall not prevent the subscriber to the ANI Arrangement from using information acquired from an ANI Arrangement, such as the telephone number or information derived from analysis of the characteristics of calls received through the ANI Arrangement, to offer a product or service that is directly related to the products or services previously purchased by a customer of the ANI Arrangement subscriber.

The seven digit ANI telephone number is available with FGB. It will be transmitted on all calls except those identified as a multiparty line or ANI failure. The ten digit ANI telephone number is only available with FGD. The ten digit ANI telephone number consists of the Numbering Plan Area (NPA) plus the seven digit ANI telephone number. The ten digit ANI telephone number will be transmitted on all calls except those identified as a multiparty line or ANI failure in which case only the NPA will be transmitted (in addition to the information digit described below). The ANI telephone number is the listed telephone number of the end user that originates the call.

Where ANI cannot be provided (e.g., on calls from 2 (in some instances), 4, and 8 party services) information digits will be provided to the customer. The information digits are used in the following situations:

- (1) Telephone number is the station billing number - no special treatment is required.

(This page filed under Transmittal No. 1)

Chief Financial Officer
Tekken Street, Susupe, Saipan, MP 96950

FACILITIES FOR INTERSTATE ACCESS

4. SWITCHED ACCESS (Cont'd)4.2 Description of Switched Access (Cont'd)4.2.5 End Office Services Optional Arrangements(B) Automatic Number Identification (ANI) Arrangement (Cont'd)

- (2) Multiparty line telephone number is a 2 (in some instances), 4, or 8 party line and cannot be identified - number must be obtained via an operator or in some other manner.
- (3) ANI failure has occurred in the end office switch which prevents identification of calling telephone number - number must be obtained by operator or in some other manner.
- (4) The configuration of the line requires special screening or handling by the customer, or
- (5) Call is an Automatic Identified Outward Dialed (AIOD) call from end user terminal equipment.

These ANI information digits are available with FGB and FGD only. In addition, the following information digits are available with FGD only:

- (a) InterLATA Area restricted - telephone number is identified line.
- (b) InterLATA Area restricted - line requires special screening or handling by the customer.

These information digits will be transmitted as agreed to by the customer and the Telephone Company.

The ANI Arrangement is available with BSA-B and BSA-D as a chargeable BSE as specified in 4.2.19 and 4.5.6.

(C) Intra Access Area Call Denial on Line or Hunt Group

This option allows for the screening of terminating FGA and BSA-A calls. The following screening arrangements are available with this option:

- (1) Screening of terminating calls for completion to only 411, 611, 911, 555-1212 all valid NXXs associated with the end offices within the LATA, i.e., the call cannot be further switched or routed out of the LATA.
- (2) Screening of terminating calls within the FGA or BSA-A Access Area for completion to only 411, 611, 911, 800, 877, 888, 555-1212, and a Telephone Company specified set of NXXs within the Telephone Company local exchange calling area of the dial tone office in which the arrangement is provided.

All other calls are routed to a reorder tone or recorded announcement. Arrangement 1 is provided where available. Arrangement 2 is provided in all Telephone Company electronic end offices and, where available, in electromechanical end offices. These options are available with Feature Group A or BSA-A.

(This page filed under Transmittal No. 1)

Chief Financial Officer
Tekken Street, Susupe, Saipan, MP 96950

FACILITIES FOR INTERSTATE ACCESS

4. SWITCHED ACCESS (Cont'd)4.2 Description of Switched Access (Cont'd)4.2.5 End Office Services Optional Arrangements(D) InterLATA Call Denial on Line or Hunt Group

This option allows for the screening of terminating calls and for completion only of calls within the LATA. All other calls are routed to an appropriate access announcement. Specifically, this option would block terminating calls to the following:

- InterLATA, dialed as either 7D, 10D, 1+7D, 1+10D, 950-XXXX, 101XXXX+7D or 101XXXX+10D.
- Service Access Codes (500, 700, 800, 877, 888 and 900).
- International, dialed as either 011 or 01.
- Operator, dialed as either 0+, 0- or 00.

This arrangement is provided in Telephone Company end offices, where available. It is available with FGA or BSA-A at rates and charges in Section 4.5.2(A)(3)(i).

(E) Call Denial on Line or Hunt Group Outside the Access Area

This option allows for the screening of terminating calls and for completion only of calls within the Access Area. All other calls are routed to an appropriate access announcement. Specifically, this option would block terminating calls to the following:

- Outside the Access Area, dialed as either 7D, 10D, 1+7D, 1+10D, 950-XXXX, 101XXXX+7D or 101XXXX+10D.
- Service Access Codes (500, 700, 800, 877, 888 and 900).
- International, dialed as either 011 or 01.
- Operator, dialed as either 0+, 0- or 00.

This arrangement is provided in Telephone Company end offices, where available. It is available with FGA or BSA-A at rates and charges in Section 4.5.2(A)(3)(i).

(This page filed under Transmittal No. 1)

Chief Financial Officer
Tekken Street, Susupe, Saipan, MP 96950

FACILITIES FOR INTERSTATE ACCESS

4. SWITCHED ACCESS (Cont'd)

4.2 Description of Switched Access (Cont'd)

4.2.5 End Office Services Optional Arrangements (Cont'd)

(F) Dual Tone Multifrequency Address Signaling

This option allows reception of called party address signals from the customer in the form of Dual Tone Multifrequency (DTMF) signals. It is provided in all Telephone Company end offices where available. When FGA or BSA-A arrangements are provided as part of a hunt group or uniform call distribution group, and the customer requires DTMF address signaling, then all arrangements in the hunt group or uniform call distribution group will be so equipped. It is available with FGA or BSA-A.

(G) Hunt Group Arrangement

The Hunt Group Arrangement is available with FGA as a nonchargeable option. This feature is available with BSA-A as a chargeable BSE as specified in 4.2.19 and 4.5.6.

(1) This option provides the ability to sequentially access one of two or more line side connections in the originating direction, when the access code of the line group is dialed. This arrangement contemplates one access code (i.e., telephone number) per arrangement.

(2) This option provides the ability to sequentially access one of two or more lines in the terminating direction, when the hunting number of the line group is forwarded from the customer to the Telephone Company.

(H) Customer Specification of Switched Access Directionality

This option allows the customer to specify the directionality of the trunk group (i.e., originating, terminating, or two-way) in lieu of Telephone Company specification. It is available with all Feature Groups and Basic Serving Arrangements. Rates and charges will be developed on an Individual Case Basis.

(This page filed under Transmittal No. 1)

Chief Financial Officer
Tekken Street, Susupe, Saipan, MP 96950

FACILITIES FOR INTERSTATE ACCESS

4. SWITCHED ACCESS (Cont'd)4.2 Description of Switched Access (Cont'd)4.2.5 End Office Services Optional Arrangements (Cont'd)(I) Nonhunting Number for Use with Hunt Group Arrangement

This option provides an arrangement for an individual line within a multiline hunt group that provides access to that line within the hunt group when it is idle or provides busy tone when it is busy, when the nonhunting number is dialed. Where available, this arrangement is provided with originating use for FGA, BSA-A or terminating use for Special Access Lines.

(J) Nonhunting Number for Use with Uniform Call Distribution Arrangement

This option provides an arrangement for a uniform call distribution multiline hunt group that provides access to an individual line within the hunt group when it is idle or provides busy tone when it is busy, when the nonhunting number is dialed. Where available, this arrangement is provided with originating use for FGA, BSA-A, or terminating use for Special Access Lines. It can only be provided from suitably equipped stored program controlled switches.

(K) Operator Assistance Full Feature Arrangement

This option, which is available only on a direct trunking arrangement, provides the initial coin return control function to the customer's operator. It is available with FGD or BSA-D. Rates and charges will be developed on an Individual Case Basis.

(L) Rotary Dial Station Signaling

This option provides for the transmission of called party address signaling from rotary dial stations to the CDL, for originating calls. It is available with FGB or BSA-B where conditions permit.

(M) Service Class Routing

This option provides the capability of directing originating traffic from an end office to a CDL, based on the service prefix code (e.g., 0+ or 01+) or service class code (e.g., 500, 600, 700, 800, 877, 888, or 900). It is provided in suitably equipped end office or Telephone Company access tandem and is available with FGD and BSA-D. Originating 500-NXX-XXXX calls are routed in accordance with the 500 Customer Identification Function as described in 4.2.17.

Service Class Routing, as set forth above, may be used with Tandem Access Sectorization (TAS).

(N) Service Code Denial on Line or Hunt Group

This option allows for the screening of terminating calls within the Access Area and for disallowing completion of calls to 0- and N11 (e.g., 411, 611 and 911). Where available this arrangement is provided in Telephone Company end offices. It is available with FGA or BSA-A and can only be provided from suitably equipped stored program controlled switches.

(This page filed under Transmittal No. 1)

Chief Financial Officer
Tekken Street, Susupe, Saipan, MP 96950

FACILITIES FOR INTERSTATE ACCESS

4. SWITCHED ACCESS (Cont'd)4.2 Description of Switched Access (Cont'd)4.2.5 End Office Services Optional Arrangements (Cont'd)(O) Trunk Access Limitation

This option, where available, provides for the routing of originating 900 or 900 like Service calls to a specified number of transmission paths in a trunk group, in order to limit (choke) the completion of such traffic to a customer. Calls to the designated service which could not be completed over the subset of transmission paths in the trunk group (i.e., the choked calls) would be routed to reorder tone. It is available with FGD and BSA-D.

(P) Uniform Call Distribution Arrangement

This option provides a type of multiline hunting arrangement which provides for an even distribution of calls among the available lines in a hunt group. Where available, this arrangement is provided with originating use for FGA and terminating use for Special Access Lines.

Uniform Call Distribution is available with BSA-A as a chargeable BSE as specified in 4.2.19 and 4.5.6.

(Q) Up to 7 Digit Outpulsing of Access Digits to the Customer

This option provides for the end office capability of providing up to 7 digits of the access code to the CDL. The customer can request that only some of the digits in the access code be forwarded. The access code digits would be provided to the CDL using multifrequency signaling, and transmission of the digits would precede the forwarding of ANI if that arrangement was provided. It is available with FGB and BSA-B in suitably equipped end offices.

(R) Band Advance Arrangement

This arrangement is available for Special Access Lines used with a Switching Interface. This option, which is provided in association with two or more groups, provides for the automatic overflow of terminating calls from a line group, that has exceeded its call capacity, to another line group with equal or a greater number of bands than that of the overflowing line group. This arrangement does not provide for call overflow from a group with a higher designation to one with a lower band designation.

(This page filed under Transmittal No. 1)

Chief Financial Officer
Tekken Street, Susupe, Saipan, MP 96950

FACILITIES FOR INTERSTATE ACCESS

4. SWITCHED ACCESS (Cont'd)

4.2 Description of Switched Access (Cont'd)

4.2.5 End Office Services Optional Arrangements (Cont'd)

(S) FGD and BSA-D Switched Access with 950-XXXX Access

FGD or BSA-D Switched Access with 950-XXXX Access is a optional arrangement that provides for the routing of originating calls using a customer's 950-XXXX access code(s) to the customer over the customer's FGD or BSA-D trunks. All such calls will be rated as FGD or BSA-D switched access calls.

This optional arrangement, available where technically feasible in equal access end offices, uses FGD or BSA-D signaling protocols and technical specifications. The 950-XXXX traffic can be routed over FGD or BSA-D trunks combined with the customer's standard FGD or BSA-D traffic directly to the CDL or through a Telephone Company access tandem to the CDL. The customer must be able to differentiate standard FGD or BSA-D calls from 950-XXXX calls delivered over the same FGD or BSA-D trunks. The customer may not have originating FGD or BSA-D switched access with 950-XXXX access and originating FGD or BSA-B switched access in the same end office utilizing the same 950-XXXX Customer Identification Code.

(This page filed under Transmittal No. 1)

Chief Financial Officer
Tekken Street, Susupe, Saipan, MP 96950

FACILITIES FOR INTERSTATE ACCESS

4. SWITCHED ACCESS (Cont'd)

4.2 Description of Switched Access (Cont'd)

4.2.5 End Office Services Optional Arrangements (Cont'd)

(T) Switched Data Service

(1) Switched 56

This option provides for a connection capable of up to 56 Kbps digital transmission between the customer's CDL and a suitably equipped end office. Switched Data service lines connected at those suitably equipped end offices will be accessed on a switched basis for digital transmission up to 56 Kbps. These locations are identified in the National Exchange Carrier Association, Inc., Tariff F.C.C. No. 4 Wire Center and Interconnection Information.

This option is provided only with FGD or BSA-D. A separate FGD or BSA-D trunk group must be established for the provision of Switched Data service. This trunk group requires the use of a DS1 digital interface as described in Section 4.2.3(B)(6). Switched Data and Non-Switched Data traffic may not be combined on the same trunk group.

Access is made via the standard dialing pattern as set forth in section 4.2.1(C) and 4.2.2(C).

(This page filed under Transmittal No. 1)

Chief Financial Officer
Tekken Street, Susupe, Saipan, MP 96950

FACILITIES FOR INTERSTATE ACCESS

4. SWITCHED ACCESS (Cont'd)4.2 Description of Switched Access (Cont'd)4.2.5 End Office Services Optional Arrangements (Cont'd)(U) Tandem Switch Signaling

This option allows for the passing of the Carrier Identification Code (CIC) and the OZZ code or circuit code information needed to perform tandem switching functions. The CIC identifies the uniform access code associated with the Switched Access usage for a specific interexchange carrier. The OZZ code identifies the service class routing code of a multifrequency call that indicates the interexchange carrier's trunk group to which the traffic will be routed. This option is only available with FGD Switched Access services and can only be provided from equal access end offices. This option is not available from end offices that use alternate technologies to provide equal access capabilities, or from Telephone Company access tandems.

(V) Carrier Identification Parameter (CIP)

Carrier Identification Parameter is available as an optional feature in conjunction with originating FGD. CIP provides for the transmission of the Carrier Identification Code (CIC) or the access code 101XXXX to the customer with the Initial Address Message (IAM). CIP is available with originating FGD in suitably equipped end offices and access tandems. CIP will be populated by a 4-digit CIC at the rates shown in 4.6.6. Application of the charges is in 4.5.2(G)(9).

The Telephone Company will make every effort to maintain the CIP information, equipment and facilities in a format which facilitates the customer's use of the CIP offering. Changes (i.e., technology, customer account makeup, etc.) can occur affecting such information, however, and the Telephone Company cannot guarantee that the CIP equipment and facilities will be completely capable of processing CIP data at all times. Accordingly, the Telephone Company shall not be liable for any incidental, indirect, special or consequential damages (including lost revenue or profits) of any kind, resulting from inaccuracy of CIP data and/or the inability of its equipment and facilities to process CIP data.

(W) Flexible Automatic Number Identification (FLEX ANI)

FLEX ANI, available as a nonchargeable option, when ordered in conjunction with the ANI optional feature or the ANI BSE, provides additional values for the ANI Information Indicator (II) digits to identify calls originating from public telephone access service lines for per call compensation. The FLEX ANI option is provided per end office on a Carrier Identification Code (CIC) basis and is available with FGD service or BSA D service at suitably equipped end offices.

(This page filed under Transmittal No. 1)

Chief Financial Officer
Tekken Street, Susupe, Saipan, MP 96950

FACILITIES FOR INTERSTATE ACCESS

4. SWITCHED ACCESS (Cont'd)4.2 Description of Switched Access (Cont'd)4.2.6 Call Restriction and Code Screening Reports

The customer, when ordering Call Denial on Line or Hunt Group, Service Class Routing or Trunk Access Limitation as in 4.2.5, shall report the appropriate codes to be instituted in each end office switch.

4.2.7 Installation and Acceptance Testing of Switched Access

(A) The Switched Access provided under this tariff (a) will include any Telephone Company installed equipment, entrance cable or drop wiring, and wiring or cable within a building necessary to terminate the Switched Access at a point of termination reasonably situated so as to serve the CDL, and (b) will be installed by the Telephone Company to such a point of termination. The customer shall be responsible for providing facilities beyond the point of termination. When performing installation and acceptance testing, the Telephone Company will, on a cooperative basis, test the line or trunk beyond the customer's first point of switching (i.e., End-To-End).

(B) At no additional charge, the Telephone Company will, at the customer's request, cooperatively test, at the time of installation, loss, 3-tone slope, DC continuity, C-notched noise, C-message noise and operational signaling, when applicable. When the Interface Arrangement is established at the Telephone Company's first point of switching, and the customer requests these tests, the Telephone Company will perform the tests independently and provide the results to the customer. When the Interface Arrangement provides a four-wire voice transmission facility and the point of termination provides two-wire voice transmission (i.e., there is a four-wire to two-wire conversion at the point of termination), echo control (balance-echo return loss/equal level echo path loss) may also be tested.

4.2.8 Provision of Design Layout Report

The Telephone Company will provide to the customer the makeup of the Switched Transport portion of the Switched Access provided under this tariff to enable the customer to design its overall service. This information will be reissued or updated whenever the makeup of the facilities provided to the customer are materially changed.

4.2.9 Network Management

The Telephone Company will administer its network to ensure the provision of standard traffic grade of service levels to all telecommunications users of the Telephone Company's network services. The Telephone Company maintains the right to apply protective controls such as diversion of overflow traffic to informational announcements or restriction of access to congested traffic areas on any traffic carried over its network in order to assure satisfactory service levels to all customers. These controls include the right to restrict and, if necessary, deny access to and from the point of termination at the CDL.

Outage credit will apply as in 2.4.4, in cases where all transmission paths are blocked as a result of application of protective controls, except that to the extent that these controls relate to emergency situations, no notice requirement is necessary beyond that already provided for in this tariff.

(This page filed under Transmittal No. 1)

Chief Financial Officer
Tekken Street, Susupe, Saipan, MP 96950

FACILITIES FOR INTERSTATE ACCESS

4. SWITCHED ACCESS (Cont'd)

4.2 Description of Switched Access (Cont'd)

4.2.10 Design and Routing of Switched Access

The Telephone Company shall work cooperatively with the customer to design and determine the routing and directionality of Switched Access including the selection of facilities from the first point of switching to the CDL. Selection of facilities, equipment and routing of the Switched Access is based on standard engineering methods, facilities and equipment available, Telephone Company traffic routing plans, and the customer's order for service.

4.2.11 Provision of Switched Access Performance Data

Performance data for Switched Access will be made available to the customer based on Telephone Company established intervals and availability. This data may include, but is not limited to, equipment blockage and failure results, ineffective attempt performance, transmission failures, and other service-related data. Any request for data or format that is not Telephone Company Standard will be handled on an Individual Case Basis with any associated cost to be borne by the customer. Performance data related to customer provided facilities will not be provided.

4.2.12 Transmission Performance

Each Switched Access transmission path is provided with a standard transmission performance. The standard for a particular path is dependent on the Interface Arrangement and whether the Switched Access is routed direct or via a Telephone Company access tandem. In addition, Data Transmission Parameters may be ordered by the customer. The transmission performance parameters are set forth in Section 7000 of the GTE Technical Interface Reference Manual. The transmission performance parameters relate only to the Telephone Company provided portion of the service.

(This page filed under Transmittal No. 1)

Chief Financial Officer
Tekken Street, Susupe, Saipan, MP 96950

FACILITIES FOR INTERSTATE ACCESS

4. SWITCHED ACCESS (Cont'd)

4.2 Description of Switched Access (Cont'd)

4.2.13 Design Blocking Probability

The Telephone Company will design the facilities used in the provision of Switched Access to meet the blocking probability criteria as follows:

- (A) For FGA or BSA-A no design blocking criteria apply.
- (B) For FGB and BSA-B, the design blocking objective will be one percent (.01) between the CDL and the first point of switching as in reference document GTE Telephone Companies - Traffic Grade of Service Standards. Standard traffic engineering methods will be used by the Telephone Company to determine the number of transmission paths required to achieve this level of blocking.
- (C) For FGD or BSA-D the design blocking objective will be one percent (.01) between the CDL and the end office switch as in reference document GTE Telephone Companies - Traffic Grade of Service Standards. Standard traffic engineering methods will be used by the Telephone Company to determine the number of transmission paths required to achieve this level of blocking.
- (D) When FGB, FGD, BSA-B or BSA-D is ordered in trunks, the Telephone Company cannot guarantee these design blocking probabilities. The Telephone Company will perform routine measurement functions, except on FGA or BSA-A, to assure that an adequate number of transmission paths are in service. The Telephone Company will recommend that additional capacity (BHMC or quantities of trunks) be ordered by the customer when additional paths are required to reduce the measured blocking to the designed blocking level. For the capacity ordered, the design blocking objective is assumed to have been met if the routine measurements show that the measured blocking does not exceed the threshold listed in the following tables.

(This page filed under Transmittal No. 1)

Chief Financial Officer
Tekken Street, Susupe, Saipan, MP 96950

FACILITIES FOR INTERSTATE ACCESS

4. SWITCHED ACCESS (Cont'd)4.2 Description of Switched Access (Cont'd)4.2.13 Design Blocking Probability (Cont'd)

(D) (Cont'd)

- (1) For FGB and BSA-B transmission paths carrying traffic between a CDL and the first point of switching, or for FGD and BSA-D transmission paths carrying traffic direct between a CDL and an end office, the measured blocking thresholds are as follows:

<u>Number of Transmission Paths Per Trunk Group</u>	<u>Measured Blocking Thresholds in the Daily Busiest Hour for the Number of Measurements Per Trunk Group</u>			
	<u>15-20</u>	<u>11-14</u>	<u>7-10</u>	<u>5-6</u>
	<u>Measurements</u>	<u>Measurements</u>	<u>Measurements</u>	<u>Measurements</u>
2	.070	.080	.090	.140
3	.050	.060	.070	.090
4	.050	.060	.070	.080
5-6	.040	.050	.060	.070
7 or more	.030	.035	.040	.060

- (2) For FGD and BSA-D transmission paths carrying traffic between a CDL and an end office via an access tandem, the measured blocking thresholds are as follows:

<u>Number of Transmission Paths Per Trunk Group</u>	<u>Measured Blocking Thresholds in the Daily Busiest Hour for the Number of Measurements Per Trunk Group</u>			
	<u>15-20</u>	<u>11-14</u>	<u>7-10</u>	<u>5-6</u>
	<u>Measurements</u>	<u>Measurements</u>	<u>Measurements</u>	<u>Measurements</u>
2	.045	.055	.060	.095
3	.035	.040	.045	.060
4	.035	.040	.045	.055
5-6	.025	.035	.040	.045
7 or more	.020	.025	.030	.040

4.2.14 Special Facilities Routing

A customer may request that the facilities used to provide Switched Access be specially routed. The regulations, rates and charges for Special Facilities Routing (i.e., Avoidance, Diversity and Cable-Only) are in Section 9.

(This page filed under Transmittal No. 1)

Chief Financial Officer
Tekken Street, Susupe, Saipan, MP 96950

FACILITIES FOR INTERSTATE ACCESS

4. SWITCHED ACCESS (Cont'd)4.2 Description of Switched Access (Cont'd)4.2.15 Information Surcharge

- (A) The Information Surcharge applies to each Switched Access minute of use (measured or assumed) and shall be assessed upon all customers that use local switching facilities for the provision of interstate or foreign telecommunications.
- (B) The Information Surcharge is to recover the costs of the functions associated with the printing of the directory white pages. The surcharge is assessed to a customer based on the total number of access minutes at the rates in 4.6.4. Application of the premium and nonpremium Information Surcharge is in 4.5.2(G)(1).
- (C) The Information Surcharge rate element does not apply to switched access minutes of use that originate or terminate at MTSOs directly interconnected to a Telephone Company access tandem office.

4.2.16 800/877/888 Data Base Query Service

800/877/888 Data Base Query Service performs the 800/877/888 Customer Identification Function, as described in 4.2.11, to determine the customer to whom 800/877/888 calls must be routed. For all 1+800-NXX-XXXX, 1+877-NXX-XXXX or 1+888-NXX-XXXX calls originated by an end user, the Telephone Company will perform the customer identification function using a Telephone Company 800/877/888 Data Base to screen the dialed ten digits of the 800/877/888 call to determine the customer selected by the 800/877/888 subscriber to carry that 800/877/888 call. If the 800/877/888 call originates from an end office switch not equipped to provide the customer identification function, the call will be routed to a Telephone Company access tandem switch equipped to provide the customer identification function. Once customer identification has been established through 800/877/888 Data Base Query Service, the 800/877/888 call will be routed to the selected customer for completion.

Basic 800/877/888 Data Base Queries provide instructions to route 1+800, 1+877, or 1+888 calls on a simple call turn around basis to one particular customer or to different customers based on the LATA in which the 800/877/888 call originates.

Premium 800/877/888 Data Base Queries provide instructions to route 1+800-NXX-XXXX, 1+877-NXX-XXXX, or 1+888-NXX-XXXX calls to:

- (A) Different customers based on time of day, day of week, or based on number of calls allocated by 800/877/888 subscriber selected percentages.
- (B) Different terminating locations based on time of day, day of week, or based on number of calls allocated by 800/877/888 subscriber selected percentages.
- (C) Standard seven digit local exchange telephone numbers at the terminating end based on the 800/877/888 subscriber's specific requirements.

The 800/877/888 subscriber is responsible for arranging the entry of the various routing instructions discussed herein into the Number Administration Service Center's (NASC's) Service Management System (SMS).

Rate regulations and charges applicable to 800/877/888 Data Base Query Service appear in 4.5.2(B) and 4.6.3(A).

(This page filed under Transmittal No. 1)

Chief Financial Officer
Tekken Street, Susupe, Saipan, MP 96950

FACILITIES FOR INTERSTATE ACCESS

4. SWITCHED ACCESS (Cont'd)

4.2 Description of Switched Access (Cont'd)

4.2.17 500 Customer Identification Function

This function provides for screening of the first six digits of all 500-NXX-XXXX type calls generated by end users to determine the customer to which the call is to be routed. This function is provided in conjunction with FGD. This function is available with Tandem Switch Signaling.

4.2.18 Tandem Switch Signaling

Tandem Switch Signaling, offered in conjunction with FGD Switched Access with multifrequency address signaling provides the Carrier Identification Code (CIC) and the OZZ code or circuit code as described in 4.2.5 (U) to determine the customer and trunk group(s) where traffic will be routed.

Rate regulations applicable to Tandem Switch Signaling are found in 4.5.2 (G)(6).

(This page filed under Transmittal No. 1)

Chief Financial Officer
Tekken Street, Susupe, Saipan, MP 96950

FACILITIES FOR INTERSTATE ACCESS

4. SWITCHED ACCESS (Cont'd)4.2 Description of Switched Access (Cont'd)4.2.19 Basic Service Elements

The following Basic Service Elements (BSEs) are chargeable unbundled service options available only with Basic Serving Arrangements. The Telephone Company makes no guarantee that these BSE's will be available in all locations. Rate regulations and charges applicable to BSEs appear in 4.5.6.

(A) Alternate Traffic Routing - BSE

This BSE provides the capability of directing originating traffic from an end office (or appropriately equipped access tandem) via a trunk group (the "high usage" group) to a CDL until that group is fully loaded, and then delivering additional originating traffic (the "overflowing" traffic) from the same end office or access tandem to a different trunk group or groups (via one or more intermediate high usage groups) to one or more CDLs until the originating traffic is directed to a final group. The customer shall specify the last trunk CCS desired for the high usage group and each intermediate group.

When a BSA-D customer subscribes to TAS (Tandem Access Sectorization) and Alternate Traffic Routing, the "final" trunk group and any intermediate trunk groups carrying additional originating overflowing traffic must terminate at the same CDL as does the "high usage" trunk group.

Alternate Traffic Routing - BSE is provided in suitably equipped end office or access tandem switches and is available with BSA-B and BSA-D.

(B) Automatic Number Identification (ANI) - BSE

This BSE provides the automatic transmission of a seven or ten digit number and information digit to the CDL for calls originating in the Access Area to identify the calling station. The ANI arrangement will be associated with all individual transmission paths in a trunk group when this arrangement is provided.

These information digits shall only be used for billing and collection, routing, screening, and completion of the originating subscriber's call or transaction or for service directly related to the originating subscriber's call or transaction.

The ANI provided shall not be reused or resold without first notifying the originating telephone subscriber and obtaining affirmative consent of the subscriber for reuse or resale.

Unless the originating subscriber has given consent for the reuse or resale, any information provided shall not be used for any purpose other than:

- performing the services or transactions that are subject of the originating subscriber's call;
- ensuring network performance security, and the effectiveness of call delivery;
- compiling, using and disclosing aggregate information; and,
- complying with applicable laws.

The above restrictions shall not prevent the subscriber to the ANI Arrangement from using information acquired from an ANI Arrangement, such as the telephone number or information derived from analysis of the characteristics of calls received through the ANI Arrangement, to offer a product or service that is directly related to the products or services previously purchased by a customer of the ANI Arrangement subscriber.

(This page filed under Transmittal No. 1)

Chief Financial Officer
Tekken Street, Susupe, Saipan, MP 96950

FACILITIES FOR INTERSTATE ACCESS

4. SWITCHED ACCESS (Cont'd)4.2 Description of Switched Access (Cont'd)4.2.19 Basic Service Elements (Cont'd)(B) Automatic Number Identification (ANI) - BSE (Cont'd)

The seven digit ANI telephone number is available with BSA-B. It will be transmitted on all calls except those identified as a multiparty line or ANI failure. The ten digit ANI telephone number is only available with BSA-D. The ten digit ANI telephone number consists of the Numbering Plan Area (NPA) plus the seven digit ANI telephone number. The ten digit ANI telephone number will be transmitted on all calls except those identified as a multiparty line or ANI failure in which case only the NPA will be transmitted (in addition to the information digit described below). The ANI telephone number is the listed telephone number of the end user that originates the call.

Where ANI cannot be provided (e.g., on calls from 2, in some instances, 4, and 8 party services) information digits will be provided to the customer. The information digits are used in the following situations:

- (1) Telephone number is the station billing number - no special treatment is required.
- (2) Multiparty line telephone number is a 2, in some instances, 4, or 8 party line and cannot be identified - number must be obtained via an operator or in some other manner.
- (3) ANI failure has occurred in the end office switch which prevents identification of calling telephone number - number must be obtained by operator or in some other manner.
- (4) The configuration of the line requires special screening or handling by the customer, or
- (5) Call is an Automatic Identified Outward Dialed (AIOD) call from end user terminal equipment.

These ANI information digits are available with BSA-B and BSA-D only. In addition, the following information digits are available with BSA-D only:

- (a) InterLATA Area restricted - telephone number is identified line.
- (b) InterLATA Area restricted - line requires special screening or handling by the customer.

These information digits will be transmitted as agreed to by the customer and the Telephone Company.

(C) User Transfer - BSE

This option, available with BSA-A, provides the ability to temporarily hold an established call, originate another call to a third party, and then redirect the first call to the third party. When a call has been transferred, the original line is cleared to place or receive another call.

(This page filed under Transmittal No. 1)

Chief Financial Officer
Tekken Street, Susupe, Saipan, MP 96950

FACILITIES FOR INTERSTATE ACCESS

4. SWITCHED ACCESS (Cont'd)4.2 Description of Switched Access (Cont'd)4.2.19 Basic Service Elements (Cont'd)(D) Hunt Group Arrangement - BSE

This BSE, available only with BSA-A, provides the ability to sequentially access one of two or more line side connections in the originating direction, when the access code of the line group is dialed. This BSE contemplates one access code (i.e., telephone number) per arrangement. This BSE also provides the ability to sequentially access one of two or more lines in the terminating direction, when the hunting number of the line group is forwarded from the customer to the Telephone Company.

(E) Queuing - BSE

This BSE is available only with BSA-A in conjunction with the Uniform Call Distribution (UCD) BSE and may only be provided in Telephone Company electronic end offices.

When all terminals in a UCD Arrangement are busy, queuing allows for an incoming call to be placed in queue to await an available terminal in the UCD arrangement. When a call is placed in queue, audible ringing is returned to the customer and no further indication is sent until a terminal completes the call. The call that has been in queue the longest will be the first call handled when a terminal becomes available. The maximum number of calls that can be placed in queue is dependent upon the total number of lines in the multiline hunt group. If the incoming call cannot be placed in queue, the calling party will receive a busy tone.

(F) Uniform Call Distribution - BSE

This BSE provides a type of multiline hunting arrangement which evenly distributes calls among the available lines in a hunt group. Where available, this arrangement is provided with originating use for BSA-A and terminating use for Special Access Lines.

(G) Simplified Message Desk Interface (SMDI)

This option provides call-related information for calls utilizing a BSE hunt group arrangement. SMDI provides the capability for delivering the called number, the calling number, and a call forwarding indicator (i.e., call forwarding busy, call forwarding don't answer, or direct call). This information is transmitted to the CDL utilizing a DNAL (Section 4.2.2). In addition, where customer equipment exists, SMDI will allow a customer to activate a message waiting indicator to the called number. The message waiting indicator includes Message Waiting Indication - Audible or Message Waiting Indication - Audible Ring Burst.

The customer shall provide the appropriate Customer Premises Equipment (CPE) to store, display or print the transmitted call status information as well as equipment to activate or deactivate the message waiting indicator. The Telephone Company assumes no liability and will be held harmless for any incompatibility of their CPE to perform satisfactorily with this feature. This BSE, available with DNAL, is provided from suitably equipped end offices. The customer is responsible for providing a modem at the CDL which interfaces with the Telephone Company equipment at 1200 baud ASCII.

(This page filed under Transmittal No. 1)

Chief Financial Officer
Tekken Street, Susupe, Saipan, MP 96950

FACILITIES FOR INTERSTATE ACCESS

4. SWITCHED ACCESS (Cont'd)4.2 Description of Switched Access (Cont'd)4.2.19 Basic Service Elements (Cont'd)(H) Caller Identification - Number (ICLID) - BSE

This BSE provides the customer with the calling party's directory number at the time the call is received. The calling number is transmitted to the customer during the first silent interval of the ringing cycle. The number is displayed on customer-provided equipment.

Where available, this arrangement is provided as a nonchargeable option with originating BSA-A.

(I) Remote Call Forwarding - BSE

Remote Call Forwarding (RCF) is a service that utilizes a seven digit Directory Number (DN) to automatically forward all incoming calls to another DN. The forwarded to number can be in the same central office switch or in another central office switch.

The remote call forwarding directory number is not directly associated with an access connection arrangement, but rather is a software translation programmed within the central office switch. All calls dialed to that directory number will forward to another number automatically. The subscriber to this capability does not have a station set for termination of calls made to their remote call forwarding number. Where available, this arrangement is provided with BSA-A.

(J) Direct Inward Dialing (DID) - BSE

This BSE provides a two or four wire DID termination with line treatment at the first point of switching that permits the Dial Tone Central Office Switch to deliver all or part of the called number to the customer premises at the time the call is established. Multifrequency (MF), Dual Tone Multifrequency (DTMF) or Dial Pulse address signaling is used by the Telephone Company to deliver only the called telephone number to the customer premises. No other address signaling will be delivered to the customer premises. The type of signaling utilized depends on the Dial Tone Office switching equipment available. If additional address signaling is required by the customer, it must be provided by the customer's end user using inband tone address signals which will not be regenerated by the Telephone Company and will be subject to the ordinary transmission capabilities of the Switched Transport provided.

This BSE is only available with BSA-A arrangements and only in the originating direction. The customer must order a DID Termination and the first group of 20 DID numbers to be associated with the DID Trunk Termination in addition to BSA-A service. Additional groups of 20 DID telephone numbers are available. If the grade of service at the group busy hour of the DID trunk group is less than P.05 for two consecutive months, the customer may be required to subscribe to additional DID Trunk Terminations. The DID optional feature is only available as a stand alone BSE or optional feature, no other BSEs or optional features can be used in conjunction with it.

(This page filed under Transmittal No. 1)

Chief Financial Officer
Tekken Street, Susupe, Saipan, MP 96950

FACILITIES FOR INTERSTATE ACCESS

4. SWITCHED ACCESS (Cont'd)

4.2 Description of Switched Access (Cont'd)

4.2.19 Basic Service Elements (Cont'd)

(K) Billed Number Screening (BNS) - BSE

This BSE prevents the billing of incoming collect and third number billed calls to a customer's telephone account.

Where available, this arrangement is provided with BSA-A.

4.2.20 Telecommunications Relay Service (TRS) Equal Access Interconnection

- (A) TRS Equal Access Interconnection is available to TRS Carriers to interconnect with the Telephone Company to provide originating equal access to their end users. The TRS Interconnection provides trunk side access over Switched Access Entrance Facilities and Direct Trunked Transport Facilities from a TRS Carrier to a Telephone Company Access Tandem which enables the TRS Carrier to transfer TRS calls from an end user, to the Telephone Company's Access Tandem to reach the end user's Carrier of Choice. The Telephone Company does not provide end office local switching functions with this arrangement. The signaling protocol transmitted by the TRS Carrier is subject to the technical limitations for FGD. The TRS Carrier shall comply with all operating, technical and service quality standards as specified in 4.2.2 for originating Feature Group D Service.

(This page filed under Transmittal No. 1)

Chief Financial Officer
Tekken Street, Susupe, Saipan, MP 96950

FACILITIES FOR INTERSTATE ACCESS

4. SWITCHED ACCESS (Cont'd)4.2 Description of Switched Access (Cont'd)4.2.20 Telecommunications Relay Service (TRS) Equal Access Interconnection (Cont'd)

- (B) For traffic which originates at TRS Equal Access Interconnections provided through an Access Tandem, Carrier Common Line Service, and Switched Access Service End Office Switching rates and charges as specified in Sections 4.6.3 and 12.3 following, will not apply to that portion of the call from the serving wire center of the TRS Carrier to the serving wire center of the Interexchange Carrier.
- (C) The TRS carrier shall inform Interexchange Customers seeking equal access to the TRS Carrier's switch via an access tandem(s) owned and operated by the Telephone Company, that FGD Access from the IC to the access tandem must exist or be ordered from the Telephone Company in order to receive TRS traffic.
- (D) The TRS Carrier will be billed the Entrance Facility rate and the Direct Trunked Transport rates as specified in Section 4.6.2. Also applicable are nonrecurring charges associated with ordering this service.
- (E) The mileage used to determine the Direct Trunked Transport Channel Mileage billed to the TRS Carrier and the Channel Mileage or Local Transport Facility mileage billed to the Interexchange Carrier is calculated as set forth in Section 4.5.2(G)(2) following.
- (F) The TRS Carrier will furnish to the Telephone Company all information which the Telephone Company may require to bill Interexchange Carriers for the access provided by the Telephone Company. The TRS Carrier shall keep sufficient call detail records for IC billing and, upon request of the Telephone Company make the records available for inspection. Such information shall be furnished by the TRS Carrier in a form and according to a regular schedule mutually agreed upon between the Telephone Company and TRS Carrier.
- (G) Usage measurement for originating calls begins when the TRS Carrier's switch receives the first wink supervisory signal forwarded from the IC's point of interconnection. The call usage ends when the TRS Carrier's switch receives disconnect supervision from either the originating end user's end office or the IC's point of termination, whichever is recognized first by the TRS Carrier's Switch.

When the call usage provided to the Telephone Company by the TRS Carrier for IC billing is based on answer supervision (rather than a wink supervisory signal) from the IC's switch, chargeable access minutes will be obtained by adding the recorded originating measured minutes to a non-conversation time additive (NCTA).

(This page filed under Transmittal No. 1)

Chief Financial Officer
Tekken Street, Susupe, Saipan, MP 96950

FACILITIES FOR INTERSTATE ACCESS

4. SWITCHED ACCESS (Cont'd)4.3 Obligations of the Customer4.3.1 On and Off-Hook Supervision

The customer facilities shall provide the necessary on and off-hook supervision.

4.3.2 ASR Requirements

The customer shall order all Switched Access as described in Section 3, 4.3.2 and 4.3.3.

ASRs for Entrance Facilities and Direct-Trunked Transport must specify the customer designated location, type of service (e.g., Voice Grade, DS1 or DS3), the channel interface, and any optional arrangements desired. In addition, ASRs for Direct-Trunked Transport must specify any Hubs involved and the end office, when direct routing to an end office is desired, or the Telephone Company access tandem if direct routing to a Telephone Company access tandem switch for purposes of obtaining Tandem-Switched Transport is desired.

ASRs for Direct-Trunked Transport must also specify the Feature Group or BSA, number of lines or trunks at the end office or Telephone Company access tandem, major traffic types and directionality. Ordered quantities shall be specified by originating and terminating direction and by traffic type (e.g., MTS/MTS-type or WATS/WATS-type). Where the customer desires to segregate its originating traffic into separate trunk groups by type of traffic, the customer must specify the ordered quantities by trunk group and by traffic type. For example, if a customer desires a separate trunk group to carry its 500, 800, 888 or 900 traffic, the order must specify the trunks or BHMCs associated with 500, 800, 888 or 900 traffic for that trunk group.

Customers may order Tandem-Switched Transport by specifying the number of trunks required between the CDL and access tandem switch or BHMCs between the CDL and the end office. The customer shall provide, when it orders BHMC, its projected interstate BHMC between the CDL and each end office in the Access Area by traffic type. The customer shall provide, when it orders lines or trunks, its projected interstate traffic distribution by percent for each end office in the Access Area by traffic type. If the customer fails to provide its traffic distribution, the Telephone Company will use appropriate Telephone Company traffic studies to project distribution by end office.

When FGA or BSA-A is ordered the customer shall specify whether or not the terminating traffic is to be restricted to the Access Area as in 4.2.1, 4.2.2, and 4.2.5(C), (D) or (E), or extended beyond the Access Area (i.e., local calling area) as in 4.5.2(G)(3). If the customer wishes to restrict the traffic, the rates in 4.5.2(B) may apply, depending upon the optional arrangement selected.

When the Alternate Traffic Routing optional arrangement is provided, Percent Traffic Routed (PTR) values must be provided on the ASR as described in 4.5.2(G)(2).

When a customer orders Switched Access for mixed interstate and intrastate usage, the customer shall provide an estimate of the total usage which will be interstate by traffic type. The customer allocated percentages will be used as a basis of the jurisdictional determination for billing purposes of all charges until a more accurate determination can be provided as in 4.3.3 and 4.5.2(D).

(This page filed under Transmittal No. 1)

Chief Financial Officer
Tekken Street, Susupe, Saipan, MP 96950

FACILITIES FOR INTERSTATE ACCESS

4. SWITCHED ACCESS (Cont'd)4.3 Obligations of the Customer4.3.3 Jurisdictional Report Requirements(A) Jurisdictional Reports(1) Percent Interstate Usage (PIU)

- (a) For purposes of developing the projected interstate percentage for Feature Group D (or BSA-D), the customer shall consider every call that originates from a calling party in one state and terminates to a called party in a different state to be interstate communications. The customer shall consider every call that terminates to a called party within the same state as the state where the calling party is located to be intrastate communications. The manner in which a call is routed through the telecommunications network does not affect the jurisdiction of a call, i.e., a call between two points within the same state is an intrastate call even if it is routed through another state.

For Feature Group A (or BSA-A) and Feature B (or BSA-B), pursuant to Federal Communications Commission order FCC 85-145 adopted April 16, 1985, interstate usage is to be developed as though every call that enters a customer network at a point within the same state as that in which the called station is situated is an intrastate communication and every call that enters a customer's network at a point in a state other than that where the called station is situated is an interstate communication.

- (b) When the Telephone Company receives sufficient call detail to permit it to determine the jurisdiction of some or all originating and terminating access minutes of use, the Telephone Company will use that call detail to render bills for those minutes of use and will not use customer reported Percent Interstate Usage (PIU) factors to determine the jurisdiction of those minutes of use.

The Telephone Company will apply the PIU factor, either provided by the customer or as set forth in section (1)(c) or as otherwise determined in accordance with this tariff, only to minutes of use for which the Telephone Company does not have sufficient call detail to determine jurisdiction. The customer reported PIU factor will be used until the customer provides an updated PIU factor as set forth in (A)(3) following. No prorating or back billing will be done based on the updated report.

- (c) When the customer initially orders Switched Access Service(s) the customer will state in its order (Access Service Request) a Percent Interstate Usage factor. This factor will be used by the Telephone Company as the customer-provided PIU factor until the customer provides updated PIU factors as required in (A)(3) following. For each service listed below, the customer may provide separate PIU factors in accordance with (a) and (b) preceding.

(This page filed under Transmittal No. 1)

Chief Financial Officer
Tekken Street, Susupe, Saipan, MP 96950

FACILITIES FOR INTERSTATE ACCESS

4. SWITCHED ACCESS (Cont'd)

4.3 Obligations of the Customer (Cont'd)

4.3.3 Jurisdictional Report Requirements (Cont'd)

(A) Jurisdictional Reports (Cont'd)

(1) Percent Interstate Usage (PIU) (Cont'd)

(c) (Cont'd)

- Feature Group A (FGA) Switched Access Service ^{Note 1}
- Feature Group B (FGB) Switched Access Service ^{Note 1}
- Feature Group D (FGD) Switched Access Service ^{Note 1}
- Basic Serving Arrangement A (BSA-A) ^{Notes 1, 2}
- Basic Serving Arrangement B (BSA-B) ^{Notes 1, 2}
- Basic Serving Arrangement D (BSA-D) ^{Notes 1, 2}
- 500 Access Services ^{Note 1}
- 700 Access Services ^{Note 1}
- Toll Free Services ^{Notes 1, 3}
- 900 Access Services ^{Note 1}

When a customer submits an order for Switched Access services, the customer must state the Percentage of Interstate Usage (PIU) on a statewide, LATA, billing account number (BAN) or end office level.

When the customer provides PIU factors, the Company will subtract the developed PIU from 100 and the difference is the percent intrastate usage. The sum of the interstate and intrastate percentages will equal 100 percent. The customer may only provide a PIU factor that is a whole number (a number from 0 to 100).

NOTE 1: The PIU will be applied to the appropriate Carrier Common Line, End Office Switching, Information Surcharge, Interconnection Charge, and, if applicable, Tandem Switched Transport and Tandem Switching minutes of use.

NOTE 2: When determining the jurisdiction of Switched Access traffic provided via a BSA or Basic Service Element (BSE) and the intrastate equivalent of the BSA or BSE is only available on a bundled feature group basis, intrastate usage will be prorated to the bundled intrastate feature group equivalent of the BSA.

NOTE 3: "Toll Free" service includes any access service which utilizes the following NPAs: 800, 888, 877, 866, 855, 844, 833, and 822 as they become available to the industry.

(This page filed under Transmittal No. 1)

Chief Financial Officer
Tekken Street, Susupe, Saipan, MP 96950

FACILITIES FOR INTERSTATE ACCESS

4. SWITCHED ACCESS (Cont'd)4.3 Obligations of the Customer (Cont'd)4.3.3 Jurisdictional Report Requirements (Cont'd)(A) Jurisdictional Reports (Cont'd)(2) Entrance Facilities and Direct-Trunked Transport Facilities

A PIU may be provided for each Entrance Facility and a separate PIU may be provided for each Direct-Trunked Transport facility reflecting the originating and terminating traffic of all Switched Access services that use such facilities. When a customer orders the same type of Entrance Facility and Direct-Trunked Transport, i.e., DSO, DS1 or DS3, from the CDL to the first point of switching or Telephone Company hub, the customer may submit one PIU to be applied to both the Entrance Facility and the Direct Trunked Transport. A consolidated PIU for all Entrance Facility and Direct-Trunked Transport elements may be provided at the option of the customer if such PIU is representative of the actual interstate use of the service.

In those situations where a PIU for Entrance Facility or Direct-Trunked Transport charges has not been provided with a quarterly update and is therefore not available, the Telephone Company will apply a current PIU from its Jurisdictional Factors Database. The first available factor from the following sequence will be selected: Feature Group D first and Feature Group B second.

(3) Jurisdictional Report Updates

The customer shall update the interstate and intrastate jurisdictional reports on a quarterly basis. The reports will be based on the prior three months and will be due within fifteen days after the end of the quarter beginning with the completion of the first full quarter of service. These factors will be applied to activity dated on or after the first day of the next calendar month, which begins at least 15 business days after the day on which the revised report or letter is received.

The revised report or letter will serve as the basis for the next three months' billing and will be effective on the bill date for that service. If the customer does not supply an updated quarterly report or letter, the Telephone Company will assume the customer-provided PIU factors to be the same as those provided in the last quarterly report or letter accepted by the Telephone Company.

For those cases in which a quarterly report or letter has never been received from the customer, the Telephone Company will assume the customer-provided PIU factors to be the same as provided in the order for service.

A customer may file jurisdictional reports aggregating usage at a statewide, LATA, BAN (Billing Account Number) or end office level.

(This page filed under Transmittal No. 1)

Chief Financial Officer
Tekken Street, Susupe, Saipan, MP 96950

FACILITIES FOR INTERSTATE ACCESS

4. SWITCHED ACCESS (Cont'd)

4.3 Obligations of the Customer (Cont'd)

4.3.3 Jurisdictional Report Requirements (Cont'd)

(A) Jurisdictional Reports (Cont'd)

(4) Maintenance of Customer Records

The customer shall retain for a minimum of six months call detail records that substantiate the interstate percent provided to the Telephone Company as set forth in (A) preceding for Switched Access Service. Such records shall consist of (a) and (b) following, if applicable:

- (1) All call detail records such as work papers and/or backup documentation including paper, magnetic tapes or any other form of records for billed customer traffic, call information including call terminating address (i.e., called number), the call duration, all originating and terminating trunk groups or access lines over which the call is routed, and the point at which the call enters the customer's network and;
- (2) If the customer has a mechanized system in place that calculated the PIU, then a description of that system and the methodology used to calculate the PIU must be furnished and any other pertinent information (such as but not limited to flowcharts, source code, etc.) relating to such system must also be made available.

(5) Jurisdictional Report Verification

The customer will maintain records of call detail from which the jurisdictional determination is made. For verification purposes the Telephone Company may request that these records be made available for inspection and audit on not more than an annual basis. Such audit may be conducted by independent auditors if the Telephone Company and the customer, or the customer alone is willing to pay the expense.

(This page filed under Transmittal No. 1)

Chief Financial Officer
Tekken Street, Susupe, Saipan, MP 96950

FACILITIES FOR INTERSTATE ACCESS

4. SWITCHED ACCESS (Cont'd)

4.3 Obligations of the Customer (Cont'd)

4.3.4 Call Signaling

Depending on the signaling system used by the Customer in its network, the Customer's facilities shall transmit the following call signaling information to the Telephone Company on traffic the Customer's End Users originate which is handed off for termination on the Telephone Company's network.

(A) Signaling System 7 (SS7) Signaling

When the Customer uses SS7 signaling, it will transmit the Calling Party Number (CPN) or, if different from the CPN, the Charge Number (CN) information in the SS7 signaling stream.

(B) Multi-Frequency Signaling

When the customer uses Multi-Frequency signaling, it will transmit the number of the calling party or, if different from the number of the calling party, the Charge Number (CN) information in the MF Automatic Number Identification (ANI) field.

(C) Internet Protocol Signaling

When the Customer uses Internet Protocol signaling, it will transmit the telephone number of the calling party or, if different from the telephone number, the billing number of the calling party.

(This page filed under Transmittal No. 12)

Chief Financial Officer
Tekken Street, Susupe, Saipan, MP 96950

FACILITIES FOR INTERSTATE ACCESS

4. SWITCHED ACCESS (Cont'd)

4.4 Payment Arrangements and Credit Allowances

4.4.1 Cancellation of Applications

A customer may cancel an application for Switched Access in Accordance with the regulations and charges in Section 3.

4.4.2 Credit Allowances

(A) Allowances for service interruptions are in 2.4.4.

(B) Usage Sensitive Service credit will be included in the FGA or BSA-A monthly bills rendered to customers to reflect usage charges collected from their end users for interstate calls. The amount of credit applies to the End Office Switching rate element for originating calls. When the customer is provided originating only FGA or BSA-A service, the credit will apply to either the actual access minutes measured or the assumed minutes as in 4.5.2(H)(3).

No credit will apply for terminating only FGA or BSA-A.

4.5 Rate and Charge Regulations

4.5.1 Rate Elements

(A) For the purposes of determining the rates and charges for Switched Access, the following rate elements may apply:

Entrance Facility	Shared Trunk Port
Direct-Trunked Transport	Dedicated Trunk Port
Tandem-Switched Transport	Shared Multiplexing
Interconnection Charge	
Multiplexing	
Cross Connect Charge	
End Office Switching	
Information Surcharge	
800/888 Data Base Query	

FGB, FGD, BSA-B and BSA-D are also subject to the Network Blocking charge per call as in 4.5.2(C).

4.5.2 Rate Regulations

This section contains the specific regulations governing the rates and charges that apply for Switched Access including 800, 877, 888 Data Base Query service.

(This page filed under Transmittal No. 1)

Chief Financial Officer
Tekken Street, Susupe, Saipan, MP 96950

FACILITIES FOR INTERSTATE ACCESS

4. SWITCHED ACCESS (Cont'd)4.5 Rate and Charge Regulations (Cont'd)4.5.2 Rate Regulations (Cont'd)(A) Types of Rates and Charges

There are three types of rates and charges. These are usage sensitive rates, flat rates, and nonrecurring charges. The rates and charges are described as follows:

(1) Usage Rated

Usage rates are rates applied on a per Access Minute basis either as premium or nonpremium as described in 4.5.2(G)(1), or they are applied on a per query basis either as basic or premium as described in 4.5.2(B).

End Office Switching and Information Surcharge rate elements are usage rated.

The Tandem-Switched Transport - Termination, Tandem Switching, Interconnection, Shared Trunk Port and Shared Multiplexing rate elements are usage rated.

The Tandem-Switched Transport - Facility rate element is both usage and distance-sensitive.

(2) Flat Rated

Flat rates apply, on a per month basis, regardless of the amount of rate element usage. Flat rates may be either distance-sensitive or nondistance-sensitive.

Direct-Trunked Transport is flat-rated and is both distance and nondistance-sensitive.

The Entrance Facility is flat-rated and is nondistance-sensitive.

Dedicated Multiplexing, the Cross Connect charge, and Dedicated Trunk Port charge are all flat-rated elements.

(3) Nonrecurring Charges

Nonrecurring charges are one-time charges that apply for specific work activities in conjunction with providing Switched Access Service or a change to an existing Switched Access Arrangement, Feature Group or Basic Serving Arrangement.

(a) Service Installation Charges

The Service Installation Charge applies to customer requests for installation of Switched Access Entrance Facilities from the CDL to the serving wire center. The charge applies on a per Entrance Facility basis and is dependent upon the type of Entrance Facility ordered (i.e., Voiceband, DS1 or DS3).

(This page filed under Transmittal No. 1)

Chief Financial Officer
Tekken Street, Susupe, Saipan, MP 96950

FACILITIES FOR INTERSTATE ACCESS

4. SWITCHED ACCESS (Cont'd)

4.5 Rate and Charge Regulations (Cont'd)

4.5.2 Rate Regulations (Cont'd)

(A) Types of Rates and Charges (Cont'd)

(3) Nonrecurring Charges (Cont'd)

(b) Installation of Voiceband Entrance Facilities

The Service Installation Charge associated with the installation of Voiceband Entrance Facilities is specified in 4.6.2(J).

(c) Installation of Multiplexing Arrangements

A Nonrecurring Charge applies for the installation of multiplexing arrangements available with Switched Access Service. This charge applies per multiplexing arrangement ordered and is dependent upon the type of multiplexing performed. (DS1 to Voice or DS3 to DS1). This charge also applies whether the multiplexing arrangement is installed coincident with the initial installation or at anytime subsequent to the installation of service.

(d) Installation of DS1 and DS3 Entrance Facilities

(1) DS1 Standard Arrangements

For DS1 Entrance Facilities, a nonrecurring charge applies for each DS1 Entrance Facility ordered.

(2) DS3 Arrangements

For DS3 Entrance Facilities, the charge for the installation will apply at the rates set forth in 4.6.2(L). These charges will apply for each DS3 Entrance Facility ordered on a month-to-month basis or subscribed to on a term commitment plan.

(This page filed under Transmittal No. 1)

FACILITIES FOR INTERSTATE ACCESS

4. SWITCHED ACCESS (Cont'd)4.5 Rate and Charge Regulations (Cont'd)4.5.2 Rate Regulations (Cont'd)(A) Types of Rates and Charges (Cont'd)(3) Nonrecurring Charges (Cont'd)(e) Switched Access Installation Charge Waiver

Pursuant to the Federal Communications Commission's (FCC) Order in CC Docket No. 96-262, Access Charge Reform, released May 16, 1997, all nonrecurring charges (NRCs) for service connection are waived when a customer converts trunks from tandem-switched to direct-trunked for Tandem Switched Transport between the Tandem Switch and the Serving Wire Center (SWC). NRCs are also waived if a customer orders the discontinuance of overprovisioned trunks between the Tandem Switch and the SWC. Waiver of these NRCs continues through December 31, 1998.

(f) Switched Access Ordering Charge

This charge, applied on a per ASR basis, is associated with the work performed by the Telephone Company in connection with the receiving, recording and processing of service requests. The Switched Access Ordering Charge applies to all requests to establish Entrance Facilities, Direct-Trunked Transport Facilities, and Tandem-Switched Transport Facilities. Where Entrance Facilities and Direct-Trunked and/or Tandem-Switched Transport are ordered on a single ASR, only one Switched Access Ordering Charge applies. This charge is in addition to any Service Installation Charge for Entrance Facility installations.

The Switched Access Ordering Charge will not apply to ASRs received prior to December 1, 1992, for service rearrangements to establish combined 800 and Long Distance Message Telecommunications Service (LDMTS) trunk groups from the Telephone Company access tandem to the CDL. The requested in-service date for the trunk rearrangements shall be no later than January 15, 1993.

This charge also applies, per ASR, for the installation, addition, change, rearrangement or move of EIS Switched and Special Access Service facilities, except as specified in 4.5.2(A)(3).

(This page filed under Transmittal No. 1)

Chief Financial Officer
Tekken Street, Susupe, Saipan, MP 96950

FACILITIES FOR INTERSTATE ACCESS

4. SWITCHED ACCESS (Cont'd)4.5 Rate and Charge Regulations (Cont'd)4.5.2 Rate Regulations (Cont'd)(A) Types of Rates and Charges (Cont'd)(3) Nonrecurring Charges (Cont'd)(f) Switched Access Ordering Charge (Cont'd)

Switched Access Ordering Charge applies to customer request to change an end user WATS Access line (i.e., OutWATS) to a different band. This charge does not apply to 800/877/888 (InWATS) service.

The Switched Access Ordering Charge also applies to requests to activate additional trunks or to increase BHMC on existing Switched Transport Facilities and, changes in the type of Feature Group or Direct-Trunked Transport, for any modifications or changes to existing services that are not considered an administrative change as described in 4.5.2(A)(3). This would include activities such as:

- Changes and/or additions to end office services optional arrangements (changes in hunt group or screening arrangements).
- The combination or splitting of FGA or BSA-A hunt groups.
- A move to a new point of termination within the same CDL.
- Changes of a telephone number for FGA or BSA-A or Special Access Lines used with a Switching Interface.
- Changes to or additions of Basic Service Elements (BSEs) associated with an established Basic Serving Arrangement

The Switched Access Ordering Charge will not apply to requests where the customer has existing FGB or BSA-B and/or FGD or BSA-D at a Telephone Company access tandem and the customer wants to add FGB or BSA-B and/or FGD or BSA-D to a subtending end office which is converting to equal access, and the request does not involve physical changes, additions or deletions to the existing facilities.

The Switched Access Ordering Charge will not apply to requests where the customer has existing FGB or BSA-B and/or FGD or BSA-D and the customer wants to add a new CIC Code to those existing facilities (except as noted above).

(This page filed under Transmittal No. 1)

Chief Financial Officer
Tekken Street, Susupe, Saipan, MP 96950

FACILITIES FOR INTERSTATE ACCESS

4. SWITCHED ACCESS (Cont'd)4.5 Rate and Charge Regulations (Cont'd)4.5.2 Rate Regulations (Cont'd)(A) Types of Rates and Charges (Cont'd)(3) Nonrecurring Charges (Cont'd)(g) Service Rearrangements

Service rearrangements are changes to existing (installed) services which may be administrative only in nature or involve an actual physical change in service.

Changes in the type of Entrance Facility will be treated as a discontinuance of one type of service and a start of another. The Service Installation charge shall apply to the new Entrance Facility installation.

Changes in the physical location of the point of termination are treated as moves which are described and charged for as in 4.5.2(A)(3).

Changes in name or ownership or transfer of responsibility from one customer to another requires the discontinuance of service and the start of a new service when an interruption or relocation of service is involved. The Switched Access Ordering Charge and Service Installation Charge, if appropriate, and any appropriate Minimum Period Charges will apply per service change.

Administrative changes will be made without charge to the customer. Administrative changes are as follows:

- Change in name or ownership or transfer of responsibility from one customer to another, provided there is no interruption of use or relocation of Switched Access service.
- Change of customer or customer's end user premise address when the change of address is not a result of a physical relocation of equipment,
- Change in billing data (name, address or contact name or telephone number),
- Change in customer circuit identification,
- Change of billing account number,
- Change of customer testline number,
- Change of customer or customer's end user contact name or telephone number, and
- Change of agency authorization.

(This page filed under Transmittal No. 1)

Chief Financial Officer
Tekken Street, Susupe, Saipan, MP 96950

FACILITIES FOR INTERSTATE ACCESS

4. SWITCHED ACCESS (Cont'd)

4.5 Rate and Charge Regulations (Cont'd)

4.5.2 Rate Regulations (Cont'd)

(A) Types of Rates and Charges (Cont'd)

(3) Nonrecurring Charges (Cont'd)

(g) Service Rearrangements (Cont'd)

If the change involves only rollovers or grooming, then no charges will apply. A rollover is the retermination of a segment of a lower capacity switched transport entrance facility onto a higher capacity switched transport entrance facility. The rollover must occur in the wire center where the higher capacity service is multiplexed with no other changes to the lower capacity service being reterminated (i.e., the segment must not require rerouting to connect to the multiplexer of the higher capacity service).

Grooming is the retermination of a lower capacity switched transport entrance facility from one channel in a higher capacity switched transport entrance facility to another channel in the same higher capacity service or to another channel in another higher capacity switched transport entrance facility (i.e., change in connecting facility assignment) in the same wire center, with no other changes to the lower capacity service.

(This page filed under Transmittal No. 1)

Chief Financial Officer
Tekken Street, Susupe, Saipan, MP 96950

FACILITIES FOR INTERSTATE ACCESS

4. SWITCHED ACCESS (Cont'd)

4.5 Rate and Charge Regulations (Cont'd)

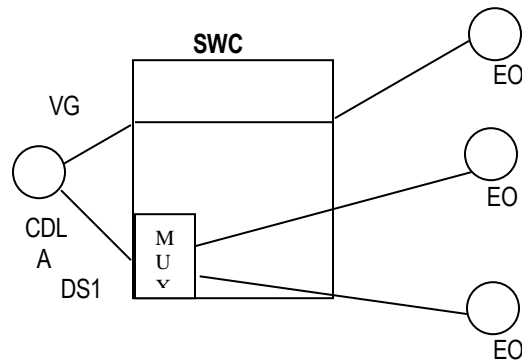
4.5.2 Rate Regulations (Cont'd)

(A) Types of Rates and Charges (Cont'd)

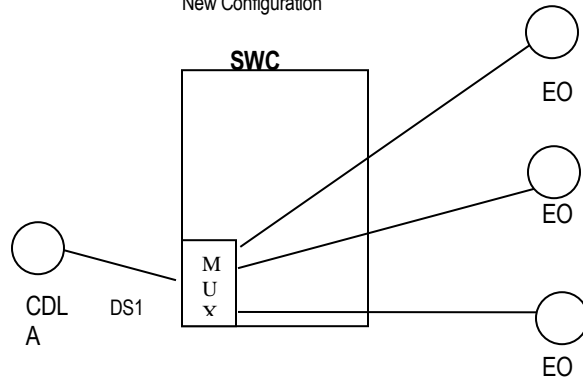
(3) Nonrecurring Charges (Cont'd)

(g) Service Rearrangements (Cont'd)

**EXAMPLE 1 – ROLLOVER OF AN ENTRANCE FACILITY
CURRENT CONFIGURATION
BEFORE ROLLOVER OF SERVICE**



**EXAMPLE 1 – ROLLOVER OF AN ENTRANCE FACILITY
New Configuration**



(This page filed under Transmittal No. 1)

Chief Financial Officer
Tekken Street, Susupe, Saipan, MP 96950

FACILITIES FOR INTERSTATE ACCESS

4. SWITCHED ACCESS (Cont'd)

4.5 Rate and Charge Regulations (Cont'd)

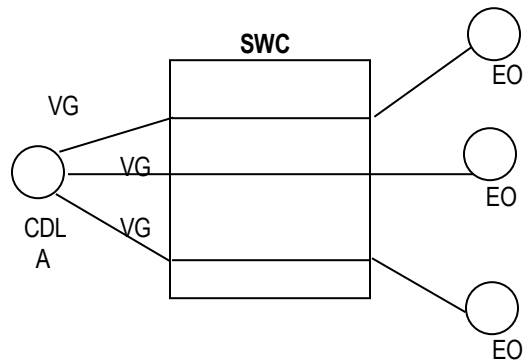
4.5.2 Rate Regulations (Cont'd)

(A) Types of Rates and Charges (Cont'd)

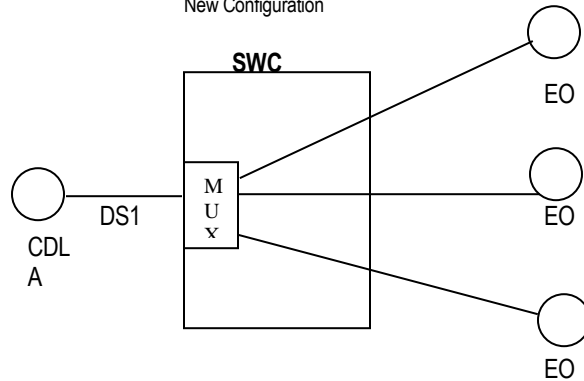
(3) Nonrecurring Charges (Cont'd)

(g) Service Rearrangements (Cont'd)

**EXAMPLE 2- ROLLOVER OF AN ENTRANCE FACILITY
CURRENT CONFIGURATION**



**EXAMPLE 2- ROLLOVER OF AN ENTRANCE FACILITY
New Configuration**



(This page filed under Transmittal No. 1)

FACILITIES FOR INTERSTATE ACCESS

4. SWITCHED ACCESS (Cont'd)

4.5 Rate and Charge Regulations (Cont'd)

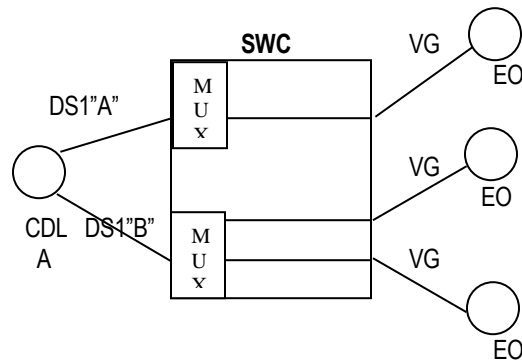
4.5.2 Rate Regulations (Cont'd)

(A) Types of Rates and Charges (Cont'd)

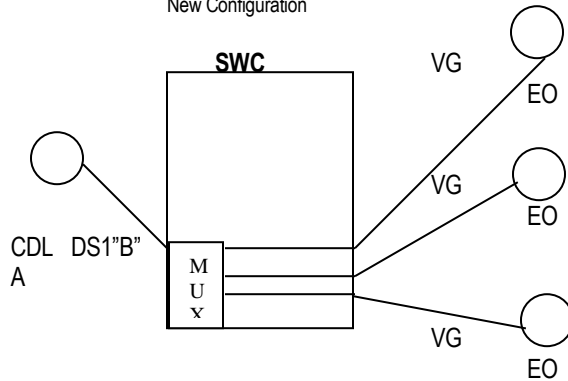
(3) Nonrecurring Charges (Cont'd)

(g) Service Rearrangements (Cont'd)

**GROOMING OF AN ENTRANCE FACILITY
CURRENT CONFIGURATION**



**GROOMING OF AN ENTRANCE FACILITY
New Configuration**



(This page filed under Transmittal No. 1)

Chief Financial Officer
Tekken Street, Susupe, Saipan, MP 96950

FACILITIES FOR INTERSTATE ACCESS

4. SWITCHED ACCESS (Cont'd)

4.5 Rate and Charge Regulations (Cont'd)

4.5.2 Rate Regulations (Cont'd)

(A) Types of Rates and Charges (Cont'd)

(3) Nonrecurring Charges (Cont'd)

(h) Design Change Charge

A design change is any change to a pending ASR or a change to an existing service which requires engineering review or change. Design changes may include the addition or deletion of End Office Services Optional Arrangements or changes in the signaling arrangements associated with the Entrance Facilities as described in 4.2.3(B). Design changes do not include a change of Switched Access Entrance Facilities or facility type, IC CDL, end user premises, end office switch, or Feature Group type or Basic Serving Arrangement type. Changes of this nature will require the issuance of a new ASR and the cancellation of the original ASR with the appropriate cancellation charges applied.

The Telephone Company will review the requested change, notify the customer whether the change can be accommodated and if a new service date is required. If the customer authorizes the Telephone Company to proceed with the design change, a Design Change Charge will apply.

The Design Change Charge for Switched Access Service in Section 4.6.1(A) will apply on a per ASR per occurrence basis for each request requiring a design change.

The Design Change Charge is in addition to any Switched Access Installation or Ordering charges associated with the change requested.

If a change of service date is required, the Service Date Change Charge in 3.2.2(A) will also apply.

(This page filed under Transmittal No. 1)

Chief Financial Officer
Tekken Street, Susupe, Saipan, MP 96950

FACILITIES FOR INTERSTATE ACCESS

4. SWITCHED ACCESS (Cont'd)

4.5 Rate and Charge Regulations (Cont'd)

4.5.2 Rate Regulations (Cont'd)

(A) Types of Rates and Charges (Cont'd)

(3) Nonrecurring Charges (Cont'd)

(i) Installation Charge for FGA or BSA-A Optional Call Blocking Arrangements

This charge applies per FGA or BSA-A line equipped with either of the optional call blocking arrangements in Section 4.2.5(D) and (E); InterLATA Call Denial on Line or Hunt Group or Call Denial on Line or Hunt Group outside the Access Area. This charge applies in addition to applicable Switched Access Ordering Charges.

(This page filed under Transmittal No. 1)

Chief Financial Officer
Tekken Street, Susupe, Saipan, MP 96950

FACILITIES FOR INTERSTATE ACCESS

4. SWITCHED ACCESS (Cont'd)4.5 Rate and Charge Regulations (Cont'd)4.5.2 Rate Regulations (Cont'd)(A) Types of Rates and Charges (Cont'd)(3) Nonrecurring Charges (Cont'd)(j) Change of Switched Access Type

Changes from one type of Switched Access to another including the change from Feature Group to Basic Serving Arrangement or the change from Basic Serving Arrangement to Feature Group will be treated as a discontinuance of one type of FIA and start of another. The Switched Access Installation and Ordering Charges will apply, with the following exception:

- (1) When a customer upgrades a FGA or FGB to a FGD at the same first point of switching, the charge will not apply. If however, optional features are added to the service at the time the conversion takes place, the Ordering Charge for these additions will apply.
- (2) When a customer upgrades a BSA-A or BSA-B to a BSA-D at the same first point of switching, the charge will not apply. If however, a BSE(s) are added to the service at the time the conversion takes place, the Switched Access Ordering Charge for these additions will apply.
- (3) When a customer orders the conversion of FGA to BSA-A, FGB to BSA-B, or the conversion of FGD to BSA-D at the same first point of switching and without the addition of BSEs not comparable to any optional arrangements already included with the feature group to be converted, the Switched Access Ordering Charge will not apply for a period of 180 days ending May 28, 1996.
- (4) Where a customer has Feature Group B (FGB) and Feature Group D (FGD) at a Telephone Company access tandem, the following application of charges will apply for end office conversions:
 - a) Where FGB service exists at an end office the customer may retain the FGB service or upgrade the FGB service to FGD service in conjunction with equal access conversion. When the customer requests no physical changes or trunking additions/deletions to the existing facilities, the ordering charge will not apply to retain the existing service or upgrade.
 - b) Where FGB and/or FGD service exists at a Telephone Company access tandem but does not exist at an end office and the customer now wants to add FGB and/or FGD to the end office, the ordering charge will not apply to add the service when the customer requests no physical changes, additions, or deletions to the customer's existing facilities.
 - c) Where FGB and/or FGD service exists at a Telephone Company access tandem and FGB also exists at the end office and the customer wants to retain the FGB service but add FGD service with equal access conversion, the ordering charge will not apply to add the FGD service when the customer requests no physical changes, additions, or deletions to the customer's existing facilities.

(This page filed under Transmittal No. 1)

FACILITIES FOR INTERSTATE ACCESS

4. SWITCHED ACCESS (Cont'd)

4.5 Rate and Charge Regulations (Cont'd)

4.5.2 Rate Regulations (Cont'd)

(A) Types of Rates and Charges (Cont'd)

(3) Nonrecurring Charges (Cont'd)

(j) Change of Switched Access Type

(5) Where a customer has BSA-B and BSA-D at a Telephone Company access tandem, the following application of charges will apply for end office conversions:

- a) Where BSA-B service exists at an end office the customer may retain the BSA-B service or upgrade the BSA-B service to BSA-D service in conjunction with equal access conversion. When the customer requests no physical changes or trunking additions/deletions to the existing facilities, the ordering charge will not apply to retain the existing service or upgrade.
- b) Where BSA-B and/or BSA-D service exists at a Telephone Company access tandem but does not exist at an end office and the customer now wants to add BSA-B and/or BSA-D to the end office, the ordering charge will not apply to add the service when the customer requests no physical changes, additions, or deletions to the customer's existing facilities.
- c) Where BSA-B and/or BSA-D service exists at a Telephone Company access tandem and BSA-B also exists at the end office and the customer wants to retain the BSA-B service but add BSA-D service with equal access conversion, the ordering charge will not apply to add the BSA-D service when the customer requests no physical changes, additions, or deletions to the customer's existing facilities.

(k) Moves

A move involves a change in the physical location of the point of termination of Switched Access. A move normally involves an interruption of Switched Access for the period required to complete the move. The charge for the move depends on whether the move is within the same CDL or to a different CDL .

(This page filed under Transmittal No. 1)

Chief Financial Officer
Tekken Street, Susupe, Saipan, MP 96950

FACILITIES FOR INTERSTATE ACCESS

4. SWITCHED ACCESS (Cont'd)4.5 Rate and Charge Regulations (Cont'd)4.5.2 Rate Regulations (Cont'd)(A) Types of Rates and Charges (Cont'd)(3) Nonrecurring Charges (Cont'd)(k) Moves (Cont'd)(1) Same CDL

When the move is to a new point within the same CDL (same address and/or same building), the Switched Access Ordering Charge in 4.6.1(B) will apply. There will be no change in the minimum period requirements. For services subject to payment plan regulations the same payment plan will remain in force.

(2) A Different CDL

When the move is to a different CDL, it will be treated as a disconnect and an installation of Switched Access. The Switched Access Installation and Ordering charges, as specified in 4.6.1(A) will apply to the Switched Access, installed at the CDL. A new minimum period will be established for the installed Switched Access. The customer will remain responsible for all remaining minimum period charges associated with the disconnected Switched Access Service. For services subject to payment plan regulations the same payment plan will remain in force.

(B) 800/877/888 Data Base Query Service

Query usage charges for 800/877/888 Data Base Query Service shown in 4.6.3(A) apply as follows:

- (1) A Basic 800/877/888 Data Base Query charge will apply for each basic 800, 877 or 888 call query completed at the Telephone Company's 800/877/888 data base. Per query charges are accumulated over a monthly period and billed to the customer on a monthly basis.
- (2) A Premium 800/877/888 Data Base Query charge will apply for each premium 800, 877 or 888 call query completed at the Telephone Company's 800/877/888 data base. Per query charges are accumulated over a monthly period and billed to the customer on a monthly basis.

(This page filed under Transmittal No. 1)

Chief Financial Officer
Tekken Street, Susupe, Saipan, MP 96950

FACILITIES FOR INTERSTATE ACCESS

4. SWITCHED ACCESS (Cont'd)4.5 Rate and Charge Regulations (Cont'd)4.5.2 Rate Regulations (Cont'd)(C) Network Blocking Charge for Tandem Switched FGB, FGD, BSA-B and BSA-D

The customer will be notified by the Telephone Company to increase its capacity when excessive trunk group blocking occurs on groups carrying FGB, FGD, BSA-B or BSA-D traffic and the measured access minutes for the Daily Busiest Hour exceed the capacity purchased. Excessive trunk group blocking occurs when the blocking thresholds stated below are exceeded. They are predicated on Daily Busiest Hour measurements for four contiguous weeks using the five highest traffic days of the week, excluding national holidays. The Telephone Company will not bill the customer a Network Blocking Charge if an ASR for additional capacity is received by the Telephone Company within 15 days of the notification. If an ASR is not received within 15 days of notification the rate in 4.6.1(C), will apply when (1) the Daily Busiest Hour average blocking for the four contiguous weeks exceeds the threshold level and (2) the average originating or two-way usage measured for these same hours exceeds the Switched Access capacity purchased.

Blocking Thresholds

<u>Trunks in Service</u>	<u>1%</u>	<u>1/2%</u>
1-2	.070	.045
3-4	.050	.035
5-6	.040	.025
7-or more	.030	.020

The one percent blocking threshold is for FGB and BSA-B transmission paths carrying traffic between a CDL and the first point of switching, or FGD and BSA-D transmission paths carrying traffic direct between a CDL and an end office. The one-half percent blocking threshold is for FGD and BSA-D transmission paths carrying traffic between a CDL and an end office via an access tandem.

(This page filed under Transmittal No. 1)

Chief Financial Officer
Tekken Street, Susupe, Saipan, MP 96950

FACILITIES FOR INTERSTATE ACCESS

4. SWITCHED ACCESS (Cont'd)

4.5 Rate and Charge Regulations (Cont'd)

4.5.2 Rate Regulations (Cont'd)

(D) Determination of Interstate Charges for Mixed Interstate and Intrastate Switched Access

When mixed interstate and intrastate Switched Access Service is provided, all charges will be prorated based on the jurisdictional distribution of access minutes as in 4.3.2 and 4.3.3. The portion of a Switched Access Service to be charged as interstate is determined in the following manner:

For usage rated elements, multiply the percent interstate use times the total usage, either measured or assumed, rounded to whole access minutes times the appropriate tariff rate element.

For monthly and nonrecurring rate elements, multiply the percent interstate use times the quantity of each chargeable element times the stated tariff rate per element.

(E) Local Dial-It Services

Customer will be billed charges for terminating Switched Access calls to certain community information services, for which rates are applicable under the Telephone Company General and/or Local Tariffs (e.g., 976 Dial-It Network Services).

(F) Directory Assistance

Terminating Switched Access calls dialed to Directory Assistance will be rated under the applicable rates for the Switched Access in 4.6. In addition, the charge per call to Directory Assistance in the Telephone Company General and/or Local Tariffs may also apply.

(This page filed under Transmittal No. 1)

Chief Financial Officer
Tekken Street, Susupe, Saipan, MP 96950

FACILITIES FOR INTERSTATE ACCESS

4. SWITCHED ACCESS (Cont'd)4.5 Rate and Charge Regulations (Cont'd)4.5.2 Rate Regulations (Cont'd)(G) Description and Application of Rates(1) Determination of Premium Rates and Nonpremium Rates

The Interconnection Charge, End Office Switching and Information Surcharge rates are applied either as premium rates or nonpremium rates at the rates set forth in 4.6.

The specific application of premium and nonpremium rates for a specific customer is dependent upon the Feature Group or Basic Serving Arrangement, and the availability of equal access capabilities in the end office or the WATS Serving Office to which the service is provided. The Entrance Facility, Direct-Trunked Transport, Tandem-Switched Transport, Multiplexing and Cross Connect rate elements are not subject to premium and nonpremium rating.

Premium rates apply to all FGD and BSA-D access minutes; to all FGA, FGB, BSA-A, BSA-B access minutes that originate from or terminate at end offices or WATS Serving Offices equipped with equal access (i.e., BSA-D or FGD) capabilities; and to all FGB or BSA-B access minutes that terminate at end offices not equipped with equal access, when the service is provided to customers who furnish MTS and WATS. Premium rates also apply to switched access minutes that originate or terminate at a Mobile Telephone Switching Office (MTSO) directly interconnected to a Telephone Company access tandem office or to an equal access type end office.

Premium rates apply to all BSEs provided at end offices and access tandems equipped with equal access and to all BSEs provided in conjunction with BSA-B access minutes that terminate at end offices not equipped with equal access, when the service is provided to customers who furnish MTS and WATS.

Nonpremium rates (i.e., discounted access minute rates) apply to all FGA, FGB, BSA-A and BSA-B access minutes (measured or assumed) that originate from or terminate at end offices or WATS Serving Offices which are not equipped with equal access capabilities, except for FGB or BSA-B terminating access minutes generated by providers of MTS and WATS.

Nonpremium rates apply to all BSEs provided at end offices or access tandems not equipped with equal access except when such BSEs are provided in conjunction with BSA-B access minutes that terminate at end offices not equipped with equal access, when the service is provided to customers who furnish MTS and WATS.

Nonpremium rates also apply to switched access minutes of use that originate/terminate at a MTSO directly interconnected to a Telephone Company nonequal access type end office.

When an Access Area has a mixture of equal access and nonequal access end offices and end office specific usage measurement is not available, the provisions in 4.5.2(G) will be used to determine the application of premium rates or nonpremium rates.

(This page filed under Transmittal No. 1)

Chief Financial Officer
Tekken Street, Susupe, Saipan, MP 96950

FACILITIES FOR INTERSTATE ACCESS

4. SWITCHED ACCESS (Cont'd)

4.5 Rate and Charge Regulations (Cont'd)

4.5.2 Rate Regulations (Cont'd)

(G) Description and Application of Rates (Cont'd)

(2) Switched Transport

Switched Transport is determined as follows:

- (a) The Tandem-Switched Transport - Facility rate is applied per access minute per airline mile for each Switched Access Feature Group or Basic Serving Arrangement type. Tandem-Switched Transport - Facility airline mileage will be determined as follows:

Where Direct-Trunked Transport is ordered between a serving wire center and an access tandem, and Tandem-Switched Transport is ordered to subtending end offices, mileage will be measured from the access tandem to the end office or WSO (for WATS and WATS-type).

When the end office is acting as a host office, a separate mileage calculation determines the mileage from the host office to the remote office. Traffic originating from and/or terminating to the remote will be billed Tandem-Switched Transport charges. The Tandem Switching charge does not apply to traffic between a host and remote office.

The V&H coordinate method is used to determine the actual mileage as set forth in NECA, Inc.'s Tariff FCC No. 4. If the calculated miles include a fraction, the value is rounded up to the next full mile.

(This page filed under Transmittal No. 1)

Chief Financial Officer
Tekken Street, Susupe, Saipan, MP 96950

FACILITIES FOR INTERSTATE ACCESS

4. SWITCHED ACCESS (Cont'd)4.5 Rate and Charge Regulations (Cont'd)4.5.2 Rate Regulations (Cont'd)(G) Description and Application of Rates (Cont'd)(2) Switched Transport (Cont'd)

(a) (Cont'd)

Switched Transport rates apply to the switched access minutes of use that originate/terminate at a MTSO directly connected to a Telephone Company access tandem or end office. Where the connection is made directly to an end office, Switched Transport rates (Tandem-Switched Transport or Direct-Trunked Transport, as ordered by the customer) shall apply between the end office and the serving wire center of the customer. Where the connection is made directly to an access tandem, Direct-Trunked Transport shall apply between the access tandem and the serving wire center of the customer. The Tandem Switching charge shall apply to all minutes of use where the MTSO connection is made directly to an access tandem.

Where Tandem-Switched Transport - Facility is provided by more than one telephone company, the mileage for each will be determined as in 2.7.

The Tandem-Switched Transport - Facility rate will not apply if the CDL serving wire center and the end office are co-located (where V/H - V/H = 0).

- (b) The Tandem-Switched Transport - Termination rate applies per access minute for each termination (i.e., the access tandem and the end office serving the end user, and the host and remote end office) for all Switched Access Feature Group or Basic Serving Arrangement types.

When both terminations are provided by the Telephone Company, the Tandem-Switched Transport - Termination rate applies twice, including those situations when the terminations are co-located, except where the Tandem-Switched Transport Termination originates or terminates to a Class 4/5 switch.

When both terminations are provided by the Telephone Company and traffic originates from or terminates to a remote office, the Tandem-Switched Transport - Termination rate applies four times (i.e., for each termination from the access tandem to the host and for each termination from the host to the remote office).

The Tandem-Switched Transport - Termination rate applies to switched access minutes of use that originate/terminate at a MTSO directly interconnected to a Telephone Company access tandem or end office.

Where the Tandem-Switched Transport - Facility is provided by more than one telephone company, the Tandem-Switched Transport - Termination rate applies for the termination (i.e., the access tandem or the end office serving the end user) at the Telephone Company end of the Switched Transport as in 2.7. The Tandem-Switched Transport - Termination rate will not apply when the Telephone Company is the intermediate provider of the Tandem-Switched Transport - Facility.

(This page filed under Transmittal No. 1)

Chief Financial Officer
Tekken Street, Susupe, Saipan, MP 96950

FACILITIES FOR INTERSTATE ACCESS

4. SWITCHED ACCESS (Cont'd)

4.5 Rate and Charge Regulations (Cont'd)

4.5.2 Rate Regulations (Cont'd)

(G) Description and Application of Rates (Cont'd)

(2) Switched Transport (Cont'd)

(b) (Cont'd)

For Tandem Switched Transport, a Shared Multiplexing Rate will be assessed on all access minutes that traverse a common trunk group from the Telephone Company Access Tandem to an end office, except when the access minutes originate or terminate at the end office part of Class 4/5 switch.

- (c) For FGA or BSA-A, the entrance Facility charge shall apply between the CDL and the serving wire center of the CDL. If the serving wire center is not the dial tone office. Direct-Trunked Transport shall apply between the serving wire center and the dial tone office. Tandem Switched Transport (Facility and Termination) rate, excluding the Tandem Switching charge and the Shared Multiplexing charge, shall apply between the dial tone office and the end office for FGA or BSA-A traffic that originates and/or terminates within the FGA or BSA-A Access Area. For FGA or BSA-A traffic that terminates beyond the FGA or BSA-A Access Area, Switched Transport Rates apply as described in 4.5.2(G)(3).

(This page filed under Transmittal No. 1)

Chief Financial Officer
Tekken Street, Susupe, Saipan, MP 96950

FACILITIES FOR INTERSTATE ACCESS

4. SWITCHED ACCESS (Cont'd)4.5 Rate and Charge Regulations (Cont'd)4.5.2 Rate Regulations (Cont'd)(G) Description and Application of Rates (Cont'd)(2) Switched Transport (Cont'd)

- (d) The Direct-Trunked Transport rate is applied on a monthly airline mile and termination basis, except that Direct-Trunked Voiceband Transport is applied on a monthly airline mile basis only.

To determine the Direct-Trunked Transport airline mileage, the distance will be measured from the wire center that normally serves the CDL to the access tandem, end office, WSO (for WATS and WATS-type), or the end office that serves as the host for a remote office. The V&H coordinate method is used to determine the actual mileage as set forth in NECA Inc.'s Tariff FCC No. 4. If the calculated miles include a fraction, the value is rounded up to the next full mile.

For traffic originating from or terminating to a remote office, the mileage will be calculated separately from the end office switch that serves as the host to the remote using the V&H coordinates method. The Direct-Trunked Transport Rate applies from the customer's serving wire center to the end office that serves as the host office. Traffic originating from and/or terminating to the remote will be billed Tandem-Switched Transport charges based on mileage between the host and remote office. The Tandem-Switched Transport - Termination Charge is applicable for each termination between the host and remote office. The Tandem Switching Charge is not applicable for Tandem-Switched Transport between the end office that serves as the host to the remote office.

When Telephone Company Hubs are involved, mileage is computed and rates applied separately for each section of the Direct-Trunked Transport, i.e., customer serving wire center to Hub, Hub to Hub, Hub to Tandem or Hub to end office.

Where Direct-Trunked Transport includes termination rates, i.e., High Capacity DS1 and DS3 transport, one Termination rate applies for the termination of each end of the interoffice facility.

- (e) The Entrance Facility rate is a flat-rated charge assessed per Voiceband, DS1 or DS3 termination at the CDL. This charge will apply even if the CDL and the serving wire center are co-located in a Telephone Company building.

For DS1 Entrance Facilities, a "First System" charge is assessed per Entrance Facility for the first DS1 ordered. When the same customer requests additional DS1 service on the same ASR to be installed at the same time between the same CDL and serving wire center, the "Additional System" charge will apply.

- (f) The Tandem Switching rate is usage-sensitive and is applied per access minute to all feature groups for Tandem-Switched Transport with three exceptions. The Tandem-Switching Rate is not applicable for Tandem-Switched Transport between a host office and a remote office, nor is it applicable for FGA or BSA-A.

The Tandem Switching rate also will not apply to access minutes that originate or terminate at the end office part of a Class 4/5 switch.

(This page filed under Transmittal No. 1)

Chief Financial Officer
Tekken Street, Susupe, Saipan, MP 96950

FACILITIES FOR INTERSTATE ACCESS

4. SWITCHED ACCESS (Cont'd)4.5 Rate and Charge Regulations (Cont'd)4.5.2 Rate Regulations (Cont'd)(G) Description and Application of Rates (Cont'd)(2) Switched Transport (Cont'd)

(g) The Interconnection rate is usage-sensitive and is applied per access minute to all feature groups that utilize the Telephone Company's switched access network. It applies to all minutes of use whether transported via Direct-Trunked Transport, Tandem-Switched Transport, or Entrance Facilities.

(h) When the Alternate Traffic Routing optional arrangement is provided in conjunction with Feature Groups B and D or BSA-B and BSA-D and the end office or Telephone Company access tandem switch is unable to determine the specific trunk group carrying alternate routed traffic to multiple CDLs, switched transport access minutes will be apportioned among the number of trunk groups utilized to provide this optional arrangement. Such apportionment will occur through the application of Percent Traffic Routed (PTR) values provided by the customer on the ASR. The PTR value for each trunk group, the percentage of total traffic to be attributed to each trunk group, will be determined by dividing the BHMC for each trunk group by the total BHMC for all trunk groups carrying alternate routed traffic. The resulting percentage, or PTR value, for each trunk group will be multiplied times the total alternate routed traffic quantity to apportion usage to the individual trunk group. This apportionment will serve as the basis for the switched transport mileage calculation for alternate routed originating traffic as described herein.

When Feature Group B or D or BSA-B or BSA-D Switched Access service is terminated from multiple CDLs through a Telephone Company access tandem or is terminated from multiple CDLs directly to an end office and the end office or Telephone Company access tandem is unable to determine the specific trunk group carrying such terminating traffic, switched transport access minutes will be apportioned among the number of trunk groups carrying such terminating traffic. Such apportionment will occur through the application of PTR values provided by the customer on the ASR. The PTR value for each trunk group will be determined by dividing the BHMC for each trunk group by the total BHMC for all trunk groups carrying such terminating traffic. The resulting PTR value for each trunk group will be multiplied times the total terminating traffic quantity to apportion usage to the individual trunk group. This apportionment will serve as the basis for the switched transport mileage calculation for traffic terminating from multiple CDLs as described herein.

The PTR values as described herein must be included on any ASR establishing or changing any Switched Access service arrangement requiring the use of PTRs. The notation of such PTR values on ASRs must indicate whether the PTR will be used to apportion alternate routed originating traffic to multiple CDLs or to apportion traffic terminating from multiple CDLs. The Telephone Company may conduct verification audits, not to exceed one each year, for each customer, and for each location. Such audits may be conducted by independent auditors if the Telephone Company and the customer, or the customer alone, is willing to pay the expense.

(This page filed under Transmittal No. 1)

Chief Financial Officer
Tekken Street, Susupe, Saipan, MP 96950

FACILITIES FOR INTERSTATE ACCESS

4. SWITCHED ACCESS (Cont'd)

4.5 Rate and Charge Regulations (Cont'd)

4.5.2 Rate Regulations (Cont'd)

(G) Description and Application of Rates (Cont'd)

(2) Switched Transport (Cont'd)

- (i) Channel Mileage associated with Direct-Trunked Transport facilities which originate at TRS Interconnections will be calculated on an airline basis, using the V&H Coordinates method, between the serving wire center of the TRS Carrier and the access tandem.

Tandem Switched Transport-Facility mileage for access minutes of traffic which originates from TRS Interconnections will be calculated on an airline basis, using the V&H coordinates method, between the access tandem and the serving wire center of the Interexchange Carrier.

(This page filed under Transmittal No. 1)

Chief Financial Officer
Tekken Street, Susupe, Saipan, MP 96950

FACILITIES FOR INTERSTATE ACCESS

4. SWITCHED ACCESS (Cont'd)

4.5 Rate and Charge Regulations (Cont'd)

4.5.2 Rate Regulations (Cont'd)

(G) Description and Application of Rates (Cont'd)

(3) Extended FGA and BSA-A Terminating Traffic

- (a) For calls established on a 1+ or expanded seven digit measured calling basis, outside the specific FGA or BSA-A Access Area, however inside the LATA, in conjunction with terminating FGA or BSA-A traffic to an end office equipped with Equal Access capabilities, the following rates apply:

for each access minute, the premium rates per access minute for End Office Switching, in 4.6.3, the Information Surcharge in 4.6.4., and the Interconnection Charge in 4.6.2.

for each access minute, the Tandem-Switched Transport Facility rate per access minute per airline mile in 4.6.2 and the Tandem-Switched Transport - Termination in 4.6.2.

When the serving wire center of the CDL is the dial tone office, the Tandem-Switched Transport - Facility rate is applicable and mileage is measured from the serving wire center (i.e., the dial tone office) of the CDL to the end office.

When the serving wire center of the CDL is not the dial tone office, the Direct-Trunked Transport rate is applicable for mileage measured between the serving wire center of the CDL and the dial tone office. The Tandem-Switched Transport - Facility rate is applicable for mileage measured between the dial tone office and the end office.

The Tandem Switching rate is not applicable for Extended FGA or BSA-A terminating traffic.

- (b) For calls established on a 1+ or expanded seven digit measured calling basis, outside the specific FGA or BSA-A Access Area, however inside the LATA, in conjunction with terminating FGA or BSA-A traffic to an end office not equipped with Equal Access capabilities, the following rates apply:

for each access minute, the nonpremium rates per access minute for End Office Switching, in 4.6.3, the Information Surcharge in 4.6.4., and the Interconnection Charge in 4.6.2.

for each access minute, the Tandem-Switched Transport - Facility rate per access minute per airline mile in 4.6.2 and the Tandem-Switched Transport - Termination in 4.6.2.

When the serving wire center of the CDL is the dial tone office, the Tandem-Switched Transport - Facility rate is applicable and mileage is measured from the serving wire center (i.e., the dial tone office) of the CDL to the end office.

When the serving wire center of the CDL is not the dial tone office, the Direct-Trunked Transport rate is applicable for mileage measured between the serving wire center of the CDL and the dial tone office. The Tandem-Switched Transport - Facility rate is applicable for mileage measured between the dial tone office and the end office.

The Tandem Switching Rate is not applicable for Extended FGA or BSA-A terminating traffic.

(This page filed under Transmittal No. 1)

Chief Financial Officer
Tekken Street, Susupe, Saipan, MP 96950

FACILITIES FOR INTERSTATE ACCESS

4. SWITCHED ACCESS (Cont'd)

4.5 Rate and Charge Regulations (Cont'd)

4.5.2 Rate Regulations (Cont'd)

(G) Description and Application of Rates (Cont'd)

(3) Extended FGA and BSA-A Terminating Traffic (Cont'd)

- (c) When FGA or BSA-A terminating traffic is extended outside the LATA, as in 4.2.4 Switched Access rate elements, in 4.6.3 and 4.6.4, will be billed to the FGA or BSA-A customer for the terminating interLATA access function provided via the FGA or BSA-A connection, and Switched Access rate elements, in 4.6.2(A) and(B), 4.6.3 and 4.6.4, will be billed to the IC providing the interLATA service to the FGA or BSA-A customer for the originating interLATA access function.

(This page filed under Transmittal No. 1)

Chief Financial Officer
Tekken Street, Susupe, Saipan, MP 96950

FACILITIES FOR INTERSTATE ACCESS

4. SWITCHED ACCESS (Cont'd)

4.5 Rate and Charge Regulations (Cont'd)

4.5.2 Rate Regulations (Cont'd)

(G) Description and Application of Rates (Cont'd)

(5) End Office Switching

End Office Switching is available on a bundled or unbundled basis. End Office Switching - Bundled (EOSB) rates apply to Switched Access services provided as Feature Groups. End Office Switching - Unbundled (EOSU) rates apply to Switched Access services provided as Basic Serving Arrangements.

When equal access becomes available, premium rates for end office switching 1 (EOS1) and end office switching 2 (EOS2) will apply as follows:

- (a) FGA and BSA-A customers will pay the EOS1 rate for all FGA or BSA-A access minutes originating from or terminating at that end office except as in (f).
- (b) FGB or BSA-B customers with no FGD or BSA-D service provided at the same end office will pay the EOS1 rate for all FGB or BSA-B access minutes originating from or terminating at that end office except as in (f).
- (c) FGB and BSA-B customers with FGD or BSA-D service provided at the same end office will pay the EOS1 rate for FGB or BSA-B access minutes originating from that end office and the EOS2 rate for FGB or BSA-B access minutes terminating at that end office.
- (d) FGD and BSA-D customers will pay the EOS2 rate for all FGD or BSA-D access minutes originating from or terminating at that end office.
- (e) When FGA or BSA-A or FGB and BSA-B is used for terminating WATS or WATS-type services, the customer will pay the EOS2 rate for all terminating access minutes.
- (f) End Office Switching rates do not apply to switched access minutes of use that originate or terminate at MTSOs directly interconnected to a Telephone Company access tandem office.

(This page filed under Transmittal No. 1)

Chief Financial Officer
Tekken Street, Susupe, Saipan, MP 96950

FACILITIES FOR INTERSTATE ACCESS

4. SWITCHED ACCESS (Cont'd)4.5 Rate and Charge Regulations (Cont'd)4.5.2 Rate Regulations (Cont'd)(G) Description and Application of Rates (Cont'd)(6) Tandem Switch Signaling (TSS)

TSS will be provided via FGD or BSA-D Switched Access services with multifrequency (MF) address signaling. TSS is available with originating calling only, terminating calling only, or, where available, two-way calling trunks. TSS two-way calling trunks are only available from end offices where the switch technology is capable of measuring the terminating usage on two-way TSS equipped trunks. Where the end office switch technology is not capable of measuring terminating usage on two-way calling TSS equipped trunks, the customer must order originating calling only or terminating calling only trunks for use with TSS.

Switched Access connections to the customer's access tandem location(s) shall be via Direct-Trunked Transport, Entrance Facility, and/or a customer's transmission equipment and facilities using DS1 or DS3 Cross Connect arrangement. The Switched Access Entrance Facility provides the facility, including interface arrangement, between the point of termination at the customer designated location and the Telephone Company's serving wire center. Direct-Trunked Transport provides the interoffice facilities dedicated to a single customer between the serving wire center and end offices. TSS is not available via a Telephone Company access tandem. The facilities ordered by the customer for connectivity from the customer's access tandem to an IC's CDL is provided via Special Access facilities as described in Section 5.

- For originating usage the owner of the carrier identification code will be billed for all usage.
- For terminating usage all associated Switched Access usage charges are the responsibility of the TSS customer. At the TSS customer's request, the Telephone Company will bill each of the TSS customer's users directly for their respective usage, if the TSS customer agrees to furnish the Telephone Company, free of charge, the call detail information necessary to bill its users. This call detail information must be provided daily for the previous day's usage in industry standard format (i.e., 1101-20 Expanded Message Record format with end office level detail). The information must be provided by either electronic transmission or magnetic tape as specified by the Telephone Company.

(This page filed under Transmittal No. 1)

Chief Financial Officer
Tekken Street, Susupe, Saipan, MP 96950

FACILITIES FOR INTERSTATE ACCESS

4. SWITCHED ACCESS (Cont'd)4.5 Rate and Charge Regulations (Cont'd)4.5.2 Rate Regulations (Cont'd)(H) Description and Application of Rates (Cont'd)(6) Tandem Switch Signaling (Cont'd)

If the TSS customer fails to provide the call detail information or fails to provide information in the required format within 30 days from the call activity date, then the TSS customer will be billed for that day's usage. Where the total usage measured by the Telephone Company differs from the total amount of usage provided by the TSS customer's call detail information, the Telephone Company will work cooperatively with the TSS customer to resolve the discrepancies.

The TSS customer must retain documentation in support of the billing information for a period of fifteen months after submission of the billing tapes to the Telephone Company. The Telephone Company reserves the right to audit billing tape information upon 30 days' notice to the TSS customer. In the event of a discrepancy, if final agreement cannot be reached, charges will be billed based on the results of the audit.

(7) Dedicated Trunk Port Charge

The Dedicated Trunk Port charge, as set forth in 4.6.2.(I), shall apply for termination of a dedicated trunk at the access tandem or an end office. It is flat-rated and is assessed per voicegrade or DS1 channel terminating at an end office or access tandem.

(8) Shared Trunk Port Charge

The Shared Trunk Port, as set forth in 4.6.3.(E), provides for the termination of a Tandem-Switched Trunk at an end office. The Shared Trunk Port is usage rated and shall be assessed to all access minutes which utilize Tandem-Switched Transport. This includes minutes of use associated with FGA service when traffic is terminated in an end office that is not the dial tone office and on minutes of use provided at a remote office.

The Shared Trunk Port charge will not apply to access minutes that originate or terminate at the end office part of a Class 4/5 switch.

The Shared Trunk Port charge does not apply to switched access minutes of use that originate or terminate at MTSOs directly interconnected to a Telephone Company access tandem.

When the Tandem-Switched Transport is provided by more than one telephone company, the Shared Trunk Port charge shall be billed by the Telephone Company in whose territory the end office is located.

(This page filed under Transmittal No. 1)

Chief Financial Officer
Tekken Street, Susupe, Saipan, MP 96950

FACILITIES FOR INTERSTATE ACCESS

4. SWITCHED ACCESS (Cont'd)

4.5 Rate and Charge Regulations (Cont'd)

4.5.2 Rate Regulations (Cont'd)

(G) Description and Application of Rates (Cont'd)

(9) Carrier Identification Parameter (CIP)

The Carrier Identification Parameter (CIP) provides for the transmission of the Carrier Identification Code (CIC) or the access code 101XXXX to the customer with the Initial Address Message (1AM). CIP will be populated by a 4-digit CIC at the rates shown in 4.6.6. The monthly recurring rate is applicable per trunk. The nonrecurring charge is applicable per CIC. Per trunk group. The nonrecurring charge has two rate levels. There is a nonrecurring charge applicable to trunk groups direct to the access tandem and a nonrecurring charge applicable to trunk groups direct to an end office.

(This page filed under Transmittal No. 1)

Chief Financial Officer
Tekken Street, Susupe, Saipan, MP 96950

FACILITIES FOR INTERSTATE ACCESS

4. SWITCHED ACCESS (Cont'd)4.5 Rate and Charge Regulations (Cont'd)4.5.2 Rate Regulations (Cont'd)(H) Measuring Access Minutes

Customer traffic to end offices will be measured (i.e., recorded or assumed) by the Telephone Company at end offices or Telephone Company access tandems. Originating and terminating calls will be measured (i.e., recorded or assumed) by the Telephone Company to determine the basis for computing chargeable access minutes. For terminating calls over FGA, FGB, BSA-A, BSA-B, FGD and BSA-D, the measured access minutes are the chargeable access minutes. For originating calls over FGA, FGB, BSA-A and BSA-B the measured access minutes are the chargeable access minutes.

FGA or BSA-A access minutes, or fractions thereof, are accumulated over the billing period for each line or hunt group, and are then rounded up to the nearest access minute for each line or hunt group. FGB, FGD, BSA-B and BSA-D access minutes or fractions thereof, are accumulated over the billing period for each office, and are then rounded up to the nearest access minute for each end office. The exact value of the fraction is a function of the switch technology where the measurement is made.

When measurement capability for FGA, FGB, BSA-A and BSA-B is not available, access minutes shall be assumed as described in (3).

When usage data is required for a specific end office in an Access Area with multiple end offices, and usage to that office cannot be measured, a portion of total usage will be allocated to the specific end office based upon the portion of subscriber lines served by that end office. When the Telephone Company is the SEC and when specific usage is not available from the PEC, the total usage measured or assumed at the FPOS will be apportioned to the SEC based upon the ratio of the total subscriber lines in each SEC exchange to the total number of subscriber lines in the PEC's EAS area served by the dial tone office for FGA or for BSA-A.

(1) FGA and BSA-A Usage Measurement

For originating calls over FGA or BSA-A, usage measurement begins when the FGA or BSA-A first point of switching receives an off-hook supervisory signal forwarded from the CDL. Where FGA or BSA-A is used for MTS/WATS-type service, this off-hook signal is generally provided by the customer's equipment. Where FGA or BSA-A is used for FCO/ONAL-type services, the off-hook signal is generally forwarded by the customer's equipment when the called party answers.

The measurement of originating call usage over FGA or BSA-A ends when the FGA or BSA-A first point of switching receives an on-hook supervisory signal from either the end office switch, indicating the originating end user has disconnected, or the CDL, whichever is recognized first by the first point of switching.

For terminating calls over FGA or BSA-A, usage measurement begins when the FGA or BSA-A first point of switching receives an off-hook supervisory signal from the end office switch, indicating the terminating end user has answered. The measurement of terminating call usage over FGA or BSA-A ends when the terminating FGA or BSA-A first point of switching receives an on-hook supervisory signal from either the end office switch, indicating the terminating end user has disconnected, or the CDL, whichever is recognized first by the first point of switching.

(This page filed under Transmittal No. 1)

Chief Financial Officer
Tekken Street, Susupe, Saipan, MP 96950

FACILITIES FOR INTERSTATE ACCESS

4. SWITCHED ACCESS (Cont'd)

4.5 Rate and Charge Regulations (Cont'd)

4.5.2 Rate Regulations (Cont'd)

(H) Measuring Access Minutes (Cont'd)

(2) FGB and BSA-B Usage Measurement

For originating calls over FGB or BSA-B, usage measurement begins when the FGB or BSA-B first point of switching receives the first acknowledgement from the CDL, indicating the customer's equipment has answered.

The measurement of originating call usage over FGB or BSA-B ends when the FGB or BSA-B first point of switching receives disconnect supervision from either the end office switch, indicating the originating end user has disconnected, or the CDL, whichever is recognized first by the first point of switching.

For terminating calls over FGB or BSA-B, usage measurement begins when the FGB or BSA-B first point of switching receives answer supervision from the end office switch, indicating the terminating end user has answered.

The measurement of terminating call usage over FGB or BSA-B ends when the FGB or BSA-B first point of switching receives disconnect supervision from either the end office switch, indicating the terminating end user has disconnected, or the CDL, whichever is recognized first by the first point of switching.

(3) Usage Measurement Not Available For FGA, FGB, BSA-A and BSA-B

When originating and/or terminating measurement capability does not exist, the number of access minutes per FGA or BSA-A line or FGB or BSA-B trunk, per month, will be assumed based on the following:

- For FGA or BSA-A lines, the terminating assumed usage will be 47% of the two-way surrogate and the originating assumed usage will be 53% of the two-way surrogate. For FGB or BSA-B trunks, the terminating assumed usage will be one half of the two-way surrogate and the originating will be one half of the two-way surrogate.
- When measurement capabilities do not exist in one direction for a two-way line (e.g., recording for terminating only) the number of access minutes per line, per month will be the assumed surrogate for a two-way line or the recorded usage for the single direction, whichever is greater.

(This page filed under Transmittal No. 1)

Chief Financial Officer
Tekken Street, Susupe, Saipan, MP 96950

FACILITIES FOR INTERSTATE ACCESS

4. SWITCHED ACCESS (Cont'd)

4.5 Rate and Charge Regulations (Cont'd)

4.5.2 Rate Regulations (Cont'd)

(H) Measuring Access Minutes (Cont'd)

(3) Usage Measurement Not Available For FGA, FGB, BSA-A and BSA-B (Cont'd)

- In the event of measurement equipment failure, minutes of use will be determined as follows:

For the initial month of service, FGA, FGB, BSA-A, or BSA-B minutes will be assumed as indicated above unless actual usage recorded prior to the failure is greater than the assumed usage.

For subsequent months, the greater of 1) actual usage recorded prior to the failure, or 2) the average of the three month current months' usage (or less if three months are not available) will be used.

(4) FGD and BSA-D Usage Measurement

For originating calls over FGD or BSA-D with multifrequency (MF) signaling, usage measurement begins when the FGD or BSA-D first point of switching receives the first wink supervisory signal forwarded from the CDL.

The measurement of originating call usage over FGD or BSA-D with MF signaling ends when the FGD or BSA-D first point of switching receives disconnect supervision from either the end office switch, indicating the originating end user has disconnected, or the CDL, whichever is recognized first by the first point of switching.

For terminating calls over FGD or BSA-D with MF signaling, usage measurement begins when the FGD or BSA-D first point of switching receives answer supervision from the end office switch, indicating the terminating end user has answered.

The measurement of terminating call usage over FGD or BSA-D with MF signaling ends when the FGD or BSA-D first point of switching receives disconnect supervision from either the end office switch, indicating the terminating end user has disconnected, or the CDL, whichever is recognized first by the first point of switching.

(This page filed under Transmittal No. 1)

Chief Financial Officer
Tekken Street, Susupe, Saipan, MP 96950

FACILITIES FOR INTERSTATE ACCESS

4. SWITCHED ACCESS (Cont'd)

4.5 Rate and Charge Regulations (Cont'd)

4.5.2 Rate Regulations (Cont'd)

(H) Measuring Access Minutes (Cont'd)

(5) Usage Measurement Not Available for FGD and BSA-D

In the even the customer message detail is not available because the Telephone Company lost or damaged tapes or experienced recording system outages, the Telephone Company will estimate the volume of lost customer access minutes of use based on previous actual recorded usage.

(I) FGD and BSA-D Switched Access Service With 950-XXXX

When a customer orders FGD or BSA-D Switched Access Service with 950-XXXX Access, as described in 4.2.5(S), to be included with the installation of new FGD or BSA-D switched access facilities, appropriate Switched Access Installation Charges and Switched Access Ordering Charges will apply for the installation of the new FGD or BSA-D switched access facilities.

When a customer orders FGD or BSA-D Switched Access Service with 950-XXXX Access to be added to an existing FGD or BSA-D switched access service, only the Switched Access Ordering Charge and the Design Change Charge will apply for the addition of this optional end office service arrangement.

(This page filed under Transmittal No. 1)

Chief Financial Officer
Tekken Street, Susupe, Saipan, MP 96950

FACILITIES FOR INTERSTATE ACCESS

4. SWITCHED ACCESS (Cont'd)

4.5 Rate and Charge Regulations (Cont'd)

4.5.3 Application of Rates for FGA or BSA-A Extension Service

FGA or BSA-A is available with extensions (i.e., additional terminations of the service at different buildings in the same LATA). FGA or BSA-A extensions are provided and charged for as Special Access. The rate elements which apply are Special Transport (from the extension bridging point to the wire center serving the CDL), and Special Access Lines. All appropriate monthly rates and nonrecurring charges are in 5.7.

4.5.4 Switched Access DS1 Optional Payment Plan (OPP)

General

Customers subscribing to the Switched DS1 OPP will be assessed a nonrecurring charge (NRC) for installations of each Entrance Facility as set forth in 4.6.2(l).

The terms and conditions specified herein are applicable to DS1 Entrance Facility services.

Only the Entrance Facility rate element is available under an OPP. All other associated rate elements or additional features are available under the standard month-to-month tariffed rates and regulations.

DS1 OPP Entrance Facility rates will not be greater than standard month-to-month entrance facility rates.

The customer must designate the term commitment period and the quantity of First System DS1 OPP Entrance Facilities committed to for the OPP on the subscription form.

When a customer elects to subscribe to an OPP arrangement for switched DS1 service, only the Entrance Facility rate element is subject to the OPP terms and conditions.

The installation charge associated with DS1 services subscribed to an OPP are set forth in 4.5.2(A)(3).

Discount factors

Discount factors are percentage discounts applied to the DS1 Month-to-Month First System rate as shown in 4.6.2(l) to derive the applicable tariff rate for each term commitment period. The resulting discounted tariff rate will be calculated to the same number of decimal places as the undiscounted tariff rate.

(This page filed under Transmittal No. 1)

Chief Financial Officer
Tekken Street, Susupe, Saipan, MP 96950

FACILITIES FOR INTERSTATE ACCESS

4. SWITCHED ACCESS (Cont'd)4.5 Rate and Charge Regulations (Cont'd)4.5.4 Switched Access DS1 Optional Payment Plan (Cont'd)Discount Factors (Cont'd)

Customers will be billed Entrance Facility charges for each term commitment period based on the tariffed discounted rate as shown in 4.6.2(L). The billable portion (the complement of the discount factor) of the non-discounted tariffed rate used to derive the discounted rate will also be displayed on the customer's service record (CSR).

Furthermore, a rate cap will apply under a plan where no shortfalls, reassessment of savings or early termination occurs. The rate cap is generally equal to the undiscounted rate at the beginning of the plan. If price increases occur and the discounted rate as shown in 4.6.2(L) exceeds the rate cap, the rate cap is charged in place of the discounted rate.

Annual Commitment Levels

To obtain the price discount, the customer agrees to subscribe to a specified level of DS1 OPP Entrance Facilities over a committed period of time. The commitment is expressed as a monthly quantity of units associated with the various rate elements. To meet its commitment, a customer must meet both an Average Monthly Billed Quantity (AMQ) and an In-service (the quantity in service during the last month of each annual assessment period) Billed Quantity level (ISQ).

Start and Stop Date

The Term commitment period is initiated at the beginning of a month (start date) and is completed, in one year increments, at the end of a pre-determined month (stop date). During this time period, the discount is applied to the base rate.

Anniversary Dates

Anniversary dates occur between the start and stop dates. For a one year plan, the anniversary date is the end date of the plan. For multi-year plans, anniversary dates occur at the end of each twelve-month period of the plan.

Rate Changes

Decreases in the OPP monthly recurring Entrance Facility rates will be passed on to the subscribers.

(This page filed under Transmittal No. 1)

Chief Financial Officer
Tekken Street, Susupe, Saipan, MP 96950

FACILITIES FOR INTERSTATE ACCESS

4. SWITCHED ACCESS (Cont'd)

4.5 Rate and Charge Regulations (Cont'd)

4.5.4 Switched Access DS1 Optional Payment Plan (Cont'd)

Ordering and Renewal Options

Written notice of discontinuance must be given by the customer at least thirty days prior to actual discontinuance. Monthly recurring charges under the plan will apply for a period of thirty days from the date the Company receives discontinuance notification or until the end of the month following receipt of discontinuance notification, whichever period is longer.

Switched Access DS1 Optional Payment Plans are limited to customers of record as of December 31, 2003. Existing customers may exit their current plan within 90 days of the effective date of the tariff with no termination liability. Existing customer that elect to stay in their current plan will be converted to the corresponding month-to-month DS1 services following the expiration of their OPP arrangement.

Unless the customer gives a notice of discontinuance, existing Switched DS1 OPP services will be converted to the corresponding month-to-month DS1 services upon the expiration of their current period without service or billing interruption. No nonrecurring charges will apply.

Upgrade to Higher Speed Service

Customers may elect to upgrade service(s) to a higher speed through aggregation of existing services or service additions during an OPP period subject to the following conditions:

- The upgraded service will be subject to all appropriate nonrecurring charges.
- Termination liability charges will not apply as long as the upgraded service remains connected at the same point of termination(s) or meets the requirements set forth in 4.5.2(A)(3).
- If the upgrade involves establishing a multiplexing arrangement, termination liability charges will not apply if the hub wire center is the same one associated with the customer designated location.

(This page filed under Transmittal No. 1)

Chief Financial Officer
Tekken Street, Susupe, Saipan, MP 96950

FACILITIES FOR INTERSTATE ACCESS

4. SWITCHED ACCESS (Cont'd)4.5 Rate and Charge Regulations (Cont'd)4.5.4 Switched Access DS1 Optional Payment Plan (Cont'd)Shortfall and Early Termination

When a DS1 service is discontinued prior to the end of the term commitment period or the number of DS1 Entrance Facilities under the plan falls below 100% of the commitment level, the customer may be liable for shortfall, reassessment of savings and early termination charges.

Determination:

Each plan will be reviewed at the end of the third month following plan anniversary or early termination date to determine if commitment levels were achieved. AMQ and ISQ shortfall monthly units will be assessed and applied independently of each other.

Assessment:

Shortfall calculation - A comparison of actual AMQ to committed AMQ and actual ISQ to committed to ISQ is made. The difference is multiplied by a shortfall factor of 20 percent. The resultant shortfall units are rated at the current tariff rate.

Reassessment of savings calculation - A comparison of actual AMQ to committed AMQ and actual ISQ to committed ISQ is made. For a one year plan, actual units are re-rated at the current tariff rate. The difference between the actual units rated at the current tariff rate and at the discounted rate represents the reassessment of savings.

For a multi-year plan terminating after the first year, actual units are re-rated using the discount factor for a plan of that length. For example, a five year plan terminating in the third year would re-rate all actual units using the discount rate for a three year plan.

Early Termination Calculation only applies during the first six months of a multi-year term commitment plan. 100% of the average monthly commitment units for six months (penalty months) are rated at the current tariff rate.

The following describes the application of shortfall charges and early termination charges:

- If actual units are less than the commitment, the shortfall penalty apply.
- If termination occurs during the first six months of the plan, the shortfall penalty, reassessment of savings and early termination charges apply.
- If termination occurs after six months but before one year, the shortfall and reassessment of savings penalties apply.
- If termination occurs after one year but before a plan's stop date, actual units for all previous months are re-rated using the discount rate for a plan of that length. In addition, the shortfall unit charge for the year in which the termination occurs also applies.

Termination Without Liability

Should the recurring charges for a customer's DS1 service increase from the original recurring charges during the term commitment period, the customer may, at their option, terminate the DS1 service without penalty or liability.

(This page filed under Transmittal No. 1)

Chief Financial Officer
Tekken Street, Susupe, Saipan, MP 96950

FACILITIES FOR INTERSTATE ACCESS

4. SWITCHED ACCESS (Cont'd)4.5 Rate and Charge Regulations (Cont'd)4.5.5 Shared Use Analog and Digital High Capacity Services

Monthly charges for a DS1 or DS3 high capacity shared used facility will be apportioned between Switched and Special Access based on the relative proportion of channels used for switched and special access in the following manner.

If the facility is ordered as Special Access, rating as Special Access will continue until such time as a portion of the available capacity is used to provide Switched Access service. As individual channels are activated for Switched Access, monthly charges will be apportioned between Switched and Special Access based on the number of channels used for Switched Access and the number of remaining channels on the Special Access facility according to the following formula:

- The total shared use charge is equal to the Monthly Switched Access Charge times the number of channels used for Switched Access divided by 24 for DS1 or 672 for DS3 plus the monthly Special Access Charge times the number of channels remaining for Special Access divided by 24 for DS1 or 672 for DS3.

If the facility is ordered as Switched Access, rating as Switched Access will continue until such time as a portion of the available capacity is used to provide Special Access service. As individual channels are activated for Special Access, monthly charges will be apportioned between Switched and Special Access based on the number of channels used for Special Access and the number of remaining channels on the Switched Access Facility according to the following formula:

- The total shared use charge is equal to the Monthly Special Access Charge times the number of channels used for Special Access divided by 24 for DS1 or 672 for DS3 plus the monthly Switched Access Charge times the number of channels remaining for Switched Access divided by 24 for DS1 or 672 for DS3.

The monthly Switched and Special Access rate used will be the appropriate rate (Special Access SAL, Transport, Multiplexer and/or Cross Connect Arrangement and Switched Access Entrance Facility, Direct-Trunked Transport, Multiplexer and/or Cross Connect Arrangement) for the underlying shared use facility. Customers will be permitted to subscribe to term commitments that differ between Switched and Special Access services on shared use facilities. Upon expiration of the term commitment for Switched or Special Access services, the Telephone Company will continue to bill the customer as described in 4.5.6. If the customer chooses to discontinue service at the expiration of a term commitment period, billing will be based on the facility charges for the remaining service. Discontinuance prior to the expiration of term commitment periods will be subject to charges described in 4.5.4, 4.5.5 and 4.5.6.

(This page filed under Transmittal No. 1)

Chief Financial Officer
Tekken Street, Susupe, Saipan, MP 96950

FACILITIES FOR INTERSTATE ACCESS

4. SWITCHED ACCESS (Cont'd)4.5 Rate and Charge Regulations (Cont'd)4.5.6 Basic Service Elements (BSEs)

Recurring rates and charges for Basic Service Elements (BSEs) in 4.2.19 are applied on a premium or nonpremium basis as discussed in 4.5.2(G)(1). The Switched Access Ordering Charge will not apply when a customer orders BSEs in conjunction with the establishment of a Basic Serving Arrangement (BSA) or the conversion of a feature group to a BSA. The Switched Access Ordering Charge will apply to changes to or additions of BSEs associated with an established BSA. The application of monthly recurring charges or usage rates to BSEs are as follows.

(A) Alternate Traffic Routing - BSE

Premium and nonpremium nonrecurring charges in 4.6.5 apply per trunk group equipped.

(B) Automatic Number Identification (ANI) - (BSE)

Rates in 4.6.5 apply per ANI attempt.

(C) User Transfer

Monthly recurring charges in 4.6.5 apply per line arranged.

(D) Hunt Group Arrangement - BSE

Premium and nonpremium monthly recurring charges in 4.6.5 apply per line equipped.

(E) Queuing - BSE

Premium and nonpremium monthly recurring charges in 4.6.5 apply per group equipped.

(F) Uniform Call Distribution - BSE

Premium and nonpremium monthly recurring charges in 4.6.5 apply per line equipped.

(G) Simplified Message Desk Interface (SMDI) - BSE

Premium and nonpremium monthly recurring charges in 4.6.5 apply per DNAL.

(This page filed under Transmittal No. 1)

Chief Financial Officer
Tekken Street, Susupe, Saipan, MP 96950

Issued: November 16, 2005

Effective: December 1, 2005

FACILITIES FOR INTERSTATE ACCESS

4. SWITCHED ACCESS (Cont'd)

4.5 Rate and Charge Regulations (Cont'd)

4.5.6 Basic Service Elements (BSEs) (Cont'd)

(H) Premier Messaging Service Interface (PMSI) - BSE

Monthly recurring charges in 4.6.5 apply.

(I) Remote Call Forwarding - BSE

Premium and nonpremium monthly recurring charges in 4.6.5 apply per line.

(J) Direct Inward Dialing (DID) - BSE

Monthly recurring charges in 4.6.5 apply.

(K) Billed Number Screening (BNS) - BSE

Monthly recurring charges in 4.6.5 apply per line screened.

(This page filed under Transmittal No. 1)

Chief Financial Officer
Tekken Street, Susupe, Saipan, MP 96950

FACILITIES FOR INTERSTATE ACCESS

4. SWITCHED ACCESS (Cont'd)4.6 Rates and Charges4.6.1 Nonrecurring Charges(A) Switched Access Service Ordering Charges

Switched Access
Ordering Charge Per ASR
(SESSE)

\$ 100.00

Design
Change Charge Per ASR

\$ 52.83

(B) 500 NXX Translation Charge

First NXX
Per ASR/Per End Office
(NW51X)

NA

Each Additional NXX
Per ASR/Per End Office
(NW5AX)

NA

(C) Network Blocking Charge

Applies to FGB, FGD, BSA-B and BSA
Per Call

\$ 0.018

(D) FGA and BSA-A Optional Toll Blocking

Per FGA or BSA-A Line
Nonrecurring Charge
(CAH)

\$ 5.38

(This page filed under Transmittal No. 1)

Chief Financial Officer
Tekken Street, Susupe, Saipan, MP 96950

Issued: June 16, 2021

FACILITIES FOR INTERSTATE ACCESS

4. SWITCHED ACCESS (Cont'd)4.6 Rates and Charges (Cont'd)4.6.2 Switched Transport(A) Tandem-Switched Transport – Facility * (C)

<u>Per Originating Access Minute Per Airline Mile</u>	<u>Per Terminating-End Office Access Minute Per Airline Mile</u>	<u>Per Terminating-3rd Party Access Minute Per Airline Mile</u>
\$ 0.00012848	\$ 0.00000000	\$ 0.00000000

(B) Tandem-Switched Transport – Termination * (C)

<u>Per Originating Access Minute, per Termination</u>	<u>Per Terminating-End Office Access Minute, per Termination</u>	<u>Per Terminating-3rd Party Access Minute, per Termination</u>
\$ 0.00038532	\$ 0.00000000	\$ 0.00000000

(C) Tandem Switching Rate * (C)

<u>Per Originating Access Minute</u>	<u>Per Terminating-End Office Access Minute</u>	<u>Per Terminating-3rd Party Access Minute</u>
\$ 0.00158853	\$ 0.00000000	\$ 0.00000000

(D) Shared Multiplexing

<u>Per Originating Access Minute</u>	<u>Per Terminating-End Office Access Minute</u>	<u>Per Terminating-3rd Party Access Minute</u>
\$ 0.0000303	\$ 0.00000000	\$ 0.00000000

(E) Joint Tandem Switched Transport (N)Applicable if providing Tandem Switching
Originating Toll Free Only

\$ 0.001 (N)

*These rates do not apply to toll free originating traffic. (N)

(This page filed under Transmittal No. 43)

Chief Financial Officer
Tekken Street, Susupe, Saipan, MP 96950

FACILITIES FOR INTERSTATE ACCESS

4. SWITCHED ACCESS (Cont'd)4.6 Rates and Charges (Cont'd)4.6.2 Switched Transport (Cont'd)(E) Interconnection Rate

<u>Nonpremium Rate</u>		<u>Premium Rate</u>	
Telephone Company Provided Transport		Telephone Company Provided Transport	
Per Originating <u>Access Minute</u>	Per Terminating <u>Access Minute</u>	Per Originating <u>Access Minute</u>	Per Terminating <u>Access Minute</u>
NA	NA	\$ 0.0000000	\$ 0.0000000

<u>Nonpremium Rate</u>		<u>Premium Rate</u>	
Per EIS Originating <u>Access Minute</u>	Per EIS Terminating <u>Access Minute</u>	Per EIS Originating <u>Access Minute</u>	Per EIS Terminating <u>Access Minute</u>
NA	NA	\$ 0.0000000	\$ 0.0000000

(This page filed under Transmittal No. 1)

Chief Financial Officer
Tekken Street, Susupe, Saipan, MP 96950

FACILITIES FOR INTERSTATE ACCESS

4. SWITCHED ACCESS (Cont'd)4.6 Rates and Charges (Cont'd)4.6.2 Switched Transport (Cont'd)(F) Direct-Trunked Transport-Voiceband

Direct-Trunked Transport Facility-Voiceband
Per Airline Mile, Per Month

(1YTXS)

(1YLXS)

(1YTYS)

\$ 6.00

(G) Direct-Trunked Transport - DS1

Direct-Trunked
Transport-Facility - DS1
Per Airline Mile, Per Month

(1YTXS)

(1YLXS)

(1YTYS)

\$ 15.00

Direct-Trunked
Transport-Termination - DS1
Monthly Rate

(TRL)

(TRLAX)

\$ 40.00

(H) Direct-Trunked Transport - DS3

Direct-Trunked
Transport-Facility - DS3
Per Airline Mile, Per Month

ICB

Direct-Trunked
Transport-Termination - DS3
Monthly Rate

ICB

(This page filed under Transmittal No. 1)

Chief Financial Officer
 Tekken Street, Susupe, Saipan, MP 96950

Issued: November 16, 2005

Original Page 4-125

Effective: December 1, 2005

FACILITIES FOR INTERSTATE ACCESS

4. SWITCHED ACCESS (Cont'd)4.6 Rates and Charges (Cont'd)4.6.2 Switched Transport (Cont'd)(I) Dedicated Trunk Port

End Office
Dedicated Trunk Port
Voiceband
Monthly Rate, Per Channel
 (PT8HX)

\$ 15.30

End Office
Dedicated Trunk Port
DS1
Monthly Rate, Per Channel
 (PT8JX)

\$ 6.27

Access Tandem
Dedicated Trunk Port
Voiceband
Monthly Rate, Per Channel
 (PT8KX)

\$ 15.30

Access Tandem
Dedicated Trunk Port
DS1
Monthly Rate, Per Channel
 (PT8LX)

\$ 6.27

(J) Entrance Facility - 2-Wire and 4-Wire Voiceband

Service
Installation Charge
Per Entrance Facility
 (EFG2X)

\$ 200.00

Entrance Facility -
2-Wire Voiceband
Monthly Rate
 (EFG2X)

\$ 36.00

Entrance Facility -
4-Wire Voiceband
Monthly Rate
 (EFG4X)

\$ 54.00

(This page filed under Transmittal No. 1)

Chief Financial Officer
 Tekken Street, Susupe, Saipan, MP 96950

FACILITIES FOR INTERSTATE ACCESS

4. SWITCHED ACCESS (Cont'd)4.6 Rates and Charges (Cont'd)4.6.2 Switched Transport (Cont'd)(K) Entrance Facility - DS1

<u>Installation Charge (EFGDX)</u>	<u>Monthly Rate (EFGDX)</u>
\$ 450.00	\$ 250.00

(L) Entrance Facility, per DS3

<u>Entrance Facility - DS3 Electrical Interface Service</u>		<u>Entrance Facility - DS3 Optical Interface</u>	
<u>Installation Charge</u>	<u>Monthly Rate</u>	<u>Service Installation</u>	<u>Monthly Rate</u>
ICB	ICB	ICB	ICB

(M) Multiplexing

<u>DS1 To Voice</u>		<u>DS3 to DS1</u>	
<u>Installation Charge</u>	<u>Monthly Rate</u>	<u>Installation Charge</u>	<u>Monthly Rate</u>
(M6W1X)	(M6W1X)		
(M6W1A)	(M6W1A)		
(MKW1X)	(MKW1X)		
\$ 800.00	\$ 200.00	ICB	ICB

(This page filed under Transmittal No. 1)

Chief Financial Officer
Tekken Street, Susupe, Saipan, MP 96950

Issued: June 16, 2021

FACILITIES FOR INTERSTATE ACCESS

4. SWITCHED ACCESS (Cont'd)4.6 Rates and Charges (Cont'd)4.6.3 End Office Services

- (A) Basic & Vertical 8YY Data Base (C)
Query Charge

Rate
Per Query

Effective July 1, 2021 - \$ 0.004248 (R)
Effective July 1, 2022 - \$0.002224 (N)
Effective July 1, 2023 - \$0.0002 (N)

- (B) End Office Switching - Bundled (EOSB)

The unbundled rates for End Office Switching are based on originating and terminating Access Minutes.

<u>Nonpremium Rates</u>	<u>Premium EOS1 and EOS2 Rates</u>
<u>EOSB</u>	<u>EOSB</u>
<u>Per Access Minute</u>	<u>Per Access Minute</u>
NA	\$ 0.00000000

- (C) End Office Switching - Unbundled (EOSU) - Circuit Switched Line

The unbundled rates for End Office Switching are based on originating and terminating Access Minutes.

<u>Nonpremium Rates</u>	<u>Premium EOS1 and EOS2 Rates</u>
<u>EOSB</u>	<u>EOSB</u>
<u>Per Access Minute</u>	<u>Per Access Minute</u>
NA	\$ 0.00000000

- (D) End Office Switching - Unbundled (EOSU) - Circuit Switched Trunk

The unbundled rates for End Office Switching are based on originating and terminating Access Minutes.

<u>Nonpremium Rates</u>	<u>Premium EOS1 and EOS2 Rates</u>
<u>EOSB</u>	<u>EOSB</u>
<u>Per Access Minute</u>	<u>Per Access Minute</u>
NA	\$ 0.00000000

(This page filed under Transmittal No. 43)

Chief Financial Officer
Tekken Street, Susupe, Saipan, MP 96950

Issued: September 15, 2017

FACILITIES FOR INTERSTATE ACCESS

4. SWITCHED ACCESS (Cont'd)4.6 Rates and Charges (Cont'd)4.6.3 End Office Services (Cont'd)(E) Shared Trunk Port

<u>Per Originating Access Minute</u>	<u>Per Terminating Access Minute</u>	(T)(N)
\$ 0.0008280	\$ 0.0000000	(N)

4.6.4 Information Surcharge

The rates for Information Surcharge are based on originating and terminating Access Minutes.

<u>Nonpremium Rates</u>	<u>Premium Rates</u>
<u>Information Surcharge</u>	<u>Information Surcharge</u>
<u>Per Access Minute</u>	<u>Per Access Minute</u>
NA	\$ 0.0000000

(This page filed under Transmittal No. 25)

Chief Financial Officer
Tekken Street, Susupe, Saipan, MP 96950

FACILITIES FOR INTERSTATE ACCESS

4. SWITCHED ACCESS (Cont'd)4.6 Rates and Charges (Cont'd)4.6.5 Basic Service Elements(A) Alternate Traffic Routing - BSE

<u>Nonpremium Nonrecurring</u> <u>Charge Per Trunk</u> <u>Group Equipped</u> <u>(CF3AT)</u>	<u>Premium Nonrecurring</u> <u>Charge Per Trunk</u> <u>Group Equipped</u> <u>(CF3AR)</u>
\$ 34.15	\$ 75.89

(B) Automatic Number Identification (ANI) - BSE

<u>Rate</u> <u>Per ANI Attempt</u>
\$ 0.00016

(C) User Transfer - BSE

<u>Monthly Rates</u> <u>Per Line Arranged</u> <u>(EO3)</u>
\$ 1.50

(D) Hunt Group Arrangement - BSE

<u>Nonpremium Monthly Rates</u> <u>Per Line Equipped</u> <u>(CF3HT)</u>	<u>Premium Monthly Rates</u> <u>Per Line Equipped</u> <u>(CF3HG)</u>
\$ 1.35	\$ 3.00

(This page filed under Transmittal No. 1)

Chief Financial Officer
Tekken Street, Susupe, Saipan, MP 96950

FACILITIES FOR INTERSTATE ACCESS

4. SWITCHED ACCESS (Cont'd)4.6 Rates and Charges (Cont'd)4.6.5 Basic Service Elements (Cont'd)(E) Queuing - BSE

Nonpremium Monthly Rates
Per Group Equipped
 (CF3QT)

\$ 6.75

Premium Monthly Rates
Per Group Equipped
 (CF3QU)

\$ 15.00

(F) Uniform Call Distribution - BSE

Nonpremium Monthly Rates
Per Line Equipped
 (CF3UT)

\$ 2.54

Premium Monthly Rates
Per Line Equipped
 (CF3UD)

\$ 5.65

(G) Simplified Message Desk Interface (SMDI) - BSE

Nonpremium
Monthly Recurring Rate
Per DNAL
 (SMQNX)

\$ 110.61

Premium
Monthly Recurring Rate
Per DNAL
 (SMQPX)

\$ 245.80

(This page filed under Transmittal No. 1)

Chief Financial Officer
 Tekken Street, Susupe, Saipan, MP 96950

Issued: November 16, 2005

Effective: December 1, 2005

FACILITIES FOR INTERSTATE ACCESS

4. SWITCHED ACCESS (Cont'd)4.6 Rates and Charges (Cont'd)4.6.5 Basic Service Elements (Cont'd)(H) Premier Messaging Services Interface (PMSI) – BSE

	<u>FID/USOC</u>	<u>Monthly Rate</u>
Premier Messaging Services Interface BSE - Per Arrangement, Per Month	CF3MS	\$500.00

(I) Remote Call Forwarding - BSE

<u>Nonpremium Monthly Recurring Rate Per Line (FOMNX)</u>	<u>Premium Monthly Recurring Rate Per Line (FOMPX)</u>
\$ 7.20	\$ 16.00

(J) Direct Inward Dialing (DID) - BSE

<u>Monthly Recurring Rate Per DID Term (NDT)</u>	<u>Monthly Recurring Rate Per Block of 20 Numbers (ND4)</u>
\$ 25.00	\$ 10.00

(K) Billed Number Screening (BNS) - BSE

<u>Monthly Recurring Rate Per Line Screened (RTVXQ)</u>
\$ 1.00

(This page filed under Transmittal No. 1)

Chief Financial Officer
Tekken Street, Susupe, Saipan, MP 96950

FACILITIES FOR INTERSTATE ACCESS

4. SWITCHED ACCESS (Cont'd)4.6 Rates and Charges (Cont'd)4.6.6 Carrier Identification Parameter (CIP)

Non-Recurring Charge-Per CIC, Per End Office Direct Trunk Group <u> </u> (U7CEG)	Non-Recurring Charge Per CIC, Per Access Tandem Direct Trunk Group <u> </u> (U7C)	Monthly Recurring Charges Per Trunk <u> </u> (U7CPT)
\$ 80.00	\$ 1,120.00	\$ 0.46

(This page filed under Transmittal No. 1)

Chief Financial Officer
Tekken Street, Susupe, Saipan, MP 96950

FACILITIES FOR INTERSTATE ACCESS

TABLE OF CONTENTS

5.	<u>SPECIAL ACCESS</u>	Page
5.1	<u>General</u>	5-6
5.1.1	Rate Elements	5-6
	(A) Special Transport	5-7
	(B) Special Access Line (SAL)	5-8
	(C) Supplemental Features	5-11
	(D) Multiplexing Arrangements	5-12
	(E) Special Transport Termination	5-12
	(1) DS1, E1 and DS3 Service	5-12
	(2) Fractional T1 Service (FT1).....	5-12
5.1.2	Special Access Configurations.....	5-13
	(A) Two-point Service	5-13
	(B) Multipoint Service	5-14
5.1.3	Special Facilities Routing	5-15
5.1.4	Design Layout Report.....	5-15
5.1.5	Acceptance Testing.....	5-15
5.1.6	Ordering Conditions	5-16
	(A) Determination of Jurisdiction of Mixed Use Special Access Lines	5-16
	(B) Special Access Jurisdictional Verification	5-17
5.2	<u>Description of Special Access</u>	5-18
5.2.1	Wideband Analog	5-19
5.2.2	High Capacity Digital	5-19
5.2.3	Digital Data Service.....	5-20
5.2.4	Bonded Digital Link Service	5-21
	(A) Service Description	5-21
	(B) Terms and Conditions	5-22
5.3	<u>Description of Terminating Options</u>	5-23
5.3.1	High Capacity Digital	5-24
	(A) High Capacity Digital DS1	5-24
	(B) High Capacity Digital DS1C.....	5-24
	(C) Fractional T1 Service	5-24
	(D) High Capacity Digital DS3	5-24
	(E) High Capacity Digital DS3C.....	5-24
	(F) High Capacity Digital E1.....	5-25
5.3.2	Digital Data Service (DDS)	5-25

(This page filed under Transmittal No. 1)

Chief Financial Officer
Tekken Street, Susupe, Saipan, MP 96950

FACILITIES FOR INTERSTATE ACCESS

TABLE OF CONTENTS

5.	<u>SPECIAL ACCESS</u>	<u>Page</u>
5.4	<u>Description of Supplemental Features</u>	5-25
5.4.1	Bridging	5-25
(A)	MultiPoint Data Bridging.....	5-25
(B)	Alarm Distribution Bridging.....	5-26
(C)	DDS Bridging.....	5-26
5.4.2	Automatic Protection Switch	5-27
5.4.3	Digital Data Service Secondary Channel.....	5-27
5.5	<u>Description of Multiplexing Arrangements</u>	5-28
(A)	Supergroup to Group	5-28
(B)	Mastergroup to Supergroup.....	5-28
(C)	DS1C to DS1	5-28
(D)	DS3 to DS1 and/or E1.....	5-28
(E)	DS3C to DS1	5-29
(F)	Group to DS1.....	5-29
(G)	Digital Data Carrier Multiplexer.....	5-29
(H)	Digital Data Subrate Multiplexer	5-29
5.6	<u>Rate Regulations</u>	5-30
5.6.1	Types of Rates and Charges	5-30
(A)	Monthly Rates.....	5-30
(B)	Daily Rates	5-30
(C)	Nonrecurring Charges.....	5-31
(1)	Design Change Charge.....	5-31
(2)	Installation of Supplemental Features and Multiplexing Arrangements	5-31
(3)	Installation of FT1, DS3, E1 and DS1 Special Access Lines	5-32
(4)	Installation of Digital Data Service Special Access Lines	5-34
(5)	Service Rearrangements.....	5-34

(This page filed under Transmittal No. 1)

Chief Financial Officer
Tekken Street, Susupe, Saipan, MP 96950

FACILITIES FOR INTERSTATE ACCESS

TABLE OF CONTENTS

5.	<u>SPECIAL ACCESS</u>	<u>Page</u>
5.6	<u>Rate Regulations (Cont'd)</u>	
5.6.2	Minimum Periods	5-40
5.6.3	Mileage Measurement	5-40
5.6.4	Moves.....	5-40
	(A) Same CDL	5-40
	(B) Different CDL	5-41
5.6.5	Rates and Charges on an Individual Case Basis	5-41
5.6.6	Hub Wire Centers.....	5-43
5.6.7	Shared Use Analog and Digital High Capacity Services.....	5-44
5.6.8	Special Access Surcharge.....	5-45
5.6.9	Message Station Equipment Recovery Charge.....	5-46
5.6.10	DS3 High Capacity Service	5-46
	(A) DS3 Rate Structure	5-46
	(B) Minimum Service Periods	5-49
	(C) Expiration of Minimum Service Period	5-49
	(D) Discontinuance Without Liability - DS3 Minimum Service Period	5-49
	(E) Discontinuance With Liability - DS3 Minimum Service Period.....	5-50
	(F) Notification of Discontinuance.....	5-51
	(G) Upgrade to Higher Speed Service	5-51
	(H) DS3 Multiplexer Cross Connect Arrangement	5-52
	(I) Partitioned Billing Arrangement (PBA).....	5-52

(This page filed under Transmittal No. 1)

Chief Financial Officer
Tekken Street, Susupe, Saipan, MP 96950

FACILITIES FOR INTERSTATE ACCESS

TABLE OF CONTENTS

5.	<u>SPECIAL ACCESS</u>	<u>Page</u>
5.6	<u>Rate Regulations (Cont'd)</u>	
5.6.11	Optional Payment Plan (OPP).....	5-54
(A)	General	5-54
(B)	Changes in Length of OPP Period.....	5-54
(C)	Renewal Options.....	5-55
(D)	Notification of Discontinuance.....	5-55
(E)	Upgrade to Higher Speed Service	5-55
(F)	Termination Liability	5-55
(G)	Termination Without Liability.....	5-56
(H)	OPP for FT1 Service.....	5-56
(I)	OPP for DDS.....	5-57
5.6.12	Digital Data Service (DDS) Rate Stability Plan (RSP).....	5-58
(A)	Description	5-58
(B)	Eligibility Requirement.....	5-58
(C)	RSP Terms and Conditions	5-59
(D)	RSP Nonrecurring Charges	5-60
(E)	RSP Services	5-60
(F)	RSP Application	5-61
(1)	Rate Elements Subject to the Plan.....	5-61
(2)	RSP Expiration	5-62
(3)	Upgrade to Higher Capacity Service	5-64
5.6.13	DS1 Term Volume Plan (TVP).....	5-65
(A)	Description	5-65
(B)	Rate Application.....	5-66
(C)	Rate Changes	5-67
(D)	Threshold Levels.....	5-67
(E)	Changes to Commitment Quantity or Term	5-68
(F)	TVP Plan Enrollment.....	5-68
(G)	Annual Review	5-69
(H)	TVP Conditions.....	5-70
(I)	Penalties for Failing to Meet Commitment	5-71
(J)	TVP Nonrecurring Charge.....	5-72
(K)	Changes in Length of a TVP Period	5-72
(L)	Renewal Options.....	5-73
(M)	Upgrade to Higher Speed Service	5-73
(N)	Termination Liability	5-74
(O)	Termination Without Liability.....	5-74
5.6.14	E1 (2.048 Mbps) High Capacity Service.....	5-75
(A)	Minimum Service Periods	5-75
(B)	Expiration of Minimum Service Period	5-75
(C)	Discontinuance Without Liability - E1 Minimum Service Period.....	5-75
(D)	Discontinuance With Liability - E1 Minimum Service Period.....	5-75
(E)	Notification of Discontinuance.....	5-76

(This page filed under Transmittal No. 1)

Chief Financial Officer
Tekken Street, Susupe, Saipan, MP 96950

Issued: October 31, 2006

Effective: November 1, 2006

FACILITIES FOR INTERSTATE ACCESS

TABLE OF CONTENTS

5.	<u>SPECIAL ACCESS</u>	<u>Page</u>
5.6	<u>Rate Regulations (Cont'd)</u>	
5.6.15	High Voltage Protection	5-76
5.6.16	LAN Extension Service	5-81
5.6.17	DS3 Term Volume Plan	5-86
(A)	Description	5-86
(B)	DS3 TVP Enrollment and Conversion of DS3 Services	5-87
(C)	Commitment Levels	5-88
(D)	Terms and Conditions	5-89
(E)	Annual Review	5-90
(F)	Shortfall Penalties for Failing to Meet the Commitment Level	5-91
(G)	Changes to Commitment Level	5-92
(H)	TVP Term Commitment Extension Option	5-93
(I)	TVP Renewal Options	5-94
(J)	Upgrade to Equal or Higher Speed Service	5-95
(K)	Termination Liability	5-96
(L)	Termination Without Liability	5-98
(M)	Minimum Period Charges	5-98
(N)	Rate Changes	5-99
(O)	TVP Nonrecurring Charge	5-99
5.7	<u>Rates and Charges</u>	5-100
5.7.1	Digital Data Service Facilities	5-100
(A)	Standard Arrangements	5-100
(B)	DDS Optional Payment Plan	5-101
5.7.2	High Capacity Digital DS1 (1.544 Mbps) Facilities	5-102
(A)	Standard Arrangements	5-102
5.7.3	DS1 Term Volume Plan (TVP)	5-103
(A)	Special Access Line	5-103
5.7.4	High Capacity Digital E1 (2.038 Mbps) Facilities	5-107.1
(A)	Standard Arrangements	5-107.1
5.7.5	High Capacity Digital DS3 (44.738 Mbps) Facilities	5-107.2
(A)	Standard Arrangements	5-107.2
5.8	<u>Individual Case Basis Rates and Charges</u>	5-108

(This page filed under Transmittal No. 6)

Chief Financial Officer
Tekken Street, Susupe, Saipan, MP 96950

FACILITIES FOR INTERSTATE ACCESS

5 SPECIAL ACCESS5.1 General

Special Access provides a transmission path to connect CDLs* within a LATA** for Interstate Telecommunications. Special Access provided to a customer may be connected directly to customer facilities, through Telephone Company Hub Wire Centers where bridging or multiplexing functions are performed, and/or may be connected to access facilities of another telephone company or companies in the joint provision of Special Access Service as well as may be connected to Switched Access as set forth in Section 4.

The provision of Switched Access and Special Access in combination is normally for, but not limited to, the use of WATS or WATS-type Access. When Special Access is connected to Switched Access, the terms, conditions and rates for the facilities between the end user's CDL and the WATS Serving Office are as set forth in this section of the tariff; the terms, conditions and rates for the facilities between the WATS Serving Office and the IC's CDL, as well as the switching functionalities (e.g., end user access codes, screening) are as set forth in Section 4 of this tariff.

Special Access can be provided in either analog or digital format. Analog formats are differentiated by spectrum and bandwidth. Digital formats are differentiated by bit rate. The specific types of Special Access (e.g., Voiceband, Digital Data Service) provided are described in 5.2 following.

5.1.1 Rate Elements

There are six basic rate elements which apply to Special Access Service:

Special Transport (described in 5.1.1(A) following)
 Special Transport Termination (described in 5.1.1(E) following)
 Special Access Line (described in 5.1.1(B) following)
 Supplemental Features (described in 5.4 following)
 Multiplexing Arrangements (described in 5.5 following)

The following is a list of GTOC's Open Network Architecture (ONA) Special Access Basic Service Elements (BSEs) which provide a cross-reference to the generic ONA product names.

<u>Generic Name</u>	<u>GTOC Name</u>
Access to Clear Channel Transmission	Clear Channel Capability
Bridging	Bridging
Conditioning	Conditioning
Secondary Channel Capability	Digital Data Service - Secondary Channel
Multiplexing - Digital 2000	Multiplexing Arrangements

* Telephone Company Centrex CO-like switches are considered to be CDLs for the purposes of this tariff.

FACILITIES FOR INTERSTATE ACCESS

5 SPECIAL ACCESS (Cont'd)

5.1 General (Cont'd)

5.1.1 Rate Elements (Cont'd)

(A) Special Transport

- (1) The Special Transport rate element provides for the transmission facilities between the serving wire centers associated with two CDLs, between a serving wire center associated with an end user's CDL and a WATS Serving Office, between a serving wire center associated with a CDL and a Telephone Company Hub Wire Center, between two Telephone Company Hub Wire Centers or between a serving wire center associated with a CDL and a serving wire center where connection to an advanced data service# occurs.

The Special Transport element is distance sensitive and varies with type of capability (i.e., analog or digital) and type of facility (e.g., Voiceband, Digital Data Service, etc.). Special Transport may be provided by more than one telephone company. The method of calculating applicable airline miles for rating purposes for Special Access is specified in 2.7 preceding.

Special Transport is provided for DDS and DS1 services on the island of Saipan only.

(This page filed under Transmittal No. 1)

Chief Financial Officer
Tekken Street, Susupe, Saipan, MP 96950

FACILITIES FOR INTERSTATE ACCESS

5 SPECIAL ACCESS (Cont'd)

5.1 General (Cont'd)

5.1.1 Rate Elements (Cont'd)

(B) Special Access Line (SAL)

- (1) A Special Access Line provides the transmission facilities to a Customer Designated Location (CDL) or the facilities between a CDL and the serving wire center. This rate element varies by type of capability (i.e., analog or digital) and type of facility (e.g., Voiceband, Digital Data Service, etc.).

When a Voiceband Special Access service is ordered to be terminated at a customer's designated Interexchange Carrier's all-digital CDL which requires a minimum digital interface level of 1.544 Mbps, the Telephone Company will provide the required interface and assess the customer a Voiceband SAL, for the facility between the all-digital CDL and its serving wire center. All other appropriate charges apply in addition to the Voiceband SAL.

SAL rates for DS3 offerings vary with the level of capacity, number of services and whether the interface provided is electrical or optical.

Installation of E1/DS1/DS3 SALs is as set forth in 5.6.1(C). The applicable rates are the nonrecurring charge and monthly rate set forth per E1/DS1/DS3 SAL installed.

(This page filed under Transmittal No. 1)

Chief Financial Officer
Tekken Street, Susupe, Saipan, MP 96950

FACILITIES FOR INTERSTATE ACCESS

5 SPECIAL ACCESS (Cont'd)

5.1 General (Cont'd)

5.1.1 Rate Elements (Cont'd)

(B) Special Access Line (SAL) (Cont'd)

(1) (Cont'd)

The selection of a Terminating Option, as defined in 5.3, is required for terminating the network portion of a Special Access Line at a CDL. Terminating Options provide a clearly delineated interface which facilitates the design, isolation, and testing of the Special Access.

E1 service is provided only with an electrical interface, and is subject to the availability of suitable fiber optic facilities between the CDL and the serving wire center.

One Special Access Line charge applies per CDL at which the facility is terminated. This charge applies even if the facilities to the CDL do not transit a serving wire center; this charge also applies if the CDL and the serving wire center are co-located in a Telephone Company building.

(This page filed under Transmittal No. 1)

Chief Financial Officer
Tekken Street, Susupe, Saipan, MP 96950

FACILITIES FOR INTERSTATE ACCESS

5 SPECIAL ACCESS (Cont'd)5.1 General (Cont'd)5.1.1 Rate Elements (Cont'd)(B) Special Access Line (SAL) (Cont'd)

(2) All Special Access Lines used with a Switching Interface are:

- provided with dial pulse address signaling or Dual Tone Multifrequency (DTMF) address signaling and either loop start or ground start supervisory signaling. The type of signaling is the option of the customer.
- available as either a two-wire or four-wire Voiceband Special Access Service (i.e., 300-3000 Hz bandwidth). Each transmission path is provided at the option of the customer with transmission specifications as described in Section 7000 of the GTE Technical Interface Reference Manual.

All rules and regulations pertaining to Special Access are applicable to Special Access Lines used with a Switching Interface. Rates and Charges are found in 5.7.1 for two-wire and four-wire Voiceband Special Access Lines.

A customer may also order high capacity facilities from an end user's CDL to a Telephone Company Hub for the purpose of originating or terminating Special Access Lines used with a Switching Interface. High capacity to voice multiplexing will be required at the Hub. The customer will be required to submit an ASR for the high capacity facility and voice multiplexing. The customer will also be required to submit an ASR(s) for the individual Voiceband SALs specifying the channel facility assignment (CFA) for each service. This Hub may or may not be a WATS Serving Office. In those instances when the Hub is not a WATS Serving Office, Voiceband Special Transport is applicable as set forth in 5.1.1(A), for each individual Special Access Line used with a Switching Interface to the Telephone Company designated WATS Serving Office.

(This page filed under Transmittal No. 1)

Chief Financial Officer
Tekken Street, Susupe, Saipan, MP 96950

FACILITIES FOR INTERSTATE ACCESS

5 SPECIAL ACCESS (Cont'd)

5.1 General (Cont'd)

5.1.1 Rate Elements (Cont'd)

(C) Supplemental Features

Supplemental Features may be added to a Special Access circuit to improve its quality or utility to meet specific communications requirements. These are not necessarily identifiable with specific facilities, but rather represent the end result in terms of performance characteristics which may be obtained. These characteristics may be obtained by using various combinations of facilities. Although the facilities necessary to perform a specified function may be installed at various locations along the path of the Special Access circuit, including the CDL, it will be provided for as a single rate element.

Examples of Supplemental Features that are available include, but are not limited to, bridging and conditioning. Each Supplemental Feature is described in 5.4, and rates are set forth in 5.7.

FACILITIES FOR INTERSTATE ACCESS

5 SPECIAL ACCESS (Cont'd)5.1 General (Cont'd)5.1.1 Rate Elements (Cont'd)(D) Multiplexing Arrangements

Multiplexing provides for arrangements to convert a single higher capacity or bandwidth circuit for bulk transport to several lower capacity or bandwidth circuits. Multiplexing is only available at a Telephone Company designated Hub Wire Center arranged for multiplexing. All types of multiplexing may not be available at each Hub Wire Center. Refer to Section 5.6.6 for a description of Hub Wire Center. Descriptions for each type of multiplexing arrangements are provided in 5.5 following, and rates are set forth in 5.7 following.

(E) Special Transport Termination(1) DS1, E1 and DS3 Service

The Special Transport Termination rate element as set forth in 5.7, applies only to DS1, E1, Individual DS3 and System DS3 offerings and is in addition to the Special Transport rate element. Special Transport Termination provides the equipment and arrangements necessary to terminate the Special Transport facility at a serving wire center. One Special Transport Termination charge applies for the termination of each end of a Special Transport facility for E1, DS1 and DS3 (Individual and Systems) offerings.

In the State of Hawaii, Interisland Special Transport applies in addition to the applicable On-Island Special Transport rate elements. For Interisland DS1 service, one Interisland Special Transport Termination applies for the termination of each end of the facility between Telephone Company Hub Wire Centers on different islands. For Interisland DS3 service, the Special Transport Terminations are included with the Interisland Special Transport.

(2) Fractional T1 Service (FT1)

For Fractional T1 Service, Special Transport Termination must be ordered as Fractional Special Transport Termination in the same grouping (N x 56 Kbps or N x 64 Kbps where N = 2, 4, or 6) as the associated FT1 SALs.

(This page filed under Transmittal No. 1)

Chief Financial Officer
Tekken Street, Susupe, Saipan, MP 96950

FACILITIES FOR INTERSTATE ACCESS

5 SPECIAL ACCESS (Cont'd)5.1 General (Cont'd)5.1.2 Special Access Configurations

There are two types of facility configurations over which Special Access Services are provided – two-point and multipoint.

(A) Two-point Service

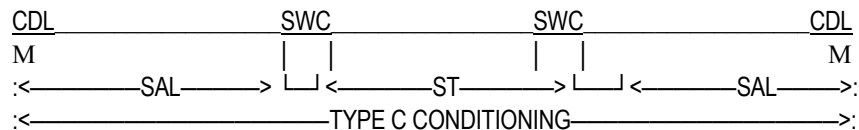
A two-point configuration is a circuit which is provided to connect two CDLs, either directly connected or through a Hub Wire Center where multiplexing functions are performed, or a CDL and a WATS Serving Office.

All Special Access offerings may be provided as a two-point configuration.

With the exception of Temporary Videoband Service, applicable rate elements are:

- Special Access Lines
- Special Transport (when applicable)
- Special Transport Termination (when applicable)
- Supplemental Features (when applicable)
- Multiplexing Arrangements (when applicable)

The following diagram depicts a typical two-point service connecting two CDLs. The service is provided with the supplemental feature of Type C Conditioning:



SAL - Special Access Line
 ST - Special Transport
 SWC - Serving Wire Center
 CDL - Customer Designated Location

Applicable rate elements are:

- Special Access Line (2 applicable)
- Special Transport (per airline mile between SWCs)
- Supplemental Feature of Type C Conditioning (2 applicable)

In addition, a Special Access Surcharge, as set forth in 5.6.8 following, and a Message Station Equipment Recovery Charge, as set forth in 5.6.9 following may be applicable.

(This page filed under Transmittal No. 1)

Chief Financial Officer
 Tekken Street, Susupe, Saipan, MP 96950

FACILITIES FOR INTERSTATE ACCESS

5 SPECIAL ACCESS (Cont'd)5.1 General (Cont'd)5.1.2 Special Access Configurations (Cont'd)(B) Multipoint Service

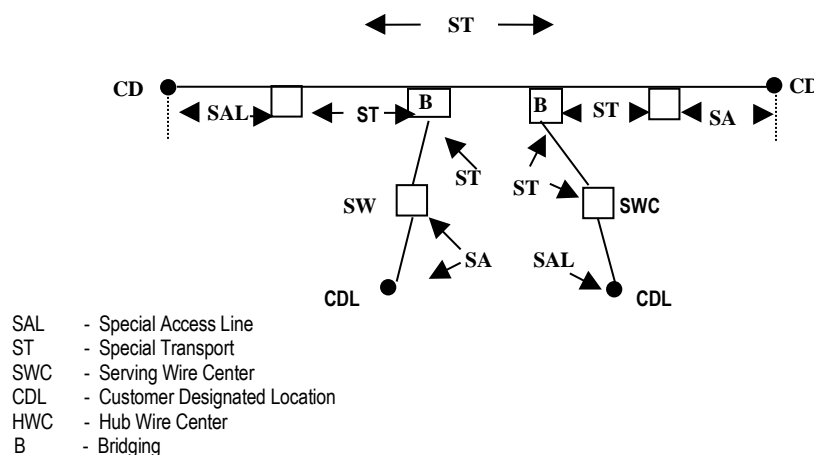
A multipoint configuration is a circuit that is provided to connect three or more CDLs through a Telephone Company Hub Wire Center.

Only Voiceband, Program Audio, Digital Data Service facilities, and Miscellaneous Services where so designated, will be provided as multipoint configurations. There is no limitation on the number of mid-links, but the use of more than three mid-links in tandem may degrade the quality of the multipoint facilities. A mid-link is defined as the Special Transport facilities between Hub Wire Centers where the circuit is bridged and/or where circuit switching devices, such as loop transfer arrangement, are located.

Multipoint service is provided in the following manner:

- (1) Special Access Line per CDL to their respective serving wire centers.
- (2) Special Transport between serving wire centers associated with the CDLs and the Hub Wire Center.
- (3) Special Transport between Hub Wire Centers.
- (4) Supplemental Features: Bridging equipment for each bridging location and other Supplemental Features when applicable.
- (5) (Reserved for Future Use)
- (6) Multiplexing Arrangements when applicable.

The following diagram depicts a multipoint service connecting four CDLs via two customer specified Hub Wire Centers:



(This page filed under Transmittal No. 1)

Chief Financial Officer
Tekken Street, Susupe, Saipan, MP 96950

FACILITIES FOR INTERSTATE ACCESS

5 SPECIAL ACCESS (Cont'd)5.1 General (Cont'd)5.1.2 Special Access Configurations (Cont'd)(B) Multipoint Service (Cont'd)

Applicable rate elements are:

- Special Access Lines (4 applicable)
- Special Transport (5 segments, per airline between SWCs and HWCs)
- Bridging (6 applicable, one per bridge port)

In addition, the Special Access Surcharge, as set forth in 5.6.9 following, and the Message Station Equipment Recovery Charge, as set forth in 5.6.10 may be applicable.

5.1.3 Special Facilities Routing

A customer may request that the facilities used to provide Special Access Service be specially routed. The regulations, rates and charges for Special Facilities Routing (i.e., Avoidance, Diversity and Cable-Only) are as set forth in Section 9 following.

5.1.4 Design Layout Report

The Telephone Company will provide to the customer the makeup of the Special Access provided under this tariff to aid the customer in designing its overall service. This information will be provided in the form of a Design Layout Report and will include the following:

Cable gauge, length and loading.

Makeup (e.g., T-Carrier, two-wire, four-wire, etc.)

Specific pair of circuit assignment at the customer designated location.

The Design Layout Report will be provided to the customer within fourteen working days from the ASR Date. Updated reports will be reissued within fourteen working days whenever facilities provided to the customer are materially changed. Both the initial and updated Design Layout Reports will be provided to the customer at no charge.

5.1.5 Acceptance Testing

At the time of installation, the following test parameters apply:

- (A) For Voiceband services, acceptance testing will include tests for loss, 3-tone slope, DC continuity, operational signaling, C-notched noise, and C-message noise.

When the Interface Arrangement provides a four-wire voice transmission facility and the point of termination provides two-wire voice transmission (i.e., there is a four-wire to two-wire conversion at the point of termination) balance tests are also included in acceptance testing. When performing installation and acceptance testing, the Telephone Company will test the access service within the LATA.

On four-wire and effective four-wire circuits where the Network Channel Terminating Equipment (NCTE) has the capability of being remotely aligned, the Telephone Company may perform acceptance testing without a Telephone Company technician at the customer's premise.

(This page filed under Transmittal No. 1)

Chief Financial Officer
Tekken Street, Susupe, Saipan, MP 96950

FACILITIES FOR INTERSTATE ACCESS

5 SPECIAL ACCESS (Cont'd)

5.1 General (Cont'd)

5.1.5 Acceptance Testing (Cont'd)

(A) (Cont'd)

If the NCTE at the customer's premise does not have the capability of being aligned remotely, the additional charges will not apply. The Telephone Company will determine the type of NCTE placed at a customer's premise.

- (B) For other analog services (i.e., Program Audio, Video, Wideband Analog and Wideband Data Services) and for digital services (i.e., Digital Data Services and High Capacity Digital Services), acceptance testing will include tests for the parameters applicable to the service as set forth in Section 7000 of the GTE Technical Interface Reference Manual for each of these services.

All test results will be made available to the customer upon request.

5.1.6 Ordering Conditions

Ordering conditions are set forth in detail in Section 3 preceding. Also included in that section, are other charges which may be associated with ordering Special Access (e.g., Service Date Change Charges, Cancellation Charges, etc.).

(A) Determination of Jurisdiction of Mixed Use Special Access Lines

When mixed interstate and intrastate Special Access Service is ordered, the jurisdiction will be determined as follows:

1. If the customer's estimate of the interstate traffic on the physically intrastate line involved constitutes 10% or less of the total traffic on that line, the line will be ordered and provided in accordance with the applicable rules and regulations of the appropriate intrastate tariff.
2. If the customer's estimate of the interstate traffic on the physically intrastate line involved constitutes more than 10% of the total traffic on that line, the line will be ordered and provided in accordance with the applicable rules and regulations of this tariff.

(This page filed under Transmittal No. 1)

Chief Financial Officer
Tekken Street, Susupe, Saipan, MP 96950

FACILITIES FOR INTERSTATE ACCESS

5 SPECIAL ACCESS (Cont'd)

5.1 General (Cont'd)

5.1.6 Ordering Conditions (Cont'd)

(A) Determination of Jurisdiction of Mixed Use Special Access Lines (Cont'd)

3. Lines in service on the effective date of this tariff certified to be jurisdictionally intrastate and having a maximum termination liability associated with them will not be assessed the termination liability. The customer must submit an ASR for each line changing jurisdiction no later than 90 days from the effective date of this tariff to have the termination liability waived.

(B) Special Access Jurisdictional Verification

If a billing dispute arises or a regulatory commission questions the customer's certification of the jurisdiction of the line the Telephone Company will ask the customer to provide the data used to determine the jurisdiction. The customer shall supply the data within 30 days of the Telephone Company's request. The customer shall keep records of system design and functions from which the jurisdiction can be ascertained and upon request of the Telephone Company make the records available for inspection as reasonably necessary for purposes of verification of the jurisdiction of the service

(This page filed under Transmittal No. 1)

Chief Financial Officer
Tekken Street, Susupe, Saipan, MP 96950

FACILITIES FOR INTERSTATE ACCESS

5 SPECIAL ACCESS (Cont'd)5.2 Description of Special Access

There are four generic types of Special Access offerings. They are:

- Program Audio
- Wideband Analog
- High Capacity Digital
- Digital Data Service

Each type has its own characteristics, and are subdivided by one or more of the following:

- Transmission specifications
- Bandwidth
- Speed (i.e., bit rate)
- Spectrum

The Special Access offerings described below are comprised of a combination of the rate elements described in 5.1.1. The following descriptions indicate the most effective use for each facility. Customer use for purposes other than those indicated is limited only to the extent that such use must not harm the network. Further, the Telephone Company does not guarantee transmission performance beyond the parameters identified in the descriptions.

The transmission performance characteristics of each Special Access offering are stated in Section 7000 of the GTE Technical Interface Reference Manual. The Telephone Company will maintain existing transmission specifications on services installed prior to the effective date of this tariff, except that existing services with performance specifications exceeding the standards in the GTE Technical Interface Reference Manual will be maintained at the performance level specified in the manual. Where transmission performance characteristics are required other than those as stated in Section 7000 of the GTE Technical Interface Reference Manual, the Telephone Company will review, and where technically feasible, will develop rates and charges for the additional costs associated with provisioning the parameters. These rates and charges will be filed on an individual case basis and will apply in addition to all other applicable rates and charges.

The customer also has the option of ordering Voiceband and analog and digital high capacity facilities to a Telephone Company Hub for multiplexing to individual channels of a lower capacity or bandwidth. Descriptions of the types of multiplexing available at the Hubs, as well as the number of individual channels which may be derived from each type of facility, are set forth in 5.5. Additionally, the customer may specify supplemental features for the individual channels derived from the facility to further tailor the channel to meet specific communications requirements. Descriptions of the supplemental features available are set forth in 5.4.

For example, a customer may order a DS3 from a CDL to a Telephone Company Hub for multiplexing to 28 DS1 channels. The DS1 channels may be further multiplexed at the same or a different Hub to Voiceband channels or may be extended to other CDLs. Optional features may be added to either the DS1 or the Voiceband channels.

(This page filed under Transmittal No. 1)

Chief Financial Officer
Tekken Street, Susupe, Saipan, MP 96950

FACILITIES FOR INTERSTATE ACCESS

5. SPECIAL ACCESS (Cont'd)5.2 Description of Special Access (Cont'd)5.2.1 Wideband Analog

These facilities are two-point and are furnished between CDLs or between a CDL and a Telephone Company designated Hub Wire Center where multiplexing is offered. The three types of Wideband Analog facilities are:

- (A) Group band facilities with a bandwidth from 60 kHz to 108 kHz for the transmission of a 12 circuit frequency division multiplexer (FDM) group.
- (B) Supergroup band facilities with a bandwidth from 312 kHz to 552 kHz for the transmission of a 60 circuit FDM supergroup.
- (C) Mastergroup band facilities with a bandwidth from 564 kHz to 3084 kHz for the transmission of a 600 circuit FDM mastergroup.

5.2.2 High Capacity Digital

These facilities are two-point and are furnished between CDLs or between a CDL and a Telephone Company designated Hub Wire Center where multiplexing is offered. A High Capacity to Voice multiplexing arrangement, as described in Section 5.5, is required at the Hub Wire Center.

- (A) DS1 facilities provide for the transmission of isochronous bipolar serial data at a rate of 1.544 Mbps.
- (B) DS1C facilities provide for the transmission of isochronous bipolar serial data at a rate of 3.152 Mbps.
- (C) FT1 facilities are furnished for the transmission of isochronous bipolar serial data and are available at transmission rate groupings of N x 56 Kbps or N x 64 Kbps where N equals 2, 4, or 6. FT1 channels are contiguous within the network and can be used to create a wideband circuit using customer provided equipment. When N x 64 FT1 is ordered in conjunction with DS1 service for multiplexing purposes, the DS1 must have Clear Channel Capability. FT1 Service at a rate of N x 64 Kbps will only be provided where Clear Channel Capability is available in the network. Where Clear Channel Capability is not available, N x 56 Kbps service can be provided in lieu of N x 64 Kbps.

(This page filed under Transmittal No. 1)

Chief Financial Officer
Tekken Street, Susupe, Saipan, MP 96950

FACILITIES FOR INTERSTATE ACCESS

5 SPECIAL ACCESS (Cont'd)

5.2 Description of Special Access (Cont'd)

5.2.2 High Capacity Digital (Cont'd)

- (D) DS3 facilities provide for the transmission of isochronous bipolar serial data at a rate of 44.736 Mbps. The Telephone Company will provide either an interface with Telephone Company electronics (electrical) or without Telephone Company electronics (optical) at the option of the customer. Ordering conditions are set forth in 3.1.1(F).
- (E) DS3C facilities provide for the transmission of isochronous bipolar serial data at a rate of 89.472 Mbps. The Telephone Company will provide an optical interface with this service unless the service is provided via microwave, in which case an electro-magnetic interface is provided, or unless the customer requests an electrical interface. Ordering conditions are set forth in 3.1.1(F).
- (F) E1 facilities provide for the transmission of isochronous bipolar serial data at a rate of 2.048 Mbps. E1 facilities are only provided with an electrical interface.

5.2.3 Digital Data Service

Facilities for Digital Data Service are furnished for the simultaneous two-way transmission of synchronous data and are available at transmission speeds of: 2.4 Kbps, 4.8 Kbps, 9.6 Kbps, 19.2 Kbps, 56 Kbps or 64 Kbps. Digital Data facilities may be provided on a two-point or multipoint basis.

(This page filed under Transmittal No. 1)

Chief Financial Officer
Tekken Street, Susupe, Saipan, MP 96950

FACILITIES FOR INTERSTATE ACCESS

5 SPECIAL ACCESS (Cont'd)5.2 Description of Special Access (Cont'd)5.2.4 Bonded Digital Link Service(A) Service Description

Bonded Digital Link Service provides connecting channels for the transmission of voice or data between an end user's local exchange service terminating at a digital cross connect facility and special access service provided by the Telephone Company within the same wire center or at another wire center within the same LATA.

Bonded Digital Link Service is comprised of Intra-office channels (channels within a single wire center) or Inter-office channels (channels between two wire centers) connecting the wire centers of the locations involved. The minimum transmission rate for the service is 64 kbps in a DS0 channel. The Telephone Company will provide for the transmission of DS0 channels within a DS1 signal of the customer's (the end user) associated local exchange service from the digital cross connect facility in the customer's serving wire center to a 64 kbps channel of a customer's DS1 to Digital central office multiplexing arrangement within the same wire center or in a different wire center. The total number of DS0s on a Bonded Digital Link Service channel may not exceed the total capacity of the DS1 or equivalent service to which it is connected.

At the customer's option, the Telephone Company will bond contiguous DS0 channels in order to provide higher data rates. The following data rates are available:

- 64 kbps; 1 DS0 equivalent channel
- 128 kbps; 2 DS0 equivalent channel
- 256 kbps; 4 bonded equivalent DS0s
- 384kbps; 6 bonded equivalent DS0s
- 512 kbps; 8 bonded equivalent DS0s
- 768 kbps; 12 bonded equivalent DS0s

For the transmission of the Bonded Digital Link channels, the Telephone Company assumes responsibility for the routing of the customer's DS0 and bonded DS0 circuits over the Telephone Company's interoffice network in order to maximize network efficiencies and to optimize economic efficiencies.

(This page filed under Transmittal No. 1)

Chief Financial Officer
Tekken Street, Susupe, Saipan, MP 96950

FACILITIES FOR INTERSTATE ACCESS

5 SPECIAL ACCESS (Cont'd)

5.2 Description of Special Access (Cont'd)

5.2.4 Bonded Digital Link Service (Cont'd)

(B) Terms and Conditions

- (1) Bonded Digital Link Service is available within or between wire centers where suitable digital cross-connect technology exists to perform DS1 to DS0 multiplexing functions. Those locations (wire centers) are set forth in NATIONAL EXCHANGE CARRIER ASSOCIATION, INC. TARIFF F.C.C. NO. 4.
- (2) The service may only be used for connection from a wire center with a digital hubbing arrangement to a DS1 special access service capable of assignment to compatible DS0 channels. The customer or its authorized representatives must designate the DS0 channels on the special access service connected to this service. Data rates above 64 kbps require contiguous DS0 channel assignments. Connection to services other than special access service is prohibited.
- (3) Bonded Digital Link Service is provided with a one-year minimum service period. If service is disconnected prior to satisfying the minimum service period (i.e., within the first twelve months), minimum period charges apply. The minimum one-year period and minimum period charges do not apply if the rates have increased during the one-year period. The minimum period charge is equal to 100 % of the monthly rate from the date of disconnection through the balance of the first twelve months of service.
- (4) This service is used for connectivity within or between wire centers. The rates and charges for Bonded Digital Link Service apply as a flat rate per DS0 equivalent channel.
- (5) Credit for an interruption of Bonded Digital Link Service is subject to the basic credit allowance set forth for Special Access services as set forth in Section 2.4.4 preceding.
- (6) Bonded Digital Link Service is provided according to service date intervals as set forth in Section 3.2.1 preceding.
- (7) The rates and charges for Bonded Digital Link Service apply per DS0 equivalent channel (64 kbps). The customer is assessed either an Intra-office or an Inter-office Channel Charge for each DS0. Rates and charges are set forth in 5.7.1.1 following.

(This page filed under Transmittal No. 1)

Chief Financial Officer
Tekken Street, Susupe, Saipan, MP 96950

FACILITIES FOR INTERSTATE ACCESS

5 SPECIAL ACCESS (Cont'd)

5.3 Description of Terminating Options

Terminating Options provide a clearly delineated interface between Telephone Company and customer facilities at the point of termination at the CDL. Terminating Options facilitate the design, isolation, and testing of the Special Access. The description of each Terminating Option defines the most effective use of the Terminating Option. The technical parameters of each type of associated interface are set forth in Section 7000 of the GTE Technical Interface Reference Manual. Although a customer is not restricted from alternate applications, except where such application is harmful to the network, the Telephone Company cannot guarantee technical performance for other than the applications stated below. Terminating Options are nonchargeable.

(This page filed under Transmittal No. 1)

Chief Financial Officer
Tekken Street, Susupe, Saipan, MP 96950

FACILITIES FOR INTERSTATE ACCESS

5 SPECIAL ACCESS (Cont'd)

5.3 Description of Terminating Options (Cont'd)

5.3.1 High Capacity Digital

(A) High Capacity Digital DS1

Provides a High Capacity Digital DS1 Special Access interface for use in providing simultaneous two-way transmission of isochronous bipolar serial data signals at the rate of 1.544 Mbps.

(B) High Capacity Digital DS1C

Provides a High Capacity Digital DS1C Special Access interface for use in providing simultaneous two-way transmission of isochronous bipolar serial data signals at the rate of 3.152 Mbps.

(C) Fractional T1 Service

Provides a DS1 Special Access interface for use in providing simultaneous two-way transmission of isochronous bipolar serial data signals and is limited to groupings of N x 56 Kbps or N X 64 Kbps where N equals 2, 4, or 6.

(D) High Capacity Digital DS3

Provides a High Capacity Digital DS3 Special Access interface for use in providing simultaneous two-way transmission of isochronous bipolar serial data signals at the rate of 44.736 Mbps. The Telephone Company will provide either an interface with Telephone Company electronics (electrical) or an interface without Telephone Company electronics (optical) as specified by the customer. Ordering conditions are set forth in 3.1.1(F).

(E) High Capacity Digital DS3C

Provides a High Capacity Digital DS3C Special Access interface for use in providing simultaneous two-way transmission of isochronous bipolar serial data signals at the rate of 89.472 Mbps. The Telephone Company will provide an optical interface with this service unless the service is provided via microwave, in which case, an electromagnetic interface is provided, or unless the customer requests an electrical interface. Ordering conditions are set forth in 3.1.1(F).

(This page filed under Transmittal No. 1)

Chief Financial Officer
Tekken Street, Susupe, Saipan, MP 96950

FACILITIES FOR INTERSTATE ACCESS

5 SPECIAL ACCESS (Cont'd)5.3 Description of Terminating Options (Cont'd)5.3.1 High Capacity Digital (Cont'd)(F) High Capacity Digital E1

Provides a High Capacity Digital E1 Special Access interface for use in providing simultaneous two-way transmission of isochronous bipolar serial data signals at the rate of 2.048 Mbps and is only provided with an electrical interface. Before confirming the ASR for E1 service, the Telephone Company will verify the availability of fiber optic facilities at the CDL. Where suitable fiber optic facilities do not exist, customers may request the Telephone Company to provide such facilities in accordance with the Special Construction provisions in Section 10 of this tariff.

5.3.2 Digital Data Service (DDS)

Provides DDS Special Access interface for use in providing simultaneous two-way transmission of sequential bipolar data signals at transmission speeds of 2.4 Kbps, 4.8 Kbps, 9.6 Kbps, 19.2 Kbps, 56 Kbps or 64 Kbps.

5.4 Description of Supplemental Features

Supplemental Features are items which can be added to a Special Access service to provide enhanced capabilities or improve its utility. References to specific uses or Special Access types indicate the most effective use for each Supplemental Feature. Customer use for other purposes or with other Special Access types is limited only to the extent that such use must not harm the network. Further, the Telephone Company does not guarantee functional operation of Supplemental Features for these alternate applications.

Listed below are the Supplemental Features that are offered under this tariff.

5.4.1 Bridging

Bridging is the function of connecting three or more CDLs in a multipoint arrangement. Listed below are those bridging services offered under this tariff.

(A) MultiPoint Data Bridging

This feature provides the capability to derive a multipoint data circuit from a single facility and is normally provided on Voiceband facilities provided for transmission of data signals. This function is provided on a per port basis. Polled multipoint data circuits are a typical application of this feature.

(This page filed under Transmittal No. 1)

Chief Financial Officer
Tekken Street, Susupe, Saipan, MP 96950

FACILITIES FOR INTERSTATE ACCESS

5 SPECIAL ACCESS (Cont'd)

5.4 Description of Supplemental Features (Cont'd)

5.4.1 Bridging (Cont'd)

(B) Alarm Distribution Bridging

Provides polling type bridging capabilities, band splitting filters and conversion of four-wire common terminations up to a capacity of 40 two-wire terminations. This function is offered as two tariff elements. The first element provides all shelving and common equipment for a capacity of 40 two-wire terminations. The second element provides a two-wire port. One common equipment rate element will apply to accommodate up to 40 two-wire terminations. One two-wire port charge will apply to each two-wire Special Access Line terminated in the bridge.

(C) DDS Bridging

Provides for a multi-junction unit (MJU) arrangement to bridge 2.4 kbps, 4.8 kbps, 9.6 kbps, 19.2 kbps, 56 or 64 kbps DDS facilities. Different speeds cannot be mixed on the same bridge. This function is provided on a per port basis.

(This page filed under Transmittal No. 1)

Chief Financial Officer
Tekken Street, Susupe, Saipan, MP 96950

FACILITIES FOR INTERSTATE ACCESS

5 SPECIAL ACCESS (Cont'd)

5.4 Description of Supplemental Features (Cont'd)

5.4.2 Automatic Protection Switch

Consists of special switching equipment placed at both ends of a duplicate DS1 facility (i.e., DS1, High Capacity Circuit) for automatic switching to the duplicate (standby) facility in the event the active facility is inoperative.

Duplicate facilities may terminate at a serving wire center, a CDL or both. The option provided under this tariff only includes the APS(s) located at a serving wire center(s). When the duplicate facility terminates at a CDL, the customer will be responsible for providing the associated APS and ensuring it is compatible with the Telephone Company provided switch if appropriate.

The duplicate facilities are not a part of this supplemental feature.

5.4.3 Digital Data Service Secondary Channel

This feature is offered on an optional basis to customers of Digital Data Service. It is a separate, slower speed digital channel that operates in parallel with the companion Digital Data Service primary channel. The secondary channel allows for remote control and testing of the network and peripheral devices without taking the network out of service and without lowering the speed of the primary Digital Data Service channel. This feature is not available with 19.2 Kbps or 64 Kbps Digital Data Service.

The provisioning of this option to existing Digital Data Service requires the discontinuance of the existing Digital Data Service and the establishment of new Digital Data Service for both ends of a two-point circuit and all ends of a multi-point circuit. The nonrecurring charges associated with the installation of Digital Data Service will apply.

FACILITIES FOR INTERSTATE ACCESS

5 SPECIAL ACCESS (Cont'd)5.5 Description of Multiplexing Arrangements

Multiplexing Arrangements provide the function to convert a single higher capacity or bandwidth circuit for bulk transport to several lower capacity or bandwidth circuits. Cascading multiplexing occurs when a high capacity analog or digital channel is de-multiplexed to provide channels with a lesser capacity and one of the lesser capacity channels is further de-multiplexed. For example, a DS1C may be de-multiplexed to two DS1 facilities and then the DS1 facilities may be further de-multiplexed to 24 Voiceband channels.

When cascading multiplexing is performed in the same or different Hub Wire Center, a charge for the additional multiplexing unit will also apply. When cascading multiplexing is performed at a different Hub Wire Center, Special Transport will also apply between the involved Hub Wire Centers.

Listed below are the multiplexing arrangements offered under this tariff.

(A) Supergroup to Group

An arrangement that multiplexes five wideband analog group band circuits to a single wideband analog supergroup band circuit, or multiplexes a single wideband analog supergroup band circuit to five wideband analog group band circuits.

(B) Mastergroup to Supergroup

An arrangement that multiplexes ten wideband analog supergroup band circuits to a single wideband analog mastergroup band circuit, or multiplexes a single wideband analog mastergroup band circuit to ten wideband analog supergroup band circuits.

(C) DS1C to DS1

An arrangement that multiplexes two DS1 digital circuits to a single DS1C digital circuit at a rate of 3.152 Mbps, or multiplexes a single DS1C digital circuit at a rate of 3.152 Mbps to two DS1 digital circuits.

(D) DS3 to DS1 and/or E1

An arrangement that multiplexes twenty-eight DS1 digital circuits to a single DS3 digital circuit at a rate of 44.736 Mbps, or multiplexes a single DS3 digital circuit at a rate of 44.736 Mbps to twenty-eight DS1 digital circuits.

In addition, where E1 service is available, this arrangement is capable of multiplexing:

- (1) twenty-one E1 digital circuits
- (2) four DS1 and eighteen E1 digital circuits
- (3) eight DS1 and fifteen E1 digital circuits
- (4) twelve DS1 and twelve E1 digital circuits
- (5) sixteen DS1 and nine E1 digital circuits
- (6) twenty DS1 and six E1 digital circuits
- (7) twenty-four DS1 and three E1 digital circuits

to a single DS3 digital circuit at a rate of 44.736 Mbps, or a single DS3 digital circuit at a rate of 44.736 Mbps to one of the combinations set forth in (1) through (7) above.

(This page filed under Transmittal No. 1)

Chief Financial Officer
Tekken Street, Susupe, Saipan, MP 96950

FACILITIES FOR INTERSTATE ACCESS

5 SPECIAL ACCESS (Cont'd)

5.5 Description of Multiplexing Arrangements (Cont'd)

(E) DS3C to DS1

An arrangement that multiplexes fifty-six DS1 digital circuits to a single DS3C digital circuit at a rate of 89.472 Mbps, or multiplexes a single DS3C digital circuit at a rate of 89.472 Mbps to fifty-six DS1 digital circuits.

(F) Group to DS1

An arrangement that multiplexes two wideband analog groupband circuits to a single DS1 digital circuit at a rate of 1.544 Mbps, or multiplexes a single DS1 digital circuit at a rate of 1.544 Mbps to two wideband analog groupband circuits.

(G) Digital Data Carrier Multiplexer

An arrangement that multiplexes a single DS1 1.544 Mbps digital circuit to twenty-three DSO digital ports for connection to either a subrate data multiplexer as described in 5.5(H) following or 56 Kbps digital circuits.

(H) Digital Data Subrate Multiplexer

Used with cascading multiplexing, the Digital Data Subrate Multiplexer is an arrangement that multiplexes the following quantities of subrate digital data circuits into a single DSO digital port: 1) twenty 2.4 Kbps, 2) ten 4.8 Kbps or 3) five 9.6 Kbps. In turn, the DSO digital port is then multiplexed to a single DS1 digital circuit using the Digital Data Carrier Multiplexer described in 5.5(G) preceding.

FACILITIES FOR INTERSTATE ACCESS

5 SPECIAL ACCESS (Cont'd)

5.6 Rate Regulations

This section contains specific regulations governing the rates and charges that apply for Special Access Service.

5.6.1 Types of Rates and Charges

There are five types of rates and charges. These are monthly rates, weekly rates, daily rates, time sensitive rates and nonrecurring charges. The rates and charges are described as follows:

(A) Monthly Rates

Monthly rates are recurring charges that apply each month or fraction thereof that a Special Access Service is provided. For billing purposes, each month is considered to have 30 days.

(B) Daily Rates

Daily rates are recurring charges that apply to each 24 hour period or fraction thereof that a part-time Program Audio Service is provided. When part-time Program Audio service is provided for ten or more consecutive days it will be treated as a full-time service and monthly rates will apply. In no event will the charges for continuous part-time Program Audio service exceed the amount that would be charged in the same billing time period for full-time service.

(This page filed under Transmittal No. 1)

Chief Financial Officer
Tekken Street, Susupe, Saipan, MP 96950

FACILITIES FOR INTERSTATE ACCESS

5 SPECIAL ACCESS (Cont'd)5.6 Rate Regulations (Cont'd)5.6.1 Types of Rates and Charges (Cont'd)(C) Nonrecurring Charges

Nonrecurring charges are one-time charges that apply for specific work activity, (i.e., installation of service or change to an existing service). The types of nonrecurring charges that apply for Special Access Service are those listed below.

(1) Design Change Charge

The customer may request a design change to the service ordered. A design change is any change to a pending ASR for Special Access Service which requires engineering review. Design changes include such things as the addition or deletion of supplemental features or changes in the terminating options. Design changes do not include a change of IC CDL or end user premises when its serving wire center changes or Special Access service type. Changes of this nature will require the issuance of a new ASR and the cancellation of the original ASR. The cancellation charges apply as set forth in 3.2.6 preceding.

The Telephone Company will review the requested change, notify the customer whether the change can be accommodated and specify if a new service date is required. If the customer authorizes the Telephone Company to proceed with the design change, a Design Change Charge will apply.

If a change of service date is required, the Service Date Change Charge as set forth in Section 3 preceding will also apply.

(2) Installation of Supplemental Features and Multiplexing Arrangements

Nonrecurring charges apply for the installation of some supplemental features and multiplexing arrangements available with Special Access service. The charge applies whether the feature or multiplexing arrangement is installed coincident with the initial installation of service or at any time subsequent to the installation of service.

For additions of supplemental features without an NRC, a charge equal to a SAL NRC will apply. Only one such charge per service, per order will apply.

(This page filed under Transmittal No. 1)

Chief Financial Officer
Tekken Street, Susupe, Saipan, MP 96950

FACILITIES FOR INTERSTATE ACCESS

5 SPECIAL ACCESS (Cont'd)

5.6 Rate Regulations (Cont'd)

5.6.1 Types of Rates and Charges (Cont'd)

(C) Nonrecurring Charges (Cont'd)

(3) Installation of FT1, DS3, E1 and DS1 Special Access Lines

(a) Fractional T1 Standard Arrangements

Customers subscribing to Fractional T1 service will be assessed a nonrecurring charge. The NRC for Fractional T1 service will be assessed per SAL.

(b) Fractional T1 Optional Payment Plan (OPP) Arrangements

Customers subscribing to the Fractional T1 OPP arrangements will not be assessed a nonrecurring charge.

The Regulations in Section 5.6.1(C) will apply to FT1 OPP customers when required for changes and other service rearrangements.

(c) DS3 Arrangements

There are two levels of charges for the installation of 3 System DS3 and Unlimited System DS3 SALs. The "First System" charge is assessed for the first DS3 SAL ordered by a customer. When the same customer requests additional DS3 SALs, to be installed between the same locations, the "Additional System" charge will apply for each SAL ordered (maximum of two Additional System SALs in a 3 System DS3 and no maximum in an Unlimited System DS3).

For Individual DS3s, the charge for installation will apply at the same rate per DS3 SAL, and for Group System DS3s*, the charge applies per Group System* SAL.

(This page filed under Transmittal No. 1)

Chief Financial Officer
Tekken Street, Susupe, Saipan, MP 96950

FACILITIES FOR INTERSTATE ACCESS

5 SPECIAL ACCESS (Cont'd)

5.6 Rate Regulations (Cont'd)

5.6.1 Types of Rates and Charges (Cont'd)

(C) Nonrecurring Charges (Cont'd)

(3) Installation of DS1, FT1, DS3 and E1 Special Access Lines (Cont'd)

(d) E1 Arrangements

Customers subscribing to E1 service will be assessed a nonrecurring charge and monthly rates. Suitable fiber optic facilities must be available at the CDL with no physical change in the existing configuration at the CDL. If this condition is not met, the customer will be advised that the ASR will not be processed. The customer may then cancel the ASR without charge, or may request the Telephone Company to provide such facilities in accordance with the Special Construction provisions in Section 10 of this tariff.

(e) DS1 Standard Arrangements

Customers subscribing to DS1 Standard Arrangements, at rates set forth in 5.7.2, will be assessed a nonrecurring charge. The NRC for DS1 Standard Arrangements will be assessed per SAL.

The regulations in Section 5.6.1(C) will apply to existing DS1 Standard Arrangements customers when required for changes and other service arrangements.

(This page filed under Transmittal No. 1)

Chief Financial Officer
Tekken Street, Susupe, Saipan, MP 96950

Issued: August 4, 2006

FACILITIES FOR INTERSTATE ACCESS

5 SPECIAL ACCESS (Cont'd)5.6 Rate Regulations (Cont'd)5.6.1 Types of Rates and Charges (Cont'd)(C) Nonrecurring Charges (Cont'd)(4) Installation of Digital Data Service Special Access Lines

The nonrecurring charge associated with the installation of DDS SAL facilities and the provisioning of the customer specified transmission speed of 2.4, 4.8, 9.6, 19.2, 56 or 64 Kbps is specified in Section 5.7.1(A). Customers initially subscribing to DDS will be assessed a nonrecurring charge. Customers converting from the DDS Standard Arrangement to the DDS OPP Arrangement will not be assessed a nonrecurring charge.

(C)***
|
|
(C)(5) Service Rearrangements

Service rearrangements are changes to existing (installed) services which may be administrative only in nature or involve an actual physical change to the service. Changes to pending orders are in 3.2.2.

Changes in the type of service will be treated as a discontinuance of the service and an installation of a new service.

Changes in the physical location of the point of termination are treated as moves which are described and charged for as in 5.6.4.

Administrative changes will be made without charge(s) to the customer.

Administrative changes are as follows:

- Change in name or ownership or transfer of responsibility from one customer to another, provided there is no interruption of use or relocation of Special Access service.
- Change of customer or customer's end user premises address when the change of address is not a result of a physical relocation of equipment,
- Change in billing data (name, address, or contact name or telephone number),
- Change of customer circuit identification,
- Change of billing account number,
- Change of customer test line number,
- Change of customer or customer's end user contact name or telephone
- Change of billing account number,
- Change of customer test line number,
- Change of customer or customer's end user contact name or telephone number,
- Change of agency authorization, and
- Change in jurisdiction involving no physical changes to the service.

(This page filed under Transmittal No. 5)

Chief Financial Officer
Tekken Street, Susupe, Saipan, MP 96950

FACILITIES FOR INTERSTATE ACCESS

5 SPECIAL ACCESS (Cont'd)5.6 Rate Regulations (Cont'd)5.6.1 Types of Rates and Charges (Cont'd)(C) Nonrecurring Charges (Cont'd)(5) Service Rearrangements (Cont'd)

All other service rearrangements will be charged for as follows:

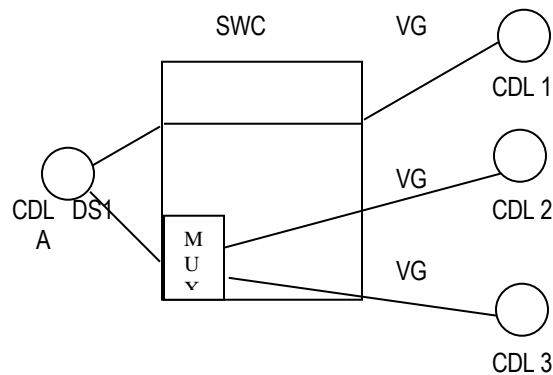
- If the change involves the addition of another termination to an existing two-point or multipoint service, installation charges for each location added will apply.
- If the change involves the addition of supplemental feature or multiplexing arrangement, the installation charge associated with the supplemental feature or multiplexing arrangement will apply. When the supplemental feature or arrangement has no associated nonrecurring charge (or rated at \$.00), one SAL nonrecurring charge for the type of service involved (i.e., DDS SAL, etc.) will be applied to the order.
- If the change involves only changing the type of network interface, with no change in facility, the installation charge associated with each service receiving a network interface change will apply.
- If the change involves changing a two-wire service to a four-wire service or vice versa, the installation charge for each location changed will apply.
- If the change involves only rollovers or grooming, then no charges will apply. A rollover is the retermination of a segment of a lower capacity special access service onto a higher capacity special access service. The rollover must occur in the wire center where the higher capacity service is multiplexed with no other changes to the lower capacity service being reterminated (i.e., the segment must not require rerouting to connect to the multiplexer of the higher capacity service).

Grooming is the retermination of a lower capacity special access service from one channel in a higher capacity special access service to another channel in the same higher capacity service or to another channel in another higher capacity special access service (i.e., change in connecting facility assignment) in the same wire center, with no other changes to the lower capacity service.

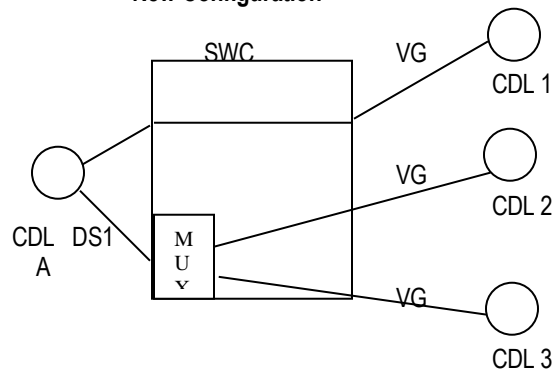
(This page filed under Transmittal No. 1)

Chief Financial Officer
Tekken Street, Susupe, Saipan, MP 96950

FACILITIES FOR INTERSTATE ACCESS

5 SPECIAL ACCESS (Cont'd)5.6 Rate Regulations (Cont'd)5.6.1 Types of Rates and Charges (Cont'd)(C) Nonrecurring Charges (Cont'd)(5) Service Rearrangements (Cont'd)**ROLLOVER – EXAMPLE 1**
Current Configuration

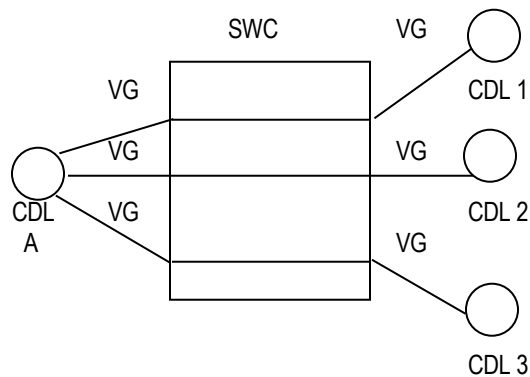
The customer requests that the voiceband circuit (VG) between CDL A and CDL 1 be "rolled over" to the DS1 serving CDL A. No NRCs apply for this request.

ROLLOVER – EXAMPLE 1
New Configuration

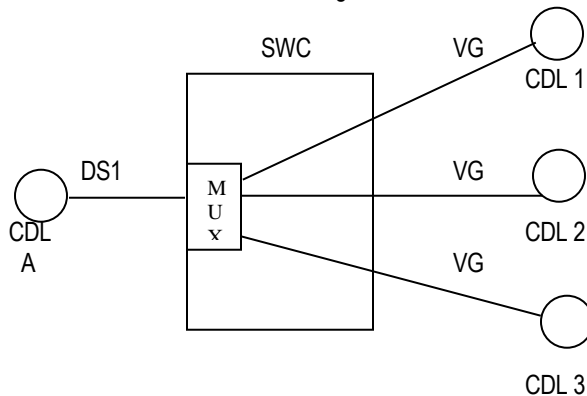
(This page filed under Transmittal No. 1)

Chief Financial Officer
Tekken Street, Susupe, Saipan, MP 96950

FACILITIES FOR INTERSTATE ACCESS

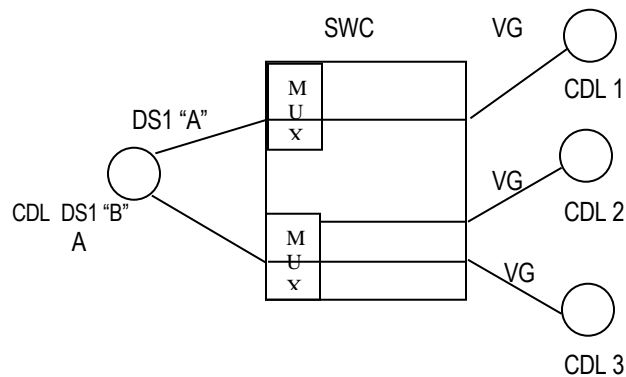
5 SPECIAL ACCESS (Cont'd)5.6 Rate Regulations (Cont'd)5.6.1 Types of Rates and Charges (Cont'd)(C) Nonrecurring Charges (Cont'd)(5) Service Rearrangements (Cont'd)**ROLLOVER – EXAMPLE 2**
Current Configuration

The customer requests the installation of a DS1 between the serving wire center (SWC) and CDL A and a DS1/voice multiplexer in the SWC. The customer also requests that the voiceband circuits serving CDLs 1, 2 and 3 be “rolled over” to the new DS1. All NRCs apply for the installation of the DS1 and multiplexer. No NRCs apply for the voiceband rollovers to the new high capacity circuit.

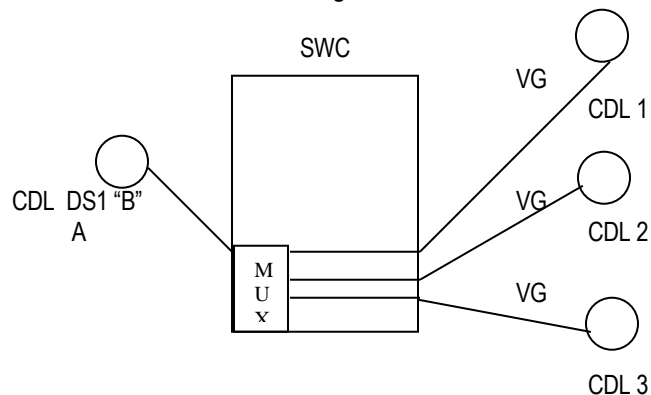
ROLLOVER – EXAMPLE 2
New Configuration

(This page filed under Transmittal No. 1)

FACILITIES FOR INTERSTATE ACCESS

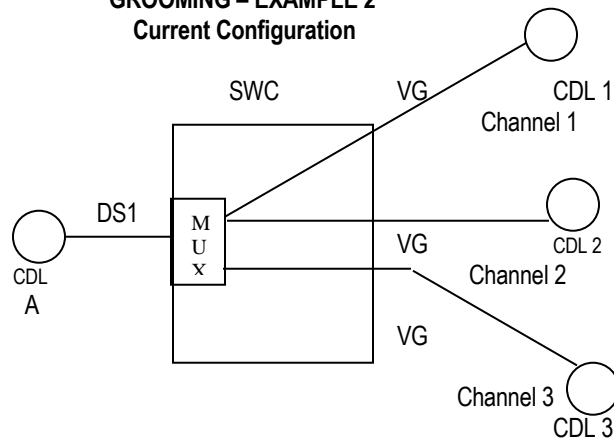
5 SPECIAL ACCESS (Cont'd)5.6 Rate Regulations (Cont'd)5.6.1 Types of Rates and Charges (Cont'd)(C) Nonrecurring Charges (Cont'd)(5) Service Rearrangements (Cont'd)**GROOMING – EXAMPLE 1**
Current Configuration

The customer requests that the voiceband (VG) circuit serving CDL 1 be moved from the DS1 "A" circuit to the DS1 "B" circuit. No NRCs apply for this request.

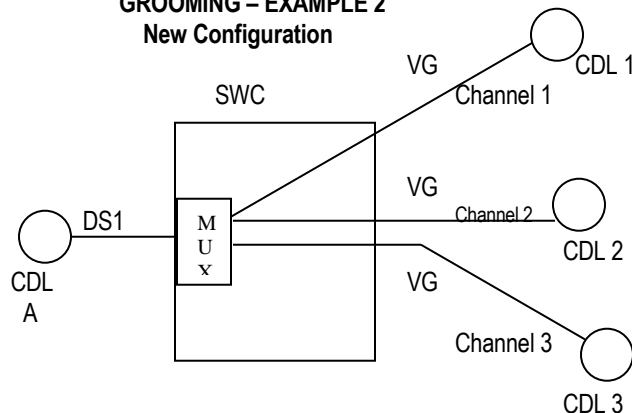
GROOMING – EXAMPLE 1
New Configuration

(This page filed under Transmittal No. 1)

FACILITIES FOR INTERSTATE ACCESS

5 SPECIAL ACCESS (Cont'd)5.6 Rate Regulations (Cont'd)5.6.1 Types of Rates and Charges (Cont'd)(C) Nonrecurring Charges (Cont'd)(5) Service Rearrangements (Cont'd)**GROOMING – EXAMPLE 2**
Current Configuration

The customer requests that the voiceband circuit serving CDL 3 be moved from channel 20 in the DS1 serving CDL A to Channel 3 in the same DS1. No NRCs apply for this request.

GROOMING – EXAMPLE 2
New Configuration

- If the change involves reterminations other than Rollovers and/or Grooming, all NRCs associated with the installation of the lower capacity service will apply.
- In cases where multiple service rearrangements or an additional termination or a move and a service rearrangement are requested on a single ASR, the total charge will never exceed the full nonrecurring charge for the basic service.

(This page filed under Transmittal No. 1)

Chief Financial Officer
Tekken Street, Susupe, Saipan, MP 96950

FACILITIES FOR INTERSTATE ACCESS

5 SPECIAL ACCESS (Cont'd)5.6 Rate Regulations (Cont'd)5.6.2 Minimum Periods

Special Access is provided for a specified minimum period. Minimum periods and minimum period charges are described in Section 3 preceding.

5.6.3 Mileage Measurement

The mileage to be used to determine the monthly rate for the Special Transport is calculated on the airline distance between the serving wire centers involved (i.e., CDL serving wire center or Hub Wire Center or WATS Serving Office). Where the calculated miles include a fraction, the value is always rounded up to the next full mile. Where the calculated value is zero, no Special Transport mileage is charged.

When there is a Hub Wire Center involved, the Special Transport mileage will be measured from the Hub Wire Center to the serving wire centers of each of the CDLs connected to the hubbed facilities. Mileage is computed for each section and rates are applied accordingly. However, when a Special Access facility is routed through a Hub Wire Center for purposes other than customer specified such as bridging or multiplexing (e.g. the Telephone Company chooses to so route for test access purposes), rates will be applied only to the distance calculated between the wire centers serving the CDLs.

The rates for the mileage are applied per airline mile. The serving wire center V&H coordinates and the method of calculation are specified in the NECA Tariff FCC No. 4.

5.6.4 Moves

A move involves a change in the physical location of the point of termination of Special Access. A move normally involves an interruption of Special Access for the period required to complete the move. No credit allowance will be granted for that period. Special Construction as set forth in Section 10 may also be applicable at the different CDL.

A customer may request that Special Access not be interrupted during a move. To comply with that request, it may be necessary to install a duplicate Special Access, and subsequently discontinue the existing Special Access. Charges, monthly and nonrecurring, will apply for the duplicate Special Access. A new minimum period will be established for the duplicate portion of the Special Access, depending on which end of the Special Access is moved. The customer will remain responsible for all minimum period charges associated with the corresponding portion of the disconnected Special Access.

The charge for the move depends on whether the move is within the same CDL or to a different CDL.

(A) Same CDL

When the move of a termination of FIA, as defined in Section 2.1.5, for special access is to a new point within the same CDL (same address and/or same building), the charge for the move will be the installation charge for the portion of the service being reterminated. There will be no change in the minimum period requirements. For services subject to payment plan regulations, the same payment period will remain in force.

(This page filed under Transmittal No. 1)

Chief Financial Officer
Tekken Street, Susupe, Saipan, MP 96950

FACILITIES FOR INTERSTATE ACCESS

5 SPECIAL ACCESS (Cont'd)5.6 Rate Regulations (Cont'd)5.6.4 Moves (Cont'd)(B) Different CDL

- (1) When the move is to a different CDL (different address and different building), except as specified below, it will be treated as a disconnect and an installation of service. The appropriate service installation charge for the service termination(s) affected will apply. A new minimum period will be established for the installed Special Access Service. The customer will remain responsible for all minimum period charges associated with the disconnected Special Access Service. For services subject to payment plan regulations, a new payment plan will be established and full assessment of the remaining liabilities will be applicable.
- (2) When the move is to a different CDL but served by the same serving wire center, the following conditions apply:
 - A change ASR will be required.
 - The appropriate service installation charge for the service termination(s) affected will apply.
 - For Special Access services subject to payment plan regulations, if the customer of record remains the same with no lapse in service, the appropriate NRCs for changes will apply. Otherwise, the move will be treated as a disconnect and an installation of service and all appropriate NRCs and full assessment of the remaining liabilities will be applicable.

5.6.5 Rates and Charges on an Individual Case Basis

- (A) The monthly rates and nonrecurring charges for the following service offerings will be developed on an Individual Case Basis:
 - Wideband Analog - Group Band Facilities
 - Wideband Analog - Supergroup Band Facilities
 - Wideband Analog - Mastergroup Band Facilities
 - High Capacity Digital DS1C (3.152 Mbps) Special Access Lines
 - High Capacity Digital DS1C (3.152 Mbps) Special Transport
 - High Capacity Digital DS3C (89.472 Mbps) Facilities
- (B) The monthly rates and nonrecurring charges for the following Multiplexing Arrangements will be developed on an Individual Case Basis:
 - Supergroup to Group
 - Mastergroup to Supergroup
 - DS1C to DS1
 - DS3C to DS1
 - Group to DS1

(This page filed under Transmittal No. 1)

Chief Financial Officer
Tekken Street, Susupe, Saipan, MP 96950

FACILITIES FOR INTERSTATE ACCESS

5 SPECIAL ACCESS (Cont'd)

5.6 Rate Regulations (Cont'd)

5.6.5 Rates and Charges on an Individual Case Basis (Cont'd)

- (C) The monthly rates and nonrecurring charges for the following Supplemental Features will be developed on an Individual Case Basis:

Dataphone Select-a-Station Bridging Common Equipment - Addressable.

Dataphone Select-a-station Bridging - Each Four-Wire Port.

(This page filed under Transmittal No. 1)

Chief Financial Officer
Tekken Street, Susupe, Saipan, MP 96950

FACILITIES FOR INTERSTATE ACCESS

5 SPECIAL ACCESS (Cont'd)5.6 Rate Regulations (Cont'd)5.6.6 Hub Wire Centers

A Hub Wire Center is a Telephone Company designated serving wire center at which bridging or multiplexing arrangements are provided. Bridging is used to connect three or more CDLs in a multipoint arrangement. The multiplexing arrangements channelize analog or digital facilities to individual services requiring a lower capacity or bandwidth.

Although Hub Wire Centers are defined as serving wire centers at which bridging or multiplexing arrangements are performed, they are not limited to providing these functions and may provide any other types of Special Access services offered in this tariff. For example, the Telephone Company will designate certain Hub Wire Centers for Program Audio service offerings and the termination of Group System DS3* Special Transport.

The Telephone Company will designate the Hub Wire Center locations. Different locations may be designated as Hub Wire Centers for different functions, such as bridging or multiplexing arrangements, for different facility capacities (e.g., multiplexing from digital to digital may occur at one wire center while multiplexing from digital to analog may occur at a different wire center). The location of Hub Wire Centers and the types of hubbing functions offered at that location are identified in the NECA Tariff FCC No. 4.

Some of the types of multiplexing provided include the following:

- from higher to lower bit rate,
- from higher to lower bandwidth,
- from digital to voice grade service.

The transmission performance for the end to end Special Access provided from CDLs will be that of the lower capacity or bit rate. For example, when a DS1 Special Access is multiplexed to voice frequency circuits, the transmission performance will be Voiceband, not High Capacity.

The Telephone Company will commence billing the monthly rate for the Special Access Line and Special Transport, for the High Capacity facility to the Hub Wire Center as of the service date, even though individual services utilizing those facilities may not be installed until a later date. If the customer has designated the type of multiplexing to be provided with the High Capacity facility, the nonrecurring charge for the Multiplexing Arrangement will be billed to the same customer at that same time, and the billing for the monthly rate will begin.

Individual Special Access rates (by Special Access type) will apply for the Special Access Line and additional Special Transport facilities (if required) for each channelized Special Access. These will be billed to the customer specified on the ASR as each individual Special Access is installed. The appropriate application of rate elements is specified in 5.6.7(B). Shared use of a digital high capacity facility is provided for in 5.6.7(A).

* Limited to those services so equipped and in service as of March 4, 1999.

FACILITIES FOR INTERSTATE ACCESS

5 SPECIAL ACCESS (Cont'd)5.6 Rate Regulations (Cont'd)5.6.6 Hub Wire Centers (Cont'd)

At the request of the customer, the full-time and/or part-time services provided to a Hub Wire Center may be connected together in the following configurations: full-time to full-time, full-time to part-time, or part-time to part-time.

5.6.7 Shared Use Analog and Digital High Capacity Services

Monthly charges for a DS1 or DS3 high capacity shared used facility will be apportioned between Switched and Special Access based on the relative proportion of channels used for switched and special access in the following manner.

If the facility is ordered as Special Access, rating as Special Access will continue until such time as a portion of the available capacity is used to provide Switched Access service. As individual channels are activated for Switched Access, monthly charges will be apportioned between Switched and Special Access based on the number of channels used for Switched Access and the number of remaining channels on the Special Access facility according to the following formula:

- The total shared use charge is equal to the Monthly Switched Access Charge times the number of channels used for Switched Access divided by 24 for DS1 or 672 for DS3 plus the monthly Special Access Charge times the number of channels remaining for Special Access divided by 24 for DS1 or 672 for DS3.

If the facility is ordered as Switched Access, rating as Switched Access will continue until such time as a portion of the available capacity is used to provide Special Access service. As individual channels are activated for Special Access, monthly charges will be apportioned between Switched and Special Access based on the number of channels used for Special Access and the number of remaining channels on the Switched Access Facility according to the following formula:

- The total shared use charge is equal to the Monthly Special Access Charge times the number of channels used for Special Access divided by 24 for DS1 or 672 for DS3 plus the monthly Switched Access Charge times the number of channels remaining for Switched Access divided by 24 for DS1 or 672 for DS3.

The monthly Switched and Special Access rate used will be the appropriate rate (Special Access SAL, Transport, Multiplexer, Switched Access Entrance Facility, and Direct-Trunked Transport) for the underlying shared use facility, i.e., if the underlying facility is a Special Access DS3 service, the corresponding Switched Access DS3 Transport will be used to determine the Switched Access monthly charges.

FACILITIES FOR INTERSTATE ACCESS

5 SPECIAL ACCESS (Cont'd)5.6 Rate Regulations (Cont'd)5.6.8 Special Access Surcharge

Pending the development of techniques to accurately measure usage of local facilities which are interconnected by users by means of interstate or foreign telecommunications, a surcharge of \$25.00 per service per month will be assessed to a two point Special Access Service, and to each additional Special Access Line when the service is configured as multipoint. The Special Access Surcharge will also be assessed upon Wideband Analog, High Capacity Digital and FT1 Services on a voiceband equivalent basis. The voiceband equivalency for these type services is as follows:

- High Capacity DS1 equates to 24 Voiceband Facilities
- High Capacity DS1C equates to 48 Voiceband Facilities
- High Capacity FiberConnect equates to a maximum of 96 Voiceband Facilities
- High Capacity DS3 equates to 672 Voiceband Facilities
- High Capacity DS3C equates to 1344 Voiceband Facilities
- Wideband Group equates to 12 Voiceband Facilities
- Wideband Supergroup equates to 60 Voiceband Facilities
- Wideband Mastergroup equates to 600 Voiceband Facilities
- Each 56 Kbps or 64 Kbps channel in a FT1 Service equates to one Voiceband Facility.
- High Capacity E1 equates to 30 Voiceband Facilities

The Special Access Service will be exempted from the monthly surcharge if the customer provides the Telephone Company written certification that the termination is one of the following:

- (1) The open end termination (dial tone end) of a Foreign Central Office Line, Common Control Switching Arrangement (or equivalent) or Off Network Access Line (ONAL).
- (2) Any termination of an analog circuit used for radio or television program transmission.
- (3) Any termination of a line used for telex service.
- (4) Any termination of a line by nature of its operating characteristics and nature of connection could not make use of common lines.
- (5) Any line termination, other than (1) through (4) preceding, which is subject to the following charges: (a) Carrier Common Line, (b) End Office Switching, and (c) Switched Transport.
- (6) A termination that the customer certifies to the Telephone Company is not connected to a PBX or other device capable of interconnecting the Special Access Service to the local network. If the PBX or other device has been configured either through software programming or physical restrictions not to access the local network, then the customer may file the surcharge exemption for the Special Access Service terminating on this equipment.

(This page filed under Transmittal No. 1)

Chief Financial Officer
Tekken Street, Susupe, Saipan, MP 96950

FACILITIES FOR INTERSTATE ACCESS

5 SPECIAL ACCESS (Cont'd)5.6 Rate Regulations (Cont'd)5.6.8 Special Access Surcharge (Cont'd)

In order for the Telephone Company to determine the application of the surcharge with respect to specific services, the customer must report the intended use of all services when placing ASRs for Special Access Service. In addition, when ordering High Capacity Analog or Digital services, the customer must report the use for each voice equivalent circuit of the high capacity service. When any circuit is reported wholly used in any manner described in (1) through (6) preceding, the surcharge will not apply. If the intended use is not reported, the surcharge will apply.

If, at any time after the installation of a service which is subject to the surcharge, the customer reports that the service is being used consistently with any exception listed above, the Telephone Company will credit the customer for the surcharge. Credit will not be given beyond the receipt date of the certification for exemption.

5.6.9 Message Station Equipment Recovery Charge

Message Station Equipment Recovery Charge is a charge to recover that portion of message station equipment which is assigned to Special Access Service. Since there is zero cost assigned to Message Station Equipment Recovery in Special Access the charge is \$.00.

5.6.10 DS3 High Capacity Service(A) DS3 Rate Structure

A DS3 (44.736Mbps) High Capacity SAL, whether an Individual, 3-System or Unlimited System, may be purchased with or without electronics. When a SAL is ordered with electronics the Telephone Company will place electronics at both the CDL and the serving wire center. When a SAL is ordered without electronics the Telephone Company will only place electronics at the serving wire center and not at the CDL. Effective May 18th 2002 when a DS3 SAL is ordered without electronics the interface must be optical unless an Additional SAL is added to an existing System with an electrical interface. When ordered with electronics the interface may be electrical or optical.

DS3 SALs are non-distance sensitive and are provided on a protected basis.

Individual System

An Individual System is a single DS3 between a CDL and the serving wire center. The appropriate NRC is applied per SAL.

Transport rate elements are applied per SAL when transport between offices is required. In instances when a SAL is ordered to a second CDL in conjunction with an Individual System SAL and Transport between offices is required Transport rate elements are applied per circuit.

FACILITIES FOR INTERSTATE ACCESS

5 SPECIAL ACCESS (Cont'd)

5.6 Rate Regulations (Cont'd)

5.6.10 DS3 High Capacity Service (Cont'd)

(A) DS3 Rate Structure (Cont'd)

3-System

The 3-System allows the same customer, between the same CDL and the serving wire center, to order additional DS3 SALs, up to a maximum of two. Additional SALs may only be added with the same interface, electrical or optical, and with Telephone Company electronics or without Telephone Company electronics as the First System. The appropriate NRC is applied per SAL.

Transport rate elements are applied per SAL when transport between offices is required. In instances when a SAL is ordered to a second CDL in conjunction with a 3-System SAL and Transport between offices is required Transport rate elements are applied per circuit.

Unlimited System

The Unlimited System allows the same customer, between the same CDL and the serving wire center, to order additional DS3 SALs, with no maximum. Additional SALs may only be added with the same interface, electrical or optical, and with Telephone Company electronics or without Telephone Company electronics as the First System. The appropriate NRC is applied per SAL.

Transport rate elements are applied per SAL when transport between offices is required. In instances when a SAL is ordered to a second CDL in conjunction with an Unlimited System SAL and Transport between offices is required Transport rate elements are applied per circuit.

Group Systems

Group System DS3s are limited to those services so equipped and in service as of March 4, 1999. Group System DS3s provide a total capacity of 12 (DS3 x 12) or 24 (DS3 x 24) DS3 SALs. All DS3s in a Group System must be between the same CDL and serving wire center.

FACILITIES FOR INTERSTATE ACCESS

5 SPECIAL ACCESS (Cont'd)5.6 Rate Regulations (Cont'd)5.6.10 DS3 High Capacity Service (Cont'd)(A) DS3 Rate Structure (Cont'd)

A DS3 SAL provides a spare transmission path (transmit and receive) connected to an automatic protection switch. In the event of failure in the primary service, traffic will be automatically transferred to the spare transmission facilities. The spare transmission path will normally be provided on the same route as the primary path. When a customer orders a DS3 SAL, the customer may request that the spare transmission path be provided via an alternate route provisioned as the Telephone Company may elect. If common points for the primary and alternate route become necessary, these points will be identified by the Telephone Company and provided to the ordering customer. Should the routing arrangement require special routing requirements specified by the customer, other rates and regulations as set forth in Section 9 or Section 10 may be applicable.

A customer may order the same or different type of DS3 SALs for each CDL(s) at which DS3 service is terminated.

When a customer requests the disconnect of a DS3 service in the 3 System DS3 or Unlimited System DS3, an Additional System DS3 SAL must be disconnected first. When only the First DS3 service exists, that service will be disconnected.

Any costs associated with Special Construction as set forth in Section 10 will apply.

DS3 Special Transport contains two rate elements, Special Transport Termination and Special Transport Facility. Special Transport Termination rates apply for the termination of each end of the interoffice facility. Special Transport Facility rates apply for each airline mile of the interoffice facility. Group System DS3* Transport Terminations (DS3 x 12 and DS3 x 24) and Group System DS3* Transport Facilities are only available when connected to at least one DS3 Group System* SAL of the same level (12 or 24). In addition, the Special Transport Facility and Special Transport Termination rates apply per DS3 Group of 12 or 24.*

FACILITIES FOR INTERSTATE ACCESS

5 SPECIAL ACCESS (Cont'd)5.6 Rate Regulations (Cont'd)5.6.10 DS3 High Capacity Service (Cont'd)(B) Minimum Service Periods

Individual DS3s and System DS3s are offered under four minimum service periods, each with different rate levels. The minimum service periods are 1, 3, 5 and 7 years. The customer must specify the minimum service period at the time the service is ordered. First and Additional DS3 SALs (3 System DS3s and Unlimited System DS3s) can have a different minimum service period. However, each DS3 SAL of a two-point DS3 service must have the same minimum service period.

The customer may select a longer minimum service period at any time, without penalty or application of nonrecurring charges, to obtain the lower monthly recurring rates associated with a longer minimum service period. When the customer selects this option, no credit toward the new service period will be given for the amount of time they were under the shorter minimum service period. The new recurring charges will apply subsequent to the effective date of the new minimum service period.

(C) Expiration of Minimum Service Period

At the expiration of a service commitment period, the customer may select a new DS3 commitment period. If the customer does not select a new minimum service period within 60 days from the expiration date, billing will remain at the current service period and a new DS3 minimum service period will begin based on the previously effective service period. All terms and conditions, including Subsequent Termination Liabilities, will apply to the new DS3 period.

Customers with expired service periods for the Individual System, Three System and Unlimited System DS3s, prior to the effective date of this tariff offering will have up to 180 days to select a new commitment service period. If the customer does not select a new service period within 180 days of the effective date of this tariff, billing will remain at the current service period and a new DS3 minimum service period will begin based on the last service period. The beginning date of the new service period will be the date immediately following the expiration date of the expired service period. This does not apply to the grandfathered DS3 Group System service offerings.

(D) Discontinuance Without Liability - DS3 Minimum Service Period

Should the recurring charges for a customer's DS3 service increase, in aggregate, by more than 10% from the original recurring charges during the minimum service period, the customer may, at their option, terminate the DS3 service without penalty or liability.

(This page filed under Transmittal No. 1)

Chief Financial Officer
Tekken Street, Susupe, Saipan, MP 96950

FACILITIES FOR INTERSTATE ACCESS

5 SPECIAL ACCESS (Cont'd)5.6 Rate Regulations (Cont'd)5.6.10 DS3 High Capacity Service (Cont'd)(E) Discontinuance With Liability - DS3 Minimum Service Period

When a DS3 service is discontinued prior to the end of the minimum service period, the customer will be liable for a percentage of the total monthly charges for the remaining portion of the applicable minimum service period. This charge will be based on the rates in effect at the time of disconnect. There are two liability periods for DS3 service, "first liability period" and "subsequent liability period". The "first liability period" is the period beginning from the establishment of the DS3 and is based on the customer's initial commitment term for the DS3. The "subsequent liability period" is the period after the customer's initial commitment term has expired and the customer wants to renew the DS3 service with the existing term period or select a new DS3 term period. The customer's total liability for the "first liability period" or "subsequent liability period" is dependent upon the number of months remaining within the year that the service is discontinued times the liability rate for that year plus the total monthly charges for each annual period remaining in the "first liability period" or "subsequent liability period" times the applicable liability rate. The liability rates for each year of the minimum service period are as follows:

<u>Year In Which Service Is Discontinued</u>	<u>1st Liability Period Rate</u>	<u>Subsequent Liability Period Rate</u>
1	45%	20%
2	30%	20%
3	25%	20%
4	20%	20%
5	20%	20%
6	20%	20%
7	20%	20%

For example, if a customer with a first liability period of seven years discontinues the DS3 service after six months within the 4th year, the customer will be liable for 20% of the total monthly charges for six months, 20% of the total monthly charges for the 6th year and 20% of the total monthly charges for the 7th year.

For example, if DS3 service is disconnected during the subsequent seven year liability period, the customer will be liable for 20% of the total monthly charges for the remaining months for each annual period remaining in the seven year minimum service period.

Customers with a minimum service period arrangement of three years or greater established on or prior to September 17, 1992, who discontinue service are eligible for limitation of the termination liability as set forth below.

Customer liability will be calculated as previously stated but will be limited to:

The dollar difference between 1) the amount the customer has already paid and, 2) any additional charges that the customer would have paid for service if the customer had taken a shorter term offering corresponding to the term actually used.

For example, if a customer with a seven year minimum service period discontinues service six months after the end of the third year, the customer liability will not exceed:

(Three year monthly rate - Seven year monthly rate) x 42 months

(This page filed under Transmittal No. 1)

Chief Financial Officer
Tekken Street, Susupe, Saipan, MP 96950

FACILITIES FOR INTERSTATE ACCESS

5 SPECIAL ACCESS (Cont'd)

5.6 Rate Regulations (Cont'd)

5.6.10 DS3 High Capacity Service (Cont'd)

(F) Notification of Discontinuance

Notice of discontinuance must be given by the customer at least thirty days prior to actual discontinuance. Monthly charges will apply for a period of thirty days from the date the Company receives discontinuance notification or until the requested discontinuance date, whichever period is longer.

(G) Upgrade to Higher Speed Service

Customers may elect to upgrade DS3 service(s) to a higher speed during a first liability period or subsequent liability period. The upgraded service will be subject to all appropriate NRCs.

If the following conditions exist, no termination liabilities will be applied:

- Both the existing and the new services are provided solely by the Company.
- The order to discontinue a service at an existing speed or capacity and the order for the upgraded service are received by the Company at the same time.
- The new service will be provided at the same customer location(s) as the discontinued service.
- The fixed-period plan for the upgraded service(s) meets or exceeds the remaining length of the existing fixed-period plan.
- The total monthly rate of the new agreement is equal to or greater than the total monthly rate of the existing agreement period.
- The monthly rates for the upgraded services and/or service elements will be those in effect at the time of the service upgrade. The upgraded service will be subject to all appropriate nonrecurring charges.
- Termination liability charges will not apply as long as the upgraded service remains connected at the same point of termination(s) or meets the requirements set forth in Section 5.6.4(B)2.

(This page filed under Transmittal No. 1)

Chief Financial Officer
Tekken Street, Susupe, Saipan, MP 96950

FACILITIES FOR INTERSTATE ACCESS

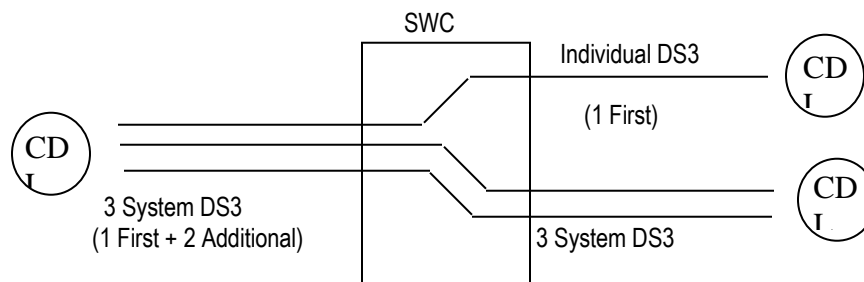
5 SPECIAL ACCESS (Cont'd)5.6 Rate Regulations (Cont'd)5.6.10 DS3 High Capacity Service (Cont'd)(H) DS3 Multiplexer Cross Connect Arrangement

The DS3 Multiplexer Cross Connect Arrangement allows a customer to (1) cross connect digital DS-1 channels from a DS3 Multiplexer to another DS3 Multiplexer or (2) to cross connect digital DS1 channels from a DS3 Multiplexer to an OC-3 CO-Node purchased from Section (20). When the DS3 Multiplexer Cross Connect is applied between a DS3 Multiplexer and an OC-3 CO-Node, applicable Section (20) rate elements are applied in addition to the DS3 Multiplexer Cross Connect. If the DS3 multiplexer is located in a different hub wire center than the other DS3 multiplexer or OC-3 CO-Node, DS1 special transport will apply in addition to the DS3 Cross Connect charge. The customer must provide the (CFA and SCFA) for both multiplexed services or OC-3 CO-Node on the ASR.

The rate as specified in Section 5.7.14 will apply per cross connect arrangement.

(I) Partitioned Billing Arrangement (PBA)

PBA is a service arrangement that allows System DS3 (3 System, Unlimited System, or Group System*) customers to partition the multiple DS3s to a number of CDLs on the other end of the circuit (see diagram below). All rate elements associated with the PBA must be billed to the same customer.



For 3 System DS3s and Unlimited System DS3s ordered under a PBA, each CDL must have a first system SAL. Additional SALs may then be ordered under the normal System terms and conditions.

* Limited to those services so equipped and in service as of March 9, 1999.

FACILITIES FOR INTERSTATE ACCESS

5 SPECIAL ACCESS (Cont'd)

5.6 Rate Regulations (Cont'd)

5.6.10 DS3 High Capacity Service (Cont'd)

(I) Partitioned Billing Arrangement (PBA) (Cont'd)

When Group System DS3 Special Transport* is provided as part of a PBA, a Group System DS3 SAL* of the same level (DS3 x 12, DS3 x 24)* must be connected to one end of the Group DS3 Special Transport*. Under a PBA only, DS3 x 12 Group System Special Transport* may be connected to DS3 x 24 Group System Special Transport* at hub wire centers. Also, standard DS3 Special Transport may be connected to either DS3 Group System Special Transport* at hub wire centers. All DS3 Special Transport Terminations apply for each type of DS3 Special Transport.

When ordering a PBA the customer must specify on the ASR the Access Service Group (ASG) and the First System DS3 circuit identification (ECCKT) at both CDLs. Each 3 System DS3 and/or Unlimited System DS3 at a CDL must be ordered as separate PBAs.

Customers with existing DS3 Systems (3 System, Unlimited System, or Group System*) may convert to a PBA. To convert, the customer must issue discontinuance of service ASR(s) for the existing DS3s and establishment of new service ASR(s) for each CDL to be converted to the PBA. If no physical changes to the service(s) are required, no NRCs apply. If any physical changes are required, appropriate NRCs will apply.

* Limited to those services so equipped and in service as of March 9, 1999.

FACILITIES FOR INTERSTATE ACCESS

5 SPECIAL ACCESS (Cont'd)5.6 Rate Regulations (Cont'd)5.6.11 Optional Payment Plan (OPP)(A) General

- (1) The terms and conditions specified herein are applicable to FT1 and DDS services. Additional terms and conditions for FT1 OPP are set forth in 5.6.11(H). Additional terms and conditions for DDS are set forth in 5.6.11(I).
- (2) Only the Special Access Line (SAL) rate element is available under an OPP. All other associated rate elements or additional features are available at the standard month-to-month tariffed rates and regulations.
- (3) FT1 OPP SAL rates will not be greater than standard month-to-month SAL rates.
- (4) Three year and five year OPP rates will be equal to or less than the one year OPP rates. Decreases to the one year OPP will flow through to the three year and five year OPP.
- (5) Payment periods of one year, three year, and five years are available to all customers at the applicable rates set forth in 5.7.1(B) regardless of when they subscribe to an OPP arrangement.
- (6) The customer must designate on the ASR the payment period for the OPP.
- (7) Inside moves, provided in accordance with 5.6.4, will not incur termination liability charges.
- (8) Outside moves provided in accordance with 5.6.4(B)(2) will allow the customer to retain the same OPP payment period. Any other move will be treated as a disconnect of the service and termination liability charges will apply.

(B) Changes in Length of OPP Period

Prior to the completion of the selected OPP period, the customer may elect to convert to a new OPP period of the same or different length, subject to the following conditions:

- No credit toward the new payment period will be given for payments made under the original OPP arrangement.
- Nonrecurring charges will not be reapplied for existing service(s).
- If the new OPP period is shorter in length than the time remaining under the existing OPP, the change to the new OPP period constitutes a disconnect of the existing OPP service and termination liability charges apply.

(This page filed under Transmittal No. 1)

Chief Financial Officer
Tekken Street, Susupe, Saipan, MP 96950

FACILITIES FOR INTERSTATE ACCESS

5 SPECIAL ACCESS (Cont'd)5.6 Rate Regulations (Cont'd)5.6.11 Optional Payment Plan (OPP) (Cont'd)(C) Renewal Options

- (1) At the expiration of an OPP period, the Telephone Company will automatically renew the service at the same OPP period unless the customer chooses to convert to a different OPP period, convert to month-to-month rates (except FiberConnect) or discontinue service.
- (2) Conversion to a different OPP period will require the customer to submit a change order ASR. Conversion to a different OPP period will be allowed without application of any nonrecurring or ordering charges.
- (3) Conversion to month-to-month rates will be treated as a disconnect of service and establishment of new service. If no other changes are ordered, no NRCs will apply.

(D) Notification of Discontinuance

An ASR for discontinuance of an OPP arrangement must be received by the Telephone Company at least thirty (30) days prior to actual disconnect of service. Monthly charges will apply for a period of thirty (30) days from the date the Telephone Company receives disconnect notification or until the requested disconnect date, whichever period is longer.

(E) Upgrade to Higher Speed Service

Customers may elect to upgrade service(s) to a higher speed during an OPP period, subject to the following conditions:

- The upgraded service will be subject to all appropriate nonrecurring charges.
- Termination liability charges will not apply as long as the upgraded service remains connected at the same point of termination(s) or meets the requirements set forth in 5.6.4(B)(2).
- If the upgrade involves establishing a multiplexing arrangement, termination liability charges will not apply if the hub wire center is the same one associated with the customer designated location.

(F) Termination Liability

When an OPP service is discontinued prior to the end of the period, termination liability charges, as set forth below, will apply based on the remainder of the OPP period in effect at the time of disconnect.

One Year OPP - 50% of any remaining portion of the first year's recurring charges.

Three Year OPP - 50% of any remaining portion of the first year's recurring charges. In addition, for any remaining portion of the second and third years, the customer will be liable for 10% of the total monthly recurring charges in that time period.

Five Year OPP - 50% of any remaining portion of the first year's recurring charges. In addition, for any remaining portion of the second through fifth years, the customer will be liable for 20% of the total monthly recurring charges in that time period.

(This page filed under Transmittal No. 1)

Chief Financial Officer
Tekken Street, Susupe, Saipan, MP 96950

FACILITIES FOR INTERSTATE ACCESS

5 SPECIAL ACCESS (Cont'd)

5.6 Rate Regulations (Cont'd)

5.6.11 Optional Payment Plan (OPP) (Cont'd)

(G) Termination Without Liability

During an OPP period, should the currently effective rate for a customer's service increase, the customer may, at their option, terminate the OPP arrangement without penalty or liability.

(H) OPP for FT1 Service

A customer may change from DS1 OPP service to an FT1 OPP service subject to the following rate applications. Also, a customer may change the number of channels of an N x 56 Kbps or N x 64 Kbps service to another higher value of N (where N = 2, 4 or 6), subject to the following rate applications:

- The changed service will be subject to all appropriate nonrecurring charges.
- Termination liability charges will not apply as long as the changed service remains connected at the same point of termination(s) or meets the requirements of 5.6.4(B)(2).
- If the change involves establishing a multiplexing arrangement, termination liability charges will not apply if the hub wire center is the same one associated with the customer designated location.

(This page filed under Transmittal No. 1)

Chief Financial Officer
Tekken Street, Susupe, Saipan, MP 96950

FACILITIES FOR INTERSTATE ACCESS

5 SPECIAL ACCESS (Cont'd)

5.6 Rate Regulations (Cont'd)

5.6.11 Optional Payment Plan (OPP) (Cont'd)

(I) OPP for DDS

- (1) For conversion of existing month-to-month DDS to an OPP arrangement, the customer will be required to submit a change order ASR to convert to the OPP. No service or billing interruption will occur when a customer converts from month-to-month rates to OPP rates. If no other changes to the service are ordered, no charges will apply.
- (2) A customer may upgrade from a DDS OPP to an FT1 OPP subject to the following rate applications:
 - The changed service will be subject to all appropriate nonrecurring charges.
 - Termination liability charges will not apply as long as the changed service remains connected at the same point(s) of termination or meets the requirements of 5.6.4(B)(2).
- (3) A customer may cancel an OPP for DDS in order to replace it with Internet Protocol – Virtual Private Network Dedicated User Network Interface Port With Access Line Connection provided that the total dollar amount of the Extended Service Plan for that service is equal to, or greater than, the total dollar amount remaining in the OPP for the DDS being disconnected. No termination liability charge will apply to such cancellation.

(This page filed under Transmittal No. 1)

Chief Financial Officer
Tekken Street, Susupe, Saipan, MP 96950

FACILITIES FOR INTERSTATE ACCESS

5 SPECIAL ACCESS (Cont'd)

5.6 Rate Regulations (Cont'd)

5.6.12 Digital Data Service (DDS) Rate Stability Plan (RSP)

(A) Description

The DDS RSP will allow customers to stabilize their monthly recurring rates (MRCs) for DDS SALs and associated DDS Special Transport. This service is offered for a fixed service period. The RSP allows customers to select a service commitment period during which the rates will be stabilized. The service commitment periods are 3 years or 5 years, which must be specified in writing at the time of enrollment.

The RSP is available to customers who qualify for the Plan's eligibility requirements and agree to the Plan's terms and conditions.

Customers of the Plan will not be subject to Telephone Company initiated rate increases during their service commitment period. Rate changes may occur as a result of FCC action.

DDS RSP rates will not be greater than standard month-to-month DDS SAL rates associated DDS Special Transport rates.

(B) Eligibility Requirement

The eligibility requirement for RSP is a minimum combined national commitment level of 500 DDS SALs. These SALs must be interstate services and provided by the GTOCs in their serving areas. Any associated Special Transport is also subject to the terms and conditions of the RSP.

At an annual review, if the customer has committed to more than the minimum number of 500 SALs required, an allowance of minus 2% or plus 5% will be considered as having met the commitment level.

When the customer elects to enroll in an RSP, they must specify, in writing, the enrollment date (which will be the anniversary date) and the commitment level. The specified enrollment date must be within 30 days of receipt by the Telephone Company. By the specified date, the customer must issue ASRs to add SALs to the RSP and/or convert month-to-month SALs to the RSP to fall within the commitment range specified above.

Besides the eligibility requirement, customers of this plan are also subject to the terms and conditions specified in Section 5.6.12(C).

(This page filed under Transmittal No. 1)

Chief Financial Officer
Tekken Street, Susupe, Saipan, MP 96950

FACILITIES FOR INTERSTATE ACCESS

5 SPECIAL ACCESS (Cont'd)5.6 Rate Regulations (Cont'd)5.6.12 Digital Data Service (DDS) Rate Stability Plan (RSP) (Cont'd)(C) RSP Terms and Conditions

- (1) Written notice must be submitted by the customer to change the commitment level of SALs. If, as the result of increasing or decreasing the commitment level, service is changed from the RSP to a month-to-month arrangement or from a month-to-month arrangement to the RSP, an ASR will be required within 30 days for all services changed. Only one RSP will be allowed per customer. Penalties for decreasing the commitment level are discussed in 5.6.12(C)(4).
- (2) Each customer's RSP will be reviewed annually. The customer will be notified in writing as to the status of the RSP. This notification will inform the customer of any RSP SALs that must be converted. If the customer has increased the number of SALs from the initial commitment beyond the range specified in 5.6.12(B), he will have the option of increasing the commitment level for the remainder of the plan. If the customer chooses not to increase the commitment level of SALs for the remaining year(s) of the plan, he must convert the increased number of SALs to standard month-to-month SALs to a level within the range specified in 5.6.12(B). The customer may decrease the commitment level at the time of the annual review and pay the applicable penalties for the amount of SALs being decreased. The customer will have 30 days from the receipt of this notification to convert SALs.
- (3) If a service has two SALs, to include this service as part of the RSP, both SALs must be in the RSP. RSP rates for Special Transport are only applicable when the associated SALs are included in the RSP.

After enrolling in the plan, the customer may add or delete RSP SALs at any time during the plan.

- (4) When the number of RSP SALs at the annual review is less than the acceptable commitment range, penalty charges will apply, based on the difference between the commitment level less 2% and the number of RSP SALs in effect at the annual review. For example, if the commitment level is 100 and the customer has 90 RSP SALs at the time of the annual review, the penalties described below will be applied to the difference of 98 (2% less than 100) and 90, which would be 8 in this example.

(This page filed under Transmittal No. 1)

Chief Financial Officer
Tekken Street, Susupe, Saipan, MP 96950

FACILITIES FOR INTERSTATE ACCESS

5 SPECIAL ACCESS (Cont'd)

5.6 Rate Regulations (Cont'd)

5.6.12 Four-Wire Voiceband and Digital Data Service (DDS) Rate Stability Plan (RSP) (Cont'd)

(C) RSP Terms and Conditions (Cont'd)

(4) Continued

The penalty charged is equal to the unweighted average of the customer's applicable RSP Four-Wire Voiceband SAL and DDS SAL monthly rates multiplied by the deficient number of SALs.

(D) RSP Nonrecurring Charges

No nonrecurring charge will apply for the ASRs processed to convert existing SALs to or from the RSP. All applicable Special Access NRCs will apply for ASRs processed to add new SALs. Refer to Section 5.7.1 for Digital Data Service SAL NRCs.

(E) RSP Services

This Plan is offered only for Digital Data Service (DDS).

(This page filed under Transmittal No. 1)

Chief Financial Officer
Tekken Street, Susupe, Saipan, MP 96950

FACILITIES FOR INTERSTATE ACCESS

5 SPECIAL ACCESS (Cont'd)5.6 Rate Regulations (Cont'd)5.6.12 Digital Data Service (DDS) Rate Stability Plan (RSP) (Cont'd)(F) RSP Application(1) Rate Elements Subject to the Plan

The RSP stabilizes the MRCs for DDS SALs and their associated DDS Special Transport MRCs. The MRCs for these rate elements will not be increased by initiation of the Telephone Company from the rates in effect as of the RSP enrollment date for the duration of the service commitment period. The RSP enrollment date is the date on which the RSP customer signs a written agreement for RSP and otherwise meets the Plan's eligibility requirements.

All RSP customers will pay the same RSP rate at any given point in time. However, each RSP customer will have only one RSP enrollment date, which will apply to all of the customer's rate elements subject to the Plan. This is regardless of whether services were existing and converted to the RSP, added at the time of enrollment, or added subsequently during the RSP service commitment period.

Before the expiration of a customer's RSP service commitment period, the RSP may be replaced by a new RSP at the tariffed rates currently in effect. The customer will not incur any penalties associated with their current plan if the elected service period is equal to or greater than the time remaining on the current RSP. For any new services added to the Plan, the MRCs will be at the rate in effect when the customer elects the new plan. However, billing for these services will not begin until the services have been installed.

The RSP does not apply to NRCs associated with DDS, supplemental features and multiplexing arrangements.

(This page filed under Transmittal No. 1)

Chief Financial Officer
Tekken Street, Susupe, Saipan, MP 96950

FACILITIES FOR INTERSTATE ACCESS

5 SPECIAL ACCESS (Cont'd)5.6 Rate Regulations (Cont'd)5.6.12 Digital Data Service (DDS) Rate Stability Plan (RSP) (Cont'd)(F) RSP Application (Cont'd)(2) RSP Expiration

- (A) At the end of the service commitment period, the customer may either continue the services at non-RSP rates in effect, elect a new RSP, or exercise the RSP Extension Option (RSP-EX) as described below. If the customer chooses to convert to a new RSP, the new service period will begin the day following the expiration of the old Plan. The RSP rate for the new Plan will be at those in effect at the beginning of the new service period. If the customer fails to make this selection, the Telephone Company will notify the customer and continue one (1) additional month of RSP billing. If the customer does not notify the Company of its intentions within thirty (30) days from the expiration date of the RSP, the services under the plan will revert to general tariffed rates, unless set forth below.
- (B) To qualify for RSP-EX, the customer must meet the following requirements: 1) customer must complete an RSP term; 2) customer must subscribe in writing; and 3) term of the RSP-EX must be equal to that of the customer's current, expiring, or expired plan. Customers who have an RSP that expired within the twelve (12) month period prior to August 7, 2004, may also elect the RSP-EX, provided that such customers, (a) notify the Telephone Company in writing no later than October 6, 2004, of their intention to elect the RSP-EX; and (b) select an RSP-EX term equal to that of their current or expired RSP.
- (C) Customer's RSP-EX rates will be the then prevailing rates of the current, expired, or expiring RSP, as applicable. The RSP-EX shall be effective as of 1) the day following the expiration date of their current plan for those customers (i) whose plan has not yet expired, or (ii) has expired and such customer is within the thirty (30) day period set forth in 5.6.12(F)(2)(A) preceding; or 2) the enrollment date of the RSP-EX for those customers whose plan has already expired within the twelve (12) month period prior to August 7, 2004, and (i) who have renewed their RSP or (ii) who did not renew their RSP within the thirty (30) day period following expiration of their RSP as set forth in 5.6.12(F)(2)(A) preceding.

(This page filed under Transmittal No. 1)

Chief Financial Officer
Tekken Street, Susupe, Saipan, MP 96950

FACILITIES FOR INTERSTATE ACCESS

5 SPECIAL ACCESS (Cont'd)5.6 Rate Regulations (Cont'd)5.6.12 Digital Data Service (DDS) Rate Stability Plan (RSP) (Cont'd)(F) RSP Application (Cont'd)

(D) All terms and conditions of the RSP as set forth in section 5.6.12 following apply to the RSP-EX with the exception of the following:

- (a) In lieu of the requirement set forth in the second paragraph of Section 5.6.12(B) preceding, at an annual review, an allowance of minus twenty-five (-25%) will be considered as having met the commitment level. When the number of RSP SALs at the annual review is less than the acceptable commitment range, penalty charges will apply based on the difference between the commitment level less twenty-five (25%) and the number of RSP SALs in effect at the annual review. For example, if the commitment level is 100 and the customer has 70 RSP SALs at the time of the annual review, the penalties described above will be applied to the difference between 75 (25% less than 100) and 70, which would result in 5 under this example;
- (b) The customer may reset its commitment level upon electing the RSP-EX. In addition, during any plan year, the customer may reset the commitment level or terminate the RSP-EX by notifying the Telephone Company in writing no later than sixty (60) days prior to the annual review date of the RSP-EX. The termination or change in commitment level shall be effective on the annual review date. Customers who terminate the plan will revert to general tariff rates and terms effective on the annual review date. Customers will not be liable for any penalties for successive years remaining in the RSP-EX from the annual review date on which the plan was terminated. Customer will be liable for penalties or liabilities if the RSP-EX is terminated prior to an annual review date. For example, if customer decides to terminate the RSP-EX during month four of year two of the plan, then customer will be liable for any penalties for failing to meet its commitment in year two as set forth herein. However, under this example, customer will not be liable for any termination liabilities associated with successive years after year two remaining in the RSP-EX.
- (c) The minimum combined national commitment level of 500 Four-Wire Voiceband and DDS SALs as set forth in the first paragraph of Section 5.6.12(B) preceding is not applicable to customers of the RSP-EX.

(This page filed under Transmittal No. 1)

Chief Financial Officer
Tekken Street, Susupe, Saipan, MP 96950

FACILITIES FOR INTERSTATE ACCESS

5 SPECIAL ACCESS (Cont'd)

5.6 Rate Regulations (Cont'd)

5.6.12 Digital Data Service (DDS) Rate Stability Plan (RSP) (Cont'd)

(F) RSP Application (Cont'd)

(3) Upgrade to Higher Capacity Service

The customer may upgrade service to a high capacity service during the RSP period. The upgraded service will be subject to all appropriate NRCs.

If both of the following conditions exist, the commitment level will be decreased by the number of RSP SALs that are upgraded to a high capacity service.

- The customer must notify the Telephone Company in writing in addition to issuing an ASR.
- The high capacity service period must be equal to or longer in length than the time remaining under the RSP.

(This page filed under Transmittal No. 1)

Chief Financial Officer
Tekken Street, Susupe, Saipan, MP 96950

FACILITIES FOR INTERSTATE ACCESS

5 SPECIAL ACCESS (Cont'd)5.6 Rate Regulations (Cont'd)5.6.13 DS1 Term Volume Plans(A) DescriptionOne-, Two-, Three-, Five-Year DS1 Term Volume Plans (TVP)

The DS1 Term Volume Plan (TVP) allows customers discounts, which are applied to DS1 SALs based upon a volume and term commitment. The customer's DS1 SAL commitment level can be established on a nationwide basis or negotiated between the customer and the Telephone Company (i.e., state basis, regional basis, etc.). The TVP is offered for a 1, 2, 3 or 5 year term commitment period. All of the customer's TVP DS1 SALs will be billed at the same rate, based upon the state where the service is located, the length of the term selected by the customer, and the threshold level in which the commitment quantity falls. All other associated rate elements or additional features are available at the applicable tariffed rates and regulations.

During the TVP term, the customer may elect to increase the term or commitment level of the plan without any Termination Liability, provided there is no lapse of time between the effective date of the increase and the termination of the previously effective term or commitment quantity.

The new term length begins on the same start day as the term length it replaces. There will not be any retroactive adjustments of a discount due to a customer-initiated change in term or commitment quantity.

Eight- and Ten-Year DS1 Term Volume Plan (ETTVP)

The Eight- and Ten-Year DS1 Term Volume Plan (ETTVP) allows customers discounts, which are applied to DS1 SALs based upon a volume and term commitment. The customer elects to enroll in an ETTVP by specifying in writing the enrollment date (which will be the anniversary date) and their volume and term commitment. The customer's DS1 SAL volume commitment level will be 90% of the existing DS1 SALs for all ACNAs included under this Tariff FCC No. 14 jurisdiction. The ETTVP is offered for a 8- or 10-year term commitment period. Time In-Service Credit (TISC) for prior uninterrupted TVP subscription time may be applied toward the 8- and 10-year commitment period for termination liability and rate establishment purposes. All of the customer's ETTVP DS1 SALs will be billed at the state rate in this tariff, based upon the state where the service is located, the length of the term selected by the customer, and the threshold level in which the commitment quantity falls. All other associated rate elements or additional features are available at the applicable tariffed rates and regulations.

(This page filed under Transmittal No. 1)

Chief Financial Officer
Tekken Street, Susupe, Saipan, MP 96950

FACILITIES FOR INTERSTATE ACCESS

5 SPECIAL ACCESS (Cont'd)

5.6 Rate Regulations (Cont'd)

5.6.13 DS1 Term Volume Plans (Cont'd)

(B) Rate Application

One-, Two-, Three-, Five-Year DS1 Term Volume Plans (TVP)

For conversion of existing month-to-month DS1 service to a TVP arrangement, the customer will be required to submit written notification or a change order ASR to convert to the TVP. No service or billing interruption will occur when a customer converts from month-to-month rates to a TVP. If no other changes to the service(s) are ordered, no charges will apply.

If a change involves establishing a multiplexing arrangement, termination liability charges will not apply if the hub wire center and the serving wire center of the customer designated location are the same.

Eight- and Ten-Year DS1 Term Volume Plan (ETTVP)

For conversion of existing month-to-month DS1 service to a ETTVP arrangement, the customer will be required to submit written notification or a change order ASR to convert to the ETTVP. No service or billing interruption will occur when a customer converts from month-to-month rates to a ETTVP. No TISC will be counted for termination liability purposes. If no other changes to the service(s) are ordered, no charges will apply.

If a change involves establishing a multiplexing arrangement, termination liability charges will not apply if the hub wire center and the serving wire center of the customer designated location are the same.

(This page filed under Transmittal No. 1)

Chief Financial Officer
Tekken Street, Susupe, Saipan, MP 96950

FACILITIES FOR INTERSTATE ACCESS

5 SPECIAL ACCESS (Cont'd)

5.6 Rate Regulations (Cont'd)

5.6.13 DS1 Term Volume Plans (Cont'd)

(C) Rate Changes

One-, Two-, Three-, Five-Year DS1 Term Volume Plans (TVP)

Rate changes in the TVP monthly recurring DS1 SAL rates will be passed on to subscribers of the plan. However, during the TVP period, should the rates increase, the customer may, at his/her option, terminate the TVP arrangement without penalty or liability, unless the increase is a result of FCC action.

Eight- and Ten-Year DS1 Term Volume Plan (ETTVP)

Rate changes in the ETTVP monthly recurring DS1 SAL rates will be passed on to subscribers of the plan. However, during the ETTVP period, should the rates increase, the customer may, at his/her option, terminate the ETTVP arrangement without penalty or liability, unless the increase is a result of FCC action.

(D) Threshold Levels

One-, Two-, Three-, Five-Year DS1 Term Volume Plans (TVP)

Two or more DS1 SALs are required to qualify for a TVP. Rates are applied based on the following DS1 SAL threshold levels: 2-60, 61-120, 121-240, 241-500, 501-1000, 1001-3000, 3001-6000, 6001-11,000 and Over 11,000.

Eight- and Ten-Year DS1 Term Volume Plan (ETTVP)

4000 or more DS1 SALs are required to qualify for an ETTVP. Rates are applied based on the following DS1 SAL threshold levels: 4000-6000; 6001-10,000; 10,001-20,000; 20,001-30,000; and Over 30,000.

FACILITIES FOR INTERSTATE ACCESS

5 SPECIAL ACCESS (Cont'd)5.6 Rate Regulations (Cont'd)5.6.13 DS1 Term Volume Plans (Cont'd)(E) Changes to Commitment Quantity or TermOne-, Two-, Three-, Five-Year DS1 Term Volume Plans (TVP)

At any time during the plan term, the customer may increase the commitment quantity of DS1 SALs or commitment term to receive a lower threshold rate by submitting written notification to the Telephone Company.

When a penalty is assessed at the annual review, as set forth in 5.6.13(l), the number of DS1 SALs in service will become the commitment quantity for the subsequent years' annual review.

The customer will be entitled to be assessed at a lower DS1 commitment level, without penalty if the Telephone Company sells off its assets in specific states.

Eight- and Ten-Year DS1 Term Volume Plan (ETTVP)

At any time during the plan term, the customer may increase the term volume commitment to receive a lower threshold rate by submitting written notification to the Telephone Company. No termination liability will be assessed provided there is no lapse of time between the effective date of the increase and the termination of the previously effective term or commitment quantity.

The new term length begins on the same anniversary day as the term length it replaces. There will not be any retroactive adjustments of a discount due to a customer-initiated change in term or commitment quantity. For example, if the original term began January 1, 2000 for a 5-year term, and the customer wants to convert to an 8-year plan on November 1, 2003, the anniversary date for the 8-year plan remains January 1, 2000.

The customer will be entitled to be assessed at a lower DS1 commitment level, without penalty if the Telephone Company sells off its assets in specific states.

(F) TVP Plan EnrollmentOne-, Two-, Three-, Five-Year DS1 Term Volume Plans (TVP)

When the customer elects to enroll in a TVP the customer must specify, in writing, the enrollment date (which will be the anniversary date) and the DS1 SAL commitment quantity. The specified enrollment date must be within 30 days of receipt. By the specified date, the customer must submit a request in writing or issue ASR(s) to add DS1 SALs to the TVP and/or convert month-to-month arrangement DS1 SALs to the TVP to fall within the commitment quantity specified.

Eight- and Ten-Year DS1 Term Volume Plan (ETTVP)

When the customer elects to enroll in an ETTVP the customer must specify, in writing, the enrollment date (which will be the anniversary date) and the term and volume DS1 SAL commitment. The DS1 SAL commitment quantity must be at minimum 90% of the customers actual in-service DS1 SALs at the time of enrollment. The specified enrollment date must be within 30 days of receipt of the written notice. By the specified enrollment date, the customer must submit a request in writing or issue ASR(s) to convert DS1 SALs to the ETTVP and/or convert month-to-month arrangement DS1 SALs to the ETTVP to fall within the commitment quantity specified.

(This page filed under Transmittal No. 1)

Chief Financial Officer
Tekken Street, Susupe, Saipan, MP 96950

FACILITIES FOR INTERSTATE ACCESS

5 SPECIAL ACCESS (Cont'd)5.6 Rate Regulations (Cont'd)5.6.13 DS1 Term Volume Plans (Cont'd)(G) Annual ReviewOne-, Two-, Three-, Five-Year DS1 Term Volume Plans (TVP)

Each customer's TVP will be reviewed annually. The customer will be notified in writing as to the status of the TVP. If the in-service DS1 SAL quantity falls below the commitment quantity, an allowance of 3% will be considered as having met the commitment quantity. Where the customer does not meet the minimum quantity of DS1 SALs in service, penalties will be assessed as set forth under 5.6.13(l).

If the number of DS1 SALs increase from the initial commitment, the customer will have the option of increasing the commitment level for the remainder of their TVP. If the customer chooses not to increase the commitment level, he/she may convert the increased number of DS1 SALs to a monthly plan or a second TVP plan.

The customer may decrease the commitment level at the time of the annual review and pay the applicable penalties for the amount of DS1 SALs being decreased. Penalties will apply as set forth in 5.6.13(l).

The customer will have 30 days from receipt of notification to convert DS1 SALs. If the customer does not take action during the 30 day period, the commitment level will be automatically changed to the number of TVP DS1 SALs in effect at the annual review.

Eight- and Ten-Year DS1 Term Volume Plan (ETTVP)

Each customer's ETTVP will be reviewed annually. The customer will be notified in writing as to the status of the ETTVP. If the in-service DS1 SAL quantity falls below the commitment quantity penalties will be assessed as set forth under 5.6.13(l).

During the annual review the commitment level will be reset to 90% of existing in-service SALs and cannot fall below the initial 90% commitment quantity at time of enrollment.

(This page filed under Transmittal No. 1)

Chief Financial Officer
Tekken Street, Susupe, Saipan, MP 96950

FACILITIES FOR INTERSTATE ACCESS

5 SPECIAL ACCESS (Cont'd)

5.6 Rate Regulations (Cont'd)

5.6.13 DS1 Term Volume Plan (Cont'd)

(H) TVP/ETTVP Conditions

One-, Two-, Three-, Five-Year DS1 Term Volume Plans (TVP)

If a DS1 service (circuit) consists of two DS1 SALs, both DS1 SALs must be in the TVP.

After enrolling in the plan, the customer may delete or add DS1 SALs rated at the specified term period/threshold level rate at any time during the plan. For example, if the customer subscribes to a 2-year TVP at the 61-120 DS1 SAL threshold level, DS1 SALs may be added at any time at the 2-year 61-120 threshold rate level.

Eight- and Ten-Year DS1 Term Volume Plan (ETTVP)

If a DS1 service (circuit) consists of two DS1 SALs, both DS1 SALs must be in the ETTVP.

After enrolling in the plan, the customer may add DS1 SALs rated at the specified term period/threshold level rate at any time during the plan. For example, if the customer subscribes to an 8-year ETTVP at the 10,001-20,000 DS1 SAL threshold level, DS1 SALs may be added at any time at the 8-year 10,001-20,000 threshold rate level. New DS1 SALs enrolled in the ETTVP after the initial enrollment period must remain in the plan for a minimum period of 12 months. The new DS1 SALs disconnected within the 12-month minimum period will be subject to termination liability of 100% of the MRCs for the remainder of the 12-month period.

(This page filed under Transmittal No. 1)

Chief Financial Officer
Tekken Street, Susupe, Saipan, MP 96950

FACILITIES FOR INTERSTATE ACCESS

5 SPECIAL ACCESS (Cont'd)5.6 Rate Regulations (Cont'd)5.6.13 DS1 Term Volume Plans (Cont'd)(I) Penalties for Failing To Meet CommitmentOne-, Two-, Three-, Five-Year DS1 Term Volume Plans (TVP)

When the number of TVP DS1 SALs at the annual review is less than the commitment quantity minus 3%, the penalty will be the lowest TVP rate for the current threshold in the states where the service is located, multiplied by the shortfall multiplied by 4 months.

For example, if the commitment quantity is 100 and the customer has 90 DS1 TVP SALs at the time of the annual review, the penalty described below will be applied to the shortfall difference of 97 (3% less than 100), and 90. Customer has DS1 SALs in California, Pennsylvania and Oregon.

- Current threshold level is 61-120, 5 Year term
- In-service quantity at annual review = 90
- Shortfall is $97 - 90 = 7$
- Penalty is calculated as follows:

$$\$150.00^* \times 7 \times 4 \text{ months} = \$4,200.00 \text{ penalty}$$

* Lowest TVP MRC applied the customer (California rate)

Eight- and Ten-Year DS1 Term Volume Plan (ETTVP)

When the number of ETTVP DS1 SALs at the annual review is less than the commitment quantity, the penalty will be the average ETTVP MRC per circuit, multiplied by the shortfall multiplied by 6 months.

For example, if the commitment quantity is 9000 and the customer has 8700 DS1 ETTVP SALs at the time of the annual review, the penalty described below will be applied to the shortfall difference of 9000 and 8700. Customer has DS1 SALs in every state.

- Current threshold level is 6001-10,000, 8 Year term
- Commitment quantity is 9000
- In-service quantity at annual review = 8700
- ETTVP monthly billing \$1,070,100
- Average ETTVP MRC per circuit $(\$1,070,100 / 8700) = \123
- Shortfall is $9000 - 8700 = 300$
- Penalty is calculated as follows:

$$\$123.00^* \times 300 \times 6 \text{ months} = \$ 221,400 \text{ penalty}$$

* Average ETTVP MRC (MRC revenue divided by the number of SALs in-service)

(This page filed under Transmittal No. 1)

Chief Financial Officer
Tekken Street, Susupe, Saipan, MP 96950

FACILITIES FOR INTERSTATE ACCESS

5 SPECIAL ACCESS (Cont'd)

5.6 Rate Regulations (Cont'd)

5.6.13 DS1 Term Volume Plans (Cont'd)

(J) TVP Nonrecurring Charge

One-, Two-, Three-, Five-Year DS1 Term Volume Plans (TVP)

Customers subscribing to a TVP will be assessed a nonrecurring charge per DS1 SAL except when converting standard month-to-month DS1 SALs to a TVP.

Eight- and Ten-Year DS1 Term Volume Plan (ETTVP)

Customers subscribing to an ETTVP will be assessed a nonrecurring charge per DS1 SAL installed except when converting standard month-to-month DS1 SALs to an ETTVP.

(K) Changes in Length of a TVP Period

One-, Two-, Three-, Five-Year DS1 Term Volume Plans (TVP)

Prior to the expiration of a TVP period, the customer may elect to convert to a new TVP period of the same or different length, subject to the following conditions:

- no credit will be given for the new payment period for payments made under the original TVP arrangement
- NRCs will not be reapplied for existing service(s)
- if the new TVP period is shorter in length than the time remaining under the existing TVP, the change to the new TVP period constitutes a disconnect of the existing TVP and termination liability charges will apply as set forth under 5.16.13(N).

Eight- and Ten-Year DS1 Term Volume Plan (ETTVP)

Prior to the expiration of an ETTVP period, the customer may elect to convert to a new ETTVP or TVP period of the same or different length, subject to the following conditions:

- NRCs will not be reapplied for existing service(s)
- if the new ETTVP or TVP period is shorter in length than the time remaining under the existing ETTVP, the change to the new ETTVP or TVP period constitutes a disconnect of the existing ETTVP and termination liability charges will apply as set forth under 5.16.13(N).

(This page filed under Transmittal No. 1)

Chief Financial Officer
Tekken Street, Susupe, Saipan, MP 96950

FACILITIES FOR INTERSTATE ACCESS

5 SPECIAL ACCESS (Cont'd)5.6 Rate Regulations (Cont'd)5.6.13 DS1 Term Volume Plans (Cont'd)(L) Renewal OptionsOne-, Two-, Three-, Five-Year DS1 Term Volume Plans (TVP)

At the expiration of a TVP period, the customer may select a new TVP period or convert to a month-to-month payment plan. If the customer fails to make this selection, the Telephone Company will notify the customer and continue two additional months of TVP billing. If the customer does not select a new payment plan within 60 days from the expiration date, billing will remain at the current threshold level and a new TVP period will begin based on the previously effective term and quantity commitment. All terms and conditions, including Termination Liabilities will apply to the new TVP period.

Eight- and Ten-Year DS1 Term Volume Plan (ETTVP)

At the expiration of an ETTVP period, the customer may select a new TVP period, a new ETTVP period, or convert to a month-to-month payment plan. If the customer fails to make this selection, the Telephone Company will notify the customer and continue two additional months of ETTVP billing. If the customer does not select a new payment plan within 60 days from the expiration date, billing will remain at the current threshold level and a new ETTVP period will begin based on the previously effective term and quantity commitment.

(M) Upgrade to Higher Speed ServiceOne-, Two-, Three-, Five-Year DS1 Term Volume Plans (TVP)

The customer may upgrade service to a higher speed during a TVP period. The upgraded service will be subject to all appropriate NRCs.

If the following conditions exist, no termination liabilities will be applied for the decreased number of TVP SALs that are upgraded to a higher speed service:

- The customer must notify the Telephone Company in writing, in addition to the ASR.
- The higher speed service period must be equal to or longer in length than the time remaining under the TVP.
- The upgraded service remains connected at the same point(s) of termination.

When TVP DS1 SALs are upgraded to an Optical Networking arrangement, the number of DS1 SALs upgraded will remain in the quantity count for the purpose of determining the applicable threshold level rate.

Eight- and Ten-Year DS1 Term Volume Plan (ETTVP)

The customer may upgrade service to a higher speed during an ETTVP period. The upgraded service will be subject to all appropriate NRCs. To demonstrate that the service has been upgraded, the customer must provide the Telephone Company with order number information including the Purchase Order Number (PON) of the disconnected service and the PON of the related new connect within 30 days of the conversion, after the upgrade has been made. The orders must be placed at the same time with due dates within 60 days of each other.

If the following conditions exist, no termination liabilities will be applied for the decreased number of ETTVP SALs that are upgraded to a higher speed service:

- The customer must notify the Telephone Company in writing, in addition to the ASR.
- The higher speed service period must be equal to or greater in length than the time remaining under the ETTVP.
- The upgraded service remains connected at the same point(s) of termination.

When ETTVP DS1 SALs are upgraded to a DS3 arrangement or to an Optical Networking arrangement, the number of DS1 SALs upgraded will remain in the quantity count for the purpose of determining the applicable threshold level rate.

(This page filed under Transmittal No. 1)

Chief Financial Officer
Tekken Street, Susupe, Saipan, MP 96950

FACILITIES FOR INTERSTATE ACCESS

5 SPECIAL ACCESS (Cont'd)5.6 Rate Regulations (Cont'd)5.6.13 DS1 Term Volume Plans (Cont'd)(N) Termination LiabilityOne-, Two-, Three-, Five-Year DS1 Term Volume Plans (TVP)

When a TVP arrangement is discontinued prior to the end of the commitment period, termination liability charges, as set forth below, will apply based on the remainder of the TVP period in effect at the time of disconnect.

One Year TVP - 50% of any remaining portion of the first year's recurring charges.

Two Year TVP - 50% of any remaining portion of the first year's recurring charges. In addition, for any remaining portion of the second year, the customer will be liable for 5% of the total monthly recurring charges in that period.

Three Year TVP - 50% of any remaining portion of the first year's recurring charges. In addition, for any remaining portion of the second and third years, the customer will be liable for 10% of the total monthly recurring charges in that time period.

Five Year TVP - 50% of any remaining portion of the first year's recurring charges. In addition, for any remaining portion of the second through fifth years, the customer will be liable for 15% of the total monthly recurring charges in that time period.

Eight- and Ten-Year DS1 Term Volume Plan (ETTVP)

When an ETTVP arrangement is discontinued prior to the end of the commitment period, termination liability charges, as set forth below, will apply based on the remainder of the ETTVP period in effect at the time of disconnect.

Eight-Year TVP – With TISC of 5 years, 100% of any remaining DS1 SAL Monthly Recurring Charges (MRCs) for the sixth year recurring charges. In addition, for any remaining portion of the seventh and eighth years, the customer will be liable for 25% of the total monthly recurring charges in that time period. New DS1 SALs which have not met the 12-month minimum period as outlined in section 5.6.14 (H) will only be subject to termination liabilities as outlined in section 5.6.13 (N).

Ten-Year TVP - With TISC of 5 years, 100% of any remaining DS1 SAL MRCs for the sixth year recurring charges. In addition, for any remaining portion of the seventh through tenth years, the customer will be liable for 25% of the total monthly recurring charges in that time period. New DS1 SALs which have not met the 12-month minimum period as outlined in section 5.6.13 (H) will only be subject to termination liabilities as outlined in section 5.6.13 (N).

(O) Termination Without LiabilityOne-, Two-, Three-, Five-Year DS1 Term Volume Plans (TVP)

During a TVP period, should the currently effective rate for a customer's service increase, the customer may, at their option, terminate the TVP arrangement without penalty or liability, unless the increase is a result of FCC action.

Eight- and Ten-Year DS1 Term Volume Plan (ETTVP)

During an ETTVP period, should the currently effective rate for a customer's service increase, the customer may, at their option, terminate the ETTVP arrangement without penalty or liability, unless the increase is a result of FCC action.

(This page filed under Transmittal No. 1)

Chief Financial Officer
Tekken Street, Susupe, Saipan, MP 96950

FACILITIES FOR INTERSTATE ACCESS

5 SPECIAL ACCESS (Cont'd)5.6 Rate Regulations (Cont'd)5.6.14 E1 (2.048 Mbps) High Capacity Service(A) Minimum Service Periods

E1 (2.048 Mbps) Service is offered under three minimum service periods, each with different rate levels. The minimum service periods are 1, 3 and 5 years. The customer must specify the minimum service period at the time the service is ordered.

The customer may select a longer minimum service period at any time, without penalty or application of nonrecurring charges, to obtain the lower monthly rate associated with a longer minimum service period. When the customer selects this option, he/she will receive full credit for the amount of time that the service was under the shorter minimum period. For example, if a customer ordered a one year minimum service period, then decided after six months to change to a three year minimum service period, the remaining obligation would be a period of 30 months. The new monthly recurring charges will apply beginning with the effective date of the new minimum service period.

(B) Expiration of Minimum Service Period

At the expiration of a minimum service period, the Telephone Company will continue to bill the customer for the same minimum service period rates unless the customer chooses to discontinue or converts to a different minimum service period.

When a customer retains E1 service(s) for the duration of a minimum service period, the termination liabilities expire. As long as the customer makes no physical changes to the configuration of service(s), the customer will no longer be liable for early termination discontinuance charges regardless of the minimum service period rate level.

(C) Discontinuance Without Liability - E1 Minimum Service Period

Should the recurring charges for a customer's E1 service increase, in aggregate, by more than 10% from the original recurring charges during the minimum service period, the customer may, at his/her option, terminate the E1 service without penalty or liability.

(D) Discontinuance With Liability - E1 Minimum Service Period

When E1 service is discontinued prior to the end of the minimum service period, the customer will be liable for a percentage of the total monthly charges for the remaining portion of the minimum service period. This charge will be based on the rates in effect at the time of disconnect. The customer's total liability is dependent upon the number of months remaining within the year that the service is discontinued times the liability rate for that year plus the total monthly charges for each annual period remaining in the minimum service period times the applicable liability rate. The liability rates for each year of the minimum service period are as follows:

<u>Year in Which Service Is Discontinued</u>	<u>Liability Rate</u>
1	50%
2	35%
3	30%
4	25%
5	20%

For example, if a customer with a five year minimum service period discontinues E1 service after six months within the 4th year, the customer will be liable for 25% of the total monthly charges for six months, and 20% of the total monthly charges for the 5th year.

(This page filed under Transmittal No. 1)

Chief Financial Officer
Tekken Street, Susupe, Saipan, MP 96950

FACILITIES FOR INTERSTATE ACCESS

5 SPECIAL ACCESS (Cont'd)5.6 Rate Regulations (Cont'd)5.6.14 E1 (2.048 Mbps) High Capacity Service (Cont'd)(E) Notification of Discontinuance

Notice of discontinuance must be given by the customer at least thirty days prior to actual discontinuance. Monthly charges will apply for a period of thirty days from the date the Telephone Company receives discontinuance notification or until the requested discontinuance date, whichever period is longer.

5.6.15 High Voltage Protection(A) Description

High Voltage Protection Service is used at customer locations that may require special equipment to isolate or neutralize Ground Potential Rise (GPR) and/or induced voltage caused by faults in the electric power system. GPR is a voltage difference between two or more ground electrodes caused by earth return currents. GPR on cable facilities can occur, for example, when current from lightning surges flow to ground, but GPR often is associated with voltage generated as the power system fault currents flow to ground. Maximum GPR is developed by the percentage of line-to-ground fault current entering earth through electrode impedance.

This feature will provide high voltage isolation for Special Access telecommunications, while enabling the normal transmission between the Telephone Company wire center and the equipment at the customer's location during GPR environment due to electrical power faults.

(B) Provisioning

The Telephone Company shall determine the proper levels of protection required on its network to isolate or neutralize electrical hazard, based on the information provided by the customer. The customer shall provide the Telephone Company, in writing, the technical data necessary for the Telephone Company to determine the high voltage protection requirements, at the time of application for the initial service, additions to, or changes in the existing service. In addition, the customer shall notify the Telephone Company before making changes in the electric supply that will increase the GPR at the location

FACILITIES FOR INTERSTATE ACCESS

5 SPECIAL ACCESS (Cont'd)

5.6 Rate Regulations (Cont'd)

5.6.15 High Voltage Protection (Cont'd)

(B) Provisioning (Cont'd)

The technical data for the customer's location shall include, but not be limited to, the following:

- ground grid area in square feet
- ground grid impedance in ohms
- X/R ratio at worst case fault location
- GPR in volts MS

Based on the customer's technical data provided to the Telephone Company, the Telephone Company will provide the necessary high voltage protection equipment at the Telephone Company's demarcation point on the customer's premises and at the remote drainage location. The placement of the equipment by the Telephone Company shall in no way release the customer of its responsibility for damage, loss or claims caused by electrical hazards resulting from the customer's electric power system. The Telephone Company's liability for damage, loss or claims is set forth under 2.1.3.

The customer may elect to furnish the equipment at its premises to isolate or enutralize the electrical hazard subject to the approval of the Telephone Company; however, such approval by the Telephone Company shall not relieve the customer of its responsibility to install or maintain adequate high voltage equipment. The high voltage protection equipment at the customer's location will be exclusively owned either by the Telephone Company or by the customer.

When the customer provides the high voltage equipment at its premise, the Telephone Company will provide the necessary high voltage equipment at the wire center and remote drainage location. The Telephone Company will be responsible up to and including the network interface for the termination of Special Access Services regardless of ownership of the high voltage protection equipment.

(This page filed under Transmittal No. 1)

Chief Financial Officer
Tekken Street, Susupe, Saipan, MP 96950

FACILITIES FOR INTERSTATE ACCESS

5 SPECIAL ACCESS (Cont'd)

5.6 Rate Regulations (Cont'd)

5.6.15 High Voltage Protection (Cont'd)

(B) Provisioning (Cont'd)

The Telephone Company will inspect and verify adequacy of the high voltage protection equipment when service is established and at such future times as deemed necessary due to additions, deletions, rearrangements, routine maintenance or for the purpose of verifying the adequacy of the high voltage protection equipment.

(C) Claims and Demands for Damage

The customer shall defend, indemnify and save harmless the Telephone Company from any and all loss, claims, demands, suits or other action or any liability whatsoever, whether suffered, made, instituted or asserted by the customer or by any other party or person, for any personal injury to or death of any person or persons, or for any loss, damage or destruction of any property whether owned by the customer or others, caused or claimed to have been caused directly or indirectly by the installation, operation, failure to operate, maintenance, removal, presence, condition, location or use of such equipment and services associated with high voltage protection equipment furnished by the Telephone Company or with customer equipment when combined or connected with facilities of the Telephone Company.

Services provided by the Telephone Company shall not cause the Telephone Company to become responsible for damage, loss or claims caused by electrical hazards resulting from a customer's electric power system.

(This page filed under Transmittal No. 1)

Chief Financial Officer
Tekken Street, Susupe, Saipan, MP 96950

FACILITIES FOR INTERSTATE ACCESS

5 SPECIAL ACCESS (Cont'd)5.6 Rate Regulations (Cont'd)5.6.15 High Voltage Protection (Cont'd)(D) Network Outage

Interruptions or outages of services provided to customers may occur for reasons, such as facility damage due to storm loading, vehicle accident, lightning strike, or other acts of God. Circuit failures caused by such events cannot be prevented by services provided in accordance with this service (however, interruptions and service outages due to fault-produced ground potential rise and induction can be minimized). The Telephone Company expressly states that provision of the high voltage equipment cannot prevent such service outages as may normally occur due to the proceeding circumstances. It is the responsibility of the customer to provide sufficient protection to prevent damage caused by such events.

Interruptions or outages due to the effects (GPR and/or induction) of faults in the customer's power generating, transmission and/or distribution system are minimized through the installation and maintenance of high voltage protection equipment which is designed to operate in a fault-produced electrical environment.

(E) Compliance Statement

If the Telephone Company has provided service where high voltage protection is necessary, by the customer or the customer-provided equipment is nonfunctional or inadequate or the customer fails, upon written notice, to establish or reestablish the required high voltage protection equipment or apply for and obtain such protection from the Telephone Company, or keep the Telephone Company informed of changed high voltage requirements, then the Telephone Company will disconnect service 120 days after giving the notice required, as set forth under Section 2.1.8(A).

(This page filed under Transmittal No. 1)

Chief Financial Officer
Tekken Street, Susupe, Saipan, MP 96950

FACILITIES FOR INTERSTATE ACCESS

5 SPECIAL ACCESS (Cont'd)

5.6 Rate Regulations (Cont'd)

5.6.15 High Voltage Protection (Cont'd)

(F) Rate Regulations

(1) Minimum Period

The minimum period for High Voltage Protection is one month.

(2) Rate Elements

(a) Initial Common Equipment

A nonrecurring charge and a monthly rate apply for the initial common (basic) equipment used for the physical connection to the network interface. The Initial Common Equipment can accommodate up to eight Special Access facility terminations at a customer's location.

(b) High Voltage Terminating Equipment

High Voltage Terminating Equipment is required for each Special Access facility termination. A nonrecurring charge and a monthly rate for the High Voltage Terminating Equipment apply in addition to the rates and charges for the Special Access facility as well as the associated Special Access Service regulations.

(This page filed under Transmittal No. 1)

Chief Financial Officer
Tekken Street, Susupe, Saipan, MP 96950

FACILITIES FOR INTERSTATE ACCESS

5 SPECIAL ACCESS (Cont'd)

5.6 Rate Regulations (Cont'd)

5.6.16 LAN Extension Service

(A) General

LAN (Local Area Network) Extension Service (LES) provides fiber transport connectivity between two customer designated locations (one of which must be a service provider's point of presence with the other being one of the service provider's end user).

LES is a point-to-point service, offered with a 10Mbps, 100Mbps, 1Gbps Ethernet or 1Gbps Extended Distance interface connection, available where facilities and conditions permit. Where suitable facilities and conditions are not available to provide LES, facilities may be specially constructed subject to the provisions set forth in 2.1.4, Provision of FIA, and 3.1.3, Special Construction, preceding.

(B) Service Description

LES is provisioned over two dedicated fiber strands between the customer designated locations involved where service is delivered over the network interface specified by the customer. The LES network interface converts the optical signal to an electrical Ethernet signal at speeds of 10 Mbps, or 100 Mbps. The 1 Gbps network interface enables LES to be delivered as an optical signal.

The Telephone Company's equipment at the customer's designated premises must be on conditioned power circuits (surge protected); the Telephone Company recommends an uninterrupted power supply (UPS).

No credit allowance for a service interruption is provided with LES.

Service intervals for LES are specified in Section 3.2.1 preceding.

FACILITIES FOR INTERSTATE ACCESS

5 SPECIAL ACCESS (Cont'd)

5.6 Rate Regulations (Cont'd)

5.6.16 LAN Extension Service (Cont'd)

(C) Technical Specifications

LES requires the use of single node, fiber optic facilities that meet the following specifications:

1310nm with a loss of 20dB or less for 10Mbps Ethernet
1310nm with a loss of 26dB or less for 100Mbps Ethernet
1310nm with a loss of 18dB or less for 1Gbps Ethernet
1550nm with a loss of 26dB or less for 1Gbps Ethernet (extended distance)

The dB loss is measured to include the special transport facility when applicable and any local and intra-building fibers used in the provision of LES.

(This page filed under Transmittal No. 1)

Chief Financial Officer
Tekken Street, Susupe, Saipan, MP 96950

FACILITIES FOR INTERSTATE ACCESS

5 SPECIAL ACCESS (Cont'd)5.6 Rate Regulations (Cont'd)5.6.16 LAN Extension Service (Cont'd)(D) Responsibilities and Rights of the Telephone Company

- The Telephone Company will provide the necessary fiber converter at the customer's designated premises to meet the interface requirements specified on the order for service.
- The Telephone Company is responsible for service up to and including the network interface or fiber distributing frame, as applicable. The Telephone Company's responsibility is limited to the furnishing of communications facilities suitable for LES.
- LES will not be available during those times when the Telephone Company must perform software updates and other maintenance. The Telephone Company will provide customers reasonable and timely notification to minimize impacts to the customer's service. The Telephone Company reserves the right to temporarily interrupt LES at other times in emergency situations.
- All other general regulations pertaining to the responsibilities and rights of the Telephone Company as specified in Section 2, preceding also apply.

(E) Responsibilities of the Customer

- The customer is responsible for all wiring and connections of its local area network to the customer side of the network interface or fiber distributing frame, as applicable.
- The LES customer is responsible for the installation, operation and maintenance of any customer provided equipment.
- The customer must provide a protected path for all network fibers on private property, sufficient AC or DC power to network interface equipment, access to all sites as needed by the Telephone Company personnel to perform services and a secure environment for the network equipment.
- The customer must provide a relay rack or wall space for mounting of the network interface device.
- The customer must provide connecting facility assignment (CFA) to which LES will be cross- connected to its Expanded Interconnection Service.
- The customer is responsible for any damage to the Company's network equipment resulting from problems with power provided by the customer at its locations. With the exception of connecting customer provided equipment to the network interface device, the customer may not attempt to modify, adjust or otherwise change Telephone Company owned facilities or network equipment used in the provision of service. The Telephone Company reserves the right to discontinue the provision of LES to a customer who tampers with Telephone Company owned equipment and/or facilities.
- The Telephone Company does not monitor the LES circuit. The customer may perform its own monitoring using surveillance equipment within its own network.

(This page filed under Transmittal No. 1)

Chief Financial Officer
Tekken Street, Susupe, Saipan, MP 96950

FACILITIES FOR INTERSTATE ACCESS

5 SPECIAL ACCESS (Cont'd)5.6 Rate Regulations (Cont'd)5.6.16 LAN Extension Service (Cont'd)(F) Rate Regulations

(1) The rates and charges for LES apply as Special Access Line (SAL) and Transport. The LES SAL provides the transmission path to connect a customer designated premises or Expanded Interconnection arrangement to the associated serving wire center. Included as part of the LES SAL is a converter interface arrangement which defines the technical characteristics and transmission rate of the service. LES SALs apply as a monthly recurring rate and nonrecurring charge for each SAL provided. LES Transport applies as a recurring monthly charge for the airline distance between the serving wire centers associated with the locations involved.

(2) LES Term Plans

- (a) LES is provided with a term plan of 3 or 5 years. The customer must specify the term plan selected in its order for service. The LES Cross Connect rate element associated with terminating LES at an Expanded Interconnection Service arrangement are provided on a month-to-month basis and will not be included in the term plan for the associated service.
- (b) At any time during the term commitment period, the customer may replace LES with LES of a higher transmission rate without incurring termination liability on the LES being replaced, provided that the term plan of the replacing LES is equal to, or greater than, the term commitment period of the plan being replaced.
- (c) At any time during the term commitment period, the customer may convert to a new LES term plan of the same or different term commitment, subject to the following:
- No time-in-service credit will be granted for the period of time the replaced term commitment period was in effect.
 - Termination liability will not apply to the plan being replaced, provided that the term commitment period of the replacing plan is equal to or longer than the term commitment period being replaced.

(This page filed under Transmittal No. 1)

Chief Financial Officer
Tekken Street, Susupe, Saipan, MP 96950

FACILITIES FOR INTERSTATE ACCESS

5 SPECIAL ACCESS (Cont'd)

5.6 Rate Regulations (Cont'd)

5.6.16 LAN Extension Service (Cont'd)

(F) Rate Regulations(Cont'd)

(2) LES Term Plans (Cont'd)

- (d) All rate elements associated with LES must be under the same term plan with the same term commitment period.
 - (e) At expiration of the term commitment period, the prevailing rates for the current plan will continue until the customer cancels service or requests a new term plan.
 - (f) If service is disconnected in whole or in part prior to the end of the selected term commitment period, termination liability equal to the applicable monthly rate for the service multiplied by the number of months remaining in the unexpired portion of the term plan will apply. Minimum period charges as set forth in Section 2.4.2 preceding may also apply.
 - (g) Termination liability will not apply if the customer disconnects service due to a Telephone Company initiated rate increase. Within sixty calendar days of the rate increase, the customer must notify the Telephone Company in writing of its intent to disconnect service due to the increased rate and must disconnect the service within ninety calendar days of the rate increase.
- (3) Cancellation of a LES order in whole or in part prior to the establishment of service is subject to the cancellation charges set forth in Section 2.4.3 preceding.
 - (4) A move in the point of termination of LES is subject to the regulations set forth in Section 5.6.4(B), preceding.
 - (5) The minimum period for LES is three years. LES Special Access Lines and LES Special Transport are subject to a three-month minimum period.

(This page filed under Transmittal No. 1)

Chief Financial Officer
Tekken Street, Susupe, Saipan, MP 96950

FACILITIES FOR INTERSTATE ACCESS

5 SPECIAL ACCESS (Cont'd)5.6 Rate Regulations (Cont'd)5.6.17 DS3 Term Volume Plan(A) Description

- (1) The DS3 Term Volume Plan (**DS3 TVP**) provides a customer with discounted monthly recurring rates for DS3 Special Access Line (**SAL**) rate elements based upon a term commitment and a committed number of DS3 SALs (**DS3 Commitment Quantity**). The DS3 Commitment Quantity represents the total number of DS3 SALs that the customer commits to the DS3 TVP, regardless of the total number of DS3 SALs that the customer currently has in-service in the operating territories of this tariff. Only one DS3 Commitment Quantity is allowed for the DS3 TVP. The DS3 Commitment Quantity (along with the Term Commitment as defined in (A)(2) following) determines the Commitment Level and corresponding rates applicable to the DS3 SALs included in the TVP. Commitment Levels are described in (C) following (**Commitment Level**).
- (2) The DS3 TVP is offered for a 3, 5, or 7 year term commitment period (**Term Commitment**). Upon subscription to the DS3 TVP, all of the customer's DS3 that are eligible for inclusion in the DS3 TVP (whether or not such DS3s are actually included in the Commitment Level) will be billed at the applicable DS3 TVP rate level. The applicable DS3 TVP rate level corresponds to the length of the Term Commitment selected by the customer and a Commitment Level as determined by the DS3 Commitment Quantity. For example, if a customer commits 51 DS3 circuits to a 3 year Term Commitment under this DS3 TVP, but has a total of 150 DS3 circuits in-service, the customer will receive a rate corresponding to a Term Commitment of 3 years for a Commitment Level of 50-149 DS3 circuits for all 150 DS3 circuits.
- (3) During the DS3 TVP term, the customer may elect to increase the DS3 Commitment Quantity in accordance with (G) following, the Term Commitment in accordance with (H) following, or both.
- (4) The regulations and rates set forth in this Section 5.6.17 apply only to the DS3 SAL rate elements for Eligible DS3 Services, as defined in (D)(1) following, under a DS3 TVP. All other rate elements or additional features associated with the service are provided at the rates and regulations set forth elsewhere in this tariff as they may apply to those associated rate elements or additional features.

(This page filed under Transmittal No. 1)

Chief Financial Officer
Tekken Street, Susupe, Saipan, MP 96950

FACILITIES FOR INTERSTATE ACCESS

5 SPECIAL ACCESS (Cont'd)5.6 Rate Regulations (Cont'd)5.6.17 DS3 Term Volume Plan (Cont'd)(B) DS3 TVP Enrollment and Conversion of DS3 Services

- (1) A customer wishing to subscribe to a DS3 TVP must submit a written request to the Telephone Company. The written request must be submitted in a manner designated by the Telephone Company, and must include all of the following.
 - (a) The enrollment date for the DS3 TVP. This is the date on which DS3 TVP rates will commence and serves as the anniversary date for the DS3 TVP for the purpose of administering the Annual Review described in (E) following. The enrollment date must be within thirty (30) calendar days of the Telephone Company receiving the customer's written subscription to DS3 TVP.
 - (b) The DS3 Commitment Quantity for the DS3 TVP. The DS3 Commitment Quantity shall be the number of DS3 SALs that the customer includes in the DS3 TVP and shall correspond to a Commitment Level as described in (C) following. In order to subscribe to DS3 TVP, a minimum of twenty (20) DS3 SALs must be committed to the DS3 TVP.
 - (c) The Term Commitment for the DS3 TVP. Term Commitment periods of 3-years, 5-years, or 7-years are offered.
 - (d) The Access Customer Name Abbreviations (**ACNAs**) to include in the DS3 TVP. Customer must own or have the right to utilize all the ACNAs subscribed to this DS3 TVP, and must otherwise comply with the terms and conditions of this tariff. Subsequent to initial subscription, additional ACNA(s) may be included in the DS3 TVP so long as the customer complies with the terms and conditions set forth in this tariff. Such requests must be made in the same manner and by providing the same information required for initial subscription under this (B) (1). The DS3 Commitment Quantity and the resulting Commitment Level must be increased to include the additional SALs associated with the addition of any ACNA(s). The increased Commitment Level will apply through the end of the Term Commitment. No adjustment to prior billing will be made, and no credits will be given based on the new Commitment Level as set forth in (G) following.
 - (e) Request for Time-in-Service Credit (**TISC**). TISC is described in (K) (2) following. TISC must be requested by the customer in writing and agreed to by the Telephone Company prior to the enrollment date of the DS3 TVP. The customer must request TISC in its initial subscription under this (B) (1) and the request must include all of the information specified in (K) (2) following. No requests for TISC will be accepted after the enrollment date of the DS3 TVP.

(This page filed under Transmittal No. 1)

FACILITIES FOR INTERSTATE ACCESS

5 SPECIAL ACCESS (Cont'd)

5.6 Rate Regulations (Cont'd)

5.6.17 DS3 Term Volume Plan (Cont'd)

(B) DS3 TVP Enrollment and Conversion of DS3 Services (Cont'd)

- (2) When an Eligible DS3 Service (as described in (D)(1) following) under a term plan is discontinued in order to include the DS3 SAL in the DS3 TVP, no termination penalty will apply for early termination of that DS3 Service. TISC under (K)(2) following may be available for the time that the DS3 SAL was under a term plan prior to conversion to the DS3 TVP.
- (3) Where there is no service interruption, billing interruption or other changes to an existing service being converted to the DS3 TVP, nonrecurring charges do not apply for the conversion.
- (4) If the customer converts a service that is not an Eligible DS3 Service, as defined in (D)(1) following, (such as DS3 Unlimited System) to a service that is an Eligible DS3 Service, as defined in (D)(1) following, such conversion will be treated as a disconnection of the existing service and installation of a new service and all applicable charges, terms and conditions will apply. The new TVP eligible service will be included in the in-service quantity count as of the order completion date for the conversion, and the applicable DS3 TVP rates will apply as of that date.

(C) Commitment Levels

The DS3 Commitment Quantity as specified by the customer determines the Commitment Level for the DS3 TVP. The Commitment Level determines the rates applicable to all DS3 SALs included in the DS3 TVP. These rates are arranged in tiers based on the Commitment Level (shown in parentheses below).

- Commitment Level 1 (20 DS3 SALs – 49 DS3 SALs)
- Commitment Level 2 (50 DS3 SALs – 149 DS3 SALs)
- Commitment Level 3 (150 DS3 SALs – 274 DS3 SALs)
- Commitment Level 4 (275 DS3 SALs – 499 DS3 SALs)
- Commitment Level 5 (500 DS3 SALs or more)

(This page filed under Transmittal No. 1)

Chief Financial Officer
Tekken Street, Susupe, Saipan, MP 96950

FACILITIES FOR INTERSTATE ACCESS

5 SPECIAL ACCESS (Cont'd)

5.6 Rate Regulations (Cont'd)

5.6.17 DS3 Term Volume Plan (Cont'd)

(D) Terms and Conditions

- (1) The DS3 TVP includes only SALs associated with Protected Individual DS3s without Company Electronics or Protected Individual DS3s with Company Electronics. No other DS3 offerings as set forth in this or other sections of this tariff will be included in the DS3 TVP.
- (2) Subsequent to initial enrollment to the DS3 TVP under (B) preceding, the customer may, at any time during the Term Commitment, purchase additional DS3 SALs which are Eligible DS3 Services, each of which shall be automatically included in the DS3 TVP. The additional SALs will be billed at the same rate level as all of the other DS3 SALs in the DS3 TVP. Rate levels for DS3 SALS in a DS3 TVP are determined by the Term Commitment and DS3 Commitment Quantity for the TVP. The addition of new DS3 SALs does not change the DS3 Commitment Quantity.

(This page filed under Transmittal No. 1)

Chief Financial Officer
Tekken Street, Susupe, Saipan, MP 96950

FACILITIES FOR INTERSTATE ACCESS

5 SPECIAL ACCESS (Cont'd)5.6 Rate Regulations (Cont'd)5.6.17 DS3 Term Volume Plan (Cont'd)(E) Annual Review

- (1) On the anniversary date of the customer's DS3 TVP, the Telephone Company will conduct an Annual Review to determine if the customer has met its DS3 Commitment Quantity of DS3 SALs for the prior twelve (12) months. For purposes of conducting the Annual Review, the Telephone Company will develop an average number of DS3 SALs that were in-service over the prior 12 months by first summing the actual number of DS3 SALs that were in-service for each of the prior 12 months and then dividing that total by twelve (12). The anniversary date shall be determined as set forth in (B) (1) (a) preceding.
- (2) For purposes of the Annual Review, an allowance of up to three percent (3%) below the committed number of in-service DS3 SALs (rounded to the nearest DS3) will be considered as having met the DS3 Commitment Amount. The DS3 Commitment Quantity less the three percent (3%) allowance shall be defined as the **Minimum DS3 Commitment Quantity**. For example, the Minimum DS3 Commitment Quantity for 48 DS3 SALs is considered to be met if the average number of in-service DS3 SALs determined at the Annual Review is no less than 47 (e.g., 48 DS3 SALs less 3% allowance = 46.56 and then rounded up to 47 SALs). The average number of in-service DS3 SALs determined at the Annual Review may exceed the DS3 Commitment Quantity, subject to (E) (4) and (E) (5) following.
- (3) Where the average number of in-service DS3 SALs at the time of the Annual Review is less than the Minimum DS3 Commitment Quantity determined in (E) (2) preceding (i.e., customer has not met its DS3 Commitment Quantity, less the 3% allowance), a penalty as set forth under (F) following will be assessed.
- (4) Where the average quantity of in-service DS3 SALs at the time of the Annual Review is equal to the customer's Minimum DS3 Commitment Quantity (i.e., customer has met its DS3 Commitment Quantity, less the 3% allowance), or exceeds the DS3 Commitment Quantity by no more than thirty percent (30%), no penalty applies. The current DS3 Commitment Quantity will continue for the remainder of the TVP Term Commitment unless otherwise adjusted under this Section (E) and (G) following.

(This page filed under Transmittal No. 1)

Chief Financial Officer
Tekken Street, Susupe, Saipan, MP 96950

FACILITIES FOR INTERSTATE ACCESS

5 SPECIAL ACCESS (Cont'd)5.6 Rate Regulations (Cont'd)5.6.17 DS3 Term Volume Plan (Cont'd)(E) Annual Review (Cont'd)

- (5) Where the average quantity of in-service DS3 SALs at the time of the Annual Review exceeds the DS3 Commitment Quantity by more than thirty percent (30%), the DS3 Commitment Quantity will be automatically reset by the Telephone Company to a level that is equal to the existing DS3 Commitment Quantity of DS3 SALs plus 50% of the number of DS3 SALs that are in excess of the current DS3 Commitment Quantity rounded to the next DS3 SAL. For example, if the existing DS3 Commitment Quantity at the time of Annual Review is 100 DS3 SALs, and the average in-service quantity at the time of Annual Review is 137 DS3 SALs, the new DS3 Commitment Quantity will be set at 119 SALs ($100 + (37 \times .5) = 118.5$ DS3 SALs rounded to the nearest whole number) and will apply for the remainder of the Term Commitment unless otherwise adjusted under this Section (E).
- (6) Within thirty (30) days after completion of an Annual Review, the customer has the option to reduce its DS3 Commitment Quantity under the Buy Down option described in (G) (4) following. Should the Annual Review result in the automatic increase of the DS3 Minimum Commitment Quantity as described in (E)(5) above, such increase will be applied before the customer may exercise the Buy Down option.. The reduced Commitment Level will be utilized for administering the terms and conditions in this Section 5.6.19 for the remainder of the Term Commitment. Buy Down provisions will be applied after application of any Shortfall Penalties due as a result of that Annual Review. The customer's exercise of the Buy Down provisions shall not relieve the customer of any Shortfall Penalties that are assessed by Telephone Company prior to the exercise of the Buy-Down. No adjustment to prior billing will occur, and no credits will be given for reduction to the DS3 Commitment Quantity under the Buy Down option.

(F) Shortfall Penalties for Failing To Meet the Commitment Level

When the average number of in-service DS3 SALs at the Annual Review is less than the Minimum DS3 Commitment Quantity, as determined in (E)(2) preceding, a shortfall penalty applies. The shortfall penalty is calculated by multiplying the following:

- (i) TVP rate for the predominant service type purchased by the customer (for example, if sixty percent (60%) of the customer's DS3 SALs included in the DS3 TVP are End User DS3 SALs with Company Electronics, then the rate for End User DS3 SALs with Company Electronics shall apply) by
- (ii) The Minimum DS3 Commitment Quantity minus the average in-service quantity of DS3 SALs by
- (iii) twelve (12) months

(This page filed under Transmittal No. 1)

Chief Financial Officer
Tekken Street, Susupe, Saipan, MP 96950

FACILITIES FOR INTERSTATE ACCESS

5 SPECIAL ACCESS (Cont'd)5.6 Rate Regulations (Cont'd)5.6.17 DS3 Term Volume Plan (Cont'd)(F) Shortfall Penalties for Failing To Meet the Commitment Level (Cont'd)

For example, a customer that has predominantly End User DS3 SALs with Company Electronics would incur the following shortfall penalty if it failed to meet its Minimum DS3 Commitment Quantity as calculated under (E) (2) preceding at the Annual Review. Assume the following circumstances occurred.

- Current commitment is 101 circuits.
- Average quantity of In-service DS3 SALs at Annual Review = 90
- Minimum DS3 SAL requirement is 101 less 3%, or 98 circuits
- Shortfall is $98 - 90 = 8$
- Rate for predominant type of DS3 SAL is \$975
- Shortfall penalty amount is $8 \times \$975 \times 12 = \$93,600$

(G) Changes to Commitment Level

- (1) At any time during the Term Commitment, the customer may increase the DS3 Commitment Quantity to achieve a higher Commitment Level. Such request must be submitted in writing to the Telephone Company in accordance with the same requirements used for initial enrollment to DS3 TVP under (B) preceding. The rates associated with the increased DS3 Commitment Quantity are effective upon the enrollment date specified in the customer's written subscription to increase the DS3 Commitment Quantity. No retroactive adjustment prior to the subscription date for the increased DS3 Commitment Quantity will be made for any additional discount that may be associated with the customer-initiated increase in Commitment Level.
- (2) When the DS3 Commitment Quantity for the TVP is reduced under (G) (4) following for a Buy-Down of the DS3 Commitment Quantity, the DS3 Commitment Quantity resulting from the Buy-Down will become the DS3 Commitment Quantity for determining the Commitment Level and rates going forward, and DS3 Commitment Quantity for the Annual Review(s) going forward.
- (3) In the event that the Telephone Company sells off its assets in a specific state(s) and ceases to provide DS3 SALs currently included in the TVP, the customer has the option to reduce its DS3 Commitment Quantity up to the affected number of DS3 SALs without penalty. If this reduction moves the customer to a different Commitment Level, the rates associated with the new Commitment Level will apply going forward. For example, if the customer has a DS3 Commitment Quantity of 155 DS3 SALs and the Telephone Company sells its assets with ten (10) affected DS3 SALs, the customer may reset its DS3 Commitment Quantity at any point between 155 and 145 without penalty, providing the customer notifies the Telephone Company in writing.

(This page filed under Transmittal No. 1)

Chief Financial Officer
Tekken Street, Susupe, Saipan, MP 96950

FACILITIES FOR INTERSTATE ACCESS

5 SPECIAL ACCESS (Cont'd)5.6 Rate Regulations (Cont'd)5.6.17 DS3 Term Volume Plan (Cont'd)(G) Changes to Commitment Level (Cont'd)

- (4) Within 30 days after completion of the Annual Review, the customer may reduce (**Buy-Down**) its DS3 Commitment Quantity. Customers may exercise the Buy-Down option by notifying the Telephone Company in writing and paying an amount equal to twenty percent (20%) of the recurring monthly charges for the remainder of the Term Commitment for each DS3 SAL that is removed from the DS3 Commitment Quantity. The monthly rate used to calculate the Buy-Down penalty is the DS3 SAL rate for the predominant type of DS3 SAL as defined in (F) preceding. The following is an example of calculation of the Buy-Down option. Assume the following:

Monthly rate for the predominant type of DS3 SAL is the End User SAL with Company Electronics at:	\$975
Remaining months in plan:	36
Number of circuits reduced:	8

The Buy Down amount would be $\$975 \times 36 \times 8 \times 20\%$ Buy Down = \$56,160.

(H) TVP Term Commitment Extension Option

- (1) Prior to expiration of its DS3 TVP, the customer may convert its existing DS3 TVP to a new DS3 TVP of equal or greater Term Commitment. The effective date of the conversion to a new DS3 TVP of equal or greater Term Commitment will be the subscription date for the new DS3 TVP. Written subscription for the conversion must be submitted by the customer in the same manner as an initial subscription as described in (B) preceding. The customer may request Conversion Time-In-Service-Credit (**C-TISC**) for the period of time that the prior DS3 TVP was in effect, beginning with the date of subscription to the prior DS3 TVP and ending with the date of subscription to the new DS3 TVP. C-TISC reduces the time for which the new DS3 TVP is subject to termination liability under (K) following. For example, if a customer converts to a new five (5) year DS3 TVP after the first twenty-four (24) months of a three (3) year Term Commitment, the customer is eligible for up to 24 months of C-TISC. The amount of C-TISC must be specified by the customer at the time of subscription to the new plan in accordance with (K) (2) following.
- (2) Prior to expiration of its DS3 TVP Term Commitment, if the customer converts its existing DS3 TVP to a new DS3 TVP of lesser Term Commitment than its current DS3 TVP, this will be a discontinuance of the current DS3 TVP and termination liability will apply as described in (K) following. The customer will be deemed to have subscribed to a new DS3 TVP with the lesser Term Commitment effective on the date of disconnection of the existing DS3 TVP. All Terms and Conditions in this Section 5.6.17 will apply to such new DS3 TVP with the lesser Term Commitment.

(This page filed under Transmittal No. 1)

Chief Financial Officer
Tekken Street, Susupe, Saipan, MP 96950

FACILITIES FOR INTERSTATE ACCESS

5 SPECIAL ACCESS (Cont'd)

5.6 Rate Regulations (Cont'd)

5.6.17 DS3 Term Volume Plan (Cont'd)

(I) TVP Renewal Options

- (1) At the expiration of the TVP Term Commitment, the customer may select a new DS3 TVP or may convert to any other payment plan offered in this tariff for DS3 Service. If the customer fails to make an election, the Telephone Company will continue DS3 TVP billing based on the current Commitment Level and Term Commitment for sixty (60) calendar days beyond the scheduled expiration date of the DS3 TVP or until an election is made.
- (2) If the customer does not select a new DS3 TVP or convert to another payment plan within sixty (60) calendar days beyond the scheduled expiration date, the current DS3 TVP will be automatically renewed at the DS3 Commitment Quantity and Term Commitment in effect on the expiration date, and a new DS3 TVP term will begin. The effective date of the new DS3 TVP is the same date on which the old DS3 TVP expires.
- (3) All terms and conditions under this Section 5.6.17, including termination liabilities, will apply to the renewed DS3 TVP.
- (4) If the customer chooses to convert to a term plan option other than a DS3 TVP, this election will be treated as a disconnect of the existing service and installation of a new service, and all applicable rates, terms, conditions, ordering processes, and obligations associated with the new service option will apply. However, installation charges do not apply to those DS3 SALs that are in service on the date that they are converted from the DS3 TVP to the other term plan.

(This page filed under Transmittal No. 1)

Chief Financial Officer
Tekken Street, Susupe, Saipan, MP 96950

FACILITIES FOR INTERSTATE ACCESS

5 SPECIAL ACCESS (Cont'd)5.6 Rate Regulations (Cont'd)5.6.17 DS3 Term Volume Plan (Cont'd)(J) Upgrade to Equal or Higher Speed Service

- (1) During the Term Commitment, the customer may upgrade DS3 service under a DS3 TVP to an equal or higher speed service by disconnecting the DS3 Service under the DS3 TVP and installing the upgraded service in accordance with the terms and conditions for that service. The upgraded service is subject to all terms, conditions, rates, and charges for the upgraded service as specified in the applicable sections of this tariff.
- (2) Customer will qualify for adjustment of their DS3 Commitment Quantity, as set forth in (J) (3) following, if customer is unable to meet the Minimum DS3 Commitment Quantity and is subject to shortfall penalties as a direct result of its discontinuation of DS3 SALs which are upgraded to an equal or higher speed service. Customer will qualify for such adjustment to its DS3 Commitment Quantity only if the following terms and conditions are met:
 - (a) Both the discontinued service and the upgraded service are provided solely by the Telephone Company under this tariff.
 - (b) The total bandwidth of the upgraded service is equal to or greater than the total bandwidth of the discontinued service. For example, if two (2) in-service DS3 SALs are discontinued and replaced by an OC-3 level SONET service (equivalent to 3 DS3s), the customer would be eligible to receive credit for two (2) DS3 SALs under this provision.
 - (c) The orders to disconnect the existing service and install the upgraded service are placed at the same time and with due dates that are within ninety (90) days of each other.
 - (d) The Term Commitment for the upgraded service must be equal to or greater than the Term Commitment for the discontinued service, except when an equal to or greater than Term Commitment period is not available under the upgraded service, in which case the longest Term Commitment period offered on the upgraded service must be selected.
 - (e) The originating and terminating locations of the service being upgraded are the same originating and termination locations for the replaced (upgraded) service.

(This page filed under Transmittal No. 1)

Chief Financial Officer
Tekken Street, Susupe, Saipan, MP 96950

FACILITIES FOR INTERSTATE ACCESS

5 SPECIAL ACCESS (Cont'd)5.6 Rate Regulations (Cont'd)5.6.17 DS3 Term Volume Plan (Cont'd)(J) Upgrade to Equal or Higher Speed Service (Cont'd)

- (3) In addition to (2) (a) through (e) preceding, the customer must provide written notice of the upgrade to the Telephone Company for its use during the Annual Review. Written notification must be made at the time the customer orders the upgrade and/or thirty (30) calendar days following the Annual Review as described in (E) preceding. The notification must be received by the Telephone Company within the allotted time, or the customer may be subject to a shortfall penalty if it fails to meet the Minimum DS3 Commitment Quantity for the Annual Review period. Such notice must include order number information, including the purchase order number (**PON**), of each disconnected service that was upgraded during the Annual Review period. Failure to provide written notification to the Telephone Company within the allotted time will result in the customer forfeiting any credit for the upgrade that would otherwise apply.
- (4) DS3 SALs that qualify as upgrades under (1) through (3) preceding will be added to the customer's actual in-service DS3 SAL counts for the purpose of determining whether the customer met the Minimum DS3 Commitment Quantity for the remainder of the TVP term. For example, if the customer has a DS3 Commitment Quantity of 155 DS3 SALs and is eligible for 20 DS3 SAL upgrades to a high speed service, the customer will have met the Minimum DS3 Commitment Quantity if their average in-service quantity of DS3 SALs is equal to or greater than 130 DS3 SALs (e.g., 155 less 3% (5 DS3 SALs) less 20 DS3 SALs equals 130 DS3 SALs).

(K) Termination Liability

- (1) When the entire DS3 TVP is discontinued prior to the end of the Term Commitment, termination liability applies to each DS3 SAL that is in-service on the date of discontinuance. Termination liability charges apply from the date of discontinuance to the end of the Term Commitment of the DS3 TVP. When applicable, termination liability is equal to one hundred percent (100%) of the total monthly recurring charges for the remaining portion of the first year and fifteen percent (15%) of the total monthly recurring charges for the remainder of the Term Commitment. The monthly rates used to calculate termination liability are the monthly rates that would otherwise apply had the DS3 TVP not been discontinued (i. e., charges based on current Commitment Level and Term Commitment at the time of discontinuance).

(This page filed under Transmittal No. 1)

Chief Financial Officer
Tekken Street, Susupe, Saipan, MP 96950

FACILITIES FOR INTERSTATE ACCESS

5 SPECIAL ACCESS (Cont'd)5.6 Rate Regulations (Cont'd)5.6.17 DS3 Term Volume Plan (Cont'd)(K) Termination Liability (Cont'd)(2) TISC

- (a) TISC reduces the time for which the new DS3 TVP is subject to termination liability under (K)(1) preceding. TISC will be granted based on the longest in service time of any DS3 circuit being converted and the Term Commitment of the TVP as shown in the following table:

<u>DS3 SAL Time In-Service</u>	<u>TVP Plan Term</u>	<u>TISC Allowance</u>
24 to 36 months	3 Years or Longer	6 months credit
Over 36 months	3 Years	6 months credit
Over 36 months	5 Years or Longer	12 months credit

For example, if the customer had SALs with in service times of 11 months, 18 months, 26 months, and 48 months and subscribed to a 3-Year TVP, they would be eligible for 6 months of TISC, as set forth in the table above. If that same customer subscribed to a 5-Year TVP, they would be eligible for 12 months TISC.

- (b) In order to receive TISC, the customer must have requested TISC at the time of initial subscription to the DS3 TVP under (B) preceding by providing the circuit ID and Service Establishment Date (**SED**) of the qualifying circuit.
- (c) The maximum amount of TISC available under this Section 5.6.17 is twelve (12) months. TISC will be applied to the end of the Commitment Period. TISC reduces the number of months from the end of the selected Commitment Period to which termination liability charges are applicable for the purposes of calculating any Termination Liability that may be applied under this Section (K). For example, if the customer qualifies for 12 months of TISC as described above, and cancels a 5-Year (60 months) TVP in the 36th month of the plan, the termination liability will be calculated as if the Term Commitment for the TVP was 48 months. The customer would be liable for 12 months of Termination Liability at 15% of the applicable rate.
- (d) The customer may also receive C-TISC as a result of converting its DS3 TVP to a new DS3 TVP under (H) preceding. For example, if the customer in the example described in (K)(2)(c) preceding was also eligible for 12 months of C-TISC (i.e., 12 months of TISC and 12 months of C-TISC), the total credit received by the customer would be 24 months. Termination liability would be calculated as if the Commitment Term of the TVP were: 60 months original Term Commitment – 24 months total TISC = 36 months, and no Termination Liability charges would apply.

(This page filed under Transmittal No. 1)

FACILITIES FOR INTERSTATE ACCESS

5 SPECIAL ACCESS (Cont'd)5.6 Rate Regulations (Cont'd)5.6.17 DS3 Term Volume Plan (Cont'd)(L) Termination Without Liability

- (1) Subject to the terms and conditions set forth in this Section 5.6.17, including any shortfall penalties that might apply for failing to meet the Minimum DS3 Commitment Quantity, Minimum Period charges, and all other applicable requirements and penalties as set forth in other sections of this tariff, individual DS3 SALs may be disconnected under the DS3 TVP without the application of termination liability charges.
- (2) In the event the Telephone Company initiates a rate increase and the total discounted monthly billing for the affected service type increases by eight percent (8%) or more, the customer may cancel the DS3 TVP without the application of termination liability, as set forth in (K) preceding. The customer must exercise its option to cancel the DS3 TVP under these conditions by providing written notice to the Telephone Company within thirty (30) calendar days of the date of the effective rate increase.

(M) Minimum Period Charges

A one (1) year minimum period will apply to all new DS3 SALs that are added after the DS3 TVP enrollment date. If such service is disconnected prior to completion of the first year following establishment of such service, a charge equal to 100% of the monthly recurring charge for such service applies for the balance of the minimum period. Minimum period charges are in addition to any termination liabilities that may be assessed in accordance with (K)(1) preceding, and no Time in Service Credits are applicable for the minimum period. For example, assume that the customer subscribes to DS3 TVP on the first day of January and subsequently orders a new service under its DS3 TVP on the first day of February in the same year. Also assume that the customer disconnects that same service seven (7) months later and that the monthly recurring charge for that service at the time of the disconnection is \$900. Further, assume that the customer continues to be enrolled in its DS3 TVP. The Minimum Period Charge will be the five (5) remaining months x \$900 = \$4,500 Minimum Period liability. DS3 SALs that are already in-service at the time of initial subscription to TVP are not subject to the 1 year minimum period under this (K)(3).

(This page filed under Transmittal No. 1)

Chief Financial Officer
Tekken Street, Susupe, Saipan, MP 96950

FACILITIES FOR INTERSTATE ACCESS

5 SPECIAL ACCESS (Cont'd)

5.6 Rate Regulations (Cont'd)

5.6.17 DS3 Term Volume Plan (Cont'd)

(N) Rate Changes

The Telephone Company may change rates for any or all of the DS3 TVP SAL rate elements at any time. Subject to the provisions of (L) (2) preceding, the new rates will apply for the remainder of the TVP Term.

(O) TVP Nonrecurring Charge

With the exception of converting an existing DS3 SAL to a DS3 TVP under (B) (3) preceding, nonrecurring charges apply as specified in this or other sections of this tariff.

(This page filed under Transmittal No. 1)

Chief Financial Officer
Tekken Street, Susupe, Saipan, MP 96950

Issued: September 18, 2023

FACILITIES FOR INTERSTATE ACCESS

5. SPECIAL ACCESS (Cont'd)5.7 Rates and Charges5.7.1 Digital Data Service Facilities*
(2.4, 4.8, 9.6, 19.2, 56, 64 Kbps)(A) Standard Arrangements

		<u>Special Access Line</u>	
	All Speeds	2.4, 4.8,	
	Nonrecurring	9.6, 19.2 Kbps	56, 64 Kbps
	<u>Charge</u>	<u>Monthly Rate</u>	<u>Monthly Rate</u>
	(NRBDD)	(EUCXX)	(EUCXX)
		(TNTM2)**	(TNTM2)**
	\$ 224.73 (R)	\$ 179.78 (R)	\$ 179.78 (R)

<u>Special Transport</u>	<u>Special Access Line</u>		
All Speeds	All Speeds	2.4, 4.8,	
(Per Airline Mile)	Nonrecurring	9.6, 19.2 Kbps	56, 64 Kbps
<u>Monthly Rate</u>	<u>Charge</u>	<u>Monthly Rate</u>	<u>Monthly Rate</u>
(1LFSX)	(NRBDD)	(LCH)	(LCH)
\$ 7.87 (R)	\$ 224.73 (R)	\$ 179.78 (R)	\$ 179.78 (R)

* Rate applicable on Saipan only - all other islands are ICB.

(This page filed under Transmittal No. 52)

Chief Financial Officer
Tekken Street, Susupe, Saipan, MP 96950

Issued: September 18, 2023

Effective: October 3, 2023

FACILITIES FOR INTERSTATE ACCESS

5. SPECIAL ACCESS (Cont'd)5.7 Rates and Charges (Cont'd)5.7.1 Digital Data Service Facilities* (Cont'd)
(2.4, 4.8, 9.6, 19.2, 56, 64 Kbps)(B) DDS Optional Payment Plan

All Speeds Nonrecurring Charge	<u>Special Access Line</u> 2.4, 4.8, 9.6, 19.2, 56, 64 Kbps Monthly Rates		
	(SLHF1)	(SLHF3)	(SLHF5)
	1 Year <u>MRC</u>	3 Year <u>MRC</u>	5 Year <u>MRC</u>
	\$ *****	\$ 103.13 (R)	\$ 97.94 (R)

<u>Special Access Line</u> 56, 64 Kbps Monthly Rate		
1 Year <u>MRC</u> (LCYF1)	3 Year <u>MRC</u> (LCYF3)	5 Year <u>MRC</u> (LCYF5)
\$ 103.13 (R)	\$ 97.94 (R)	\$ 92.74 (R)

* Rate applicable on Saipan only - all other islands are ICB.

** Please refer to Sections 5.6.1(C)(4) for rate application and 5.7.1(A) for applicable rate.

(This page filed under Transmittal No. 52)

Chief Financial Officer
Tekken Street, Susupe, Saipan, MP 96950

Issued: September 18, 2023

FACILITIES FOR INTERSTATE ACCESS

5. SPECIAL ACCESS (Cont'd)5.7 Rates and Charges (Cont'd)5.7.2 High Capacity DS1 (1.544 Mbps) Facilities*(A) Standard Arrangements

Special Access Line
Nonrecurring
Charge

\$ 404.50 (R)

Special Access Line
Monthly
Rate
(EUW)
(1XCDX)

\$ 224.73 (R)

Special Transport Termination
Monthly Rate
(TRG)

\$ 34.66 (R)

Special Transport (Per Airline Mile)
Monthly Rate
(1LFSX)

\$ 13.82 (R)

* Rates applicable on Saipan only - all other islands are ICB.

(This page filed under Transmittal No. 52)

Chief Financial Officer
Tekken Street, Susupe, Saipan, MP 96950

Issued: September 18, 2023

FACILITIES FOR INTERSTATE ACCESS

5 SPECIAL ACCESS (Cont'd)5.7 Rates and Charges (Cont'd)5.7.3 DS1 Term Volume Plan (TVP)*(A) Special Access Line, Per DS1 SAL(1) One Year Term

Nonrecurring Charge, <u>All Thresholds</u>	<u>Monthly Rate</u> <u>DS1 SAL</u> <u>Threshold Levels</u> (EU7VX) (NRBVR)		
	<u>1-60</u>	<u>61-120</u>	<u>121-240</u>
\$ 404.50 (R)	\$ 179.78 (R)	\$ 170.79 (R)	\$ 161.80 (R)

<u>Monthly Rate</u> <u>DS1 SAL</u> <u>Threshold Levels</u> (1X7VX) (NRBVR)			
\$ 404.50 (R)	\$ 179.78 (R)	\$ 170.79 (R)	\$ 161.80 (R)

<u>Monthly Rate</u> <u>DS1 SAL</u> <u>Threshold Levels</u> (EU7VX) (1X7VX)					
<u>241-500</u>	<u>501-1000</u>	<u>1001-3000</u>	<u>3001-6000</u>	<u>6001-11,000</u>	<u>Over 11,000</u>
\$ 152.82 (R)	\$ 151.01 (R)	\$ 149.58 (R)	\$ 147.42 (R)	\$ 145.62 (R)	\$ 143.82 (R)

* Rates applicable on Saipan only - all other islands are ICB.

(This page filed under Transmittal No. 52)

Chief Financial Officer
Tekken Street, Susupe, Saipan, MP 96950

Issued: September 18, 2023

FACILITIES FOR INTERSTATE ACCESS

5 SPECIAL ACCESS (Cont'd)5.7 Rates and Charges (Cont'd)5.7.3 DS1 Term Volume Plan (TVP)* (Cont'd)(A) Special Access Line, Per DS1 SAL (Cont'd)(2) Two Year Term

Monthly Rate
DS1 SAL
Threshold Levels
(EU7VX)
(NRBVR)

Nonrecurring Charge.

<u>All Thresholds</u>	<u>1-60</u>	<u>61-120</u>	<u>121-240</u>
\$ 406.38 (R)	\$ 171.58 (R)	\$ 162.55 (R)	\$ 153.52 (R)

Monthly Rate
DS1 SAL
Threshold Levels
(1X7VX)
(NRBVR)

Nonrecurring Charge.

<u>All Thresholds</u>	<u>1-60</u>	<u>61-120</u>	<u>121-240</u>
\$ 406.38 (R)	\$ 171.58 (R)	\$ 162.55 (R)	\$ 153.52 (R)

Monthly Rate
DS1 SAL
Threshold Levels
(EU7VX)
(1X7VX)

<u>241-500</u>	<u>501-1000</u>	<u>1001-3000</u>	<u>3001-6000</u>	<u>6001-11,000</u>	<u>Over 11,000</u>
\$ 144.49 (R)	\$ 142.69 (R)	\$ 140.88 (R)	\$ 139.07 (R)	\$ 137.27 (R)	\$ 135.46 (R)

* Rates applicable on Saipan only - all other islands are ICB.

(This page filed under Transmittal No. 52)

Chief Financial Officer
Tekken Street, Susupe, Saipan, MP 96950

Issued: September 18, 2023

FACILITIES FOR INTERSTATE ACCESS

5 SPECIAL ACCESS (Cont'd)5.7 Rates and Charges (Cont'd)5.7.3 DS1 Term Volume Plan (TVP)* (Cont'd)(A) Special Access Line, Per DS1 SAL (Cont'd)(3) Three Year TermMonthly RateDS1 SALThreshold Levels

(EU7VX)

(NRBVR)

Nonrecurring Charge.All Thresholds1-6061-120121-240

\$ 404.50 (R)

\$ 161.80 (R)

\$ 152.82 (R)

\$ 143.82 (R)

Monthly RateDS1 SALThreshold Levels

(1X7VX)

(NRBVR)

Nonrecurring Charge.All Thresholds1-6061-120121-240

\$ 404.50 (R)

\$ 161.80 (R)

\$ 152.82 (R)

\$ 144.82 (R)

Monthly RateDS1 SALThreshold Levels

(EU7VX)

(1X7VX)

241-500501-10001001-30003001-60006001-11,000Over 11,000

\$ 134.84 (R)

\$ 133.04 (R)

\$ 131.24 (R)

\$ 129.45 (R)

\$ 127.64 (R)

\$ 125.84 (R)

* Rates applicable on Saipan only - all other islands are ICB.

(This page filed under Transmittal No. 52)

Chief Financial Officer
Tekken Street, Susupe, Saipan, MP 96950

Issued: September 18, 2023

FACILITIES FOR INTERSTATE ACCESS

5. SPECIAL ACCESS (Cont'd)5.7 Rates and Charges (Cont'd)5.7.3 DS1 Term Volume Plan (TVP)* (Cont'd)(A) Special Access Line, Per DS1 SAL (Cont'd)(4) Five Year TermMonthly RateDS1 SALThreshold Levels

(EU7VX)

(NRBVR)

Nonrecurring Charge.All Thresholds1-6061-120121-240

\$ 404.50 (R)

\$ 143.82 (R)

\$ 134.84 (R)

\$ 125.84 (R)

Monthly RateDS1 SALThreshold Levels

(1X7VX)

(NRBVR)

Nonrecurring Charge.All Thresholds1-6061-120121-240

\$ 404.50 (R)

\$ 143.82 (R)

\$ 134.84 (R)

\$ 125.84 (R)

Monthly RateDS1 SALThreshold Levels

(EU7VX)

(1X7VX)

241-500501-10001001-30003001-60006001-11,000Over 11,000

\$ 115.06 (R)

\$ 113.26 (R)

\$ 111.47 (R)

\$ 109.67 (R)

\$ 107.87 (R)

\$ 106.07 (R)

* Rates applicable on Saipan only - all other islands are ICB.

(This page filed under Transmittal No. 52)

Chief Financial Officer
Tekken Street, Susupe, Saipan, MP 96950

Issued: September 18, 2023

FACILITIES FOR INTERSTATE ACCESS

5. SPECIAL ACCESS (Cont'd)5.7 Rates and Charges (Cont'd)5.7.3 DS1 Term Volume Plan (TVP)* (Cont'd)(A) Special Access Line, Per DS1 SAL (Cont'd)(5) Eight Year Term

		<u>Monthly Rate</u>				
		<u>DS1 SAL</u>				
		<u>Threshold Levels</u>				
		(EU7VX)				
		(NRBVR)				
		(1X7VX)				
		(NRBVR)				
<u>Nonrecurring Charge.</u>						
<u>All Thresholds</u>	<u>4000-6000</u>	<u>6001-10,000</u>	<u>10,001-20,000</u>	<u>20,001-30,000</u>	<u>Over 30,000</u>	
\$ 404.50 (R)	\$ 108.77 (R)	\$ 107.87 (R)	\$ 106.07 (R)	\$ 105.17 (R)	\$ 104.27 (R)	

(6) Ten Year Term

		<u>Monthly Rate</u>				
		<u>DS1 SAL</u>				
		<u>Threshold Levels</u>				
		(EU7VX)				
		(NRBVR)				
		(1X7VX)				
		(NRBVR)				
<u>Nonrecurring Charge.</u>						
<u>All Thresholds</u>	<u>4000-6000</u>	<u>6001-10,000</u>	<u>10,001-20,000</u>	<u>20,001-30,000</u>	<u>Over 30,000</u>	
\$ 404.50 (R)	\$ 107.87 (R)	\$ 106.07 (R)	\$ 104.27 (R)	\$ 103.37 (R)	\$ 102.47 (R)	

* Rates applicable on Saipan only - all other islands are ICB.

(This page filed under Transmittal No. 52)

Chief Financial Officer
 Tekken Street, Susupe, Saipan, MP 96950

Issued: September 18, 2023

FACILITIES FOR INTERSTATE ACCESS

5. SPECIAL ACCESS (Cont'd)5.7 Rates and Charges (Cont'd)5.7.4 High Capacity Digital E1 (2.048 Mbps) Facilities*(A) Standard Arrangements

<u>Special Access Line</u> Nonrecurring Charge		<u>Special Access Line</u> Monthly Rate	
\$ 494.39 (R)		\$ 235.96 (R)	
<u>Special Transport Termination</u> Monthly Rate		<u>Special Transport (Per Airline Mile)</u> Monthly Rate	
\$ 36.99 (R)		\$ 14.52 (R)	
<u>Special Access Line</u> One Year Monthly Rate	<u>Special Access Line</u> Two Year Monthly Rate	<u>Special Access Line</u> Three Year Monthly Rate	<u>Special Access Line</u> Five Year Monthly Rate
\$ 188.77 (R)	\$ 179.78 (R)	\$ 170.79 (R)	\$ 152.82 (R)

* Rates applicable on Saipan only - all other islands are ICB.

(This page filed under Transmittal No. 52)

Chief Financial Officer
 Tekken Street, Susupe, Saipan, MP 96950

Issued: September 18, 2023

FACILITIES FOR INTERSTATE ACCESS

5. SPECIAL ACCESS (Cont'd)5.7 Rates and Charges (Cont'd)5.7.5 High Capacity Digital DS3 (44.736 Mbps) Facilities*(A) Standard Arrangements

Special Access Line
Nonrecurring
Charge

\$ 988.79 (R)

Special Access Line
Monthly
Rate

\$ 2,247.25 (R)

Special Transport Termination
Monthly Rate

\$ 352.01 (R)

Special Transport (Per Airline Mile)
Monthly Rate

\$ 138.16 (R)

Special Access Line
One Year
Monthly Rate

\$ 1,797.81 (R)

Special Access Line
Two Year
Monthly Rate

\$1,707.91 (R)

Special Access Line
Three Year
Monthly Rate

\$1,618.02 (R)

Special Access Line
Five Year
Monthly Rate

\$1,438.25 (R)

* Rates applicable on Saipan only - all other islands are ICB.

(This page filed under Transmittal No. 52)

Chief Financial Officer
Tekken Street, Susupe, Saipan, MP 96950

FACILITIES FOR INTERSTATE ACCESS

5 SPECIAL ACCESS (Cont'd)5.8 Individual Case Basis Rates and Charges

The Micronesian Telecommunications Corporation

<u>Customer Name</u>	<u>Description and Location</u>	<u>MTL/NRC MRC</u>	<u>Termination Liability Period</u>
IT&E	One DS1 plus One DS1 Protection w/DS1 to Voice Grade Multiplexing Arrangement between IT&E's premise and Susupe CO	MRC - \$ 1,275 MTL - 18,550	35 Months beginning June 17, 1993. Reduces 1/35th for each month in service.
American Knitters	One 128 Kbps: One 64 Kbps circuit between the customer's premise and Susupe CO	MRC - \$ 145	
HI95013I	One 64 Kbps circuit between the customer's premises and the Susupe CO.	MTL - \$ 3,236 NRC - \$ 1,000 MRC - \$ 144	5 Years beginning May 19, 1995. Reduces 1/60th for each month in service.
DFS Guam	One 56 Kbps circuit between the customer's premise and Susupe CO	MRC - \$ 175	
IT&E	One 512 Kbps circuit between the customer's premise and Susupe CO. Terminates as DS1 at customer premise.	MRC - \$ 280	
DFS Saipan	One 56 Kbps circuit between the customer's premise and Susupe CO.	MRC - \$ 175	
PCI Communications, International, Inc.	One 128 Kbps circuit between the customer's premise and Susupe CO.	MRC - \$ 186 NRC - \$ 1,700	
R&C Tours Corp.	One 64 Kbps circuit between the customer's premises and the Susupe CO.	MTL - \$ 2,981 NRC - \$ 750 MRC - \$ 144	5 Years beginning July 30, 1994. Reduces 1/60th for each month in service

(This page filed under Transmittal No. 1)

Chief Financial Officer
Tekken Street, Susupe, Saipan, MP 96950

Issued: November 16, 2005

FACILITIES FOR INTERSTATE ACCESS

5 SPECIAL ACCESS (Cont'd)5.8 Individual Case Basis Rates and Charges (Cont'd)

<u>Customer Name</u>	<u>Description and Location</u>	<u>MTL/NRC MRC</u>	<u>TELCO</u>	<u>Termination Liability Period</u>
Soolete Internationale De Tele-communications Aeronautiques	Provide two DS1 special access services with one DS1 protection span and two DS1 to Voice Multiplexing arrangements between the Nauru Bldg. (customer premises) and the Susupe CO.	MTL -\$19,200 NRC - \$1,105 MRC - \$1,310	MTC	5 Years beginning April 1, 1994. Reduces 1/60 for each month in service.
Bank of Hawaii	Provide secondary channel capability for one 56 Kbps circuit between the customer's premises and the Susupe CO.	MRC -\$ 7	MTC	
SITA ID# HI95004I	Provide one DS1 service with MUX between the customer's premises and the Susupe CO.	MTL - \$ 4,203 NRC -\$ 2,000 MRC:\$ 193		

* Basic DDS service will be provided under general tariff rates in Section 5.

(This page filed under Transmittal No. 1)

Chief Financial Officer
Tekken Street, Susupe, Saipan, MP 96950

FACILITIES FOR INTERSTATE ACCESS

TABLE OF CONTENTS

6.	<u>MISCELLANEOUS SERVICES</u>	<u>Page</u>
6.1	<u>General</u>	6-3
6.2	<u>Telecommunications Service Priority (TSP) System</u>	6-4
	(A) Description of the Service	6-4
	(B) Obtaining TSP System Service	6-4
	(C) Provisioning Priority	6-4
	(D) Restoration Priority	6-5
	(E) Obligations of the Customer	6-5
	(F) Obligations of the Telephone Company	6-6
	(G) Rates and Charges	6-6
6.3	<u>Balloting and Allocation Process For Equal Access</u>	6-9
	(A) PIC Charge Application	6-9
	(B) Unauthorized Primary InterLATA Carrier Change	6-10
	(C) Liability of the Telephone Company	6-11
	(D) IC Desired Due Date for PIC Installation	6-11
	(E) Nonrecurring Charge for Primary Interexchange Carrier	6-12
	(F) IC CIC Consolidation	6-13
	(G) PICNONE	6-13
6.4	<u>End User/Agent Lists</u>	6-14
	(A) Allocation Lists	6-14
	(B) Snapshot List.....	6-14
6.4.1	<u>Rates and Charges</u>	6-15
	(A) Initial and Allocation Lists	6-15
	(B) Snapshot List	6-15

(This page filed under Transmittal No. 1)

Issued: April 14, 2006

FACILITIES FOR INTERSTATE ACCESS

TABLE OF CONTENTS

6.	<u>MISCELLANEOUS SERVICES</u> (Cont'd)	Page	
6.5	<u>Billing Name and Address Services</u>	6-16	
(A)	Per Call/Periodic BNA and Data Gathering Service	6-16	
(B)	End User Validation List	6-17	
6.5.1	Rates and Charges	6-18	
(A)	Per Call/Periodic BNA	6-18	
(B)	Data Gathering Service	6-18	
(C)	End User Validation List	6-18	
6.6	<u>Denial/Restoral Service</u>	6-19	
6.7	<u>International Blocking Service</u>	6-19	
6.8	<u>Service Access Code 900 Blocking</u>	6-19	
6.9	<u>Answer Supervision</u>	6-20	
6.10	<u>Integrated Services Digital Network (ISDN) Line Port</u>	6-20	
6.11	<u>Service Provider Number Portability</u>	6-21	
(A)	Service Provider Number Portability Fee	6-21	
(B)	Service Provider Number Portability (SPNP) General Description	6-22	
(C)	SPNP Query Service Description	6-22	
(D)	Rate Regulations	6-23	
(E)	Rates and Charges	6-23	
6.12	<u>Payphone-Specific Coding Digits</u>	6-24	
6.13	<u>DS1 Span Power</u>	6-25	
6.14	<u>Reserved for Future Use</u>	6-25	(C)

(This page filed under Transmittal No. 2)

Chief Financial Officer
Tekken Street, Susupe, Saipan, MP 96950

FACILITIES FOR INTERSTATE ACCESS

6. MISCELLANEOUS SERVICES (Cont'd)

6.1 General

MISCELLANEOUS SERVICES available to the customer include the following:

- (A) Telecommunications Service Priority (TSP) System
- (B) Balloting and Allocation Process For Equal Access
- (C) End User List
- (D) Billing Name and Address Service
- (E) Denial Restoral Service
- (F) International Blocking Service
- (G) Service Access Code 900 Blocking
- (H) Answer Supervision
- (I) Integrated Services Digital Network (ISDN) Line Port
- (J) Service Provider Number Portability Fee
- (K) Payphone-Specific Coding Digits
- (L) DS1 Span. Power
- (M) Universal Service Fund Charge

These services are described in detail as set forth in 6.2 through 6.15 following.

(This page filed under Transmittal No. 1)

Chief Financial Officer
Tekken Street, Susupe, Saipan, MP 96950

FACILITIES FOR INTERSTATE ACCESS

6. MISCELLANEOUS SERVICES (Cont'd)6.2 Telecommunications Service Priority (TSP) System(A) Description of the Service

The TSP System is a service that provides for the priority provisioning and/or restoration of National Security Emergency Preparedness (NSEP) telecommunications services. The TSP System applies only to NSEP services, includes both Switched and Special FIA and provides the Telephone Company with a guide to the sequence in which services are to be provisioned and/or restored.

The Telephone Company currently has Special Access circuits classified as RP (Restoration Priority). These facilities were offered under part 64.401, Subpart D, Appendix A of the FCC Rules and Regulations prior to the revisions released November 17, 1988 under GEN. Docket No. 87-505 (FCC 88-341). These facilities will maintain their RP designation and priority treatment until either converted by the customer to the TSP System, or until March 10, 1993, whichever occurs first.

All FIA that can be identified by a unique circuit identifier can be provisioned for NSEP service by the Telephone Company.

The rates and charges associated with a customer subscribing to the TSP System are as specified in Section 6.2(G).

(B) Obtaining TSP System Service

The Executive Office of the President through the TSP Program Office, is empowered with the authority to receive, evaluate and process requests for NSEP services. The TSP Program Office makes the priority level assignments and issues the TSP authorization code reflecting the priority assignment associated with a request. The customer provides the TSP authorization code, in addition to all the other details necessary to complete the order (ASR) to the Telephone Company to obtain TSP System service.

The TSP authorization code, assigned on a per ASR basis, consists of a 12-character field consisting of a nine-character control ID followed by a dash and a two-character field specifying the priority level assignment. Its structure is as follows:

TSPxxxxn-yy

The "x"s represent a sequence of numbers unique to each TSP authorization code and the "n" is a one character alphanumeric check digit. The first "y" contains the provisioning priority level assignment and the second "y" contains the restoration priority level assignment.

(C) Provisioning Priority

If the customer requires service within a shorter time interval than the Telephone Company can provide, and the requested service qualifies for NSEP, the customer may elect to invoke NSEP Treatment and obtain the appropriate provisioning priority assignment from the TSP Program Office. Acceptable assignment code values are: E, 1, 2, 3, 4, 5 or 0.

The assignment of the value "E" denotes Emergency Provisioning and implies the service has the most critical provisioning requirements and the Telephone Company will respond accordingly. The Telephone Company will take immediate action to provide the requested service at the earliest possible date.

(This page filed under Transmittal No. 1)

Chief Financial Officer
Tekken Street, Susupe, Saipan, MP 96950

FACILITIES FOR INTERSTATE ACCESS

6. MISCELLANEOUS SERVICES (Cont'd)6.2 Telecommunications Service Priority (TSP) System (Cont'd)(C) Provisioning Priority (Cont'd)

The assignment values of 1, 2, 3, 4 and 5 are treated as essential service priorities and the Company will adjust its available resources to meet the customer's requested due date.

(D) Restoration Priority

A TSP authorization code for restoration priority classifies the service as being among the nation's most important NSEP telecommunications services. The Company will restore these services before services without restoration priority assignments in the order of priority assignments. Acceptable values are: 1, 2, 3, 4, 5 or 0 with the value "1" being the highest priority.

When the Company recognizes a TSP as being out of service, unusable or receives a trouble report, available resources will be dispatched to restore the service as quickly as practicable. A priority value of 1, 2 or 3 requires dispatch outside normal business hours if necessary to restore the service. A priority value of 4 or 5 only requires dispatch outside of normal business hours if the next business day is more than 24 hours away. If the value "0" has been assigned, then no restoration priority is applicable to this service.

The minimum period for service is one month.

(E) Obligations of the Customer

- (1) In all instances, the customer is responsible for obtaining the appropriate TSP authorization code and providing that code to the Telephone Company.
- (2) The TSP System service customer must also be the customer for the FIA with which TSP service is associated. Only the customer or its authorized agent as indicated in a letter of agency on file with the Telephone Company is allowed to order TSP System service.
- (3) All points of a multipoint service configuration must have the same restoration priority assignment and must satisfy the requirements of that assignment.
- (4) In obtaining TSP System service, the customer consents to the release of certain information by the Telephone Company to the federal government in order to maintain and administer the TSP System. Such information includes: the customer's name, telephone number and mailing address, the TSP authorization code and the circuit or service ID number associated with the NSEP service.
- (5) The Telephone Company will attempt to notify the customer of expected charges. The customer when invoking NSEP Treatment, recognizes that quoting charges and obtaining permission beforehand may not be practicable and may cause unnecessary delays and, as a result, grants the Telephone Company the right to quote and bill charges after provisioning of the service.
- (6) During certain emergencies, the customer may request TSP assignments verbally and the Telephone Company will accept such verbal notification. The customer must submit a written order (ASR) to the Telephone Company within two working days following the verbal request. If the written order (ASR) is not received within two working days, all applicable rates and charges accumulated to date to provision TSP System service, become immediately due and payable and the requested TSP priority is revoked.

(This page filed under Transmittal No. 1)

Chief Financial Officer
Tekken Street, Susupe, Saipan, MP 96950

FACILITIES FOR INTERSTATE ACCESS

6. MISCELLANEOUS SERVICES (Cont'd)6.2 Telecommunications Service Priority (TSP) System (Cont'd)(E) Obligations of the Customer (Cont'd)

- (7) The customer must request and justify revalidation of all priority level assignments at least every three years.
- (8) Additionally, the NCS Manual 3-1-1, "Telecommunications Service Priority (TSP) System for National Security Emergency Preparedness (NSEP) Service User Manual", dated July 9, 1990 prescribes specific conditions which warrant NSEP Treatment and related procedures.

(F) Obligations of the Telephone Company

- (1) The Telephone Company will allocate resources to ensure best efforts to provide NSEP services by the time required.
- (2) The Telephone Company will work TSP System services in the order of their priority level assignments. The priority sequence is as follows:
 - Restore NSEP services assigned restoration priority 1
 - Provision Emergency (E) NSEP services
 - Restore NSEP services assigned restoration priority 2, 3, 4 or 5
 - Provision NSEP services assigned provisioning priority 1, 2, 3, 4 or 5.
- (3) The Telephone Company will work cooperatively with other providers of NSEP service when only a portion is provided by the Telephone Company to ensure "end-to-end" service.
- (4) Additionally, TSP System service will be provided in accordance with the guidelines set forth in NCS Handbook 3-1-2, "Telecommunications Service Priority (TSP) System for National Security Emergency Preparedness (NSEP) Service Vendor Handbook" dated July 9, 1990.

(G) Rates and Charges

The following rates and charges are in addition to all other rates and charges that may apply for other services offered under this tariff which operate in conjunction with the TSP System.

(1) Establishment of TSP System Service

The establishment of TSP System service charge is a nonrecurring charge (NRC) specified in Section 6.2(G)(4) which applies when a FIA is ordered with provisioning and/or restoration priority. If both are ordered at the same time, only one NRC charge is applicable. The NRC is also applicable for orders changing priority levels.

FACILITIES FOR INTERSTATE ACCESS

6. MISCELLANEOUS SERVICES (Cont'd)

6.2 Telecommunications Service Priority (TSP) System (Cont'd)

(G) Rates and Charges (Cont'd)

(2) Provisioning Priority

There are two basic levels of priority provisioning, Emergency (provisioning priority "E") and Essential (provisioning priority 1, 2, 3, 4 or 5).

(a) Emergency Provisioning

The Telephone company will take immediate action to provide the requested service at the earliest possible date. The rates and charges will apply as set forth in Section 10, Special Construction.

(b) Essential Provisioning

The Telephone Company will adjust its available resources to meet the customers requested due date. The rates and charges will apply as set forth in Section 3.2.2(E).

(3) Restoration Priority

Restoration Priority is a monthly rate per circuit for the ongoing administration and maintenance of the TSP System. rates are specified in Section 6.2(G)(5).

(This page filed under Transmittal No. 1)

Chief Financial Officer
Tekken Street, Susupe, Saipan, MP 96950

FACILITIES FOR INTERSTATE ACCESS

6. MISCELLANEOUS SERVICES (Cont'd)

6.2 Telecommunications Service Priority (TSP) System (Cont'd)

(G) Rates and Charges (Cont'd)

(4) Establishment of TSP System Service Charge

Nonrecurring Charge
Per Circuit
(P1APX)(PR5PX)(PR8PX)
(P1ASX)(PR5SX)(PR8SX)

\$ 14.50

(5) Restoration Priority Rates

Monthly Rates
Per Circuit
(PR9PX)
(PR9SX)

\$ 4.90

FACILITIES FOR INTERSTATE ACCESS

6. MISCELLANEOUS SERVICES (Cont'd)6.3 Balloting and Allocation Process For Equal Access(A) PIC Charge Application

Initial end user, end user agent and a local service provider that resells services (herein referred to as reseller) selection of a PIC by ballot or appearing on an IC list will not incur a charge. A change of PIC selection prior to the end office conversion will not incur a charge. Notification of a change in a PIC may be coordinated by the end user, end user agent or reseller with either the IC selected or the Telephone Company. Within six months after conversion to equal access, an end user, end user agent or reseller allocated to an IC may elect to change to another IC at no charge, on a one-time basis. After the six month period has elapsed, a nonrecurring charge, in 6.5(M), will apply. After conversion to equal access, end users, end user agents or resellers who selected an IC by returning the initial ballot will be charged for each change made in the selection of a primary IC.

New end users or Payphone Service Providers who subscribe to service after the effective date of equal access, including an existing customer who orders an additional line, will be asked to select a preferred carrier when they place an order for Telephone Company Exchange Service. If a customer cannot decide upon a carrier at the time, the customer will have 30 days following completion of the service request to make a preferred carrier choice without charge. In the interim, the customer will be assigned a PIC NONE and will have to dial an access code to make interLATA or intraLATA toll calls. The free selection period available to new end users or Payphone Service Providers is the period within thirty days of installation of the new service.

Initial free selections available to new end users or Payphone Service Providers are:

- (a) Designate a carrier as their preferred carrier thereby requiring no access code to access that carrier's service. Other carriers are accessed by dialing 101XXXX or other required codes.
- (b) Choose no carrier as a preferred carrier thus requiring 101xxxx code dialing to access all carriers. This choice can be made by directly contacting the Telephone Company. In addition, new end users or Payphone Service Providers that do not select a preferred carrier will be assigned as PIC-NONE.

Following a new end user's or Payphone Service Provider's initial free selection, any subsequent selection made following implementation of interLATA or intraLATA toll equal access is subject to a nonrecurring charge as set forth in 6.4(E) following.

The Telephone Company will make post conversion changes in the end user's, end user agent's or reseller's PIC assignment pursuant to an IC provided list of customers, accepted by the Telephone Company. Should an end user, end user agent or reseller dispute authorization of the change within two years of the PIC assignment, the Telephone Company will place the end user on the previous IC network where possible and the IC billed according to 6.4(B).

FACILITIES FOR INTERSTATE ACCESS

6. MISCELLANEOUS SERVICES (Cont'd)6.3 Balloting and Allocation Process For Equal Access (Cont'd)(B) Unauthorized Primary Interexchange Carrier Change

An Unauthorized Primary Interexchange Carrier Change is a change in the preferred interLATA IC that the end user or Pay Telephone Service Provider denies authorizing.

If an end user or Pay Telephone Service Provider denies authorizing a change in interLATA IC as submitted by the alleged unauthorized IC, the alleged unauthorized IC will be assessed the Primary Interexchange Carrier Charge as specified in 6.4(E) for:

- Changing the end user or Pay Telephone Service Provider to the disputed IC, and
- Placing the end user or Pay Telephone Service Provider on their previous IC network or the IC network of their choice.

In accordance with the Federal Communications Commission's Slamming Liability Rules in CC Docket 94-129, if an alleged unauthorized carrier is ultimately exonerated of liability, the alleged unauthorized IC is entitled to receive full payment from the end user or Pay Telephone Service Provider for all services provided. In such situations, any Primary Interexchange Carrier Charges assessed against the alleged unauthorized IC by the Telephone Company are subject to rebilling to the end user or Pay Telephone Service Provider by the alleged unauthorized IC.

(This page filed under Transmittal No. 1)

Chief Financial Officer
Tekken Street, Susupe, Saipan, MP 96950

FACILITIES FOR INTERSTATE ACCESS

6. MISCELLANEOUS SERVICES (Cont'd)

6.3 Balloting and Allocation Process For Equal Access (Cont'd)

(C) Liability of the Telephone Company

If through the fault of the Telephone Company, the end user, end user agent or reseller is not subscribed to its chosen PIC, the nonrecurring charges in 6.4(E) do not apply to reassign the end user, end user agent or reseller to his chosen PIC.

(D) IC Desired Due Date (ICDDD) for PIC Installation

An IC may request a desired due date for PIC installation for a specific, single end user, end user agent or reseller acting on behalf of an end user post equal access conversion. This ICDDD is a mutually agreed upon negotiated due date, determined to be between 3 and 45 business days from the date of receipt of the order. The IC must coordinate the ICDDD with the Telephone Company prior to sending in the first order.

The ICDDD does not apply to routine lists provided by the IC. The Nonrecurring Charge for Primary Interexchange Carrier, as set forth in 6.4(E), applies to each line converted to the IC requesting ICDDD. This charge will be billed to the IC's end user customer.

(This page filed under Transmittal No. 1)

Chief Financial Officer
Tekken Street, Susupe, Saipan, MP 96950

FACILITIES FOR INTERSTATE ACCESS

6. MISCELLANEOUS SERVICES (Cont'd)6.3 Balloting and Allocation Process For Equal Access (Cont'd)(E) Nonrecurring Charge for Changing Primary Interexchange Carrier (PIC)

- (1) A nonrecurring charge, as set forth in (2) following, to process a change in Presubscription is bifurcated into two (2) separate nonrecurring charges and applies as follows:

- (a) A nonrecurring charge, as set forth in (2)(a) following, applies when the request to change Presubscription is submitted through electronic methods.
- (b) A nonrecurring charge, as set forth in (2)(b) following, applies when the request to change Presubscription is submitted through manual methods.

As used above, manual methods are (i) personal interaction between a customer, or a person acting on behalf of a customer, and a Telephone Company employee; and (ii) any facsimile or written submissions from a customer, or a person acting on behalf of a customer, to a Telephone Company service center. Electronic methods shall include all other methods. If a request utilizing an electronic method results in manual processing, the electronic nonrecurring charge shall apply upon completion of the request.

(2) The charge for a change in Presubscription *

- per Telephone Exchange Service, Line, Trunk, or Pay Telephone

	<u>Rate</u>	<u>USOC</u>
(a) Electronically Requested Presubscription	\$1.00	-----
(b) Manually Requested Presubscription	4.25	-----

*Where these charges are applicable to a subscriber or end user under this tariff, a carrier may make arrangements with the Telephone Company to pay these charges on behalf of the subscriber or end user.

(This page filed under Transmittal No. 1)

Chief Financial Officer
Tekken Street, Susupe, Saipan, MP 96950

FACILITIES FOR INTERSTATE ACCESS

6. MISCELLANEOUS SERVICES (Cont'd)6.3 Balloting and Allocation Process For Equal Access (Cont'd)(F) IC CIC Consolidation

IC requests to consolidate multiple CICs (Carrier Identification Codes) will be subject to a Change in Presubscription charge as set forth in 6.4(E) preceding. Requests for an IC CIC Consolidation must be provided to the Telephone Company in writing, but no ASR charge is applicable for this request. The Telephone Company will negotiate a due date for an IC CIC Consolidation with the IC. It is the sole responsibility of the IC to notify affected end users of the change.

(G) PIC NONE

When an end user does not want to be presubscribed to any carrier, or when a carrier submits a request to remove their PIC from an end user's line, the end user will be required to dial 101XXXX or other access code (i.e., 950-XXXX) for all calls to all carriers. This line condition, designated PIC NONE, is considered a PIC change for purposes of administering the rates contained in this tariff. PIC NONE changes can only be made by the end user or by the carrier to whom the end user's line is presubscribed.

(1) End User Presubscription Charges – PIC NONE

Presubscription Charges, as described in 6.4(E) preceding, will apply to the end user as follows:

- (a) When an end user submits a request to the Telephone Company to remove the PIC from the end user's line, the applicable nonrecurring charge set forth in 6.4(E) preceding applies to the end user.
- (b) When a carrier submits a request to the Telephone Company on behalf of the end user to remove the carrier as the end user's PIC, the carrier must inform the Telephone Company that the end user desires to have no PIC. In such cases, the applicable nonrecurring charge set forth in 6.4(E) preceding applies to the end user.
- (c) The Telephone Company will verify that the end user's line is currently presubscribed to the carrier submitting the request. If the end user's line is currently presubscribed to the carrier submitting the request, then the Telephone Company will remove such carrier's PIC from the line thereby changing the end user's line PIC designation to PIC NONE.

(2) Carrier Presubscription Charges – PIC NONE

Presubscription Charges, as described in 6.4(E) preceding, will apply to the carrier as follows:

- (a) When a carrier submits a request to the Telephone Company on its own behalf to remove its PIC from an end user's line, the applicable nonrecurring charge set forth in 6.4(E) preceding applies to the carrier.
- (b) The Telephone Company will verify that the end user's line is currently presubscribed to the carrier submitting the request. If the end user's line is currently presubscribed to the carrier submitting the request, then the Telephone Company will remove such carrier's PIC from the line thereby changing the end user's line PIC designation to PIC NONE.

The Telephone Company is not liable for any dispute of the change in PIC selection to PIC NONE resulting from a carrier's notification to the Telephone Company.

(This page filed under Transmittal No. 1)

Chief Financial Officer
Tekken Street, Susupe, Saipan, MP 96950

FACILITIES FOR INTERSTATE ACCESS

6. MISCELLANEOUS SERVICES (Cont'd)

6.4 End User/Agent Lists

(A) Allocation Lists

- (1) The Telephone Company will provide to the IC, at no charge, a list of end users and agents that have been allocated to the IC. This list will be provided after the Balloting and Allocation process occurs.
- (2) A list of all end users and agents who have been allocated will be available to an IC upon request. The nonrecurring charge for the Allocation List applies each time the IC orders the service. A single order may contain all end offices within a state having the same equal access conversion date.

(B) Snapshot List

The Snapshot List is a summary of selected end user and agent information for specific IC which resides in the Telephone Company customer data base. The snapshot List may be provided on magnetic tape, electronic transmission, or paper printout, at the option of the IC. Foreign listings, PBX stations, CU centrex stations and numbers not in service will not be provided.

The Snapshot List will be provided to the IC no later than 30 days after receipt of the order. The nonrecurring charge for the Snapshot List applies per state per order.

FACILITIES FOR INTERSTATE ACCESS

6. MISCELLANEOUS SERVICES (Cont'd)6.4 End User/Agent Lists (Cont'd)6.4.1 Rates and Charges(A) Initial and Allocation Lists

<u>Nonrecurring Charge</u> <u>Per State, Per Order</u> (DMT)	<u>Initial List</u> <u>Per Customer*</u> <u>Account</u> (2Y6CT)	<u>Allocation List</u> <u>Per Listing*</u> (2Y6CT)
\$ 0.00	\$ 0.00	\$ 0.00

(B) Snapshot List

<u>Nonrecurring Charge</u> <u>Per State Per Order</u> (SSQ)	<u>Snapshot List</u> <u>Per Listing*</u> (SSY)
\$ 0.00	\$ 0.00

- * For the purpose of the Initial Lists customer and agent is defined in Section 2.6.
 For the purpose of the Allocation list, a listing is defined as an end user or agent record eligible for a Primary Interexchange Carrier Selection.
 For the purpose of the Snapshot list, a listing is defined as an end user or agent record eligible for a Predesignated Interexchange Carrier Selection.

FACILITIES FOR INTERSTATE ACCESS

6. MISCELLANEOUS SERVICES (Cont'd)6.5 Billing Name and Address Services (BNAS)

The Telephone Company will, upon request, provide Billing Name and Address Services (BNAS) to a Telecommunications Service Provider (customer), or its authorized billing and collection agent. Telecommunications Service Providers include interexchange carriers, operator service providers, enhanced service providers, and any other provider of interstate telecommunications services. There are three BNAS offerings available pursuant to this tariff, Per Call/Periodic BNA, Data Gathering Service (DGS), and End User Validation List.

(A) Per Call/Periodic BNA and Data Gathering Service

Per Call/Periodic BNA is the billing name and address information and Data Gathering is the billing telephone number, name, address and associated working telephone number information for customer provided ten digit end user telephone numbers required by the Telecommunications Service Provider customer to bill for calls placed within a specific time period. Per Call/Periodic BNA and DGS are offered subject to the conditions set forth in the following:

- (1) A standard format for the receipt and provision of telephone number and billing name and address information will be established by the Telephone Company. Charges for each Per Call/Periodic BNA searched for and found or searched for and not found will be billed at rates in 6.5.1(A). Charges for each record accessed for DGS are set forth under 6.5.1(B). Per Call/Periodic BNA and DGS will be provided via magnetic tape, electronic transmission, or paper format, at the option of the customer, at rates in 6.5.1. The processing fee will be applied on a per state basis, once per calendar year for BNAS processing done within that calendar year.
- (2) The customer must order Per Call/Periodic BNA or DGS and provide test data tape at least 30 days prior to delivery of the first customer order.
- (3) The frequency for receipt of the customer provided orders for Per Call/Periodic BNA or DGS will be no more than twice monthly and at intervals mutually agreed upon between the Telephone Company and the customer. The customer provided end user telephone numbers will be programmed by the Telephone Company with the proper end user's billing name and address contained in the Telephone Company's file at that time.
- (4) Per Call/Periodic BNA and DGS information for nonlisted/nonpublished end user telephone numbers will be provided unless the nonlisted/nonpublished end user provides notice of nonconsent to the Telephone Company of nonconsent to the release of the BNA/DGS data. Within 30 days of receipt of such notice, the Telephone Company will discontinue disclosure of the nonlisted/nonpublished BNA/DGS data.
- (5) For other than electronic transmission, the output records will be sent to the customer via first class U. S. Mail. The output records will normally be made available for mailing ten workdays after receipt of the customer order or at an interval mutually agreed upon. Availability may be delayed in case of input errors in the customer provided order.
- (6) The customer may request data be transmitted. Data transmission charges will be determined on an ICB. Data transmission hardware and software specifications will be mutually agreed upon by the Telephone Company and the customer.
- (7) Per Call/Periodic BNA and DGS detail will not be retained by the Telephone Company longer than 45 days. If the customer requests that the output be made available on a second occasion, such request must occur within 30 days from the date the first was made.
- (8) Any customer, provided Per Call/Periodic BNA or DGS pursuant to this tariff, agrees to abide by all applicable rules, decisions, orders, statutes and laws concerning the disclosure of published and nonpublished telephone numbers, and further agrees to use the information contained therein only for the purpose of billing for services provided to their end users.
- (9) In no case shall any customer or authorized billing and collection agent of a customer disclose the billing name and address information of any subscriber to any third party, except that a customer may disclose BNA/DGS information to its authorized billing and collection agent or to governmental law enforcement agencies.

(This page filed under Transmittal No. 1)

Chief Financial Officer
Tekken Street, Susupe, Saipan, MP 96950

FACILITIES FOR INTERSTATE ACCESS

6. MISCELLANEOUS SERVICES (Cont'd)6.5 Billing Name and Address Services (BNAS) (Cont'd)

(A) (Cont'd)

(10) Conditions regarding refusal or discontinuance of this service are set forth in 2.1.8.

(B) End User Validation List

End User Validation Lists provide for the disclosure of all or a portion of end user/agent data available from the Telephone Company's records, to a Telecommunications Service Provider (customer), for purposes other than billing, and in compliance with the conditions set forth in Part 64.1201(c)(1) of the FCC's Rules and Regulations. In addition, End User Validation List Service is offered subject to the conditions following:

- (1) Standard End User Validation Lists will be provided in three (3) files, business, coin (semi-public and public paystations) and residence. Nonlisted/nonpublished information will be excluded, with the exception of nonlisted public paystations. The lists may be ordered on a national, multi-state or state level basis, at the option of the customer, for any of the Telephone Company's jurisdictions subject to this tariff, unless prohibited by federal regulation or federal statute. Rates for the standard End User Validation List are set forth under 6.5.1(C).
- (2) Per calendar year, the customer may request up to two (2) lists per state for business, coin, and residence listings.
- (3) A standard format will be established by the Telephone Company. Requests for special list sorts will be limited to an end user list separating those that are presubscribed to the requesting customer, and/or those that are not. The rate, per record, applicable to special sorts is set forth under 6.5.1(C).
- (4) Each request shall be treated as a new request. Requests for updates from previous lists will not be provided.
- (5) The customer shall have fifteen (15) business days from the date of delivery of a list to request any investigation of issues arising from the provision of the list.
- (6) End User Validation Lists will normally be provided to the customer within thirty calendar days after receipt of a request and within ten (10) business days of extraction, or at an interval mutually agreed upon. The administrative fee set forth under 6.5.1(C) applies per request, whether ordered on a per state, multi-state, or national level.
- (7) Conditions regarding refusal or discontinuance of this service are set forth in 2.1.8.

(This page filed under Transmittal No. 1)

Chief Financial Officer
Tekken Street, Susupe, Saipan, MP 96950

FACILITIES FOR INTERSTATE ACCESS

6. MISCELLANEOUS SERVICES (Cont'd)6.5 Billing Name and Address Services (BNAS) (Cont'd)6.5.1 Rates and Charges(A) Per Call/Periodic BNA

Billing Name and
Address Found/Each
(BNYFX)

\$ 0.25

Billing Name and
Address Not Found/Each
(BNYNX)

\$ 0.25

Processing Fee*
Paper Report, Electronic
Transmission, or
Magnetic Tape/Each State
(BNYMX)

\$ 50.00

(B) Data Gathering Service

Per Record Accessed
(D7GPR)

\$ 0.18

Processing Fee**
Paper Report, Electronic
Transmission, or
Magnetic Tape/Each State
(D7G)

\$ 75.00

(C) End User Validation List

Standard Sort, Per
Record Provided
(BVY1X)

\$ 0.034

Administrative Fee
Paper Report, Electronic
Transmission or
Magnetic Tape/ Per Request
(BVY)

\$ 78.00

Special Sort, Per
Record Provided
(BVY2X)

\$ 0.054

* Applies once per calendar year for BNA processing done within that calendar year.

** Applies once per calendar year for DGS processing done within that calendar year.

(This page filed under Transmittal No. 1)

Chief Financial Officer
Tekken Street, Susupe, Saipan, MP 96950

FACILITIES FOR INTERSTATE ACCESS

6. MISCELLANEOUS SERVICES (Cont'd)6.6 Denial/Restoral Service

The Telephone Company will, upon request, provide Denial/Restoral service to ICs for those end users that have designated the IC as their primary interexchange carrier. Conditions regarding refusal or discontinuance of Denial/Restoral service are set forth in 2.1.8.

- (A) Denial/Restoral service provides for Telephone Company notification to an IC that an end user's local exchange service has been temporarily suspended due to non-payment of the end user's local exchange service. Subsequently, the Telephone Company will provide notification to the IC if the end user's service has been restored from temporary suspension.
- (B) Notification shall be provided via the Customer Account Record Exchange electronic interface.
- (C) The IC agrees to abide by all applicable rules, decisions, orders, statues and laws concerning the disclosure of published and nonpublished telephone numbers, and further agrees to use the information provided by Denial/Restoral service only for the purposes of billing services provided to their end users.
- (D) A charge in (E) will apply to the IC for each notification per end user local telephone exchange service number provided to the IC.
- (E) Denial/Restoral Service
- per telephone number provided \$ 0.10

6.7 International Blocking Service

The Telephone Company, upon request, will provide end office blocking of only end user direct dialed 001+ and 101XXXX+011+ calls from an end user's location. This optional service is offered on a per line basis where facilities permit and is available for use with local exchange service offered in the Telephone Company's general or local exchange tariff.

	Nonrecurring Charge
(GSEC)	(INTLBLK)
International Blocking Service,	
Per line or trunk (all jurisdictions)	\$ 19.95

6.8 Service Access Code 900 Blocking

Service Access Code 90 Blocking provides for the blocking of all calls originated to the 900 service access code. The service is provided upon request where facilities permit and is provided free of charge to customers for the first blocking request. For 900 blocking requests after the first request a nonrecurring charge is applicable per telephone number blocked. Customer requests to remove 900 blocking, i.e., to unblock the service must be in writing. There is no charge for unblocking.

	Nonrecurring Charge
Service Access Code 900 Blocking	
(per number blocked after the first request)	\$ 5.00

(This page filed under Transmittal No. 1)

Chief Financial Officer
Tekken Street, Susupe, Saipan, MP 96950

FACILITIES FOR INTERSTATE ACCESS

6. MISCELLANEOUS SERVICES (Cont'd)6.9 Answer Supervision

- (A) Answer Supervision is the line side functionality that provides an electrical signal to the calling end of a switched telephone connection when the called line goes off-hook. Customer-Owned Pay Telephone (COPT) Answer Supervision will be provided for use with Public Telephone Access Service as specified in the Company's local/general exchange tariff to assist in determining when billing for a specific call should commence.

(B) Rates and Charges

Monthly Recurring Rate
Per Line

\$ 3.95

6.10 Integrated Services Digital Network (ISDN) Line Port

- (A) End users subscribing to Integrated Services Digital Network-Basic Rate Interface (ISDN BRI) and Integrated Services Digital Network-Primary Rate Interface (ISDN PRI) will be assessed an ISDN Line Port Charge.

When end user ISDN BRI or ISDN PRI is provided by a local service provider that resells local service (reseller), the reseller will be assessed the ISDN Line Port charge.

(B) Rates and Charges

Monthly Rates
Per ISDN BRI Arrangement

\$ 5.00

Monthly Rate,
Per ISDN PRI Arrangement

\$ 10.00

(This page filed under Transmittal No. 1)

Chief Financial Officer
Tekken Street, Susupe, Saipan, MP 96950

Issued: November 16, 2005

Original Page 6-21

Effective: December 1, 2005

FACILITIES FOR INTERSTATE ACCESS

6. MISCELLANEOUS SERVICES (Cont'd)6.11 Service Provider Number Portability(A) Service Provider Number Portability Fee

The Service Provider Number Portability (SPNP) Fee recovers the costs of implementing long-term number portability. The SPNP Fee shall be assessed to each end user in the 100 largest Metropolitan Statistical Areas (MSAs) and each end user served from a number-portability-capable wire center outside the 100 largest MSAs with the following exceptions:

- Each PBX Trunk shall be assessed nine (9) monthly SPNP Fees as calculated below
- Each ISDN PRI arrangement shall be assessed five (5) monthly SPNP Fees as calculated below
- Lifeline customers shall not be assessed the SPNP Fee

The SPNP Fee shall also be assessed to carriers that purchase Telephone Company unbundled switching ports and resellers of the Telephone Company's local service.

The Telephone Company shall recover the SPNP Fee for a five-year period from the initial billing implementation date of March 10, 1999 with the following exception.

<u>SPNP Monthly Rate Per Line</u>	<u>SPNP Monthly Rate Per PBX Trunk</u>	<u>SPNP Monthly Rate Per ISDN PRI Arrangement</u>
\$ 0.36	\$ 3.24	\$ 1.80

Wireless Service Provider Number Portability Fee

The Wireless Service Provider Number Portability (WSPNP) Fee recovers the costs of implementing long-term number portability. The WSPNP Fee shall be assessed to each end user in the 100 largest Metropolitan Statistical Areas (MSAs) and each end user served from a number-portability-capable wire center outside the 100 largest MSAs with the following exceptions:

- Each PBX Trunk shall be assessed nine (9) monthly WSPNP Fees as calculated below
- Each ISDN PRI arrangement shall be assessed five (5) monthly WSPNP Fees as calculated below
- Lifeline customers shall not be assessed the WSPNP Fee

The WSPNP Fee shall also be assessed to carriers that purchase Telephone Company unbundled switching ports and resellers of the Telephone Company's local service.

The Telephone Company shall recover the WSPNP Fee for a six-month period from the initial billing implementation date of September 1, 2004, and an end date of February 28, 2005.

<u>WSPNP Monthly Rate Per Line</u>	<u>WSPNP Monthly Rate Per PBX Trunk</u>	<u>WSPNP Monthly Rate Per ISDN PRI Arrangement</u>
\$ 0.21	\$ 1.89	\$ 1.05

(This page filed under Transmittal No. 1)

Chief Financial Officer
Tekken Street, Susupe, Saipan, MP 96950

FACILITIES FOR INTERSTATE ACCESS

6. MISCELLANEOUS SERVICES (Cont'd)6.11 Service Provider Number Portability (Cont'd)(B) Service Provider Number Portability (SPNP) General Description

SPNP allows, where facilities permit: (1) a local exchange telephone service customer to maintain the same Directory Number (DN) when changing from one telecommunications service provider to another while remaining at the same location; and (2) callers to complete calls to numbers that have been ported.

(C) SPNP Query Service Description

SPNP is an advanced intelligent network capability which utilizes the common channel signaling network to query a database to secure network routing instructions before completion of a call. This database contains the Location Routing Number (LRN) that identifies the switch of the Local Service Provider (LSP) that serves a customer with a ported DN. The LRN is used to direct the call to the correct network switching element for completion to the end user customer. Where more than one network is involved in completing the call, the network prior to the termination (i.e., the N-1 Network) is normally responsible for querying a SPNP database to secure the LRN which is then used in routing the call.

Where the N-1 carrier does not perform a database query, and forwards a call to a switch in the Telephone Company's network for a NXX designated as a number portable code in the National Exchange Carrier Association Inc. F.C.C. No. 4, the Telephone Company will perform a query for the N-1 carrier and bill that N-1 carrier a SPNP Query charge, as shown in Section 6.12(D) following.

When the Telephone Company is the first point of switching for terminating traffic to another local exchange carrier (e.g., a Telephone Company tandem switch), the Telephone Company will perform the query on behalf of the N-1 carrier and bill the N-1 carrier a SPNP Query charge, as shown in Section 6.12(D) following.

The SPNP Query is available through the telephone companies network at a tandem or end office.

When a Telephone Company tandem switch performs the query on behalf of the N-1 carrier, an SPNP Query-Tandem charge is applied whenever the call is to an NXX from which a DN has been ported.

When a Telephone Company end office switch performs the query on behalf of the N-1 carrier, an SPNP Query-End Office charge will apply when the called DN has ported out of the Telephone Company switch.

FACILITIES FOR INTERSTATE ACCESS

6. MISCELLANEOUS SERVICES (Cont'd)6.11 Service Provider Number Portability (Cont'd)(D) Rate Regulations

The rates and charges associated with SPNP which are "query" based will be billed monthly, based on recorded usage. For billing purposes, each month is considered to have thirty (30) days.

The SPNP Query rate element provides for the identification of the LRN information associated with the directory number including transport of the query to and from the database. This charge is assessed at either a Tandem or End Office rate depending on where the query was launched.

- (1) SPNP Query - Tandem Query Charges are assessed to each non-queried call delivered at the Telephone Company Tandem to numbers in NXXs from which a DN has ported. This charge is also assessed when the N-1 carrier delivers calls to other LECs through a Telephone Company Tandem.
- (2) SPNP Query - End Office Query Charges are assessed to each non-queried call to a directory number that has been ported out of a Telephone Company end office switch, and the end office switch performs the query.

(E) Rates and ChargesRate Per Query

SPNP Query:

- | | |
|-----------------------------|-------------|
| (1) Tandem Query Charge | \$ 0.000926 |
| (2) End Office Query Charge | \$ 0.000926 |

(This page filed under Transmittal No. 1)

Chief Financial Officer
Tekken Street, Susupe, Saipan, MP 96950

FACILITIES FOR INTERSTATE ACCESS

6. MISCELLANEOUS SERVICES (Cont'd)6.12 Payphone-Specific Coding Digits

The Telephone Company will equip local exchange telephone lines ordered by Payphone Service Providers (PSPs) from the Telephone Company's general and/or local exchange tariff with the capability to transmit three (3) payphone specific coding digits. The digits which will be transmitted to the Interexchange Carrier are: 27 for pay telephones requiring central office supervision, 29 for prison/inmate pay telephones, and 70 for pay telephones not requiring central office supervision. These digits will be transmitted via Flexible Automatic Number Identification (Flex ANI) to Interexchange Carriers who have trunks equipped with the Flex ANI optional feature as described in Section 4. The Interexchange Carriers will use this information to compensate the PSPs for subscriber 800 series calls, dial-around access code calls (e.g., 101XXXX) and any other calls placed from pay telephones and deemed compensable by the FCC.

The Telephone Company will apply a monthly Payphone-Specific Coding Digits Service charge to each pay telephone service line. This charge recovers the initial costs of deploying the Flex ANI capability and will be assessed for a thirty-six month period beginning in September 1, 1999.

	Monthly Rate (19540)
GSEC	
Payphone-Specific Coding Digits Service Charge	\$ 2.23

(This page filed under Transmittal No. 1)

Chief Financial Officer
Tekken Street, Susupe, Saipan, MP 96950

Issued: December 15, 2023

FACILITIES FOR INTERSTATE ACCESS

6. MISCELLANEOUS SERVICES (Cont'd)6.13 DS1 Span Power

When DS1 Service, provided over metallic facilities, is connected to customer-provided optical high voltage protection equipment, the Telephone Company will provide upon request, DS1 span power from the CO to the CPE electrical-to-optical converter, at the point of termination.

USOC (VPQSP)	<u>NRC</u>	<u>MRC</u>
Telephone Company provided DS1 Span Power	\$ 340.00	\$ 71.00

6.14 Universal Service Fund Charge

The Universal Service Fund (USF) charge provides for affordable local telephone service for all Customers and provides a discount to schools, libraries and low-income families.

The USF charge will be determined by multiplying the USF Surcharge factor of 0.346 by the end user Customer's monthly billing account level interstate charges for the services listed below. (I)

The USF charge, as shown in this section of the tariff, shall be assessed to Customers that are billed end user common line charges. These USF charges will not be assessed to Lifeline Customers, with the exception of USF on Other Incidental Charges.

	<u>USF Charge</u>	
Primary Residential Line	\$2.25	(I)
Non-Primary Residential Line	\$2.42	
Business Single Line	\$2.25	(I)
Business Multi-Line	\$3.18	
CentraNet Business Service (1-5 lines)	\$3.18	
CentraNet Business Service (6-24 lines)	\$3.18	
CentraNet Business Service (25-99 lines)	\$3.18	
CentraNet Business Service (>= 100 lines)	\$3.18	
PBX Line Charge	\$3.18	
Key System Line Charge	\$3.18	(I)

(This page filed under Transmittal No. 53)

Chief Financial Officer
Tekken Street, Susupe, Saipan, MP 96950

Issued: April 14, 2006

FACILITIES FOR INTERSTATE ACCESS

6. MISCELLANEOUS SERVICES (Cont'd)

6.14 Reserved for Future Use (Cont'd)

(C)

(D)

(D)

(This page filed under Transmittal No. 1)

Chief Financial Officer
Tekken Street, Susupe, Saipan, MP 96950

FACILITIES FOR INTERSTATE ACCESS

TABLE OF CONTENTS

7.	<u>SPECIALIZED FIA OR ARRANGEMENTS</u>	<u>Page</u>
7.1	<u>General</u>	7-2
7.2	<u>Rates and Charges</u>	7-2

(This page filed under Transmittal No. 1)

Chief Financial Officer
Tekken Street, Susupe, Saipan, MP 96950

FACILITIES FOR INTERSTATE ACCESS

7. SPECIALIZED FIA OR ARRANGEMENTS

7.1 General

Specialized FIA or Arrangements may be provided by the Telephone Company, at the request of a customer, on an Individual Case Basis (ICB) if such FIA or arrangements meet the following criteria:

- The requested FIA or arrangements are not offered under other sections of this tariff.
- The facilities utilized to provide the requested FIA or arrangements are of a type normally used by the Telephone Company in furnishing its other services.
- The requested FIA or arrangements are provided within a Market Area.
- The requested FIA or arrangements are compatible with other Telephone Company services, facilities, and its engineering and maintenance practices.

This offering is subject to the availability of the necessary Telephone Company personnel and capital resources.

7.2 Rates and Charges

Rates and charges and additional regulations, if applicable, for Specialized FIA or Arrangements are filed on an Individual Case Basis.

(This page filed under Transmittal No. 1)

Chief Financial Officer
Tekken Street, Susupe, Saipan, MP 96950

FACILITIES FOR INTERSTATE ACCESS

TABLE OF CONTENTS

8.	<u>COIN SERVICES</u>	<u>Page</u>
8.1	<u>General</u>	8-2
8.2	<u>Service Description</u>	8-2
8.3	<u>Service Provisioning</u>	8-2
8.4	<u>Collection and Remittance of Coin Station Monies</u>	8-2
8.5	<u>Provision of Message Call Detail Concerning Coin Station Monies</u>	8-3
8.6	<u>Payment of Coin Sent - Paid Monies</u>	8-3
8.6.1	Bill Period Coin Revenue	8-3
8.6.2	Total Customer Coin Revenue	8-3
8.6.3	Recourse Adjustments	8-3
8.6.4	Payment of Net Customer Coin Revenue	8-4
8.6.5	Audit Provisions	8-4

(This page filed under Transmittal No. 1)

Chief Financial Officer
Tekken Street, Susupe, Saipan, MP 96950

FACILITIES FOR INTERSTATE ACCESS

8. COIN SERVICES8.1 General

This section contains the rules and regulations pertaining to the provision of 1+ Coin Presubscription Service for the handling of 1+ interLATA sent-paid traffic from the Telephone Company's pay telephones.

8.2 Service Description

1+ Coin Presubscription Service provides the routing of 1+ interLATA sent-paid calls from Telephone Company pay telephones to the presubscribed 0+ Interexchange Carrier (customer) directly, to its designated secondary service provider, or to the default carrier, provided said carrier continues to accept such default traffic. The default carrier option will expire when the default carrier ceases to accept such traffic or when the presubscribed 0+ provider is able to handle such calls or route them to secondary service provider, whichever comes first. The customer has the following options:

- (1) to receive both 0+ and 1+ interLATA calls originated from Telephone Company pay telephones; or,
- (2) to receive the 0+ interLATA calls and select one secondary service provider per LATA to receive the 1+ interLATA sent-paid traffic; or,
- (3) to receive the 0+ interLATA calls and continue to default the 1+ interLATA sent-paid calls until the presubscribed 0+ provider is ready to handle (to receive both 0+ and 1+ interLATA calls or to receive 0+ interLATA calls and select a secondary service provider per LATA for 1+ interLATA calls) such calls.

The customer is solely responsible for all 0+ and 1+ interLATA calls originating from the Telephone Company pay telephone when it handles 1+ interLATA sent-paid traffic or selects a secondary service provider to handle the 1+ interLATA sent-paid calls.

The Telephone Company must receive written authorization from the customer prior to routing 1+ interLATA sent-paid calls to the selected secondary service provider. If the customer selects a secondary service provider to handle 1+ interLATA sent-paid traffic, any arrangements will be solely between the customer and its selected secondary service provider.

8.3 Service Provisioning

The Telephone Company will provide 1+ interLATA sent-paid coin access from equal access end offices to the customer's designated location via Telephone Company's access tandems, at the customer's option or via direct routed trunks from the end office.

The Telephone Company will generally provide, where available, one of two types of call setup signaling from its pay telephones, Tandem Access InterLATA Sent-Paid (TAISP) signaling or Exchange Access Operator Services System (EAOSS) signaling to the CDL dependent upon the access tandem technology type. Modified Operator Services signaling (MOSS) is only available via direct routed trunks from the end office to the CDL, and is not offered via access tandems. Where the customer has ordered direct routed trunks from the end office to the CDL, either MOSS or TAISP/EAOSS signaling may be provided, at the option of the customer, as long as the end office is suitably equipped.

8.4 Collection and Remittance of Coin Station Monies

When the customer is provided Operator Assistance-Coin or Combined Coin and Noncoin or Operator Assistance-Full Feature Arrangements for sent-paid pay telephone access, the Telephone Company will collect sent-paid monies from pay telephone stations and will remit monies to the customer as set forth in 8.6.4. The Telephone Company will provide message call detail format and bill periods used to determine the monies upon request from the customer.

(This page filed under Transmittal No. 1)

Chief Financial Officer
Tekken Street, Susupe, Saipan, MP 96950

FACILITIES FOR INTERSTATE ACCESS

8. COIN SERVICES (Cont'd)8.5 Provision of Message Call Detail Concerning Coin Station Monies

Where Operator Assistance-Coin or Combined Coin and Noncoin or Operator Assistance-Full Feature Arrangements for sent-paid pay telephone access is provided to the customer and the customer wishes to receive the monies it is due for the monies collected by the Telephone Company from coin pay telephone stations, the customer shall furnish to the Telephone Company, at a location specified by the Telephone Company, the customer message call detail for the customer sent-paid (coin) pay telephone calls in accordance with the Telephone Company collection schedule. The customer message call detail furnished shall be in a standard format established by the Telephone Company. The Telephone Company will provide to the customer the precise details of the required standard format. If, in the course of Telephone Company business, it is necessary to change the standard format, the Telephone Company will provide notification to the involved customer six months prior to the change. If no customer message call detail is received from the customer for each bill period established by the Telephone Company, the Telephone Company will assume there were no customer sent-paid (coin) pay telephone calls for the period. In addition the customer shall furnish a schedule of its charges for sent-paid (coin) calls to the Telephone Company at a location and date as specified by the Telephone Company. Any change in the customer's schedule of charges shall be furnished to the Telephone Company one day after the change becomes effective.

8.6 Payment of Coin Sent-Paid Monies

The Telephone Company will collect the monies from coin pay telephone stations and will determine the remit amounts due to a customer which is provided Operator Assistance-Coin or Combined Coin and Noncoin or Operator Assistance-Full Feature Arrangements for sent-paid pay telephone access as set forth as follows:

8.6.1 Bill Period Coin Revenue

The Telephone Company will establish a collection schedule for each coin pay telephone station and will collect the monies from the coin pay stations based on this collection schedule. The monies collected based on this schedule during each bill period established by the Telephone Company will be identified by coin pay telephone station and summed to develop the Bill Period Coin Revenue for each coin record day (i.e., the day a record is prepared and dated to show the amount due the customer).

8.6.2 Total Customer Coin Revenue

The interstate Total Customer Coin Revenue will be determined by the Telephone Company based on the customer message call detail received from the customer for each bill period and the customer's schedule of charges for sent-paid coin calls. Such Total Customer Coin Revenue will be developed each coin record day.

8.6.3 Recourse Adjustments

For each coin record day, the Telephone Company will subtract from the total customer Coin Revenue an amount for coin station shortages. Coin station shortages are amounts resulting from unauthorized calling at coin pay telephone stations, use of unauthorized coins (i.e., foreign coins, slugs and improper use of U.S. pennies), unauthorized removal of coins from coin pay telephone stations and coin refunds beyond the Telephone Company's control. Such amount for coin station shortages will be developed by the Telephone Company by multiplying the Total Customer Coin Revenue for each coin record day by a shortage factor. Such amount will be rounded to the nearest penny. The shortage factor will be determined by dividing the yearly total coin shortage amount by the yearly total coin revenue amount (i.e., total coin revenue equals the Coin Revenue due under exchange tariffs, state toll tariffs and interstate toll tariffs). The total coin shortage amount and the total revenue amount will be determined by the Telephone Company through an annual special study.

(This page filed under Transmittal No. 1)

Chief Financial Officer
Tekken Street, Susupe, Saipan, MP 96950

FACILITIES FOR INTERSTATE ACCESS

8. COIN SERVICES (Cont'd)

8.6 Payment of Coin Sent-Paid Monies (Cont'd)

8.6.4 Payment of Net Customer Coin Revenue

The Telephone Company will determine the Net Customer Coin Revenue for each coin record day by subtracting from the Total Customer Coin Revenue determined as set forth in (2) preceding the amount for coin station shortages determined as set forth in (3) preceding. On the date (payment date) determined by adding 45 days to the coin record day, the Telephone Company will remit payment to the customer for the Net Customer Coin Revenue.

8.6.5 Audit Provisions

Upon reasonable written notice by the customer to the Telephone Company, the customer shall have the right through its authorized representative to examine and audit, during normal business hours and at reasonable intervals as determined by the Telephone Company, all such records and accounts as may under recognized accounting practices contain information bearing upon the determination of the amount payable to the customer. Adjustment shall be made by the proper party to compensate for any errors or omissions disclosed by such examination or audit. Neither such right to examine and audit nor the right to receive such adjustment shall be affected by any statement to the contrary, appearing on checks or otherwise, unless such statement expressly waiving such right appears in a letter signed by the authorized representative of the party having such right and delivered to the other party.

All information received or reviewed by the customer or its authorized representative is to be considered confidential and is not to be distributed, provided or disclosed in any form to anyone not involved in the audit, nor is such information to be used for any other purpose.

FACILITIES FOR INTERSTATE ACCESS

TABLE OF CONTENTS

9.	<u>SPECIAL FACILITIES ROUTING OF FIA</u>	<u>Page</u>
9.1	<u>Description of Special Facilities Routing of FIA</u>	9-2
9.1.1	Diversity	9-2
9.1.2	Avoidance	9-2
9.1.3	Cable-Only Facilities	9-2
9.2	<u>Rates and Charges</u>	9-3
9.2.1	Diversity	9-3
9.2.2	Cable-Only Facilities	9-3

(This page filed under Transmittal No. 1)

Chief Financial Officer
Tekken Street, Susupe, Saipan, MP 96950

FACILITIES FOR INTERSTATE ACCESS

9. SPECIAL FACILITIES ROUTING OF FIA

9.1 Description of Special Facilities Routing of FIA

The FIA provided under this tariff are provided over such routes and facilities as the Telephone Company may elect. Special routing is involved where, in order to comply with requirements specified by the customer, the Telephone Company provides Switched Access, Special Access or Special Federal Government Services in a manner which includes one or more of the following conditions.

9.1.1 Diversity

Where two or more FIA must be provided over not less than two different physical routes. Diversity is a Basic Service Element (BSE) under the Telephone Company's Open Network Architecture (ONA) plan.

9.1.2 Avoidance

Where a FIA must be provided on a route which avoids specified geographical locations.

9.1.3 Cable-Only Facilities

Where certain voice grade FIA are provided on cable-only facilities to meet the particular needs of a customer. FIA is provided subject to the availability of cable-only facilities. In the event of FIA failure, restoration will be made through the use of any available facilities as selected by the Telephone Company.

Avoidance and Diversity are available on Switched Access as set forth in Section 4 and Special Access as set forth in Section 5. Cable-only facilities are available for Switched Access as set forth in Section 4.

In order to identify any special routing requirement, the Telephone Company will provide the ordering customer with the required routing information for each specially routed FIA. If requested by the customer, this information will be provided when the FIA is installed and prior to any subsequent change in routing.

The rates and charges for Special Facilities Routing of FIA as set forth in 9.2 are in addition to all other rates and charges that may be applicable for FIA provided under other sections of this tariff.

(This page filed under Transmittal No. 1)

Chief Financial Officer
Tekken Street, Susupe, Saipan, MP 96950

FACILITIES FOR INTERSTATE ACCESS

9. SPECIAL FACILITIES ROUTING OF FIA (Cont'd)

9.2 Rates and Charges

The rates and charges for Special Facilities Routing of FIA are as follows:

9.2.1 Diversity

For each FIA provided in accordance with 9.1.1 preceding, the rates and charges will be developed on an Individual Case Basis.

9.2.2 Cable-Only Facilities

For each FIA provided in accordance with 9.1.3 preceding, the rates and charges will be developed on an Individual Case Basis.

(This page filed under Transmittal No. 1)

Chief Financial Officer
Tekken Street, Susupe, Saipan, MP 96950

FACILITIES FOR INTERSTATE ACCESS

TABLE OF CONTENTS

10.	<u>SPECIAL CONSTRUCTION REGULATIONS</u>	Page
10.1	<u>Filing of Charges</u>	10-2
10.2	<u>Ownership of Facilities</u>	10-2
10.3	<u>Interval to Provide Facilities</u>	10-2
10.4	<u>Special Construction Involving Both Interstate and Intrastate Facilities</u>	10-2
10.5	<u>Payments for Special Construction</u>	10-3
10.5.1	Payments of Charges.....	10-3
10.5.2	Start/End of Billing.....	10-3
10.5.3	Credit Allowance for Service Interruptions.....	10-3
10.6	<u>Liabilities and Charges for Special Construction</u>	10-3
10.6.1	General.....	10-3
10.6.2	Conditions Requiring Special Construction.....	10-4
10.6.3	Development of Liabilities and Charges.....	10-4
10.6.4	Types of Liabilities and Charges.....	10-5
(A)	Nonrecurring Charge.....	10-5
(1)	Case Preparation Charge.....	10-5
(2)	Expediting Charge.....	10-5
(3)	Optional Payment.....	10-5
(4)	Replacement Charge.....	10-6
(5)	Rearrangement Charge.....	10-6
(6)	Special Construction of Facilities for Use for Less than One Month..	10-6
(B)	Maximum Termination Liability and Termination Charge.....	10-6
(C)	Annual Underutilization Liability and Underutilization Charge.....	10-9
(D)	Recurring Monthly Charges.....	10-10
(E)	Lease Charge.....	10-10
(F)	Cancellation Charge.....	10-10
10.7	<u>Deferral of Start of Service</u>	10-11
10.7.1	Construction Has Not Begun.....	10-11
10.7.2	Construction Has Begun.....	10-11
10.7.3	Construction Complete.....	10-11
10.8	<u>Definitions</u>	10-12

(This page filed under Transmittal No. 1)

Chief Financial Officer
Tekken Street, Susupe, Saipan, MP 96950

FACILITIES FOR INTERSTATE ACCESS

10. SPECIAL CONSTRUCTION REGULATIONS

10.1 Filing of Charges

All special construction cases will be filed subject to the regulations specified in this section.

10.2 Ownership of Facilities

The Telephone Company providing specially constructed facilities under the provisions of this tariff retains ownership of all such facilities.

10.3 Interval to Provide Facilities

Based on available information and the type of service ordered, the Telephone Company will establish a completion date for the specially constructed facilities. If the scheduled completion date cannot be met due to circumstances beyond the control of the Telephone Company, a new completion date will be established and the customer will be notified.

10.4 Special Construction Involving Both Interstate and Intrastate Facilities

When special construction involves facilities to be used to provide both interstate and intrastate services, charges for the portion of the construction used to provide interstate service shall be in accordance with this tariff. Charges for the portion of the construction used to provide intrastate service shall be in accordance with the appropriate intrastate tariff.

(This page filed under Transmittal No. 1)

Chief Financial Officer
Tekken Street, Susupe, Saipan, MP 96950

FACILITIES FOR INTERSTATE ACCESS

10. SPECIAL CONSTRUCTION REGULATIONS

10.5 Payments for Special Construction

10.5.1 Payments of Charges

All bills associated with special construction charges are due in accordance with the appropriate regulations in the service tariff under which service is being provided.

10.5.2 Start/End of Billing

Billing of recurring charges for specially constructed facilities starts on the day after the facilities are made available for use. Billing accrues through and includes the day that the specially constructed facilities are discontinued. Recurring charges will be billed in accordance with the appropriate regulations in the service tariff under which service is being provided.

10.5.3 Credit Allowance for Service Interruptions

In the event of a service interruption involving a specially constructed facility, the customer shall receive a recurring monthly charge credit in accordance with the credit allowance provisions in the appropriate service tariff associated with the affected service.

When an interruption continues due to the failure of the customer to authorize the replacement of facilities subject to a Replacement Charge, as specified in 10.6.4(A)(4) following, the credit allowance will be terminated on the seventh calendar day after the Telephone Company has provided the customer with written notification of the need for replacement. The credit allowance will resume on the day after the Telephone Company receives written authorization for the replacement from the customer.

10.6 Liabilities and Charges for Special Construction

10.6.1 General

This section describes the various charges and liabilities that may apply when the Telephone Company provides special construction of facilities in accordance with an order for service. Written approval of all liabilities and charges must be provided to the Telephone Company prior to the start of construction.

(This page filed under Transmittal No. 1)

Chief Financial Officer
Tekken Street, Susupe, Saipan, MP 96950

FACILITIES FOR INTERSTATE ACCESS

10. SPECIAL CONSTRUCTION REGULATIONS

10.6 Liabilities and Charges for Special Construction (Cont'd)

10.6.2 Conditions Requiring Special Construction

Special construction is required when 1) facilities are not available to meet an order for service, and 2) the Telephone Company constructs facilities, and 3) one or more of the following conditions exist:

- The Telephone Company has no other requirement for the facilities requested.
- It is requested that service be furnished using a type of facility, or via a route, other than that which the Telephone Company would normally utilize in furnishing the requested service.
- More facilities are requested than would normally be required to satisfy an order.
- It is requested that construction be expedited, resulting in added cost to the Telephone Company.
- The Telephone Company determines that alternative facilities must be used because the safety of customers or Telephone Company employees would be in jeopardy if standard facilities were placed, or if potential damage to both Telephone Company and customer-provided equipment could occur. If a high voltage or electrical hazard exists, standard conductive facilities will not be used, and special non-conductive facilities must be placed. For example, dangerous conditions would exist when providing standard copper facilities to high voltage transmission power towers where potential "Ground Potential Rise" hazard exists, or where voltage could be conducted away from the tower.

10.6.3 Development of Liabilities and Charges

Special construction charges and liabilities will be developed based on estimated costs, except when actual costs are requested in writing prior to the start of special construction.

In order to meet a scheduled service date when actual costs are requested, an initial special construction filing may be made based on estimated costs. Such a filing will be revised when actual costs are available.

(This page filed under Transmittal No. 1)

Chief Financial Officer
Tekken Street, Susupe, Saipan, MP 96950

FACILITIES FOR INTERSTATE ACCESS

10. SPECIAL CONSTRUCTION REGULATIONS

10.6 Liabilities and Charges for Special Construction (Cont'd)

10.6.4 Types of Liabilities and Charges

Depending on the specifics associated with each individual case, one or more of the following special construction charges and/or liabilities may be applicable:

(A) Nonrecurring Charge

A nonrecurring charge always applies and includes one or more of the following components:

(1) Case Preparation Charge

A nonrecurring charge always includes a case preparation charge component to cover the administrative expenses associated with preparing a special construction case and the associated tariff filing.

(2) Expediting Charge

A nonrecurring charge may include an expediting charge when it is requested that special construction be completed on an expedited basis. The charge equals the difference in estimated cost between expedited and nonexpedited construction.

(3) Optional Payment

An optional payment charge may be included in the nonrecurring charge in association with a type of facility or route other than that which the Telephone Company would normally use in furnishing the requested service if lower recurring monthly charges are desired for the specially constructed facilities. This charge is equal to the excess installed cost or the total nonrecoverable cost, whichever is less. This election must be made in writing before special construction starts. If this election is coupled with the actual cost option, the optional payment charge will reflect the actual cost of the specially constructed facilities.

(This page filed under Transmittal No. 1)

Chief Financial Officer
Tekken Street, Susupe, Saipan, MP 96950

FACILITIES FOR INTERSTATE ACCESS

10. SPECIAL CONSTRUCTION REGULATIONS10.6 Liabilities and Charges for Special Construction (Cont'd)10.6.4 Types of Liabilities and Charges (Cont'd)(A) Nonrecurring Charge (Cont'd)(4) Replacement Charge

If any portion of specially constructed facilities for which an optional payment charge has been paid requires replacement involving capital investment, a replacement charge will apply. This charge will be in the same ratio to the total replacement cost as the initial optional payment charge was to the installed cost of the original specially constructed facilities. If any portion of the facilities subject to the replacement charge fails, service will not be restored until notification is provided in writing that replacement is required and such replacement is ordered.

(5) Rearrangement Charge

If the Telephone Company is requested to rearrange existing specially constructed facilities, a nonrecurring charge equal to the cost of any additional special construction will apply.

(6) Special Construction of Facilities for Use for Less than One Month

When the Telephone Company is requested to construct facilities to provide service for less than one month, a nonrecurring charge only applies. In addition to the case preparation charge component, this nonrecurring charge recovers all elements of cost, including engineering, shipping of equipment, equipment installation, line-up, equipment leasing, space rental, equipment removal, and any other costs associated with the construction of the facilities.

(B) Maximum Termination Liability and Termination Charge

A Maximum Termination Liability is equal to the nonrecoverable costs associated with specially constructed facilities and is the maximum amount which could be applied as a Termination Charge if all specially constructed facilities were discontinued before the Maximum Termination Liability expires.

The liability period is equal to the average life of the account associated with the specially constructed facilities. The liability period is generally expressed in terms of an effective and expiration date.

(This page filed under Transmittal No. 1)

Chief Financial Officer
Tekken Street, Susupe, Saipan, MP 96950

FACILITIES FOR INTERSTATE ACCESS

10. SPECIAL CONSTRUCTION REGULATIONS10.6 Liabilities and Charges for Special Construction (Cont'd)10.6.4 Types of Liabilities and Charges (Cont'd)(B) Maximum Termination Liability and Termination Charge (Cont'd)

The Maximum Termination Liability is filed with the initial tariff filing in decreasing amounts at ten-year intervals over the average account life of the facilities. In the event that the average account life of the facilities is not an even multiple of ten, the last increment will reflect the appropriate number of years remaining.

Example Illustrating a 27-Year Average Account Life

Maximum Termination <u>Liability</u>	Effective <u>Date</u>	Expiration <u>Date</u>
\$10,000	6/1/84	6/1/94
7,000	6/1/94	6/1/04
3,000	6/1/04	6/1/11

Prior to the expiration of each liability period, the customer has the option to (A) terminate the special construction case and pay the appropriate charges or (B) extend the use of the specially constructed facilities for the new liability period.

The Telephone Company will notify the customer six months in advance of the expiration date of each ten-year liability period. The customer must provide the Telephone Company with written notification at least 30 days prior to the expiration of the liability period if termination is elected. Failure to do so will result in an automatic extension of the special construction case to the next liability period at the filed Maximum Termination Liability amount.

(This page filed under Transmittal No. 1)

Chief Financial Officer
Tekken Street, Susupe, Saipan, MP 96950

FACILITIES FOR INTERSTATE ACCESS

10. SPECIAL CONSTRUCTION REGULATIONS

10.6 Liabilities and Charges for Special Construction (Cont'd)

10.6.4 Types of Liabilities and Charges (Cont'd)

(B) Maximum Termination Liability and Termination Charge (Cont'd)

A Termination Charge may apply when all services using specially constructed facilities which have a tariffed Maximum Termination Liability are discontinued prior to the expiration of the liability period. The charge reflects the unamortized portion of the nonrecoverable costs at the time of termination, adjusted for net salvage and possible reuse. Administrative costs associated with the specific case of special construction and any cost for restoring a location to its original condition are also included. A Termination Charge may never exceed the filed Maximum Termination Liability.

A partial termination of specially constructed facilities will be provided, at the election of the customer. The amount of the Termination Charge associated with such partial termination is determined by multiplying the termination charge which would result if all services using the specially constructed facilities were discontinued, at the time partial termination is elected, by the percentage of specially constructed facilities to be partially terminated. A tariff filing will be made following a partial termination to list remaining Maximum Termination Liability amounts and the number of specially constructed facilities the customer will remain liable for.

Example

A customer with a filed Maximum Termination Liability of \$100,000 for 3600 specially constructed facilities requests a partial termination of 900 facilities. The Termination Charge for all facilities, at the time of election, is \$60,000. The partial termination charge, in this example, is \$60,000 X 900/3600, or \$15,000.

(This page filed under Transmittal No. 1)

Chief Financial Officer
Tekken Street, Susupe, Saipan, MP 96950

FACILITIES FOR INTERSTATE ACCESS

10. SPECIAL CONSTRUCTION REGULATIONS10.6 Liabilities and Charges for Special Construction (Cont'd)10.6.4 Types of Liabilities and Charges (Cont'd)(C) Annual Underutilization Liability and Underutilization Charge

Prior to the start of special construction, the Telephone Company and the customer will agree on (1) the quantity of facilities to be provided, and (2) the length of the planning period during which the customer expects to place the facilities in service. The planning period is hereinafter referred to as the Initial Liability Period (ILP). The ILP is listed in the tariff with an effective and expiration date.

Underutilization occurs only if, at the expiration date of the ILP and annually thereafter, less than 70 percent of the specially constructed facilities are in service at filed tariff service rates.

An annual underutilization liability amount is filed on a per unit basis (e.g., per cable pair) for each case of special construction. This amount is equal to the annual per unit cost and includes depreciation, maintenance, administration, return taxes, and any other costs identified in the supporting documentation provided at the time the special construction case is filed.

Upon the expiration of the ILP, the number of underutilized facilities, if any, are multiplied by the annual underutilization liability amount. This product is then multiplied by the number of years (including any fraction thereof) in the ILP to determine the underutilization charge.

Annually thereafter, the number of underutilized facilities, if any, existing on the anniversary of the ILP expiration date will be multiplied by the annual underutilization liability amount to determine the underutilization charge for the preceding 12 month period.

Example

A customer orders 100 services and the special construction of a 600 pair building riser cable is agreed to, based on the customer's 5 year facility requirements. The ILP, in this example, would be filed at 5 years. The annual underutilization liability is filed at \$2.00 per pair. If 400 pairs were in service at the end of the ILP, there would be an underutilization of 20 pairs, i.e., $420 (70\% \text{ of } 600) - 400 = 20$. The total underutilization charge for the first 5 years would be \$200.00, or \$2.00 per pair x 20 pairs x 5 years.

If 420 pairs are in service at the end of the 6th year, there is no underutilization, i.e., $420 - 420 = 0$.

(This page filed under Transmittal No. 1)

Chief Financial Officer
Tekken Street, Susupe, Saipan, MP 96950

FACILITIES FOR INTERSTATE ACCESS

10. SPECIAL CONSTRUCTION REGULATIONS

10.6 Liabilities and Charges for Special Construction (Cont'd)

10.6.4 Types of Liabilities and Charges (Cont'd)

(D) Recurring Monthly Charges

(1) Charge for Route or Type other than Normal

When special construction is requested using a route or type of facility other than that which the Telephone Company would normally use, a recurring monthly charge, in addition to the monthly rates for service, is applicable. The charge is equal to the difference between the recurring costs of the specially constructed facilities and the recurring costs of the facilities the Telephone Company would have normally used.

(a) When an Optional Payment Charge as set forth in 10.6.4(A)(3) preceding has been elected, the recurring monthly charge will be reduced to include specially constructed facility operating expenses only.

(b) If the actual cost option as set forth in 10.6.3 preceding has been elected, the recurring charge will be adjusted to reflect the actual cost of the new construction when the costs have been determined. This adjusted recurring charge is applicable from the start of service.

(E) Lease Charge

This charge applies when the Telephone Company leases equipment in order to meet service requirements. The amount of the charge is equal to the net added cost to the Telephone Company caused by the lease.

(F) Cancellation Charge

If a service order with which special construction is associated is cancelled prior to the start of service, a cancellation charge will apply. The charge will include all nonrecoverable costs incurred by the Telephone Company in association with the special construction up to and including the time of cancellation.

(This page filed under Transmittal No. 1)

Chief Financial Officer
Tekken Street, Susupe, Saipan, MP 96950

FACILITIES FOR INTERSTATE ACCESS

10. SPECIAL CONSTRUCTION REGULATIONS

10.7 Deferral of Start of Service

The Telephone Company may be requested to defer the start of service which will use specially constructed facilities subject to the provisions set forth in the service tariff under which service is being provided.

Requests for special construction deferral must be in writing and are subject to the following regulations:

10.7.1 Construction Has Not Begun

If the Telephone Company has not incurred any installation costs before receiving a request for deferral, no charge applies.

10.7.2 Construction Has Begun

If the construction of facilities has begun before the Telephone Company receives a request for deferral, charges will vary as follows:

(A) All Services Are Deferred

When all services which will use specially constructed facilities are deferred, a charge based on the costs incurred by the Telephone Company during each month of the deferral will apply. Those costs include the recurring costs for that portion of the facilities already completed and any other costs associated with the deferral. The cost of any components of the nonrecurring charge which have been completed at the time of deferral will also apply.

(B) Some Services Are Deferred

When some services which will use specially constructed facilities are deferred, the construction case will be completed and all special construction charges will apply.

10.7.3 Construction Complete

If the construction of facilities has been completed before the Telephone Company receives a request for deferral, all special construction charges will apply.

(This page filed under Transmittal No. 1)

Chief Financial Officer
Tekken Street, Susupe, Saipan, MP 96950

FACILITIES FOR INTERSTATE ACCESS

10. SPECIAL CONSTRUCTION REGULATIONS10.8 Definitions

Actual Cost - The term "Actual Cost" denotes all costs charged against a specific case of special construction, including any appropriate taxes.

Annual Underutilization Liability - The term "Annual Underutilization Liability" denotes a per unit amount which may be billed annually if fewer services are in use utilizing specially constructed facilities at filed tariff rates than were originally specially constructed.

Average Account Life - The term "Average Account Life" denotes the depreciation life prescribed by the Federal Communications Commission for each class of telephone plant.

Estimated Cost - The term "Estimated Cost" denotes all estimated costs that will be incurred in providing a specific case of special construction, including any appropriate taxes.

Facilities - The term "Facilities" denotes any cable, poles, conduit, microwave or carrier equipment, wire center distribution frames, central office switching equipment, etc., utilized to provide interstate services offered under the tariffs referenced by this tariff.

Initial Liability Period - The term "Initial Liability Period" denotes the initial planning period during which the customer expects to place specially constructed facilities in service.

Installed Cost - The term "Installed Cost" denotes the total investment (estimated or actual) required by the Telephone Company to provide specially constructed facilities.

Maximum Termination Liability - The term "Maximum Termination Liability" denotes the maximum amount which may be billed if all services using specially constructed facilities are terminated prior to the expiration of the Maximum Termination Liability Period.

Maximum Termination Liability Period - The term "Maximum Termination Liability Period" denotes the length of time during which a termination charge may apply if all services using specially constructed facilities are terminated. The liability period is equal to the average account life of the specially constructed facilities. When the construction involves multiple classes of plant with differing lives, the liability period is equal to the weighted average of the account lives involved in the special construction case, using nonrecoverable investment as the basis for weighting.

Example

\$20,000, \$10,000 and \$5,000 nonrecoverable investments with average account lives of 8, 18 and 25 years, respectively, are involved in the same special construction case. The maximum termination liability period would be 13.3 years.

20,000 x 8 = 160,000	465,000	= 13.3
10,000 x 18 = 180,000	35,000	
5,000 x 25 = 125,000		
35,000 465,000		

The duration of the maximum termination liability period will be specified in the tariff.

(This page filed under Transmittal No. 1)

Chief Financial Officer
Tekken Street, Susupe, Saipan, MP 96950

FACILITIES FOR INTERSTATE ACCESS

10. SPECIAL CONSTRUCTION REGULATIONS

10.8 Definitions (Cont'd)

Net salvage - The term "Net Salvage" denotes the estimated scrap, sale, or trade-in value, less the estimated cost of removal. Cost of removal includes the costs of demolishing, tearing down, or otherwise disposing of the material and any other applicable costs. Since the cost of removal may exceed salvage value, net salvage may be negative.

Nonrecoverable Cost - The term "Nonrecoverable Cost" denotes the cost of specially constructed facilities for which the Telephone Company has no foreseeable use should the service be terminated.

Normal Construction - The term "Normal Construction" denotes all facilities the Telephone Company would normally use to provide service in the absence of a requirement for special construction.

Normal Cost - The term "Normal Cost" denotes the estimated cost to provide services using normal construction.

Permanent Facilities - The term "Permanent Facilities" denotes facilities providing service for one month or more.

Recoverable Cost - The term "Recoverable Cost" denotes the cost of the specially constructed facilities for which the Telephone Company has a foreseeable reuse, either in place or elsewhere should the service be terminated.

Termination Charge - The term "Termination Charge" denotes the portion of the Maximum Termination Liability that is applied as a nonrecurring charge when all services are discontinued prior to the expiration of the specified liability period.

(This page filed under Transmittal No. 1)

Chief Financial Officer
Tekken Street, Susupe, Saipan, MP 96950

FACILITIES FOR INTERSTATE ACCESS

TABLE OF CONTENTS

11.	<u>END USER</u>	<u>Page</u>
11.1	<u>General Description</u>	11-2
11.2	<u>Limitations</u>	11-2
11.3	<u>Liability</u>	11-2
11.4	<u>Provision and Ownership of Telephone Numbers</u>	11-2
11.5	<u>Payment Arrangements and Credit Allowances</u>	11-3
13.5.1	Payment of Rates, Charges and Deposits	11-3
13.5.2	Cancellation of Application	11-3
13.5.3	Changes to ASRs	11-3
13.5.4	Allowance for Interruptions	11-3
11.6	<u>Rate Regulations</u>	11-4
11.7	<u>Rates and Charges</u>	11-6

(This page filed under Transmittal No. 1)

Chief Financial Officer
Tekken Street, Susupe, Saipan, MP 96950

FACILITIES FOR INTERSTATE ACCESS

11. END USER FIA

The Telephone Company will provide End User FIA to end users who obtain local telephone service from the Telephone Company under its General and/or Local tariffs and to end users and ICs that obtain FIA from the Telephone Company under this tariff.

11.1 General Description

End User FIA provides for the use of a Common Line (excluding Public Pay Telephone connections) by an end user or an IC.

Use of a Common Line is provided 24 hours a day, seven days a week.

11.2 Limitations

- (A) A telephone number is not provided with End User FIA.
- (B) Detail billing is not provided for End User FIA.
- (C) Directory listings are not included in the rates and charges for End User FIA.
- (D) Intercept arrangements are not included in the rates and charges for End User FIA.

11.3 Liability

The regulations as set forth in 2.1.3 preceding apply to a customer provided with End User FIA.

11.4 Provision and Ownership of Telephone Numbers

The customer has no property right to the telephone number assignment or any other call number designation associated with End User FIA. The Telephone Company reserves the right to assign, designate or change such numbers, or the Telephone Company serving Central Office prefixes associated with numbers, when reasonably necessary in the conduct of its business.

(This page filed under Transmittal No. 1)

Chief Financial Officer
Tekken Street, Susupe, Saipan, MP 96950

FACILITIES FOR INTERSTATE ACCESS

11. END USER FIA (Cont'd)

11.5 Payment Arrangements and Credit Allowances

11.5.1 Payment of Rates, Charges and Deposits

The regulations as set forth in 2.4.1 preceding apply to customers provided with End User FIA.

11.5.2 Cancellation of Application

End User FIA is cancelled when the ASR for the associated local telephone service is cancelled. No cancellation charges apply.

11.5.3 Changes to ASRs

When changes are made to ASRs for the local telephone service or Switched Access associated with End User FIA, any necessary changes will be made for End User FIA. No charges will apply.

11.5.4 Allowance for Interruptions

When there is an interruption to End User FIA, no credit will be allowed for an interruption of less than 24 hours. The customer will be credited for an interruption of 24 hours or more at the rate of 1/30th of the Common Line per month charge for End User FIA for each period of 24 hours or major fraction thereof that the interruption continues from the time of notice to the Telephone Company that an interruption has occurred.

(This page filed under Transmittal No. 1)

Chief Financial Officer
Tekken Street, Susupe, Saipan, MP 96950

Issued: December 17, 2015

FACILITIES FOR INTERSTATE ACCESS

11. END USER FIA (Cont'd)

11.6 Rate Regulations

- (A) When the end user's local service is provided by the Telephone Company, the end user will be charged the End User Access Charge. When end user local service is provided by a local service provider that resells local service (reseller), the reseller will be charged the End User Access Charge.
- (B) Residence rates, as set forth in 11.7 following, apply to common lines that are subject to residential rates under Telephone Company General and/or Local tariffs.

End user residence common line rates are applied as primary or non-primary.

Until January 1, 1999, the primary residence end user common line rates will apply to only one line when the customer has more than one line billed on a single account for the same service name at the same service address.

Effective January 1, 1999, the designation of primary and non-primary will be changed as follows. The primary rate is assessed to the residential subscriber line which is any or all of the following:

- 1) the only line provided at that service address; or,
- 2) the first line installed at that location. Any additional residence exchange lines at the same service location, regardless of the named subscriber, will be assessed the non-primary rate; or,
- 3) the line designated as the primary by the billed party or parties when multiple exchange lines are ordered at the same time for the same service location.

In most cases only one line at a service location can be classified as primary, all others are considered to be non-primary.

Lifeline Service discounts for eligible residential subscribers are set forth under the Telephone Company's General Exchange Tariff No. 1, Section 2.

(N)

(This page filed under Transmittal No. 17)

Chief Financial Officer
Tekken Street, Susupe, Saipan, MP 96950

FACILITIES FOR INTERSTATE ACCESS

11. END USER FIA (Cont'd)11.6 Rate Regulations (Cont'd)

(B) (Cont'd)

Business Single Line rates, as set forth in 11.7 following, apply to common lines that are not subject to residential rates under Telephone Company General and/or Local tariffs when only one such line is obtained by the same customer within a state from the same Telephone Company.

Business Multiline rates, as set forth in 11.7, apply to common lines, that are not subject to residential rates under Telephone Company General and/or Local tariffs when more than one such line is obtained by the same customer within a state from the same Telephone Company and to all pay telephone common lines. Central Office located Centrex and Centrex-type services are rated as set forth in 11.7 for Business Multiline except as set forth in (C) following.

A distinction should be made between multi-line and multi-party service, in that each party of a multi-party service is treated as a single-party service for rate application. For example:

- 1) A multi-party residential subscriber with one line will be assessed the residence rate.
 - 2) A multi-party residential subscriber with two or more terminating lines will be assessed the residence rate for each of those lines.
 - 3) A multi-party business subscriber with one terminating line will be assessed the business single-line rate.
 - 4) A multi-party business subscriber with two or more terminating lines will be assessed the business multi-line rate for each of those lines.
- (C) Central Office located Centrex Dormitory (Residential) Service is a service to a college, university or school that serves the students or faculty dormitory (residential) quarters. Residence rates, as set forth in 11.7, apply to Common Lines used to provide Centrex Dormitory Service.
- (D) For service provided as Remote Call Forwarding, residential or business, under the General and/or Local exchange service tariffs, End User Access charges do not apply.
- (E) Pay Telephone common lines and related facilities are rated as Business Multiline as set forth in this section.
- (F) For Integrated Services Digital Network-Primary Rate Interface (ISDN PRI) the ISDN PRI end-user charge as set forth in 11.7 will apply per ISDN PRI service.
- (G) For Integrated Services Digital Network-Basic Rate Interface (ISDN BRI) the ISDN BRI end user charge as set forth in 11.7 will apply per ISDN BRI service.

(This page filed under Transmittal No. 1)

Chief Financial Officer
Tekken Street, Susupe, Saipan, MP 96950

Issued: April 14, 2006

FACILITIES FOR INTERSTATE ACCESS

11. END USER FIA (Cont'd)11.7 Rates and Charges

Monthly rates for Common Lines are as follows:

<u>Per Common Line</u>		
<u>Business Multi-line</u> <u>Monthly Rate</u>	<u>Business Single Line</u> <u>and Primary Residence</u> <u>Monthly Rate</u>	<u>Non Primary Residence</u> <u>Monthly Rate</u> (T)
\$ 9.20	\$ 6.50	\$ 7.00

<u>Per Common Line</u>	
<u>ISDN BRI</u> <u>Monthly Rate</u> (20217)	<u>ISDN PRI</u> <u>Monthly Rate</u> (74300)
\$ 7.00	\$ 46.00

(D)

(This page filed under Transmittal No. 2)

Chief Financial Officer
Tekken Street, Susupe, Saipan, MP 96950

Issued: November 16, 2005

Effective: December 1, 2005

FACILITIES FOR INTERSTATE ACCESS

TABLE OF CONTENTS

12.	<u>CARRIER COMMON LINE SERVICE</u>	<u>Page</u>
12.1	<u>General</u>	12-2
12.2	<u>Description of Carrier Common Line Charges</u>	12-2
12.2.1	Description.....	12-2
12.2.2	Limitations.....	12-2
	(A) Exclusions	
	(B) WATS/WATS-type Access Lines	
12.3	<u>Primary Interexchange Carrier Charge</u>	12-3
12.4	<u>Statement of Concurrence for Universal Service Fund and Lifeline Assistance</u>	12-4

(This page filed under Transmittal No. 1)

Chief Financial Officer
Tekken Street, Susupe, Saipan, MP 96950

FACILITIES FOR INTERSTATE ACCESS

12. CARRIER COMMON LINE SERVICE

12.1 General

Carrier Common Line charges are applicable in conjunction with Switched Access Service provided in Section 4 of this tariff.

12.2 Description of Carrier Common Line Access Service

12.2.1 Description

Carrier Common Line charges compensate the Telephone Company for the use of Telephone Company provided common lines by customers for access to end users in furnishing Interstate Communications.

A Special Access Surcharge will apply to interstate Special Access service provided by the Telephone Company to a customer, in accordance with regulations as set forth in 5.6.8.

12.2.2 Limitations

(A) Exclusions

Neither a telephone number nor detail billing are provided with Carrier Common Line access. Additionally, directory listings and intercept arrangements are not included in the rates and charges for Carrier Common Line access.

(B) WATS/WATS-type Access Lines

Where Switched Access Services are connected with Special Access Services at Telephone Company designated WATS Serving Offices for the provision of WATS/WATS-type Services, Switched Access Service minutes which are carried on that end of the service (i.e., originating minutes for outward WATS/WATS-type services and terminating minutes for inward WATS/WATS-type services) shall not be assessed Carrier Common Line per minute charges with the following exception. Carrier Common Line per minute charges shall apply when FGA, FGB, BSA-A, or BSA-B Switched Access is ordered from a nonequal access Telephone Company end office or Telephone Company access tandem that does not have measurement capabilities, (i.e., cannot create an Automatic Message Accounting record).

Issued: June 16, 2020

FACILITIES FOR INTERSTATE ACCESS

12. CARRIER COMMON LINE SERVICE (Cont'd)

12.3 Primary Interexchange Carrier Charge

- (A) Primary Interexchange Carrier charges (PICC) compensate the Telephone Company for Telephone Company provided common lines for access to end users.

The PICC is a flat-rated charge assessed on the end user's presubscribed carrier. End user customers who do not select a presubscribed carrier will be billed the PICC. The PICC shall not be applicable to any type of payphone lines (per FCC 03-139, Access Charge Reform Order).

- (B) Rates and Charges

Monthly Rate
Per Presubscribed Multiline
Business Line

\$ 1.14

(D)

(D)

(This page filed under Transmittal No. 39)

Chief Financial Officer
Tekken Street, Susupe, Saipan, MP 96950

Issued: December 17, 2015

FACILITIES FOR INTERSTATE ACCESS

12. CARRIER COMMON LINE SERVICE (Cont'd)

12.4 Reserved for Future Use

(C)

(D)

|

(D)

(This page filed under Transmittal No. 17)

Chief Financial Officer
Tekken Street, Susupe, Saipan, MP 96950