

**ACCESS SERVICE**

**REGULATIONS, RATES AND CHARGES**

Applying to the provision of Access Services  
within a Local Access and Transport Area (LATA)  
or equivalent market areas for  
Connection to Interstate Communications Facilities  
for Customers within the operating territory of

**Qwest Corporation d/b/a CenturyLink QC**  
in the State(s) of

Arizona (AZ) (Company Code [CC] 5101)  
Colorado (CO) (CC 5102)  
Idaho (ID - Boise LATA) (CC 5103)  
Idaho (ID - Spokane LATA) (CC 5162)  
Iowa (IA) (CC 5141)  
Minnesota (MN) (CC 5142)  
Montana (MT) (CC 5104)  
Nebraska (NE) (CC 5143)  
New Mexico (NM) (CC 5105)  
North Dakota (ND) (CC 5144)  
Oregon (OR) (CC 5163)  
South Dakota (SD) (CC 5145)  
Utah (UT) (CC 5107)  
Washington (WA) (CC 5161)  
Wyoming (WY) (CC 5108)

as provided herein

Access Services are provided by means of wire, fiber optics, radio or  
any other suitable technology or a combination thereof.

This Tariff replaces Qwest Corporation Tariff F.C.C No. 1.

\* This entire Tariff is issued under the authority of Special Permission No. 13-005.

**ACCESS SERVICE**

Pursuant to FCC Order 11-47, In the Matter of Applications filed by Qwest Communications International Inc. and CenturyTel, Inc. d/b/a CenturyLink for Consent to Transfer Control, adopted and released on March 18, 2011: In legacy Qwest ILEC territory, interstate term and volume discount plans for wholesale customers offered for tariffed services by Qwest as of April 1, 2011 will be extended by 12 months beyond the expiration of the then-existing term, or until May 1, 2013, whichever is later, unless the wholesale customer opts out of this extension. Term and volume discount plans for wholesale customers that expired between March 18, 2011 and April 1, 2011 will be extended through April 1, 2011 at the wholesale customer's option, such that the additional 12 months provided under this provision will run from April 1, 2011.

Under Transmittal No. 446, the following sections are affected by this order:

**Transmittal No. 446**

Section 7  
Section 6  
Section 8  
Section 10  
Section 11  
Section 17  
Section 21  
Section 24

## ACCESS SERVICE

## CHECK SHEET

Title Page, Supplement No. 1 and Original Pages 0-1 to 24-530 inclusive of this Tariff are effective as of May 1, 2013.

| PAGE   | NUMBER OF<br>REVISION<br>EXCEPT AS<br>INDICATED | PAGE | NUMBER OF<br>REVISION<br>EXCEPT AS<br>INDICATED | PAGE | NUMBER OF<br>REVISION<br>EXCEPT AS<br>INDICATED |
|--------|---|------|---|------|---|
| Title  | 1st   | 0-2  | 1st   | 0-31 | 1st   |
| 0-1    | <b>80th *</b>                                   | 0-3  | 2nd   | 0-32 | 2nd   |
| 0-1.1  | 15th  | 0-4  | 2nd   | 0-33 | 2nd   |
| 0-1.2  | <b>30th *</b>                                   | 0-5  | 2nd   | 0-34 | 2nd   |
| 0-1.3  | 9th   | 0-6  | 1st   | 0-35 | 2nd   |
| 0-1.4  | 5th   | 0-7  | 2nd   | 0-36 | 1st   |
| 0-1.5  | 7th   | 0-8  | 3rd   | 0-37 | 1st   |
| 0-1.6  | 9th   | 0-9  | 2nd   | 0-38 | 3rd   |
| 0-1.7  | <b>14th *</b>                                   | 0-10 | 1st   | 0-39 | 3rd   |
| 0-1.8  | 9th   | 0-11 | 2nd   | 0-40 | 1st   |
| 0-1.9  | 16th  | 0-12 | 3rd   | 0-41 | 1st   |
| 0-1.10 | 8th   | 0-13 | 2nd   | 0-42 | 3rd   |
| 0-1.11 | 5th   | 0-14 | 2nd   | 0-43 | 1st   |
| 0-1.12 | 8th   | 0-15 | 2nd   | 0-44 | 1st   |
| 0-1.13 | 5th   | 0-16 | 4th   | 0-45 | 1st   |
| 0-1.14 | 6th   | 0-17 | 3rd   | 0-46 | 1st   |
| 0-1.15 | 5 <sup>th</sup>                                 | 0-18 | 3rd   | 0-47 | 1st   |
| 0-1.16 | 8th   | 0-19 | 1st   | 0-48 | 1st   |
| 0-1.17 | <b>45th *</b>                                   | 0-20 | 1st   | 0-49 | 1st   |
| 0-1.18 | 3rd   | 0-21 | 2nd   | 0-50 | 1st   |
| 0-1.19 | 3rd   | 0-22 | 2nd   | 0-51 | 2nd   |
| 0-1.20 | 3rd   | 0-23 | 1st   | 0-52 | 1st   |
| 0-1.21 | 9th   | 0-24 | 2nd   | 0-53 | 1st   |
| 0-1.22 | 4th   | 0-25 | 1st   | 0-54 | 1st   |
| 0-1.23 | 2nd   | 0-26 | 2nd   | 0-55 | 2nd   |
| 0-1.24 | 2nd   | 0-27 | 1st   | 1-1  | 4th   |
| 0-1.25 | 2nd   | 0-28 | 2nd   |      |   |
| 0-1.26 | 2nd   | 0-29 | 2nd   |      |   |
| 0-1.27 | 25th  | 0-30 | 2nd   |      |   |

\* New or Revised Page.

## ACCESS SERVICE

## CHECK SHEET (Cont'd)

| PAGE  | NUMBER OF<br>REVISION<br>EXCEPT AS<br>INDICATED | PAGE | NUMBER OF<br>REVISION<br>EXCEPT AS<br>INDICATED | PAGE   | NUMBER OF<br>REVISION<br>EXCEPT AS<br>INDICATED |
|-------|---|------|---|--------|---|
| 2-0   | 2nd   | 2-33 | 1st   | 2-67   | 1st   |
| 2-0.1 | 2nd   | 2-34 | 2nd   | 2-68   | 1st   |
| 2-1   | 2nd   | 2-35 | 1st   | 2-69   | 2nd   |
| 2-2   | 2nd   | 2-36 | 1st   | 2-70   | 2nd   |
| 2-3   | 1st   | 2-37 | 1st   | 2-71   | 3rd   |
| 2-4   | 1st   | 2-38 | 2nd   | 2-72   | 2nd   |
| 2-5   | 1st   | 2-39 | 1st   | 2-73   | 2nd   |
| 2-6   | 1st   | 2-40 | 1st   | 2-73.1 | Original  |
| 2-7   | 1st   | 2-41 | 1st   | 2-73.2 | 1st   |
| 2-8   | 1st   | 2-42 | 2nd   | 2-73.3 | 1st   |
| 2-9   | 2nd   | 2-43 | 2nd   | 2-73.4 | 1st   |
| 2-10  | 2nd   | 2-44 | 1st   | 2-74   | 3rd   |
| 2-11  | 1st   | 2-45 | 2nd   | 2-75   | 1st   |
| 2-12  | 1st   | 2-46 | 1st   | 2-76   | 1st   |
| 2-13  | 1st   | 2-47 | 1st   | 2-77   | 2nd   |
| 2-14  | 1st   | 2-48 | 2nd   | 2-78   | 2nd   |
| 2-15  | 1st   | 2-49 | 1st   | 2-79   | 2nd   |
| 2-16  | 1st   | 2-50 | 1st   | 2-80   | 1st   |
| 2-17  | 1st   | 2-51 | 1st   | 2-81   | 1st   |
| 2-18  | 1st   | 2-52 | 1st   | 2-82   | 2nd   |
| 2-19  | 2nd   | 2-53 | 1st   | 2-83   | 3rd   |
| 2-20  | 2nd   | 2-54 | 1st   | 2-84   | 3rd   |
| 2-21  | 2nd   | 2-55 | 2nd   | 2-85   | 2nd   |
| 2-22  | 2nd   | 2-56 | 2nd   | 2-86   | <b>2nd *</b>                                    |
| 2-23  | 2nd   | 2-57 | 3rd   | 2-87   | 1st   |
| 2-24  | 2nd   | 2-58 | 3rd   | 2-88   | 1st   |
| 2-25  | 2nd   | 2-59 | 2nd   | 2-89   | 2nd   |
| 2-26  | 1st   | 2-60 | 2nd   | 2-90   | 2nd   |
| 2-27  | 2nd   | 2-61 | 4th   | 2-91   | 1st   |
| 2-28  | 1st   | 2-62 | 3rd   | 2-92   | 1st   |
| 2-29  | 3rd   | 2-63 | 1st   | 2-93   | 1st   |
| 2-30  | 3rd   | 2-64 | 1st   | 2-94   | 1st   |
| 2-31  | 1st   | 2-65 | 1st   | 2-95   | 1st   |
| 2-32  | 1st   | 2-66 | 1st   | 2-96   | <b>3rd *</b>                                    |

\* New or Revised Page.

## ACCESS SERVICE

## CHECK SHEET (Cont'd)

| PAGE  | NUMBER OF<br>REVISION<br>EXCEPT AS<br>INDICATED | PAGE | NUMBER OF<br>REVISION<br>EXCEPT AS<br>INDICATED | PAGE   | NUMBER OF<br>REVISION<br>EXCEPT AS<br>INDICATED |
|-------|---|------|---|--------|---|
| 2-97  | 2nd   | 3-10 | 1st   | 4-21   | 13th  |
| 2-98  | 1st   | 3-11 | 2nd   | 4-22   | 11th  |
| 2-99  | 2nd   | 3-12 | 2nd   | 4-23   | 9th   |
| 2-100 | 2nd   | 3-13 | 2nd   | 4-24   | 9th   |
| 2-101 | 2nd   | 3-14 | 2nd   | 4-25   | <b>13th *</b>                                   |
| 2-102 | 1st   | 3-15 | 2nd   | 5-0    | 3rd   |
| 2-103 | 2nd   | 3-16 | 2nd   | 5-1    | 2nd   |
| 2-104 | 1st   | 3-17 | 3rd   | 5-2    | 2nd   |
| 2-105 | 3rd   | 3-18 | 3rd   | 5-3    | 2nd   |
| 2-106 | 3rd   | 3-19 | 2nd   | 5-4    | 1st   |
| 2-107 | 2nd   | 3-20 | 2nd   | 5-5    | 1st   |
| 2-108 | 3rd   | 3-21 | 2nd   | 5-6    | 1st   |
| 2-109 | 2nd   | 3-22 | 2nd   | 5-7    | 1st   |
| 2-110 | 1st   | 3-23 | 2nd   | 5-8    | 1st   |
| 2-111 | 1st   | 3-24 | 2nd   | 5-9    | 2nd   |
| 2-112 | 1st   | 4-0  | 2nd   | 5-10   | 1st   |
| 2-113 | 1st   | 4-1  | 3rd   | 5-11   | 3rd   |
| 2-114 | 1st   | 4-2  | 2nd   | 5-12   | 3rd   |
| 2-115 | 1st   | 4-3  | 1st   | 5-13   | 1st   |
| 2-116 | 1st   | 4-4  | 2nd   | 5-14   | 2nd   |
| 2-117 | 1st   | 4-5  | 1st   | 5-15   | 2nd   |
| 2-118 | 1st   | 4-6  | 3rd   | 5-16   | 2nd   |
| 2-119 | 1st   | 4-7  | 3rd   | 5-17   | 3rd   |
| 2-120 | 2nd   | 4-8  | 2nd   | 5-18   | 2nd   |
| 2-121 | 2nd   | 4-9  | 2nd   | 5-19   | 3rd   |
| 3-0   | 2nd   | 4-10 | 3rd   | 5-20   | 2nd   |
| 3-0.1 | 1st   | 4-11 | <b>19th *</b>                                   | 5-21   | 1st   |
| 3-1   | 2nd   | 4-12 | <b>21st *</b>                                   | 5-22   | 4th   |
| 3-2   | 2nd   | 4-13 | 16th  | 5-23   | 2nd   |
| 3-3   | 1st   | 4-14 | 15th  | 5-23.1 | Original  |
| 3-4   | 1st   | 4-15 | 16th  | 5-24   | 1st   |
| 3-5   | 1st   | 4-16 | 3rd   | 5-25   | 2nd   |
| 3-6   | 1st   | 4-17 | <b>12th *</b>                                   | 5-26   | 2nd   |
| 3-7   | 1st   | 4-18 | 13th  | 5-27   | 3rd   |
| 3-8   | 3rd   | 4-19 | 12th  | 5-28   | 2nd   |
| 3-9   | 2nd   | 4-20 | <b>12th *</b>                                   | 5-29   | 1st   |
|       |   |      |   | 5-30   | 4th   |

\* New or Revised Page.

## ACCESS SERVICE

## CHECK SHEET (Cont'd)

| PAGE  | NUMBER OF<br>REVISION<br>EXCEPT AS<br>INDICATED | PAGE | NUMBER OF<br>REVISION<br>EXCEPT AS<br>INDICATED | PAGE | NUMBER OF<br>REVISION<br>EXCEPT AS<br>INDICATED |
|-------|---|------|---|------|---|
| 5-31  | 2nd   | 6-26 | 1st   | 6-61 | 3rd   |
| 5-32  | 2nd   | 6-27 | 1st   | 6-62 | 2nd   |
| 5-33  | 3rd   | 6-28 | 1st   | 6-63 | 1st   |
| 5-34  | 3rd   | 6-29 | 1st   | 6-64 | 1st   |
| 5-35  | 1st   | 6-30 | 1st   | 6-65 | 1st   |
| 6-0   | 2nd   | 6-31 | 2nd   | 6-66 | 2nd   |
| 6-0.1 | 1st   | 6-32 | 1st   | 6-67 | 1st   |
| 6-0.2 | 2nd   | 6-33 | 1st   | 6-68 | 1st   |
| 6-0.3 | 1st   | 6-34 | 1st   | 6-69 | 2nd   |
| 6-0.4 | 1st   | 6-35 | 1st   | 6-70 | 2nd   |
| 6-1   | 1st   | 6-36 | 2nd   | 6-71 | 1st   |
| 6-2   | 1st   | 6-37 | 1st   | 6-72 | 1st   |
| 6-3   | 1st   | 6-38 | 1st   | 6-73 | 1st   |
| 6-4   | 1st   | 6-39 | 2nd   | 6-74 | 1st   |
| 6-5   | 1st   | 6-40 | 1st   | 6-75 | 1st   |
| 6-6   | 1st   | 6-41 | 1st   | 6-76 | 1st   |
| 6-7   | 1st   | 6-42 | 2nd   | 6-77 | 1st   |
| 6-8   | 1st   | 6-43 | 1st   | 6-78 | 1st   |
| 6-9   | 1st   | 6-44 | 1st   | 6-79 | 1st   |
| 6-10  | 1st   | 6-45 | 1st   | 6-80 | 1st   |
| 6-11  | 1st   | 6-46 | 1st   | 6-81 | 1st   |
| 6-12  | 1st   | 6-47 | 1st   | 6-82 | 1st   |
| 6-13  | 1st   | 6-48 | 1st   | 6-83 | 1st   |
| 6-14  | 1st   | 6-49 | 1st   | 6-84 | 1st   |
| 6-15  | 1st   | 6-50 | 1st   | 6-85 | 1st   |
| 6-16  | 1st   | 6-51 | 1st   | 6-86 | 1st   |
| 6-17  | 1st   | 6-52 | 1st   | 6-87 | 1st   |
| 6-18  | 1st   | 6-53 | 1st   | 6-88 | 1st   |
| 6-19  | 1st   | 6-54 | 1st   | 6-89 | 1st   |
| 6-20  | 1st   | 6-55 | 1st   | 6-90 | 1st   |
| 6-21  | <b>3rd *</b>                                    | 6-56 | 1st   | 6-91 | 2nd   |
| 6-22  | 1st   | 6-57 | 1st   | 6-92 | 1st   |
| 6-23  | 1st   | 6-58 | 1st   | 6-93 | 1st   |
| 6-24  | 1st   | 6-59 | 1st   | 6-94 | 1st   |
| 6-25  | 2nd   | 6-60 | 1st   | 6-95 | 2nd   |

\* New or Revised Page.

## ACCESS SERVICE

## CHECK SHEET (Cont'd)

| PAGE  | NUMBER OF<br>REVISION<br>EXCEPT AS<br>INDICATED | PAGE  | NUMBER OF<br>REVISION<br>EXCEPT AS<br>INDICATED | PAGE  | NUMBER OF<br>REVISION<br>EXCEPT AS<br>INDICATED |
|-------|---|-------|---|-------|---|
| 6-96  | 1st   | 6-131 | 1st   | 6-166 | 1st   |
| 6-97  | 1st   | 6-132 | 1st   | 6-167 | 1st   |
| 6-98  | 2nd   | 6-133 | 1st   | 6-168 | 1st   |
| 6-99  | 2nd   | 6-134 | 1st   | 6-169 | 1st   |
| 6-100 | 1st   | 6-135 | 1st   | 6-170 | 1st   |
| 6-101 | 1st   | 6-136 | 1st   | 6-171 | 1st   |
| 6-102 | 1st   | 6-137 | 1st   | 6-172 | 1st   |
| 6-103 | 1st   | 6-138 | 1st   | 6-173 | 1st   |
| 6-104 | 1st   | 6-139 | 1st   | 6-174 | 1st   |
| 6-105 | 1st   | 6-140 | 1st   | 6-175 | 1st   |
| 6-106 | 1st   | 6-141 | 1st   | 6-176 | 1st   |
| 6-107 | 2nd   | 6-142 | 2nd *   | 6-177 | 1st   |
| 6-108 | 1st   | 6-143 | 2nd *   | 6-178 | 1st   |
| 6-109 | 1st   | 6-144 | 3rd *   | 6-179 | 1st   |
| 6-110 | 1st   | 6-145 | 2nd *   | 6-180 | 1st   |
| 6-111 | 2nd   | 6-146 | 2nd *   | 6-181 | 1st   |
| 6-112 | 1st   | 6-147 | 2nd *   | 6-182 | 1st   |
| 6-113 | 1st   | 6-148 | 2nd *   | 6-183 | 1st   |
| 6-114 | 1st   | 6-149 | 2nd *   | 6-184 | 1st   |
| 6-115 | 1st   | 6-150 | 2nd *   | 6-185 | 1st   |
| 6-116 | 2nd   | 6-151 | 1st   | 6-186 | 1st   |
| 6-117 | 2nd   | 6-152 | 1st   | 6-187 | 1st   |
| 6-118 | 1st   | 6-153 | 1st   | 6-188 | 1st   |
| 6-119 | 1st   | 6-154 | 1st   | 6-189 | 1st   |
| 6-120 | 1st   | 6-155 | 1st   | 6-190 | 1st   |
| 6-121 | 1st   | 6-156 | 1st   | 6-191 | 1st   |
| 6-122 | 1st   | 6-157 | 1st   | 6-192 | 1st   |
| 6-123 | 1st   | 6-158 | 1st   | 6-193 | 1st   |
| 6-124 | 1st   | 6-159 | 1st   | 6-194 | 1st   |
| 6-125 | 1st   | 6-160 | 1st   | 6-195 | 1st   |
| 6-126 | 1st   | 6-161 | 1st   | 6-196 | 1st   |
| 6-127 | 1st   | 6-162 | 1st   | 6-197 | 1st   |
| 6-128 | 1st   | 6-163 | 1st   | 6-198 | 1st   |
| 6-129 | 1st   | 6-164 | 1st   | 6-199 | 1st   |
| 6-130 | 1st   | 6-165 | 1st   | 6-200 | 1st   |

\* New or Revised Page.

## ACCESS SERVICE

## CHECK SHEET (Cont'd)

| PAGE  | NUMBER OF<br>REVISION<br>EXCEPT AS<br>INDICATED | PAGE  | NUMBER OF<br>REVISION<br>EXCEPT AS<br>INDICATED | PAGE  | NUMBER OF<br>REVISION<br>EXCEPT AS<br>INDICATED |
|-------|---|-------|---|-------|---|
| 6-201 | 1st   | 6-236 | 1st   | 6-271 | 2nd   |
| 6-202 | 2nd   | 6-237 | 1st   | 6-272 | 1st   |
| 6-203 | 1st   | 6-238 | 1st   | 6-273 | 2nd   |
| 6-204 | 1st   | 6-239 | 1st   | 6-274 | 2nd   |
| 6-205 | 1st   | 6-240 | 1st   | 6-275 | 3rd   |
| 6-206 | 1st   | 6-241 | 1st   | 6-276 | 1st   |
| 6-207 | 1st   | 6-242 | 1st   | 6-277 | 2nd   |
| 6-208 | 1st   | 6-243 | 1st   | 6-278 | 1st   |
| 6-209 | 1st   | 6-244 | 1st   | 6-279 | 2nd   |
| 6-210 | 1st   | 6-245 | 1st   | 6-280 | 1st   |
| 6-211 | 1st   | 6-246 | 1st   | 6-281 | 2nd   |
| 6-212 | 2nd   | 6-247 | 1st   | 6-282 | 1st   |
| 6-213 | 2nd   | 6-248 | 2nd   | 6-283 | 2nd   |
| 6-214 | 2nd   | 6-249 | 1st   | 6-284 | 1st   |
| 6-215 | 2nd   | 6-250 | 2nd   | 6-285 | 2nd   |
| 6-216 | 1st   | 6-251 | 1st   | 6-286 | 2nd   |
| 6-217 | 1st   | 6-252 | 1st   | 6-287 | 1st   |
| 6-218 | 1st   | 6-253 | 1st   | 6-288 | 2nd   |
| 6-219 | 1st   | 6-254 | 1st   | 6-289 | 1st   |
| 6-220 | 1st   | 6-255 | 1st   | 6-290 | 2nd   |
| 6-221 | 1st   | 6-256 | 1st   | 6-291 | 1st   |
| 6-222 | 1st   | 6-257 | 2nd   | 6-292 | 2nd   |
| 6-223 | 2nd   | 6-258 | 2nd *   | 6-293 | 1st   |
| 6-224 | 1st   | 6-259 | 1st   | 6-294 | 2nd   |
| 6-225 | 2nd   | 6-260 | 1st   | 6-295 | 1st   |
| 6-226 | 1st   | 6-261 | 2nd   | 6-296 | 2nd   |
| 6-227 | 1st   | 6-262 | 3rd *   | 6-297 | 1st   |
| 6-228 | 1st   | 6-263 | 1st   | 6-298 | 2nd   |
| 6-229 | 1st   | 6-264 | 1st   | 6-299 | 1st   |
| 6-230 | 1st   | 6-265 | 2nd   | 6-300 | 2nd   |
| 6-231 | 1st   | 6-266 | 2nd   | 6-301 | 1st   |
| 6-232 | 1st   | 6-267 | 3rd   | 6-302 | 2nd   |
| 6-233 | 1st   | 6-268 | 2nd   | 6-303 | 2nd   |
| 6-234 | 1st   | 6-269 | 2nd   | 6-304 | 3rd   |
| 6-235 | 1st   | 6-270 | 2nd   | 6-305 | 3rd   |

\* New or Revised Page.



## ACCESS SERVICE

## CHECK SHEET (Cont'd)

| PAGE    | NUMBER OF<br>REVISION<br>EXCEPT AS<br>INDICATED | PAGE  | NUMBER OF<br>REVISION<br>EXCEPT AS<br>INDICATED | PAGE  | NUMBER OF<br>REVISION<br>EXCEPT AS<br>INDICATED |
|---------|---|-------|---|-------|---|
| 6-306   | 3rd   | 6-340 | 2nd   | 6-375 | 2nd   |
| 6-307   | 3rd   | 6-341 | 2nd   | 6-376 | 2nd   |
| 6-308   | 2nd   | 6-342 | 2nd   | 6-377 | 2nd   |
| 6-309   | 2nd   | 6-343 | 2nd   | 6-378 | 2nd   |
| 6-310   | 3rd   | 6-344 | 2nd   | 6-379 | 2nd   |
| 6-311   | 3rd   | 6-345 | 2nd   | 6-380 | 2nd   |
| 6-312   | 3rd   | 6-346 | 2nd   | 6-381 | 2nd   |
| 6-313   | 3rd   | 6-347 | 2nd   | 6-382 | 2nd   |
| 6-314   | 3rd   | 6-348 | 2nd   | 6-383 | 2nd   |
| 6-315   | 3rd   | 6-349 | 2nd   | 6-384 | 2nd   |
| 6-316   | 3rd   | 6-350 | 2nd   | 6-385 | 2nd   |
| 6-317   | 3rd   | 6-351 | 2nd   | 6-386 | 2nd   |
| 6-318   | 6th *   | 6-352 | 2nd   | 6-387 | 2nd   |
| 6-318.1 | 4th *   | 6-353 | 2nd   | 6-388 | 2nd   |
| 6-319   | 2nd   | 6-354 | 2nd   | 6-389 | 2nd   |
| 6-320   | 2nd   | 6-355 | 2nd   | 6-390 | 2nd   |
| 6-321   | 2nd   | 6-356 | 2nd   | 6-391 | 2nd   |
| 6-322   | 2nd   | 6-357 | 2nd   | 6-392 | 2nd   |
| 6-323   | 2nd   | 6-358 | 2nd   | 6-393 | 2nd   |
| 6-324   | 2nd   | 6-359 | 2nd   | 6-394 | 2nd   |
| 6-325   | 2nd   | 6-360 | 2nd   | 6-395 | 2nd   |
| 6-326   | 2nd   | 6-361 | 2nd   | 6-396 | 2nd   |
| 6-327   | 2nd   | 6-362 | 2nd   | 6-397 | 2nd   |
| 6-328   | 2nd   | 6-363 | 2nd   | 6-398 | 2nd   |
| 6-329   | 2nd   | 6-364 | 2nd   | 6-399 | 2nd   |
| 6-330   | 2nd   | 6-365 | 2nd   | 6-400 | 2nd   |
| 6-331   | 2nd   | 6-366 | 2nd   | 6-401 | 2nd   |
| 6-332   | 2nd   | 6-367 | 2nd   | 6-402 | 2nd   |
| 6-333   | 2nd   | 6-368 | 2nd   | 6-403 | 2nd   |
| 6-334   | 2nd   | 6-369 | 2nd   | 6-404 | 2nd   |
| 6-335   | 2nd   | 6-370 | 2nd   | 6-405 | 2nd   |
| 6-336   | 2nd   | 6-371 | 2nd   | 6-406 | 2nd   |
| 6-337   | 2nd   | 6-372 | 2nd   | 6-407 | 2nd   |
| 6-338   | 2nd   | 6-373 | 2nd   | 6-408 | 2nd   |
| 6-339   | 2nd   | 6-374 | 2nd   | 6-409 | 3rd   |

\* New or Revised Page.

## ACCESS SERVICE

## CHECK SHEET (Cont'd)

| PAGE    | NUMBER OF<br>REVISION<br>EXCEPT AS<br>INDICATED | PAGE  | NUMBER OF<br>REVISION<br>EXCEPT AS<br>INDICATED | PAGE | NUMBER OF<br>REVISION<br>EXCEPT AS<br>INDICATED |
|---------|---|-------|---|------|---|
| 6-410   | 3rd   | 7-1.1 | Original  | 7-28 | 2nd   |
| 6-411   | 2nd   | 7-1.2 | Original  | 7-29 | 2nd   |
| 6-412   | 3rd   | 7-1.3 | Original  | 7-30 | 2nd   |
| 6-413   | 3rd   | 7-1.4 | Original  | 7-31 | 2nd   |
| 6-414   | 2nd   | 7-1.5 | Original  | 7-32 | 2nd   |
| 6-415   | 2nd   | 7-1.6 | 1st   | 7-33 | 2nd   |
| 6-416   | <b>10th</b> *                                   | 7-1.7 | Original  | 7-34 | 2nd   |
| 6-417   | 4th   | 7-1.8 | Original  | 7-35 | 2nd   |
| 6-418   | 3rd   | 7-1.9 | Original  | 7-36 | 2nd   |
| 6-419   | 3rd   | 7-2   | 3rd   | 7-37 | 2nd   |
| 6-420   | 3rd   | 7-3   | 1st   | 7-38 | 2nd   |
| 6-421   | 2nd   | 7-4   | 2nd   | 7-39 | 2nd   |
| 6-422   | 3rd   | 7-5   | 2nd   | 7-40 | 2nd   |
| 6-422.1 | 1st   | 7-6   | 3rd   | 7-41 | 2nd   |
| 6-423   | 2nd   | 7-7   | 1st   | 7-42 | 2nd   |
| 6-424   | 3rd   | 7-8   | 1st   | 7-43 | 2nd   |
| 6-425   | 3rd   | 7-9   | 2nd   | 7-44 | 2nd   |
| 6-425.1 | 1st   | 7-10  | 2nd   | 7-45 | 3rd   |
| 6-426   | 3rd   | 7-11  | 2nd   | 7-46 | 2nd   |
| 6-427   | 3rd   | 7-12  | 2nd   | 7-47 | 3rd   |
| 6-428   | 2nd   | 7-13  | 2nd   | 7-48 | 2nd   |
| 6-429   | 2nd   | 7-14  | 2nd   | 7-49 | 3rd   |
| 6-430   | 3rd   | 7-15  | 2nd   | 7-50 | 3rd   |
| 6-431   | 2nd   | 7-16  | 2nd   | 7-51 | 2nd   |
| 6-432   | 2nd   | 7-17  | 2nd   | 7-52 | 3rd   |
| 6-433   | 1st   | 7-18  | 2nd   | 7-53 | 3rd   |
| 6-434   | 1st   | 7-19  | 2nd   | 7-54 | 2nd   |
| 6-435   | 2nd   | 7-20  | 2nd   | 7-55 | 2nd   |
| 6-436   | 4th   | 7-21  | 2nd   | 7-56 | 2nd   |
| 6-437   | <b>4th</b> *                                    | 7-22  | 2nd   | 7-57 | 3rd   |
| 7-0     | 3rd   | 7-23  | 2nd   | 7-58 | 2nd   |
| 7-0.1   | 4th   | 7-24  | 2nd   | 7-59 | 2nd   |
| 7-0.2   | 2nd   | 7-25  | 2nd   | 7-60 | 2nd   |
| 7-0.3   | 2nd   | 7-26  | 2nd   | 7-61 | 2nd   |
| 7-1     | 2nd   | 7-27  | 2nd   | 7-62 | 2nd   |

\* New or Revised Page.

## ACCESS SERVICE

## CHECK SHEET (Cont'd)

| PAGE | NUMBER OF<br>REVISION<br>EXCEPT AS<br>INDICATED | PAGE  | NUMBER OF<br>REVISION<br>EXCEPT AS<br>INDICATED | PAGE  | NUMBER OF<br>REVISION<br>EXCEPT AS<br>INDICATED |
|------|---|-------|---|-------|---|
| 7-63 | 2nd   | 7-98  | 3rd   | 7-133 | 3rd   |
| 7-64 | 2nd   | 7-99  | 3rd   | 7-134 | 2nd   |
| 7-65 | 2nd   | 7-100 | 2nd   | 7-135 | 2nd   |
| 7-66 | 3rd   | 7-101 | 5th   | 7-136 | 2nd   |
| 7-67 | 3rd   | 7-102 | 1st   | 7-137 | 2nd   |
| 7-68 | 4th *   | 7-103 | 1st   | 7-138 | 4th   |
| 7-69 | 2nd *   | 7-104 | 1st   | 7-139 | 3rd   |
| 7-70 | 3rd *   | 7-105 | 2nd   | 7-140 | 4th   |
| 7-71 | 2nd   | 7-106 | 3rd   | 7-141 | 4th   |
| 7-72 | 2nd   | 7-107 | 3rd   | 7-142 | 4th   |
| 7-73 | 4th *   | 7-108 | 3rd   | 7-143 | 4th   |
| 7-74 | 2nd   | 7-109 | 3rd   | 7-144 | 4th   |
| 7-75 | 2nd   | 7-110 | 4th   | 7-145 | 4th   |
| 7-76 | 2nd   | 7-111 | 4th   | 7-146 | 4th   |
| 7-77 | 2nd   | 7-112 | 3rd   | 7-147 | 4th   |
| 7-78 | 3rd   | 7-113 | 4th   | 7-148 | 4th   |
| 7-79 | 2nd   | 7-114 | 3rd   | 7-149 | 3rd   |
| 7-80 | 2nd   | 7-115 | 2nd   | 7-150 | 3rd   |
| 7-81 | 2nd   | 7-116 | 2nd   | 7-151 | 3rd   |
| 7-82 | 2nd   | 7-117 | 2nd   | 7-152 | 2nd   |
| 7-83 | 2nd   | 7-118 | 3rd   | 7-153 | 4th   |
| 7-84 | 2nd   | 7-119 | 3rd   | 7-154 | 3rd   |
| 7-85 | 2nd   | 7-120 | 2nd   | 7-155 | 3rd   |
| 7-86 | 2nd   | 7-121 | 2nd   | 7-156 | 3rd   |
| 7-87 | 2nd   | 7-122 | 2nd   | 7-157 | 3rd   |
| 7-88 | 2nd   | 7-123 | 3rd   | 7-158 | 4th   |
| 7-89 | 2nd   | 7-124 | 3rd   | 7-159 | 3rd   |
| 7-90 | 2nd   | 7-125 | 3rd   | 7-160 | 2nd   |
| 7-91 | 2nd   | 7-126 | 3rd   | 7-161 | 3rd   |
| 7-92 | 2nd   | 7-127 | 3rd   | 7-162 | 3rd   |
| 7-93 | 3rd   | 7-128 | 3rd   | 7-163 | 3rd   |
| 7-94 | 2nd   | 7-129 | 3rd   | 7-164 | 3rd   |
| 7-95 | 2nd   | 7-130 | 3rd   | 7-165 | 3rd   |
| 7-96 | 2nd   | 7-131 | 3rd   | 7-166 | 3rd   |
| 7-97 | 2nd   | 7-132 | 3rd   | 7-167 | 4th   |

\* New or Revised Page.

ISSUED DATE:  
March 17, 2021Issued Under Transmittal No. 116  
Vice President-Public Policy & Compliance  
100 CenturyLink Drive  
Monroe, Louisiana 71203EFFECTIVE DATE:  
April 1, 2021

## ACCESS SERVICE

## CHECK SHEET (Cont'd)

| PAGE  | NUMBER OF<br>REVISION<br>EXCEPT AS<br>INDICATED | PAGE  | NUMBER OF<br>REVISION<br>EXCEPT AS<br>INDICATED | PAGE  | NUMBER OF<br>REVISION<br>EXCEPT AS<br>INDICATED |
|-------|---|-------|---|-------|---|
| 7-168 | 4th   | 7-202 | 4th   | 7-236 | 3rd   |
| 7-169 | 3rd   | 7-203 | 3rd   | 7-237 | 3rd   |
| 7-170 | 4th   | 7-204 | 3rd   | 7-238 | 3rd   |
| 7-171 | 4th   | 7-205 | 4th   | 7-239 | 3rd   |
| 7-172 | 4th   | 7-206 | 2nd   | 7-240 | 3rd   |
| 7-173 | 4th   | 7-207 | 2nd   | 7-241 | 2nd   |
| 7-174 | 4th   | 7-208 | 2nd   | 7-242 | 1st   |
| 7-175 | 4th   | 7-209 | 2nd   | 7-243 | 1st   |
| 7-176 | 2nd   | 7-210 | 2nd   | 7-244 | 2nd   |
| 7-177 | 3rd   | 7-211 | 2nd   | 7-245 | 3rd   |
| 7-178 | 3rd   | 7-212 | 2nd   | 7-246 | 2nd   |
| 7-179 | 3rd   | 7-213 | 2nd   | 7-247 | 2nd   |
| 7-180 | 3rd   | 7-214 | 3rd   | 7-248 | 3rd   |
| 7-181 | 2nd   | 7-215 | 2nd   | 7-249 | 3rd   |
| 7-182 | 3rd   | 7-216 | 2nd   | 7-250 | 3rd   |
| 7-183 | 3rd   | 7-217 | 3rd   | 7-251 | 4th   |
| 7-184 | 3rd   | 7-218 | 7th   | 7-252 | 4th   |
| 7-185 | 2nd   | 7-219 | 10th *  | 7-253 | 3rd   |
| 7-186 | 4th   | 7-220 | 3rd   | 7-254 | 2nd   |
| 7-187 | 3rd   | 7-221 | 3rd   | 7-255 | 2nd   |
| 7-188 | 3rd   | 7-222 | 3rd   | 7-256 | 2nd   |
| 7-189 | 4th   | 7-223 | 3rd   | 7-257 | 2nd   |
| 7-190 | 4th   | 7-224 | 3rd   | 7-258 | 2nd   |
| 7-191 | 4th   | 7-225 | 3rd   | 7-259 | 2nd   |
| 7-192 | 4th   | 7-226 | 3rd   | 7-260 | 2nd   |
| 7-193 | 4th   | 7-227 | 3rd   | 7-261 | 2nd   |
| 7-194 | 4th   | 7-228 | 3rd   | 7-262 | 2nd   |
| 7-195 | 4th   | 7-229 | 3rd   | 7-263 | 2nd   |
| 7-196 | 4th   | 7-230 | 3rd   | 7-264 | 2nd   |
| 7-197 | 4th   | 7-231 | 3rd   | 7-265 | 3rd   |
| 7-198 | 3rd   | 7-232 | 2nd   | 7-266 | 2nd   |
| 7-199 | 3rd   | 7-233 | 3rd   | 7-267 | 3rd   |
| 7-200 | 4th   | 7-234 | 2nd   | 7-268 | 5th   |
| 7-201 | 4th   | 7-235 | 3rd   | 7-269 | 4th   |

\* New or Revised Page.

## ACCESS SERVICE

## CHECK SHEET (Cont'd)

| PAGE  | NUMBER OF<br>REVISION<br>EXCEPT AS<br>INDICATED | PAGE  | NUMBER OF<br>REVISION<br>EXCEPT AS<br>INDICATED | PAGE  | NUMBER OF<br>REVISION<br>EXCEPT AS<br>INDICATED |
|-------|---|-------|---|-------|---|
| 7-270 | 4th *   | 7-304 | 3rd   | 7-338 | 2nd   |
| 7-271 | 3rd   | 7-305 | 2nd   | 7-339 | 2nd   |
| 7-272 | 3rd   | 7-306 | 3rd   | 7-340 | 3rd   |
| 7-273 | 2nd   | 7-307 | 3rd   | 7-341 | 2nd   |
| 7-274 | 3rd   | 7-308 | 2nd   | 7-342 | 3rd   |
| 7-275 | 2nd   | 7-309 | 3rd   | 7-343 | 2nd   |
| 7-276 | 2nd   | 7-310 | 3rd   | 7-344 | 2nd   |
| 7-277 | 3rd   | 7-311 | 2nd   | 7-345 | 2nd   |
| 7-278 | 2nd   | 7-312 | 3rd   | 7-346 | 4th   |
| 7-279 | 2nd   | 7-313 | 3rd   | 7-347 | 4th   |
| 7-280 | 3rd   | 7-314 | 2nd   | 7-348 | 4th   |
| 7-281 | 2nd   | 7-315 | 3rd   | 7-349 | 4th   |
| 7-282 | 2nd   | 7-316 | 3rd   | 7-350 | 3rd   |
| 7-283 | 3rd   | 7-317 | 2nd   | 7-351 | 4th   |
| 7-284 | 2nd   | 7-318 | 3rd   | 7-352 | 2nd   |
| 7-285 | 2nd   | 7-319 | 3rd   | 7-353 | 3rd   |
| 7-286 | 3rd   | 7-320 | 2nd   | 7-354 | 2nd   |
| 7-287 | 3rd   | 7-321 | 3rd   | 7-355 | 2nd   |
| 7-288 | 3rd   | 7-322 | 3rd   | 7-356 | 2nd   |
| 7-289 | 3rd   | 7-323 | 2nd   | 7-357 | 2nd   |
| 7-290 | 3rd   | 7-324 | 3rd   | 7-358 | 2nd   |
| 7-291 | 4th   | 7-325 | 3rd   | 7-359 | 2nd   |
| 7-292 | 3rd   | 7-326 | 2nd   | 7-360 | 2nd   |
| 7-293 | 3rd   | 7-327 | 3rd   | 7-361 | 2nd   |
| 7-294 | 2nd   | 7-328 | 3rd   | 7-362 | 3rd   |
| 7-295 | 3rd   | 7-329 | 2nd   | 7-363 | 2nd   |
| 7-296 | 3rd   | 7-330 | 3rd   | 7-364 | 2nd   |
| 7-297 | 3rd   | 7-331 | 3rd   | 7-365 | 2nd   |
| 7-298 | 3rd   | 7-332 | 2nd   | 7-366 | 3rd   |
| 7-299 | 2nd   | 7-333 | 3rd   | 7-367 | 2nd   |
| 7-300 | 3rd   | 7-334 | 3rd   | 7-368 | 2nd   |
| 7-301 | 3rd   | 7-335 | 2nd   | 7-369 | 2nd   |
| 7-302 | 2nd   | 7-336 | 3rd   | 7-370 | 2nd   |
| 7-303 | 3rd   | 7-337 | 3rd   | 7-371 | 2nd   |

\* New or Revised Page.

## ACCESS SERVICE

## CHECK SHEET (Cont'd)

| PAGE  | NUMBER OF<br>REVISION<br>EXCEPT AS<br>INDICATED | PAGE  | NUMBER OF<br>REVISION<br>EXCEPT AS<br>INDICATED | PAGE  | NUMBER OF<br>REVISION<br>EXCEPT AS<br>INDICATED |
|-------|---|-------|---|-------|---|
| 7-372 | 3rd   | 7-406 | 2nd   | 7-440 | 2nd   |
| 7-373 | 2nd   | 7-407 | 2nd   | 7-441 | 2nd   |
| 7-374 | 3rd   | 7-408 | 2nd   | 7-442 | 2nd   |
| 7-375 | 3rd   | 7-409 | 2nd   | 7-443 | 2nd   |
| 7-376 | 3rd   | 7-410 | 3rd   | 7-444 | 2nd   |
| 7-377 | 3rd   | 7-411 | 3rd   | 7-445 | 2nd   |
| 7-378 | 3rd   | 7-412 | 3rd   | 7-446 | 2nd   |
| 7-379 | 3rd   | 7-413 | 3rd   | 7-447 | 2nd   |
| 7-380 | 3rd   | 7-414 | 3rd   | 7-448 | 2nd   |
| 7-381 | 3rd   | 7-415 | 3rd   | 7-449 | 2nd   |
| 7-382 | 3rd   | 7-416 | 3rd *   | 7-450 | 2nd   |
| 7-383 | 3rd   | 7-417 | 3rd *   | 7-451 | 2nd   |
| 7-384 | 3rd   | 7-418 | 4th *   | 7-452 | 2nd   |
| 7-385 | 3rd   | 7-419 | 4th *   | 7-453 | 2nd   |
| 7-386 | 3rd   | 7-420 | 4th *   | 7-454 | 2nd   |
| 7-387 | 3rd   | 7-421 | 4th *   | 7-455 | 2nd   |
| 7-388 | 3rd   | 7-422 | 1st   | 7-456 | 2nd   |
| 7-389 | 3rd   | 7-423 | 1st   | 7-457 | 2nd   |
| 7-390 | 2nd   | 7-424 | 1st   | 7-458 | 2nd   |
| 7-391 | 2nd   | 7-425 | 2nd *   | 7-459 | 2nd   |
| 7-392 | 2nd   | 7-426 | 2nd   | 7-460 | 2nd *   |
| 7-393 | 2nd   | 7-427 | 2nd   | 7-461 | 2nd *   |
| 7-394 | 2nd   | 7-428 | 2nd   | 7-462 | 2nd *   |
| 7-395 | 2nd   | 7-429 | 2nd   | 7-463 | 2nd *   |
| 7-396 | 2nd   | 7-430 | 2nd   | 7-464 | 2nd *   |
| 7-397 | 2nd   | 7-431 | 2nd   | 7-465 | 2nd *   |
| 7-398 | 2nd   | 7-432 | 2nd   | 7-466 | 2nd *   |
| 7-399 | 2nd   | 7-433 | 2nd   | 7-467 | 2nd *   |
| 7-400 | 2nd   | 7-434 | 2nd   | 7-468 | 2nd *   |
| 7-401 | 2nd   | 7-435 | 2nd   | 7-469 | 2nd   |
| 7-402 | 2nd   | 7-436 | 2nd   | 7-470 | 2nd   |
| 7-403 | 2nd   | 7-437 | 2nd   | 7-471 | 2nd   |
| 7-404 | 2nd   | 7-438 | 2nd   | 7-472 | 2nd   |
| 7-405 | 2nd   | 7-439 | 2nd   | 7-473 | 2nd   |

\* New or Revised Page.

## ACCESS SERVICE

## CHECK SHEET (Cont'd)

| PAGE  | NUMBER OF<br>REVISION<br>EXCEPT AS<br>INDICATED | PAGE  | NUMBER OF<br>REVISION<br>EXCEPT AS<br>INDICATED | PAGE  | NUMBER OF<br>REVISION<br>EXCEPT AS<br>INDICATED |
|-------|---|-------|---|-------|---|
| 7-474 | 2nd   | 7-509 | 2nd   | 7-544 | 2nd *   |
| 7-475 | 2nd   | 7-510 | 2nd   | 7-545 | 2nd *   |
| 7-476 | 2nd   | 7-511 | 2nd   | 7-546 | 2nd *   |
| 7-477 | 2nd   | 7-512 | 2nd   | 7-547 | 2nd *   |
| 7-478 | 3rd   | 7-513 | 2nd   | 7-548 | 2nd *   |
| 7-479 | 3rd   | 7-514 | 2nd   | 7-549 | 2nd *   |
| 7-480 | 3rd   | 7-515 | 2nd   | 7-550 | 2nd *   |
| 7-481 | 3rd   | 7-516 | 2nd   | 7-551 | 2nd *   |
| 7-482 | 3rd   | 7-517 | 2nd   | 7-552 | 2nd *   |
| 7-483 | 3rd   | 7-518 | 2nd   | 7-553 | 1st *   |
| 7-484 | 3rd   | 7-519 | 2nd   | 7-554 | 1st *   |
| 7-485 | 3rd   | 7-520 | 1st   | 7-555 | 1st *   |
| 7-486 | 3rd   | 7-521 | 1st   | 7-556 | 1st *   |
| 7-487 | 3rd   | 7-522 | 1st   | 7-557 | 1st *   |
| 7-488 | 1st   | 7-523 | 1st   | 7-558 | 1st *   |
| 7-489 | 1st   | 7-524 | 3rd   | 7-559 | 1st *   |
| 7-490 | 1st   | 7-525 | 2nd   | 7-560 | 1st *   |
| 7-491 | 1st   | 7-526 | 1st   | 7-561 | 1st *   |
| 7-492 | 2nd *   | 7-527 | 1st   | 8-0   | 3rd *   |
| 7-493 | 2nd *   | 7-528 | 2nd   | 8-0.1 | 3rd *   |
| 7-494 | 2nd *   | 7-529 | 2nd   | 8-1   | 4th *   |
| 7-495 | 2nd *   | 7-530 | 2nd   | 8-2   | 3rd *   |
| 7-496 | 2nd *   | 7-531 | 2nd   | 8-3   | 3rd *   |
| 7-497 | 2nd *   | 7-532 | 1st   | 8-4   | 3rd *   |
| 7-498 | 2nd *   | 7-533 | 2nd   | 8-5   | 3rd *   |
| 7-499 | 2nd *   | 7-534 | 2nd   | 8-6   | 3rd *   |
| 7-500 | 3rd *   | 7-535 | 2nd   | 8-7   | 3rd *   |
| 7-501 | 3rd *   | 7-536 | 2nd   | 8-8   | 3rd *   |
| 7-502 | 3rd *   | 7-537 | 2nd   | 8-9   | 3rd *   |
| 7-503 | 2nd *   | 7-538 | 2nd   | 8-10  | 3rd *   |
| 7-504 | 3rd *   | 7-539 | 2nd   | 8-11  | 4th *   |
| 7-505 | 1st   | 7-540 | 2nd   | 8-12  | 2nd *   |
| 7-506 | 2nd   | 7-541 | 2nd   | 8-13  | 2nd *   |
| 7-507 | 2nd   | 7-542 | 2nd   | 8-14  | 3rd *   |
| 7-508 | 2nd   | 7-543 | 2nd   | 8-15  | 3rd *   |

\* New or Revised Page.

## ACCESS SERVICE

## CHECK SHEET (Cont'd)

| PAGE | NUMBER OF<br>REVISION<br>EXCEPT AS<br>INDICATED | PAGE | NUMBER OF<br>REVISION<br>EXCEPT AS<br>INDICATED | PAGE  | NUMBER OF<br>REVISION<br>EXCEPT AS<br>INDICATED |
|------|---|------|---|-------|---|
| 8-16 | 3rd *   | 8-51 | 3rd *   | 8-86  | 4th *   |
| 8-17 | 3rd *   | 8-52 | 3rd *   | 8-87  | 4th *   |
| 8-18 | 2nd *   | 8-53 | 3rd *   | 8-88  | 4th *   |
| 8-19 | 2nd *   | 8-54 | 3rd *   | 8-89  | 4th *   |
| 8-20 | 2nd *   | 8-55 | 3rd *   | 8-90  | 4th *   |
| 8-21 | 2nd *   | 8-56 | 3rd *   | 8-91  | 4th *   |
| 8-22 | 2nd *   | 8-57 | 3rd *   | 8-92  | 4th *   |
| 8-23 | 2nd *   | 8-58 | 3rd *   | 8-93  | 4th *   |
| 8-24 | 2nd *   | 8-59 | 3rd *   | 8-94  | 4th *   |
| 8-25 | 3rd *   | 8-60 | 3rd *   | 8-95  | 4th *   |
| 8-26 | 3rd *   | 8-61 | 3rd *   | 8-96  | 4th *   |
| 8-27 | 3rd *   | 8-62 | 3rd *   | 8-97  | 4th *   |
| 8-28 | 2nd *   | 8-63 | 3rd *   | 8-98  | 4th *   |
| 8-29 | 3rd *   | 8-64 | 3rd *   | 8-99  | 4th *   |
| 8-30 | 3rd *   | 8-65 | 3rd *   | 8-100 | 4th *   |
| 8-31 | 3rd *   | 8-66 | 3rd *   | 8-101 | 4th *   |
| 8-32 | 3rd *   | 8-67 | 3rd *   | 8-102 | 4th *   |
| 8-33 | 3rd *   | 8-68 | 3rd *   | 8-103 | 4th *   |
| 8-34 | 2nd *   | 8-69 | 3rd *   | 8-104 | 4th *   |
| 8-35 | 2nd *   | 8-70 | 3rd *   | 8-105 | 4th *   |
| 8-36 | 2nd *   | 8-71 | 3rd *   | 8-106 | 4th *   |
| 8-37 | 3rd *   | 8-72 | 3rd *   | 8-107 | 4th *   |
| 8-38 | 3rd *   | 8-73 | 3rd *   | 8-108 | 4th *   |
| 8-39 | 3rd *   | 8-74 | 4th *   | 8-109 | 4th *   |
| 8-40 | 2nd *   | 8-75 | 4th *   | 8-110 | 4th *   |
| 8-41 | 3rd *   | 8-76 | 4th *   | 8-111 | 4th *   |
| 8-42 | 3rd *   | 8-77 | 4th *   | 8-112 | 4th *   |
| 8-43 | 3rd *   | 8-78 | 4th *   | 8-113 | 4th *   |
| 8-44 | 3rd *   | 8-79 | 4th *   | 8-114 | 4th *   |
| 8-45 | 3rd *   | 8-80 | 4th *   | 8-115 | 4th *   |
| 8-46 | 3rd *   | 8-81 | 4th *   | 8-116 | 4th *   |
| 8-47 | 3rd *   | 8-82 | 4th *   | 8-117 | 4th *   |
| 8-48 | 3rd *   | 8-83 | 4th *   | 8-118 | 4th *   |
| 8-49 | 3rd *   | 8-84 | 4th *   | 8-119 | 4th *   |
| 8-50 | 3rd *   | 8-85 | 4th *   | 8-120 | 4th *   |

\* New or Revised Page.



## ACCESS SERVICE

## CHECK SHEET (Cont'd)

| PAGE  | NUMBER OF<br>REVISION<br>EXCEPT AS<br>INDICATED | PAGE  | NUMBER OF<br>REVISION<br>EXCEPT AS<br>INDICATED | PAGE  | NUMBER OF<br>REVISION<br>EXCEPT AS<br>INDICATED |
|-------|---|-------|---|-------|---|
| 8-121 | 4th *   | 8-156 | 3rd *   | 8-191 | 4th *   |
| 8-122 | 4th *   | 8-157 | 3rd *   | 8-192 | 3rd *   |
| 8-123 | 4th *   | 8-158 | 3rd *   | 8-193 | 3rd *   |
| 8-124 | 4th *   | 8-159 | 3rd *   | 8-194 | 3rd *   |
| 8-125 | 4th *   | 8-160 | 3rd *   | 8-195 | 4th *   |
| 8-126 | 4th *   | 8-161 | 3rd *   | 8-196 | 4th *   |
| 8-127 | 4th *   | 8-162 | 3rd *   | 8-197 | 4th *   |
| 8-128 | 4th *   | 8-163 | 3rd *   | 8-198 | 3rd *   |
| 8-129 | 4th *   | 8-164 | 3rd *   | 8-199 | 4th *   |
| 8-130 | 4th *   | 8-165 | 3rd *   | 9-0   | 1st   |
| 8-131 | 4th *   | 8-166 | 3rd *   | 9-1   | 1st   |
| 8-132 | 2nd *   | 8-167 | 3rd *   | 9-2   | 1st   |
| 8-133 | 2nd *   | 8-168 | 3rd *   | 9-3   | 1st   |
| 8-134 | 2nd *   | 8-169 | 3rd *   | 9-4   | 1st   |
| 8-135 | 3rd *   | 8-170 | 3rd *   | 9-5   | 1st   |
| 8-136 | 3rd *   | 8-171 | 3rd *   | 9-6   | 1st   |
| 8-137 | 3rd *   | 8-172 | 3rd *   | 9-7   | 1st   |
| 8-138 | 3rd *   | 8-173 | 3rd *   | 9-8   | 1st   |
| 8-139 | 4th *   | 8-174 | 3rd *   | 9-9   | 1st   |
| 8-140 | 2nd *   | 8-175 | 3rd *   | 9-10  | 1st   |
| 8-141 | 3rd *   | 8-176 | 3rd *   | 9-11  | 1st   |
| 8-142 | 3rd *   | 8-177 | 3rd *   | 9-12  | 1st   |
| 8-143 | 3rd *   | 8-178 | 3rd *   | 9-13  | 1st   |
| 8-144 | 3rd *   | 8-179 | 3rd *   | 9-14  | 1st   |
| 8-145 | 3rd *   | 8-180 | 3rd *   | 9-15  | 1st   |
| 8-146 | 3rd *   | 8-181 | 3rd *   | 9-16  | 2nd   |
| 8-147 | 3rd *   | 8-182 | 4th *   | 9-17  | 1st   |
| 8-148 | 3rd *   | 8-183 | 4th *   | 9-18  | 1st   |
| 8-149 | 3rd *   | 8-184 | 4th *   | 9-19  | 1st   |
| 8-150 | 3rd *   | 8-185 | 4th *   | 10-0  | 2nd   |
| 8-151 | 3rd *   | 8-186 | 4th *   | 10-1  | 1st   |
| 8-152 | 3rd *   | 8-187 | 4th *   | 10-2  | 1st   |
| 8-153 | 3rd *   | 8-188 | 4th *   | 10-3  | 2nd   |
| 8-154 | 3rd *   | 8-189 | 4th *   | 10-4  | 1st   |
| 8-155 | 3rd *   | 8-190 | 4th *   |       |   |

\* New or Revised Page.

## ACCESS SERVICE

## CHECK SHEET (Cont'd)

| PAGE  | NUMBER OF<br>REVISION<br>EXCEPT AS<br>INDICATED | PAGE  | NUMBER OF<br>REVISION<br>EXCEPT AS<br>INDICATED | PAGE  | NUMBER OF<br>REVISION<br>EXCEPT AS<br>INDICATED |
|-------|---|-------|---|-------|---|
| 10-5  | 1st   | 10-38 | 2nd   | 11-0  | 1st   |
| 10-6  | 1st   | 10-39 | 3rd   | 11-1  | 2nd *   |
| 10-7  | 1st   | 10-40 | 2nd   | 11-2  | 1st   |
| 10-8  | 1st   | 10-41 | 3rd   | 11-3  | 1st   |
| 10-9  | 2nd   | 10-42 | 2nd   | 11-4  | 3rd *   |
| 10-10 | 1st   | 10-43 | 3rd   | 11-5  | 1st   |
| 10-11 | 1st   | 10-44 | 2nd   | 11-6  | 1st   |
| 10-12 | 1st   | 10-45 | 3rd   | 11-7  | 3rd *   |
| 10-13 | 2nd *   | 10-46 | 2nd   | 11-8  | 3rd *   |
| 10-14 | 2nd *   | 10-47 | 3rd   | 12-0  | 2nd *   |
| 10-15 | 2nd *   | 10-48 | 2nd   | 12-1  | 2nd *   |
| 10-16 | 2nd *   | 10-49 | 3rd   | 12-2  | 2nd *   |
| 10-17 | 2nd *   | 10-50 | 2nd   | 12-3  | 2nd *   |
| 10-18 | 2nd *   | 10-51 | 2nd   | 12-4  | 2nd *   |
| 10-19 | 2nd *   | 10-52 | 3rd *   | 12-5  | 2nd *   |
| 10-20 | 2nd *   | 10-53 | 3rd *   | 12-6  | 3rd *   |
| 10-21 | 2nd *   | 10-54 | 3rd *   | 12-7  | 2nd *   |
| 10-22 | 2nd *   | 10-55 | 3rd *   | 12-8  | 3rd *   |
| 10-23 | 2nd *   | 10-56 | 2nd *   | 12-9  | 2nd *   |
| 10-24 | 2nd *   | 10-57 | 2nd *   | 12-10 | 2nd *   |
| 10-25 | 2nd *   | 10-58 | 3rd *   | 12-11 | 2nd *   |
| 10-26 | 2nd *   | 10-59 | 3rd *   | 12-12 | 2nd *   |
| 10-27 | 2nd *   | 10-60 | 3rd *   | 12-13 | 3rd *   |
| 10-28 | 2nd *   | 10-61 | 3rd *   | 12-14 | 2nd *   |
| 10-29 | 2nd *   | 10-62 | 3rd *   | 12-15 | 2nd *   |
| 10-30 | 2nd *   | 10-63 | 3rd *   | 12-16 | 3rd *   |
| 10-31 | 2nd *   | 10-64 | 3rd *   | 12-17 | 2nd *   |
| 10-32 | 2nd *   | 10-65 | 3rd *   | 12-18 | 2nd *   |
| 10-33 | 2nd *   | 10-66 | 2nd *   | 12-19 | 2nd *   |
| 10-34 | 2nd   | 10-67 | 2nd *   | 12-20 | 2nd *   |
| 10-35 | 2nd   | 10-68 | 2nd *   | 12-21 | 2nd *   |
| 10-36 | 2nd   | 10-69 | 2nd *   | 12-22 | 2nd *   |
| 10-37 | 3rd   | 10-70 | 2nd *   | 12-23 | 3rd *   |

\* New or Revised Page.

## ACCESS SERVICE

## CHECK SHEET (Cont'd)

| PAGE   | NUMBER OF<br>REVISION<br>EXCEPT AS<br>INDICATED | PAGE  | NUMBER OF<br>REVISION<br>EXCEPT AS<br>INDICATED | PAGE  | NUMBER OF<br>REVISION<br>EXCEPT AS<br>INDICATED |
|--------|---|-------|---|-------|---|
| 12-24  | 3rd   | 13-13 | 2nd   | 13-47 | 2nd   |
| 12-25  | 3rd   | 13-14 | 2nd   | 13-48 | 2nd   |
| 12-26  | 3rd   | 13-15 | 2nd   | 13-49 | 2nd   |
| 12-27  | 2nd   | 13-16 | 2nd   | 13-50 | 2nd   |
| 12-28  | 2nd   | 13-17 | 2nd   | 13-51 | 2nd   |
| 12-29  | 2nd   | 13-18 | 2nd   | 13-52 | 2nd   |
| 12-30  | 2nd   | 13-19 | 2nd   | 13-53 | 2nd   |
| 12-31  | 2nd   | 13-20 | 2nd   | 13-54 | 2nd   |
| 12-32  | 2nd   | 13-21 | 2nd   | 13-55 | 2nd   |
| 12-33  | 3rd   | 13-22 | 2nd   | 13-56 | 2nd   |
| 12-34  | 3rd   | 13-23 | 2nd   | 13-57 | 1st   |
| 12-35  | 3rd   | 13-24 | 2nd   | 13-58 | 2nd *   |
| 12-36  | 3rd   | 13-25 | 2nd   | 13-59 | 1st   |
| 12-37  | 3rd   | 13-26 | 1st   | 13-60 | 1st   |
| 12-38  | 3rd   | 13-27 | 2nd   | 13-61 | 4th   |
| 12-39  | 3rd   | 13-28 | 4th   | 13-62 | 3rd   |
| 12-40  | 2nd   | 13-29 | 1st   | 13-63 | 3rd   |
| 12-41  | 2nd   | 13-30 | 2nd   | 13-64 | 3rd   |
| 12-42  | 4th   | 13-31 | 2nd   | 13-65 | 1st   |
| 13-0   | 2nd   | 13-32 | 2nd   | 13-66 | 1st   |
| 13-0.1 | 2nd   | 13-33 | 2nd   | 13-67 | 2nd   |
| 13-0.2 | 2nd   | 13-34 | 2nd   | 13-68 | 2nd   |
| 13-1   | 2nd   | 13-35 | 2nd   | 13-69 | 3rd   |
| 13-2   | 2nd   | 13-36 | 2nd   | 13-70 | 1st   |
| 13-3   | 2nd   | 13-37 | 3rd   | 13-71 | 1st   |
| 13-4   | 1st   | 13-38 | 2nd   | 13-72 | 1st   |
| 13-5   | 2nd   | 13-39 | 2nd   | 13-73 | 1st   |
| 13-6   | 2nd   | 13-40 | 2nd   | 13-74 | 1st   |
| 13-7   | 2nd   | 13-41 | 2nd   | 13-75 | 1st   |
| 13-8   | 1st   | 13-42 | 2nd   | 13-76 | 1st   |
| 13-9   | 1st   | 13-43 | 3rd   | 13-77 | 1st   |
| 13-10  | 1st   | 13-44 | 3rd   | 13-78 | 1st   |
| 13-11  | 1st   | 13-45 | 2nd   | 13-79 | 2nd   |
| 13-12  | 2nd   | 13-46 | 2nd   | 13-80 | 2nd   |

\* New or Revised Page.

## ACCESS SERVICE

## CHECK SHEET (Cont'd)

| PAGE  | NUMBER OF<br>REVISION<br>EXCEPT AS<br>INDICATED | PAGE  | NUMBER OF<br>REVISION<br>EXCEPT AS<br>INDICATED | PAGE  | NUMBER OF<br>REVISION<br>EXCEPT AS<br>INDICATED |
|-------|---|-------|---|-------|---|
| 13-81 | 2nd   | 14-19 | 1st   | 16-26 | 2nd   |
| 13-82 | 1st   | 14-20 | 1st   | 16-27 | 2nd   |
| 13-83 | 1st   | 14-21 | 1st   | 16-28 | 2nd   |
| 13-84 | 2nd   | 14-22 | 1st   | 16-29 | 2nd   |
| 13-85 | 1st   | 14-23 | 1st   | 16-30 | 2nd   |
| 13-86 | 1st   | 14-24 | 1st   | 16-31 | 2nd   |
| 13-87 | 1st   | 14-25 | 1st   | 16-32 | 2nd   |
| 13-88 | 1st   | 15-1  | 1st   | 16-33 | 2nd   |
| 13-89 | 2nd   | 16-0  | 1st   | 16-34 | 2nd   |
| 13-90 | 2nd   | 16-1  | 2nd   | 16-35 | 2nd   |
| 13-91 | 3rd   | 16-2  | 1st   | 16-36 | 2nd   |
| 13-92 | 42nd *  | 16-3  | 1st   | 16-37 | 2nd   |
| 13-93 | 32nd  | 16-4  | 3rd   | 16-38 | 2nd   |
| 13-94 | 2nd   | 16-5  | 2nd   | 16-39 | 2nd   |
| 13-95 | 3rd   | 16-6  | 2nd   | 16-40 | 2nd   |
| 14-0  | 1st   | 16-7  | 2nd   | 16-41 | 2nd   |
| 14-1  | 1st   | 16-8  | 2nd   | 16-42 | 2nd   |
| 14-2  | 1st   | 16-9  | 2nd   | 16-43 | 2nd   |
| 14-3  | 1st   | 16-10 | 2nd   | 16-44 | 2nd   |
| 14-4  | 1st   | 16-11 | 2nd   | 16-45 | 2nd   |
| 14-5  | 1st   | 16-12 | 2nd   | 16-46 | 2nd   |
| 14-6  | 1st   | 16-13 | 2nd   | 16-47 | 2nd   |
| 14-7  | 1st   | 16-14 | 2nd   | 16-48 | 2nd   |
| 14-8  | 1st   | 16-15 | 2nd   | 16-49 | 2nd   |
| 14-9  | 1st   | 16-16 | 2nd   | 16-50 | 2nd   |
| 14-10 | 1st   | 16-17 | 2nd   | 16-51 | 2nd   |
| 14-11 | 1st   | 16-18 | 2nd   | 16-52 | 2nd   |
| 14-12 | 1st   | 16-19 | 2nd   | 16-53 | 2nd   |
| 14-13 | 1st   | 16-20 | 2nd   | 16-54 | 2nd   |
| 14-14 | 1st   | 16-21 | 2nd   | 16-55 | 2nd   |
| 14-15 | 1st   | 16-22 | 2nd   | 16-56 | 2nd   |
| 14-16 | 1st   | 16-23 | 2nd   | 16-57 | 2nd   |
| 14-17 | 1st   | 16-24 | 2nd   | 16-58 | 2nd   |
| 14-18 | 1st   | 16-25 | 2nd   | 16-59 | 2nd   |

\*New or Revised Page.

## ACCESS SERVICE

## CHECK SHEET (Cont'd)

| PAGE  | NUMBER OF<br>REVISION<br>EXCEPT AS<br>INDICATED | PAGE   | NUMBER OF<br>REVISION<br>EXCEPT AS<br>INDICATED | PAGE  | NUMBER OF<br>REVISION<br>EXCEPT AS<br>INDICATED |
|-------|---|--------|---|-------|---|
| 16-60 | 2nd   | 16-94  | 2nd   | 17-4  | 2nd *   |
| 16-61 | 2nd   | 16-95  | 2nd   | 17-5  | 2nd *   |
| 16-62 | 2nd   | 16-96  | 2nd   | 17-6  | 2nd *   |
| 16-63 | 2nd   | 16-97  | 2nd   | 17-7  | 3rd *   |
| 16-64 | 2nd   | 16-98  | 2nd   | 17-8  | 3rd *   |
| 16-65 | 2nd   | 16-99  | 2nd   | 17-9  | 3rd *   |
| 16-66 | 2nd   | 16-100 | 2nd   | 17-10 | 3rd *   |
| 16-67 | 2nd   | 16-101 | 2nd   | 17-11 | 3rd *   |
| 16-68 | 2nd   | 16-102 | 2nd   | 17-12 | 3rd *   |
| 16-69 | 2nd   | 16-103 | 2nd   | 17-13 | 3rd *   |
| 16-70 | 2nd   | 16-104 | 2nd   | 17-14 | 3rd *   |
| 16-71 | 2nd   | 16-105 | 2nd   | 17-15 | 3rd *   |
| 16-72 | 2nd   | 16-106 | 2nd   | 17-16 | 3rd *   |
| 16-73 | 2nd   | 16-107 | 2nd   | 17-17 | 3rd *   |
| 16-74 | 2nd   | 16-108 | 2nd   | 17-18 | 3rd *   |
| 16-75 | 2nd   | 16-109 | 2nd   | 17-19 | 3rd *   |
| 16-76 | 2nd   | 16-110 | 2nd   | 17-20 | 3rd *   |
| 16-77 | 2nd   | 16-111 | 2nd   | 17-21 | 3rd *   |
| 16-78 | 2nd   | 16-112 | 2nd   | 17-22 | 3rd *   |
| 16-79 | 2nd   | 16-113 | 2nd   | 17-23 | 3rd *   |
| 16-80 | 2nd   | 16-114 | 2nd   | 17-24 | 3rd *   |
| 16-81 | 2nd   | 16-115 | 2nd   | 17-25 | 3rd *   |
| 16-82 | 2nd   | 16-116 | 1st   | 17-26 | 3rd *   |
| 16-83 | 2nd   | 16-117 | 2nd   | 17-27 | 3rd *   |
| 16-84 | 2nd   | 16-118 | 2nd   | 17-28 | 3rd *   |
| 16-85 | 2nd   | 16-119 | 1st   | 17-29 | 3rd *   |
| 16-86 | 2nd   | 16-120 | 2nd   | 17-30 | 3rd *   |
| 16-87 | 2nd   | 16-121 | 2nd   | 17-31 | 3rd *   |
| 16-88 | 2nd   | 16-122 | 2nd   | 17-32 | 3rd *   |
| 16-89 | 2nd   | 16-123 | 2nd   | 17-33 | 3rd *   |
| 16-90 | 2nd   | 17-0   | 2nd *   | 17-34 | 3rd *   |
| 16-91 | 2nd   | 17-1   | 2nd *   | 17-35 | 3rd *   |
| 16-92 | 2nd   | 17-2   | 2nd *   | 17-36 | 3rd *   |
| 16-93 | 2nd   | 17-3   | 2nd *   | 17-37 | 3rd *   |

\* New or Revised Page.

## ACCESS SERVICE

## CHECK SHEET (Cont'd)

| PAGE  | NUMBER OF<br>REVISION<br>EXCEPT AS<br>INDICATED | PAGE   | NUMBER OF<br>REVISION<br>EXCEPT AS<br>INDICATED | PAGE   | NUMBER OF<br>REVISION<br>EXCEPT AS<br>INDICATED |
|-------|---|--------|---|--------|---|
| 17-38 | 3rd *   | 17-72  | 3rd *   | 17-106 | 2nd *   |
| 17-39 | 3rd *   | 17-73  | 3rd *   | 17-107 | 3rd *   |
| 17-40 | 3rd *   | 17-74  | 3rd *   | 17-108 | 3rd *   |
| 17-41 | 3rd *   | 17-75  | 3rd *   | 17-109 | 2nd *   |
| 17-42 | 3rd *   | 17-76  | 3rd *   | 17-110 | 3rd *   |
| 17-43 | 3rd *   | 17-77  | 3rd *   | 17-111 | 3rd *   |
| 17-44 | 3rd *   | 17-78  | 3rd *   | 17-112 | 2nd *   |
| 17-45 | 3rd *   | 17-79  | 3rd *   | 17-113 | 3rd *   |
| 17-46 | 3rd *   | 17-80  | 3rd *   | 17-114 | 2nd *   |
| 17-47 | 3rd *   | 17-81  | 2nd *   | 17-115 | 2nd *   |
| 17-48 | 3rd *   | 17-82  | 3rd *   | 17-116 | 3rd *   |
| 17-49 | 3rd *   | 17-83  | 2nd *   | 17-117 | 2nd *   |
| 17-50 | 3rd *   | 17-84  | 3rd *   | 17-118 | 2nd *   |
| 17-51 | 2nd *   | 17-85  | 3rd *   | 17-119 | 3rd *   |
| 17-52 | 3rd *   | 17-86  | 3rd *   | 17-120 | 2nd *   |
| 17-53 | 3rd *   | 17-87  | 3rd *   | 17-121 | 2nd *   |
| 17-54 | 3rd *   | 17-88  | 3rd *   | 17-122 | 3rd *   |
| 17-55 | 3rd *   | 17-89  | 3rd *   | 17-123 | 2nd *   |
| 17-56 | 3rd *   | 17-90  | 3rd *   | 17-124 | 2nd *   |
| 17-57 | 3rd *   | 17-91  | 3rd *   | 17-125 | 3rd *   |
| 17-58 | 3rd *   | 17-92  | 3rd *   | 17-126 | 2nd *   |
| 17-59 | 3rd *   | 17-93  | 3rd *   | 17-127 | 3rd *   |
| 17-60 | 3rd *   | 17-94  | 3rd *   | 17-128 | 2nd *   |
| 17-61 | 3rd *   | 17-95  | 3rd *   | 17-129 | 3rd *   |
| 17-62 | 3rd *   | 17-96  | 3rd *   | 17-130 | 3rd *   |
| 17-63 | 3rd *   | 17-97  | 2nd *   | 17-131 | 3rd *   |
| 17-64 | 3rd *   | 17-98  | 3rd *   | 17-132 | 3rd *   |
| 17-65 | 3rd *   | 17-99  | 2nd *   | 17-133 | 3rd *   |
| 17-66 | 3rd *   | 17-100 | 3rd *   | 17-134 | 3rd *   |
| 17-67 | 3rd *   | 17-101 | 3rd *   | 17-135 | 3rd *   |
| 17-68 | 3rd *   | 17-102 | 3rd *   | 17-136 | 3rd *   |
| 17-69 | 3rd *   | 17-103 | 3rd *   | 17-137 | 3rd *   |
| 17-70 | 3rd *   | 17-104 | 3rd *   | 17-138 | 3rd *   |
| 17-71 | 3rd *   | 17-105 | 3rd *   | 17-139 | 3rd *   |

\* New or Revised Page.

## ACCESS SERVICE

## CHECK SHEET (Cont'd)

| PAGE   | NUMBER OF<br>REVISION<br>EXCEPT AS<br>INDICATED | PAGE   | NUMBER OF<br>REVISION<br>EXCEPT AS<br>INDICATED | PAGE   | NUMBER OF<br>REVISION<br>EXCEPT AS<br>INDICATED |
|--------|---|--------|---|--------|---|
| 17-140 | 3rd *   | 17-174 | 3rd *   | 17-208 | 2nd *   |
| 17-141 | 2nd *   | 17-175 | 3rd *   | 17-209 | 2nd *   |
| 17-142 | 3rd *   | 17-176 | 3rd *   | 17-210 | 2nd *   |
| 17-143 | 3rd *   | 17-177 | 3rd *   | 17-211 | 2nd *   |
| 17-144 | 2nd *   | 17-178 | 3rd *   | 17-212 | 2nd *   |
| 17-145 | 3rd *   | 17-179 | 3rd *   | 17-213 | 2nd *   |
| 17-146 | 3rd *   | 17-180 | 3rd *   | 17-214 | 2nd *   |
| 17-147 | 2nd *   | 17-181 | 3rd *   | 17-215 | 2nd *   |
| 17-148 | 3rd *   | 17-182 | 3rd *   | 17-216 | 2nd *   |
| 17-149 | 3rd *   | 17-183 | 3rd *   | 17-217 | 2nd *   |
| 17-150 | 2nd *   | 17-184 | 3rd *   | 17-218 | 2nd *   |
| 17-151 | 3rd *   | 17-185 | 3rd *   | 17-219 | 2nd *   |
| 17-152 | 3rd *   | 17-186 | 3rd *   | 17-220 | 2nd *   |
| 17-153 | 2nd *   | 17-187 | 3rd *   | 17-221 | 2nd *   |
| 17-154 | 3rd *   | 17-188 | 3rd *   | 17-222 | 2nd *   |
| 17-155 | 3rd *   | 17-189 | 3rd *   | 17-223 | 2nd *   |
| 17-156 | 2nd *   | 17-190 | 3rd *   | 17-224 | 2nd *   |
| 17-157 | 3rd *   | 17-191 | 3rd *   | 17-225 | 3rd *   |
| 17-158 | 3rd *   | 17-192 | 3rd *   | 17-226 | 3rd *   |
| 17-159 | 3rd *   | 17-193 | 3rd *   | 17-227 | 3rd *   |
| 17-160 | 3rd *   | 17-194 | 3rd *   | 17-228 | 2nd *   |
| 17-161 | 3rd *   | 17-195 | 3rd *   | 17-229 | 3rd *   |
| 17-162 | 3rd *   | 17-196 | 3rd *   | 17-230 | 3rd *   |
| 17-163 | 2nd *   | 17-197 | 3rd *   | 17-231 | 3rd *   |
| 17-164 | 3rd *   | 17-198 | 3rd *   | 17-232 | 2nd *   |
| 17-165 | 3rd *   | 17-199 | 3rd *   | 17-233 | 2nd *   |
| 17-166 | 2nd *   | 17-200 | 3rd *   | 17-234 | 3rd *   |
| 17-167 | 3rd *   | 17-201 | 3rd *   | 17-235 | 3rd *   |
| 17-168 | 3rd *   | 17-202 | 3rd *   | 17-236 | 3rd *   |
| 17-169 | 2nd *   | 17-203 | 3rd *   | 17-237 | 3rd *   |
| 17-170 | 3rd *   | 17-204 | 2nd *   | 17-238 | 3rd *   |
| 17-171 | 3rd *   | 17-205 | 2nd *   | 17-239 | 3rd *   |
| 17-172 | 3rd *   | 17-206 | 2nd *   | 17-240 | 3rd *   |
| 17-173 | 3rd *   | 17-207 | 2nd *   | 17-241 | 3rd *   |

\* New or Revised Page.

## ACCESS SERVICE

## CHECK SHEET (Cont'd)

| PAGE   | NUMBER OF<br>REVISION<br>EXCEPT AS<br>INDICATED | PAGE  | NUMBER OF<br>REVISION<br>EXCEPT AS<br>INDICATED | PAGE  | NUMBER OF<br>REVISION<br>EXCEPT AS<br>INDICATED |
|--------|---|-------|---|-------|---|
| 17-242 | 2nd   | 20-12 | 1st   | 21-17 | 1st   |
| 17-243 | 3rd   | 20-13 | 1st   | 21-18 | 1st   |
| 17-244 | 2nd   | 20-14 | 1st   | 21-19 | 1st   |
| 17-245 | 2nd   | 20-15 | 1st   | 21-20 | 1st   |
| 17-246 | 3rd   | 20-16 | 1st   | 21-21 | 1st   |
| 17-247 | 3rd   | 20-17 | 1st   | 21-22 | 1st   |
| 17-248 | 3rd   | 20-18 | 1st   | 21-23 | 1st   |
| 17-249 | 3rd   | 20-19 | 1st   | 21-24 | 1st   |
| 17-250 | 3rd   | 20-20 | 1st   | 21-25 | 1st   |
| 17-251 | 3rd   | 20-21 | 1st   | 21-26 | 1st   |
| 18-0   | 2nd   | 20-22 | 1st   | 21-27 | 1st   |
| 18-1   | 2nd   | 20-23 | 1st   | 21-28 | 1st   |
| 18-2   | 3rd   | 20-24 | 1st   | 21-29 | 2nd *   |
| 18-3   | 3rd   | 20-25 | 1st   | 21-30 | 1st   |
| 19-0   | 2nd   | 20-26 | 2nd   | 21-31 | 1st   |
| 19-1   | 2nd   | 20-27 | 2nd   | 21-32 | 1st   |
| 19-2   | 2nd   | 20-28 | 5th   | 21-33 | 1st   |
| 19-3   | 2nd   | 20-29 | 1st   | 21-34 | 1st   |
| 19-4   | 2nd   | 21-0  | Original  | 21-35 | 1st   |
| 19-5   | 3rd   | 21-1  | 3rd *   | 21-36 | 1st   |
| 19-6   | 2nd   | 21-2  | 1st   | 21-37 | 1st   |
| 19-7   | 3rd   | 21-3  | 3rd *   | 21-38 | 1st   |
| 20-0   | 2nd   | 21-4  | 1st   | 21-39 | 1st   |
| 20-1   | 1st   | 21-5  | 3rd *   | 21-40 | 2nd   |
| 20-2   | 1st   | 21-6  | 1st   | 21-41 | 2nd   |
| 20-3   | 1st   | 21-7  | 1st   | 21-42 | 2nd   |
| 20-4   | 1st   | 21-8  | 2nd *   | 21-43 | 2nd   |
| 20-5   | 1st   | 21-9  | 3rd *   | 21-44 | 2nd   |
| 20-6   | 1st   | 21-10 | 3rd *   | 21-45 | 2nd   |
| 20-7   | 1st   | 21-11 | 1st   | 21-46 | 2nd   |
| 20-8   | 1st   | 21-12 | 2nd   | 21-47 | 2nd   |
| 20-9   | 1st   | 21-13 | 2nd   | 21-48 | 1st   |
| 20-10  | 1st   | 21-14 | 2nd   | 21-49 | 2nd   |
| 20-11  | 2nd   | 21-15 | 2nd   | 21-50 | 2nd   |
|        |   | 21-16 | 1st   |       |   |

\* New or Revised Page.



## ACCESS SERVICE

## CHECK SHEET (Cont'd)

| PAGE  | NUMBER OF<br>REVISION<br>EXCEPT AS<br>INDICATED | PAGE  | NUMBER OF<br>REVISION<br>EXCEPT AS<br>INDICATED | PAGE  | NUMBER OF<br>REVISION<br>EXCEPT AS<br>INDICATED |
|-------|---|-------|---|-------|---|
| 21-51 | 2nd *   | 23-27 | 1st   | 24-32 | 2nd *   |
| 21-52 | 2nd *   | 23-28 | 1st   | 24-33 | 2nd *   |
| 22-0  | 2nd   | 24-0  | 2nd *   | 24-34 | 2nd *   |
| 22-1  | 2nd   | 24-1  | 2nd *   | 24-35 | 2nd *   |
| 22-2  | 2nd   | 24-2  | 2nd *   | 24-36 | 2nd *   |
| 22-3  | 2nd   | 24-3  | 2nd *   | 24-37 | 2nd *   |
| 22-4  | 2nd   | 24-4  | 2nd *   | 24-38 | 2nd *   |
| 23-0  | 1st   | 24-5  | 2nd *   | 24-39 | 2nd *   |
| 23-1  | 1st   | 24-6  | 2nd *   | 24-40 | 2nd *   |
| 23-2  | 1st   | 24-7  | 2nd *   | 24-41 | 2nd *   |
| 23-3  | 1st   | 24-8  | 2nd *   | 24-42 | 2nd *   |
| 23-4  | 1st   | 24-9  | 2nd *   | 24-43 | 2nd *   |
| 23-5  | 1st   | 24-10 | 2nd *   | 24-44 | 2nd *   |
| 23-6  | 1st   | 24-11 | 2nd *   | 24-45 | 2nd *   |
| 23-7  | 1st   | 24-12 | 2nd *   | 24-46 | 2nd *   |
| 23-8  | 1st   | 24-13 | 2nd *   | 24-47 | 2nd *   |
| 23-9  | 1st   | 24-14 | 2nd *   | 24-48 | 2nd *   |
| 23-10 | 1st   | 24-15 | 2nd *   | 24-49 | 2nd *   |
| 23-11 | 1st   | 24-16 | 2nd *   | 24-50 | 2nd *   |
| 23-12 | 1st   | 24-17 | 2nd *   | 24-51 | 2nd *   |
| 23-13 | 1st   | 24-18 | 2nd *   | 24-52 | 2nd *   |
| 23-14 | 1st   | 24-19 | 2nd *   | 24-53 | 2nd *   |
| 23-15 | 1st   | 24-20 | 2nd *   | 24-54 | 2nd *   |
| 23-16 | 1st   | 24-21 | 2nd *   | 24-55 | 2nd *   |
| 23-17 | 1st   | 24-22 | 2nd *   | 24-56 | 2nd *   |
| 23-18 | 2nd   | 24-23 | 2nd *   | 24-57 | 2nd *   |
| 23-19 | 1st   | 24-24 | 2nd *   | 24-58 | 2nd *   |
| 23-20 | 1st   | 24-25 | 2nd *   | 24-59 | 2nd *   |
| 23-21 | 1st   | 24-26 | 2nd *   | 24-60 | 2nd *   |
| 23-22 | 1st   | 24-27 | 2nd *   | 24-61 | 2nd *   |
| 23-23 | 1st   | 24-28 | 2nd *   | 24-62 | 2nd *   |
| 23-24 | 1st   | 24-29 | 2nd *   | 24-63 | 2nd *   |
| 23-25 | 1st   | 24-30 | 2nd *   | 24-64 | 2nd *   |
| 23-26 | 1st   | 24-31 | 2nd *   | 24-65 | 2nd *   |

\* New or Revised Page.

## ACCESS SERVICE

## CHECK SHEET (Cont'd)

| PAGE  | NUMBER OF<br>REVISION<br>EXCEPT AS<br>INDICATED | PAGE   | NUMBER OF<br>REVISION<br>EXCEPT AS<br>INDICATED | PAGE   | NUMBER OF<br>REVISION<br>EXCEPT AS<br>INDICATED |
|-------|---|--------|---|--------|---|
| 24-66 | 2nd**   | 24-99  | 2nd**   | 24-132 | 2nd**   |
| 24-67 | 2nd**   | 24-100 | 2nd**   | 24-133 | 2nd**   |
| 24-68 | 2nd**   | 24-101 | 2nd**   | 24-134 | 2nd**   |
| 24-69 | 2nd**   | 24-102 | 2nd**   | 24-135 | 2nd**   |
| 24-70 | 2nd**   | 24-103 | 2nd**   | 24-136 | 2nd**   |
| 24-71 | 2nd**   | 24-104 | 2nd**   | 24-137 | 2nd**   |
| 24-72 | 2nd**   | 24-105 | 2nd**   | 24-138 | 2nd**   |
| 24-73 | 2nd**   | 24-106 | 2nd**   | 24-139 | 2nd**   |
| 24-74 | 2nd**   | 24-107 | 2nd**   | 24-140 | 2nd**   |
| 24-75 | 2nd**   | 24-108 | 2nd**   | 24-141 | 2nd**   |
| 24-76 | 2nd**   | 24-109 | 2nd**   | 24-142 | 2nd**   |
| 24-77 | 2nd**   | 24-110 | 2nd**   | 24-143 | 2nd**   |
| 24-78 | 2nd**   | 24-111 | 2nd**   | 24-144 | 2nd**   |
| 24-79 | 2nd**   | 24-112 | 2nd**   | 24-145 | 2nd**   |
| 24-80 | 2nd**   | 24-113 | 2nd**   | 24-146 | 2nd**   |
| 24-81 | 2nd**   | 24-114 | 2nd**   | 24-147 | 2nd**   |
| 24-82 | 2nd**   | 24-115 | 2nd**   | 24-148 | 2nd**   |
| 24-83 | 2nd**   | 24-116 | 2nd**   | 24-149 | 2nd**   |
| 24-84 | 2nd**   | 24-117 | 2nd**   | 24-150 | 2nd**   |
| 24-85 | 2nd**   | 24-118 | 2nd**   | 24-151 | 2nd**   |
| 24-86 | 2nd**   | 24-119 | 2nd**   | 24-152 | 2nd**   |
| 24-87 | 2nd**   | 24-120 | 2nd**   | 24-153 | 2nd**   |
| 24-88 | 2nd**   | 24-121 | 2nd**   | 24-154 | 2nd**   |
| 24-89 | 2nd**   | 24-122 | 2nd**   | 24-155 | 2nd**   |
| 24-90 | 2nd**   | 24-123 | 2nd**   | 24-156 | 2nd**   |
| 24-91 | 2nd**   | 24-124 | 2nd**   | 24-157 | 2nd**   |
| 24-92 | 2nd**   | 24-125 | 2nd**   | 24-158 | 2nd**   |
| 24-93 | 2nd**   | 24-126 | 2nd**   | 24-159 | 2nd**   |
| 24-94 | 2nd**   | 24-127 | 2nd**   | 24-160 | 2nd**   |
| 24-95 | 2nd**   | 24-128 | 2nd**   | 24-161 | 2nd**   |
| 24-96 | 2nd**   | 24-129 | 2nd**   | 24-162 | 2nd**   |
| 24-97 | 2nd**   | 24-130 | 2nd**   | 24-163 | 2nd**   |
| 24-98 | 2nd**   | 24-131 | 2nd**   | 24-164 | 2nd**   |

\* New or Revised Page.

## ACCESS SERVICE

## CHECK SHEET (Cont'd)

| PAGE   | NUMBER OF<br>REVISION<br>EXCEPT AS<br>INDICATED | PAGE   | NUMBER OF<br>REVISION<br>EXCEPT AS<br>INDICATED | PAGE   | NUMBER OF<br>REVISION<br>EXCEPT AS<br>INDICATED |
|--------|---|--------|---|--------|---|
| 24-165 | 2nd *   | 24-198 | 2nd *   | 24-231 | 2nd *   |
| 24-166 | 2nd *   | 24-199 | 2nd *   | 24-232 | 2nd *   |
| 24-167 | 2nd *   | 24-200 | 2nd *   | 24-233 | 2nd *   |
| 24-168 | 2nd *   | 24-201 | 2nd *   | 24-234 | 2nd *   |
| 24-169 | 2nd *   | 24-202 | 2nd *   | 24-235 | 2nd *   |
| 24-170 | 2nd *   | 24-203 | 2nd *   | 24-236 | 2nd *   |
| 24-171 | 2nd *   | 24-204 | 2nd *   | 24-237 | 2nd *   |
| 24-172 | 2nd *   | 24-205 | 2nd *   | 24-238 | 2nd *   |
| 24-173 | 2nd *   | 24-206 | 2nd *   | 24-239 | 2nd *   |
| 24-174 | 2nd *   | 24-207 | 2nd *   | 24-240 | 2nd *   |
| 24-175 | 2nd *   | 24-208 | 2nd *   | 24-241 | 2nd *   |
| 24-176 | 2nd *   | 24-209 | 2nd *   | 24-242 | 2nd *   |
| 24-177 | 2nd *   | 24-210 | 2nd *   | 24-243 | 2nd *   |
| 24-178 | 2nd *   | 24-211 | 2nd *   | 24-244 | 2nd *   |
| 24-179 | 2nd *   | 24-212 | 2nd *   | 24-245 | 2nd *   |
| 24-180 | 2nd *   | 24-213 | 2nd *   | 24-246 | 2nd *   |
| 24-181 | 2nd *   | 24-214 | 2nd *   | 24-247 | 2nd *   |
| 24-182 | 2nd *   | 24-215 | 2nd *   | 24-248 | 2nd *   |
| 24-183 | 2nd *   | 24-216 | 2nd *   | 24-249 | 2nd *   |
| 24-184 | 2nd *   | 24-217 | 2nd *   | 24-250 | 2nd *   |
| 24-185 | 2nd *   | 24-218 | 2nd *   | 24-251 | 2nd *   |
| 24-186 | 2nd *   | 24-219 | 2nd *   | 24-252 | 2nd *   |
| 24-187 | 2nd *   | 24-220 | 2nd *   | 24-253 | 2nd *   |
| 24-188 | 2nd *   | 24-221 | 2nd *   | 24-254 | 2nd *   |
| 24-189 | 2nd *   | 24-222 | 2nd *   | 24-255 | 2nd *   |
| 24-190 | 2nd *   | 24-223 | 2nd *   | 24-256 | 2nd *   |
| 24-191 | 2nd *   | 24-224 | 2nd *   | 24-257 | 2nd *   |
| 24-192 | 2nd *   | 24-225 | 2nd *   | 24-258 | 2nd *   |
| 24-193 | 2nd *   | 24-226 | 2nd *   | 24-259 | 2nd *   |
| 24-194 | 2nd *   | 24-227 | 2nd *   | 24-260 | 2nd *   |
| 24-195 | 2nd *   | 24-228 | 2nd *   | 24-261 | 2nd *   |
| 24-196 | 2nd *   | 24-229 | 2nd *   | 24-262 | 2nd *   |
| 24-197 | 2nd *   | 24-230 | 2nd *   | 24-263 | 2nd *   |

\* New or Revised Page.

## ACCESS SERVICE

## CHECK SHEET (Cont'd)

| PAGE   | NUMBER OF<br>REVISION<br>EXCEPT AS<br>INDICATED | PAGE   | NUMBER OF<br>REVISION<br>EXCEPT AS<br>INDICATED | PAGE   | NUMBER OF<br>REVISION<br>EXCEPT AS<br>INDICATED |
|--------|---|--------|---|--------|---|
| 24-264 | 2nd *   | 24-297 | 2nd *   | 24-330 | 2nd *   |
| 24-265 | 2nd *   | 24-298 | 2nd *   | 24-331 | 2nd *   |
| 24-266 | 2nd *   | 24-299 | 2nd *   | 24-332 | 2nd *   |
| 24-267 | 2nd *   | 24-300 | 2nd *   | 24-333 | 2nd *   |
| 24-268 | 2nd *   | 24-301 | 2nd *   | 24-334 | 2nd *   |
| 24-269 | 2nd *   | 24-302 | 2nd *   | 24-335 | 2nd *   |
| 24-270 | 2nd *   | 24-303 | 2nd *   | 24-336 | 2nd *   |
| 24-271 | 2nd *   | 24-304 | 2nd *   | 24-337 | 2nd *   |
| 24-272 | 2nd *   | 24-305 | 2nd *   | 24-338 | 2nd *   |
| 24-273 | 2nd *   | 24-306 | 2nd *   | 24-339 | 2nd *   |
| 24-274 | 2nd *   | 24-307 | 2nd *   | 24-340 | 2nd *   |
| 24-275 | 2nd *   | 24-308 | 2nd *   | 24-341 | 2nd *   |
| 24-276 | 2nd *   | 24-309 | 2nd *   | 24-342 | 2nd *   |
| 24-277 | 2nd *   | 24-310 | 2nd *   | 24-343 | 2nd *   |
| 24-278 | 2nd *   | 24-311 | 2nd *   | 24-344 | 2nd *   |
| 24-279 | 2nd *   | 24-312 | 2nd *   | 24-345 | 2nd *   |
| 24-280 | 2nd *   | 24-313 | 2nd *   | 24-346 | 2nd *   |
| 24-281 | 2nd *   | 24-314 | 2nd *   | 24-347 | 2nd *   |
| 24-282 | 2nd *   | 24-315 | 2nd *   | 24-348 | 2nd *   |
| 24-283 | 2nd *   | 24-316 | 2nd *   | 24-349 | 2nd *   |
| 24-284 | 2nd *   | 24-317 | 2nd *   | 24-350 | 2nd *   |
| 24-285 | 2nd *   | 24-318 | 2nd *   | 24-351 | 2nd *   |
| 24-286 | 2nd *   | 24-319 | 2nd *   | 24-352 | 2nd *   |
| 24-287 | 2nd *   | 24-320 | 2nd *   | 24-353 | 2nd *   |
| 24-288 | 2nd *   | 24-321 | 2nd *   | 24-354 | 2nd *   |
| 24-289 | 2nd *   | 24-322 | 2nd *   | 24-355 | 2nd *   |
| 24-290 | 2nd *   | 24-323 | 2nd *   | 24-356 | 2nd *   |
| 24-291 | 2nd *   | 24-324 | 2nd *   | 24-357 | 2nd *   |
| 24-292 | 2nd *   | 24-325 | 2nd *   | 24-358 | 2nd *   |
| 24-293 | 2nd *   | 24-326 | 2nd *   | 24-359 | 2nd *   |
| 24-294 | 2nd *   | 24-327 | 2nd *   | 24-360 | 2nd *   |
| 24-295 | 2nd *   | 24-328 | 2nd *   | 24-361 | 2nd *   |
| 24-296 | 2nd *   | 24-329 | 2nd *   | 24-362 | 2nd *   |

\* New or Revised Page.

## ACCESS SERVICE

## CHECK SHEET (Cont'd)

| PAGE   | NUMBER OF<br>REVISION<br>EXCEPT AS<br>INDICATED | PAGE   | NUMBER OF<br>REVISION<br>EXCEPT AS<br>INDICATED | PAGE   | NUMBER OF<br>REVISION<br>EXCEPT AS<br>INDICATED |
|--------|---|--------|---|--------|---|
| 24-363 | 2nd *   | 24-396 | 2nd *   | 24-429 | 2nd *   |
| 24-364 | 2nd *   | 24-397 | 2nd *   | 24-430 | 2nd *   |
| 24-365 | 2nd *   | 24-398 | 2nd *   | 24-431 | 2nd *   |
| 24-366 | 2nd *   | 24-399 | 2nd *   | 24-432 | 2nd *   |
| 24-367 | 2nd *   | 24-400 | 2nd *   | 24-433 | 2nd *   |
| 24-368 | 2nd *   | 24-401 | 2nd *   | 24-434 | 2nd *   |
| 24-369 | 2nd *   | 24-402 | 2nd *   | 24-435 | 2nd *   |
| 24-370 | 2nd *   | 24-403 | 2nd *   | 24-436 | 2nd *   |
| 24-371 | 2nd *   | 24-404 | 2nd *   | 24-437 | 2nd *   |
| 24-372 | 2nd *   | 24-405 | 2nd *   | 24-438 | 2nd *   |
| 24-373 | 2nd *   | 24-406 | 2nd *   | 24-439 | 2nd *   |
| 24-374 | 2nd *   | 24-407 | 2nd *   | 24-440 | 2nd *   |
| 24-375 | 2nd *   | 24-408 | 2nd *   | 24-441 | 2nd *   |
| 24-376 | 2nd *   | 24-409 | 2nd *   | 24-442 | 2nd *   |
| 24-377 | 2nd *   | 24-410 | 2nd *   | 24-443 | 2nd *   |
| 24-378 | 2nd *   | 24-411 | 2nd *   | 24-444 | 2nd *   |
| 24-379 | 2nd *   | 24-412 | 2nd *   | 24-445 | 2nd *   |
| 24-380 | 2nd *   | 24-413 | 2nd *   | 24-446 | 2nd *   |
| 24-381 | 2nd *   | 24-414 | 2nd *   | 24-447 | 2nd *   |
| 24-382 | 2nd *   | 24-415 | 2nd *   | 24-448 | 2nd *   |
| 24-383 | 2nd *   | 24-416 | 2nd *   | 24-449 | 2nd *   |
| 24-384 | 2nd *   | 24-417 | 2nd *   | 24-450 | 2nd *   |
| 24-385 | 2nd *   | 24-418 | 2nd *   | 24-451 | 2nd *   |
| 24-386 | 2nd *   | 24-419 | 2nd *   | 24-452 | 2nd *   |
| 24-387 | 2nd *   | 24-420 | 2nd *   | 24-453 | 2nd *   |
| 24-388 | 2nd *   | 24-421 | 2nd *   | 24-454 | 2nd *   |
| 24-389 | 2nd *   | 24-422 | 2nd *   | 24-455 | 2nd *   |
| 24-390 | 2nd *   | 24-423 | 2nd *   | 24-456 | 2nd *   |
| 24-391 | 2nd *   | 24-424 | 2nd *   | 24-457 | 2nd *   |
| 24-392 | 2nd *   | 24-425 | 2nd *   | 24-458 | 2nd *   |
| 24-393 | 2nd *   | 24-426 | 2nd *   | 24-459 | 2nd *   |
| 24-394 | 2nd *   | 24-427 | 2nd *   | 24-460 | 2nd *   |
| 24-395 | 2nd *   | 24-428 | 2nd *   | 24-461 | 2nd *   |

\* New or Revised Page.

## ACCESS SERVICE

## CHECK SHEET (Cont'd)

| PAGE     | NUMBER OF<br>REVISION<br>EXCEPT AS<br>INDICATED | PAGE   | NUMBER OF<br>REVISION<br>EXCEPT AS<br>INDICATED | PAGE   | NUMBER OF<br>REVISION<br>EXCEPT AS<br>INDICATED |
|----------|---|--------|---|--------|---|
| 24-462   | 2nd *   | 24-484 | 2nd *   | 24-507 | 2nd *   |
| 24-463   | 2nd *   | 24-485 | 2nd *   | 24-508 | 2nd *   |
| 24-464   | 2nd *   | 24-486 | 2nd *   | 24-509 | 2nd *   |
| 24-465   | 2nd *   | 24-487 | 2nd *   | 24-510 | 2nd *   |
| 24-466   | 2nd *   | 24-488 | 2nd *   | 24-511 | 1st *   |
| 24-467   | 2nd *   | 24-489 | 2nd *   | 24-512 | 1st *   |
| 24-468   | 2nd *   | 24-490 | 2nd *   | 24-513 | 1st *   |
| 24-469   | 3rd *   | 24-491 | 2nd *   | 24-514 | 1st *   |
| 24-470   | 2nd *   | 24-492 | 2nd *   | 24-515 | 1st *   |
| 24-471   | 2nd *   | 24-493 | 2nd *   | 24-516 | 1st *   |
| 24-472   | 2nd *   | 24-494 | 2nd *   | 24-517 | 1st *   |
| 24-473   | 2nd *   | 24-495 | 2nd *   | 24-518 | 1st *   |
| 24-474   | 2nd *   | 24-496 | 2nd *   | 24-519 | 1st *   |
| 24-474.1 | 1st *   | 24-497 | 2nd *   | 24-520 | 1st *   |
| 24-475   | 2nd *   | 24-498 | 2nd *   | 24-521 | 1st *   |
| 24-476   | 2nd *   | 24-499 | 2nd *   | 24-522 | 1st *   |
| 24-477   | 2nd *   | 24-500 | 2nd *   | 24-523 | 1st *   |
| 24-478   | 2nd *   | 24-501 | 2nd *   | 24-524 | 1st *   |
| 24-479   | 2nd *   | 24-502 | 2nd *   | 24-525 | 1st *   |
| 24-480   | 2nd *   | 24-503 | 2nd *   | 24-526 | 1st *   |
| 24-481   | 2nd *   | 24-504 | 2nd *   | 24-527 | 1st *   |
| 24-482   | 2nd *   | 24-505 | 2nd *   | 24-528 | 1st *   |
| 24-483   | 2nd *   | 24-506 | 2nd *   | 24-529 | 1st *   |
|          |   |        |   | 24-530 | 1st *   |

\* New or Revised Page.

**ACCESS SERVICE**

**TABLE OF CONTENTS**

|  | <b>PAGE</b> |
|--|-------------|
| CHECK SHEET .....                            | 0-1         |
| CONCURRING CARRIERS.....                     | 0-35        |
| CONNECTING CARRIERS .....                    | 0-35        |
| OTHER PARTICIPATING CARRIERS.....            | 0-35        |
| REGISTERED SERVICE MARKS AND TRADEMARKS..... | 0-36        |
| EXPLANATION OF SYMBOLS .....                 | 0-37        |
| EXPLANATION OF ABBREVIATIONS .....           | 0-38        |
| REFERENCE TO OTHER TARIFFS.....              | 0-43        |
| REFERENCE TO TECHNICAL PUBLICATIONS .....    | 0-43        |
| 1. APPLICATION OF TARIFF .....               | 1-1         |

## ACCESS SERVICE

## TABLE OF CONTENTS (Cont'd)

|   | PAGE |     |
|---|------|-----|
| 2. GENERAL REGULATIONS.....                                     | 2-1  |     |
| 2.1 UNDERTAKING OF THE TELEPHONE COMPANY.....                   | 2-1  | (T) |
| 2.1.1 SCOPE .....   | 2-1  |     |
| 2.1.2 LIMITATIONS .....   | 2-1  |     |
| 2.1.3 LIABILITY.....  | 2-3  |     |
| 2.1.4 PROVISION OF SERVICES .....                               | 2-7  |     |
| 2.1.5 INSTALLATION AND TERMINATION OF SERVICES.....             | 2-7  |     |
| 2.1.6 MAINTAINING SERVICES .....                                | 2-7  |     |
| 2.1.7 CHANGES AND SUBSTITUTIONS .....                           | 2-8  |     |
| 2.1.8 REFUSAL AND DISCONTINUANCE OF SERVICES .....              | 2-9  |     |
| 2.1.9 LIMITATION OF USE OF METALLIC FACILITIES .....            | 2-10 |     |
| 2.1.10 NOTIFICATION OF SERVICE-AFFECTING ACTIVITIES.....        | 2-10 |     |
| 2.1.11 COORDINATION WITH RESPECT TO NETWORK CONTINGENCIES ..... | 2-11 |     |
| 2.1.12 PROVISION AND OWNERSHIP .....                            | 2-11 |     |
| 2.1.13 CONFIDENTIAL CUSTOMER INFORMATION .....                  | 2-11 |     |
| 2.2 USE.....  | 2-12 |     |
| 2.2.1 INTERFERENCE OR IMPAIRMENT AND UNLAWFUL USE .....         | 2-12 |     |
| 2.2.2 COMMINGLING .....   | 2-13 |     |
| 2.2.3 UNE TO PRIVATE LINE CONVERSIONS.....                      | 2-13 |     |



## ACCESS SERVICE

## TABLE OF CONTENTS (Cont'd)

|  | PAGE |            |
|--|------|------------|
| 2.3 OBLIGATIONS OF THE CUSTOMER.....   | 2-14 |            |
| 2.3.1 DAMAGES.....   | 2-14 |            |
| 2.3.2 OWNERSHIP OF FACILITIES.....   | 2-14 |            |
| 2.3.3 EQUIPMENT SPACE AND POWER .....  | 2-15 |            |
| 2.3.4 AVAILABILITY FOR TESTING .....   | 2-15 |            |
| 2.3.5 BALANCE .....  | 2-15 |            |
| 2.3.6 DESIGN OF CUSTOMER SERVICES .....  | 2-16 |            |
| 2.3.7 REFERENCES TO THE TELEPHONE COMPANY.....   | 2-16 |            |
| 2.3.8 CLAIMS AND DEMANDS FOR DAMAGES .....   | 2-16 |            |
| 2.3.9 COORDINATION WITH RESPECT TO NETWORK CONTINGENCIES .....   | 2-17 |            |
| 2.3.10 JURISDICTIONAL REPORTS REQUIREMENTS.....  | 2-18 |            |
| 2.3.11 DETERMINATION OF JURISDICTION FOR MIXED INTERSTATE<br>AND INTRASTATE PRIVATE LINE TRANSPORT SERVICE,<br>EXPANDED INTERCONNECTION-COLLOCATION<br>SERVICE AND ACCESS SERVICE BILLING..... | 2-42 | (T)<br>(T) |
| 2.3.12 DETERMINATION OF INTERSTATE CHARGES FOR MIXED<br>INTERSTATE AND INTRASTATE ACCESS SERVICE.....  | 2-44 |            |
| 2.3.13 INSURANCE FOR EXPANDED INTERCONNECTION-COLLOCATION ....   | 2-45 |            |
| 2.3.14 DETERMINATION OF THE CUSTOMER OF RECORD FOR PRIVATE.....<br>LINE TRANSPORT SERVICE.....   | 2-47 |            |
| 2.3.15 DETERMINATION OF THE CUSTOMER OF RECORD WHEN<br>SWITCHED ACCESS SERVICE CONNECTS TO EXPANDED<br>INTERCONNECTION-COLLOCATION SERVICE.....  | 2-49 |            |
| 2.3.16 DETERMINATION OF THE CUSTOMER OF RECORD WHEN<br>SWITCHED ACCESS SERVICE UTILIZES TANDEM SIGNALING<br>INFORMATION.....   | 2-50 |            |

## ACCESS SERVICE

## TABLE OF CONTENTS (Cont'd)

|       | PAGE   |       |
|-------|--|-------|
| 2.4   | PAYMENT ARRANGEMENTS AND CREDIT ALLOWANCES.....  | 2-51  |
| 2.4.1 | PAYMENT OF RATES, CHARGES AND DEPOSITS .....   | 2-51  |
| 2.4.2 | MINIMUM PERIODS .....  | 2-56  |
| 2.4.3 | CANCELLATION OF AN ORDER FOR SERVICE .....   | 2-57  |
| 2.4.4 | CREDIT ALLOWANCE FOR SERVICE INTERRUPTIONS.....  | 2-57  |
| 2.4.5 | RE-ESTABLISHMENT OF SERVICE FOLLOWING FIRE, FLOOD<br>OR OTHER OCCURRENCE.....  | 2-64  |
| 2.4.6 | TITLE OR OWNERSHIP RIGHTS .....  | 2-65  |
| 2.4.7 | ORDERING, RATING AND BILLING OF ACCESS SERVICES<br>WHERE MORE THAN ONE EXCHANGE TELEPHONE COMPANY<br>IS INVOLVED.....                      | 2-65  |
| 2.4.8 | ORDERING, RATING AND BILLING OF SWITCHED ACCESS<br>SERVICE PROVIDED IN CONJUNCTION WITH A COMMERCIAL<br>MOBILE RADIO SERVICE PROVIDER..... | 2-74  |
| 2.5   | CONNECTIONS .....  | 2-75  |
| 2.5.1 | GENERAL.....   | 2-75  |
| 2.6   | DEFINITIONS.....   | 2-76  |
| 2.7   | SHARED USE REGULATIONS.....  | 2-111 |
| 2.7.1 | PLTS WITH LOCAL EXCHANGE SERVICE .....   | 2-112 |
| 2.7.2 | DS1 AND DS3 PLTS WITH SWITCHED ACCESS SERVICE .....  | 2-112 |
| 2.7.3 | SYNCHRONOUS SERVICE TRANSPORT (SST) PLTS WITH SWITCHED<br>ACCESS SERVICE .....   | 2-115 |
| 2.7.4 | EXPANDED INTERCONNECTION CHANNEL TERMINATION<br>AND INTERCONNECTION TIE PAIR.....  | 2-117 |
| 2.7.5 | SWITCHED DS3 FACILITY WITH CCSAC SERVICE .....   | 2-117 |
| 2.7.6 | PLTS SONET RING SERVICE WITH SWITCHED ACCESS SERVICE ..  | 2-118 |
| 2.99  | RESERVED FOR FUTURE USE.....   | 2-120 |

(T)

(D)

## ACCESS SERVICE

## TABLE OF CONTENTS (Cont'd)

|   | PAGE |
|---|------|
| 3. CARRIER COMMON LINE ACCESS SERVICE.....  | 3-1  |
| 3.1 GENERAL DESCRIPTION .....   | 3-1  |
| 3.2 LIMITATIONS .....   | 3-2  |
| 3.2.1 EXCLUSIONS.....   | 3-2  |
| 3.2.2 ACCESS GROUPS.....  | 3-2  |
| 3.2.3 WATS ACCESS LINES.....  | 3-2  |
| 3.3 UNDERTAKING OF THE TELEPHONE COMPANY.....   | 3-3  |
| 3.3.1 PROVISION OF SERVICE .....  | 3-3  |
| 3.3.2 INTERSTATE AND INTRASTATE USE .....   | 3-3  |
| 3.4 OBLIGATIONS OF THE CUSTOMER.....  | 3-3  |
| 3.4.1 SWITCHED ACCESS SERVICE REQUIREMENT .....   | 3-3  |
| 3.4.2 SUPERVISION .....   | 3-3  |
| 3.5 DETERMINATION OF USAGE SUBJECT TO CARRIER COMMON<br>LINE ACCESS RATES .....                                 | 3-4  |
| 3.5.1 DETERMINATION OF JURISDICTION .....   | 3-4  |
| 3.5.2 RESERVED FOR FUTURE USE .....   | 3-4  |
| 3.5.3 LOCAL EXCHANGE ACCESS AND ENHANCED SERVICE<br>EXEMPTION .....   | 3-4  |
| 3.5.4 SWITCHED ACCESS SERVICE PROVIDED IN CONJUNCTION<br>WITH A COMMERCIAL MOBILE RADIO SERVICE PROVIDER .....  | 3-5  |
| 3.5.5 COMMON CHANNEL SIGNALING ACCESS CAPABILITY<br>EXEMPTION .....   | 3-5  |
| 3.5.6 LINE INFORMATION DATA BASE EXEMPTION.....   | 3-5  |
| 3.5.7 DEDICATED NETWORK ACCESS LINK (DNAL) EXEMPTION.....   | 3-5  |
| 3.5.8 SWITCHED ACCESS SERVICE PROVIDED IN CONJUNCTION WITH A<br>TELECOMMUNICATIONS RELAY SERVICE PROVIDER ..... | 3-5  |

## ACCESS SERVICE

## TABLE OF CONTENTS (Cont'd)

|  | PAGE |
|--|------|
| 3.6 RESOLD MTS AND/OR MTS-TYPE SERVICE(S).....   | 3-6  |
| 3.6.1 SCOPE .....  | 3-6  |
| 3.6.2 CUSTOMER OBLIGATIONS CONCERNING THE RESALE OF MTS<br>AND/OR MTS-TYPE SERVICE(S)..... | 3-6  |
| 3.6.3 RESALE DOCUMENTATION PROVIDED BY THE CUSTOMER .....                                  | 3-7  |
| 3.6.4 RATE REGULATIONS CONCERNING THE RESALE OF MTS<br>AND/OR MTS-TYPE SERVICE(S).....     | 3-8  |
| 3.7 RESERVED FOR FUTURE USE .....  | 3-13 |
| 3.8 RATE REGULATIONS .....   | 3-14 |
| 3.8.1 BILLING OF RATES .....   | 3-14 |
| 3.8.2 RESERVED FOR FUTURE USE .....  | 3-14 |
| 3.8.3 UNMEASURED LINESIDE ACCESS USAGE .....   | 3-14 |
| 3.8.4 PERCENT INTERSTATE USE (PIU) .....   | 3-15 |
| 3.8.5 DETERMINATION OF RATES .....   | 3-15 |
| 3.9 RATES AND CHARGES .....  | 3-24 |
| 3.9.1 CARRIER COMMON LINE .....  | 3-24 |

## ACCESS SERVICE

## TABLE OF CONTENTS (Cont'd)

|   | PAGE |     |
|---|------|-----|
| 4. END USER ACCESS SERVICE .....                              | 4-1  |     |
| 4.1 GENERAL DESCRIPTION .....                                 | 4-1  |     |
| 4.2 LIMITATIONS .....   | 4-1  |     |
| 4.3 UNDERTAKING OF THE COMPANY.....                           | 4-2  |     |
| 4.4 OBLIGATIONS OF THE CUSTOMER.....                          | 4-5  |     |
| 4.5 PAYMENT ARRANGEMENTS AND CREDIT ALLOWANCES.....           | 4-5  |     |
| 4.6 RATE REGULATIONS FOR SLC, PICC AND ARC .....              | 4-6  | (T) |
| 4.7 RATES AND CHARGES .....                                   | 4-11 |     |
| 4.7.1 SUBSCRIBER LINE CHARGE (SLC).....                       | 4-11 | (T) |
| 4.7.2 PRESUBSCRIBED INTEREXCHANGE CARRIER CHARGES (PICC)..... | 4-16 |     |
| 4.7.3 ACCESS RECOVERY CHARGE (ARC) .....                      | 4-17 | (T) |
| 5. ORDERING OPTIONS FOR ACCESS SERVICES .....                 | 5-1  |     |
| 5.1 GENERAL .....   | 5-1  |     |
| 5.1.1 ORDERING CONDITIONS .....                               | 5-1  |     |
| 5.1.2 PROVISION OF OTHER SERVICES.....                        | 5-2  |     |
| 5.1.3 SPECIAL CONSTRUCTION.....                               | 5-2  |     |
| 5.2 ACCESS ORDER .....  | 5-3  |     |
| 5.2.1 ACCESS ORDER SERVICE DATE INTERVALS .....               | 5-13 |     |
| 5.2.2 ACCESS ORDER MODIFICATIONS .....                        | 5-17 |     |
| 5.2.3 CANCELLATION OF AN ACCESS ORDER.....                    | 5-23 |     |
| 5.2.4 SELECTION OF FACILITIES FOR ACCESS ORDERS .....         | 5-29 |     |
| 5.2.5 MINIMUM PERIOD.....                                     | 5-30 |     |
| 5.2.6 MINIMUM PERIOD CHARGES .....                            | 5-33 |     |
| 5.2.7 DISCONTINUANCE OF ACCESS SERVICE .....                  | 5-35 |     |

## ACCESS SERVICE

## TABLE OF CONTENTS (Cont'd)

|   | PAGE  |     |
|---|-------|-----|
| 6. SWITCHED ACCESS SERVICE .....  | 6-1   |     |
| 6.1 GENERAL .....   | 6-1   |     |
| 6.1.1 SWITCHED ACCESS SERVICE ARRANGEMENTS AND MANNER<br>OF PROVISION .....                         | 6-2   |     |
| 6.1.2 RATE CATEGORIES.....  | 6-7   |     |
| 6.1.3 SPECIAL FACILITIES ROUTING .....  | 6-41  |     |
| 6.1.4 DESIGN LAYOUT REPORT .....  | 6-41  |     |
| 6.1.5 ACCEPTANCE TESTING.....   | 6-41  |     |
| 6.1.6 ORDERING OPTIONS AND CONDITIONS.....  | 6-42  |     |
| 6.1.7 SPECIAL HIGH VOLTAGE PROTECTIVE APPARATUS.....  | 6-42  |     |
| 6.1.8 GENERIC NAMES.....  | 6-43  |     |
| 6.2 PROVISION AND DESCRIPTION OF SWITCHED ACCESS SERVICE.....                                       | 6-45  |     |
| 6.2.1 FEATURE GROUP A (FGA).....  | 6-46  |     |
| 6.2.2 FEATURE GROUP B (FGB) .....   | 6-54  |     |
| 6.2.3 FEATURE GROUP C (FGC) .....   | 6-58  |     |
| 6.2.4 FEATURE GROUP D (FGD).....  | 6-66  |     |
| 6.2.5 CIRCUIT SWITCHED LINESIDE (CSL) .....   | 6-75  |     |
| 6.2.6 CIRCUIT SWITCHED TRUNKSIDE .....  | 6-83  |     |
| 6.2.7 DIRECT-INWARD-DIAL (DID) SWITCHED ACCESS SERVICE.....   | 6-104 |     |
| 6.2.8 800 DATA BASE ACCESS SERVICE.....   | 6-106 | (T) |
| 6.2.9 900 ACCESS SERVICE.....   | 6-111 |     |
| 6.2.10 DEDICATED NETWORK ACCESS LINK (DNAL) .....   | 6-114 |     |
| 6.2.11 SWITCHED DATA SERVICE (SDS) .....  | 6-116 |     |
| 6.2.12 500 ACCESS SERVICE.....  | 6-117 |     |
| 6.3 COMMON SWITCHING, TRANSPORT TERMINATION AND LINE<br>TERMINATION OPTIONAL FEATURES AND BSEs..... | 6-119 |     |
| 6.3.1 COMMON SWITCHING OPTIONAL FEATURES AND BSEs .....   | 6-129 |     |
| 6.3.2 TRANSPORT TERMINATION OPTIONAL FEATURES AND BSEs.....   | 6-167 |     |
| 6.3.3 LINE TERMINATION OPTIONAL FEATURES AND BSEs .....   | 6-169 |     |

## ACCESS SERVICE

## TABLE OF CONTENTS (Cont'd)

|   | PAGE  |
|---|-------|
| 6.4 TECHNICAL SPECIFICATIONS .....  | 6-171 |
| 6.4.1 STANDARD TRANSMISSION PARAMETER LIMITS .....                          | 6-173 |
| 6.4.2 VOICE BAND DATA TRANSMISSION PARAMETER LIMITS .....                   | 6-184 |
| 6.5 OBLIGATIONS OF THE COMPANY .....  | 6-185 |
| 6.5.1 NETWORK MANAGEMENT .....  | 6-185 |
| 6.5.2 DESIGN AND TRAFFIC ROUTING OF SWITCHED ACCESS<br>SERVICE .....        | 6-186 |
| 6.5.3 DS1 RECORDS ASSIGNMENT .....  | 6-186 |
| 6.5.4 MULTIPLEXING .....  | 6-186 |
| 6.5.5 PROVISION OF SERVICE PERFORMANCE DATA .....                           | 6-187 |
| 6.5.6 TRUNK GROUP MEASUREMENT REPORTS .....                                 | 6-187 |
| 6.5.7 DETERMINATION OF NUMBER OF TRANSMISSION PATHS .....                   | 6-188 |
| 6.5.8 DETERMINATION OF NUMBER OF END OFFICE<br>TRANSPORT TERMINATIONS ..... | 6-188 |
| 6.5.9 DESIGN BLOCKING PROBABILITY .....                                     | 6-189 |
| 6.5.10 END USER LINE AND USAGE INFORMATION DATA .....                       | 6-192 |
| 6.6 OBLIGATIONS OF THE CUSTOMER .....                                       | 6-193 |
| 6.6.1 ORDERING REQUIREMENTS .....   | 6-193 |
| 6.6.2 REPORT REQUIREMENTS .....   | 6-193 |
| 6.6.3 SUPERVISORY SIGNALING .....   | 6-195 |
| 6.6.4 TRUNK GROUP MEASUREMENT REPORTS .....                                 | 6-195 |
| 6.6.5 DESIGN OF SWITCHED ACCESS SERVICES .....                              | 6-195 |

## ACCESS SERVICE

## TABLE OF CONTENTS (Cont'd)

|        | PAGE  |       |
|--------|---|-------|
| 6.7    | RATE REGULATIONS .....                                      | 6-196 |
| 6.7.1  | DESCRIPTION AND APPLICATION OF RATES AND CHARGES .....      | 6-196 |
| 6.7.2  | MINIMUM PERIODS .....                                       | 6-228 |
| 6.7.3  | MINIMUM MONTHLY CHARGE .....                                | 6-228 |
| 6.7.4  | CHANGE OF SWITCHED ACCESS INTERFACE GROUP<br>CATEGORY ..... | 6-229 |
| 6.7.5  | CHANGE OF SWITCHED ACCESS SERVICE TYPE .....                | 6-230 |
| 6.7.6  | MOVES .....   | 6-232 |
| 6.7.7  | MEASURING ACCESS MINUTES .....                              | 6-238 |
| 6.7.8  | APPLICATION OF RATES FOR EXTENSION SERVICE .....            | 6-248 |
| 6.7.9  | MESSAGE UNIT CREDIT .....                                   | 6-248 |
| 6.7.10 | LOCAL INFORMATION DELIVERY SERVICES .....                   | 6-249 |
| 6.7.11 | MILEAGE MEASUREMENT .....                                   | 6-249 |
| 6.7.12 | SHARED USE .....  | 6-253 |
| 6.7.13 | PERCENT DIRECT ROUTED (PDR) FACTOR .....                    | 6-253 |
| 6.7.14 | DENSITY ZONE PRICING PLAN .....                             | 6-254 |
| 6.7.15 | SWITCHED TRANSPORT PRICING PLANS .....                      | 6-255 |
| 6.7.16 | RESERVED FOR FUTURE USE .....                               | 6-264 |
| 6.7.17 | RESERVED FOR FUTURE USE .....                               | 6-265 |
| 6.8    | RATES AND CHARGES .....                                     | 6-266 |
| 6.8.1  | SWITCHED TRANSPORT .....                                    | 6-266 |
| 6.8.2  | LOCAL SWITCHING .....                                       | 6-416 |
| 6.8.3  | RESERVED FOR FUTURE USE .....                               | 6-433 |
| 6.8.4  | MESSAGE UNIT CREDIT .....                                   | 6-434 |
| 6.8.5  | RESERVED FOR FUTURE USE .....                               | 6-435 |
| 6.8.6  | 900 ACCESS SERVICE .....                                    | 6-435 |
| 6.8.7  | SWITCHED DATA SERVICE .....                                 | 6-436 |
| 6.8.8  | INFORMATION SURCHARGE .....                                 | 6-436 |
| 6.8.9  | 800 DB SERVICE .....  | 6-437 |

(T)



## ACCESS SERVICE

## TABLE OF CONTENTS (Cont'd)

|   | PAGE  |     |
|---|-------|-----|
| 7. PRIVATE LINE TRANSPORT SERVICE.....              | 7-1   |     |
| 7.1 GENERAL .....                                   | 7-1   |     |
| 7.1.1 RATING INFORMATION .....                      | 7-12  |     |
| 7.1.2 MISCELLANEOUS CHARGES AND CREDITS .....       | 7-49  |     |
| 7.1.3 MULTI-PRODUCT PRICING PLANS.....              | 7-68  |     |
| 7.1.4 SERVICE CONFIGURATIONS .....                  | 7-89  |     |
| 7.1.5 RESERVED FOR FUTURE USE.....                  | 7-97  |     |
| 7.1.6 RESERVED FOR FUTURE USE.....                  | 7-98  |     |
| 7.1.7 FACILITY HUBS.....                            | 7-98  |     |
| 7.1.8 TERMINATION LIABILITY AND WAIVER POLICY ..... | 7-100 |     |
| 7.1.9 RESERVED FOR FUTURE USE.....                  | 7-105 |     |
| 7.2 LOW SPEED DATA SERVICE.....                     | 7-106 |     |
| 7.2.1 GENERAL.....                                  | 7-106 |     |
| 7.2.2 OPTIONAL FEATURES AND FUNCTIONS .....         | 7-109 |     |
| 7.2.3 RATES AND CHARGES .....                       | 7-110 |     |
| 7.3 D.C. CHANNEL SERVICE .....                      | 7-112 |     |
| 7.3.1 GENERAL.....                                  | 7-112 |     |
| 7.3.2 OPTIONAL FEATURES AND FUNCTIONS .....         | 7-113 | (T) |
| 7.3.3 RATES AND CHARGES .....                       | 7-113 |     |
| 7.4 VOICE GRADE SERVICE.....                        | 7-114 |     |
| 7.4.1 GENERAL.....                                  | 7-114 |     |
| 7.4.2 OPTIONAL FEATURES AND FUNCTIONS .....         | 7-123 |     |
| 7.4.3 PRICING PLANS.....                            | 7-133 |     |
| 7.4.4 RATES AND CHARGES .....                       | 7-138 |     |

## ACCESS SERVICE

## TABLE OF CONTENTS (Cont'd)

|  | PAGE  |     |
|--|-------|-----|
| 7.5 AUDIO SERVICE .....                      | 7-150 |     |
| 7.5.1 GENERAL .....                          | 7-150 |     |
| 7.5.2 OPTIONAL FEATURES AND FUNCTIONS .....  | 7-151 |     |
| 7.5.3 RATES AND CHARGES .....                | 7-153 |     |
| 7.6 BROADCAST VIDEO SERVICE .....            | 7-159 |     |
| 7.6.1 GENERAL.....                           | 7-159 |     |
| 7.6.2 PRICING PLANS.....                     | 7-162 |     |
| 7.6.3 RATES AND CHARGES .....                | 7-167 |     |
| 7.7 RESERVED FOR FUTURE USE.....             | 7-176 | (T) |
|  |       | (D) |
| 7.8 RESERVED FOR FUTURE USE .....            | 7-176 |     |
| 7.9 RESERVED FOR FUTURE USE .....            | 7-176 |     |
| 7.10 DIGITAL DATA SERVICE .....              | 7-177 |     |
| 7.10.1 GENERAL.....                          | 7-177 |     |
| 7.10.2 OPTIONAL FEATURES AND FUNCTIONS ..... | 7-179 |     |
| 7.10.3 PRICING PLANS.....                    | 7-185 |     |
| 7.10.4 RATES AND CHARGES .....               | 7-186 |     |

## ACCESS SERVICE

## TABLE OF CONTENTS (Cont'd)

|  | PAGE  |     |
|--|-------|-----|
| 7.11 DS1 SERVICE .....                           | 7-206 |     |
| 7.11.1 GENERAL.....                              | 7-206 |     |
| 7.11.2 OPTIONAL FEATURES AND FUNCTIONS .....     | 7-208 |     |
| 7.11.3 PRICING PLANS.....                        | 7-218 |     |
| 7.11.4 RATES AND CHARGES .....                   | 7-218 |     |
| 7.12 DS3 SERVICE .....                           | 7-241 |     |
| 7.12.1 GENERAL.....                              | 7-241 |     |
| 7.12.2 OPTIONAL FEATURES AND FUNCTIONS .....     | 7-246 | (T) |
| 7.12.3 PRICING PLANS.....                        | 7-251 |     |
| 7.12.4 RATES AND CHARGES .....                   | 7-268 |     |
| 7.13 SIMULTANEOUS VOICE DATA SERVICE (SVDS)..... | 7-336 |     |
| 7.13.1 GENERAL.....                              | 7-336 |     |
| 7.13.2 OPTIONAL FEATURES AND FUNCTIONS .....     | 7-337 | (T) |
| 7.13.3 PRICING PLANS.....                        | 7-340 |     |
| 7.13.4 RATES AND CHARGES .....                   | 7-346 |     |
| 7.14 RESERVED FOR FUTURE USE.....                | 7-352 | (T) |
|  |       | (D) |
|  |       | (D) |

## ACCESS SERVICE

## TABLE OF CONTENTS (Cont'd)

|  | PAGE  |     |
|--|-------|-----|
| 7.15 RESERVED FOR FUTURE USE.....      | 7-366 | (T) |
|  |       | (D) |
|  |       | (D) |
| 7.16 RESERVED FOR FUTURE USE.....      | 7-390 | (T) |
|  |       | (D) |
|  |       | (D) |
| 7.17 DIGITAL DATA SERVICE 2-WIRE ..... | 7-416 |     |
| 7.17.1 GENERAL.....                    | 7-416 |     |
| 7.17.2 PRICING PLANS.....              | 7-417 |     |
| 7.17.3 RATES AND CHARGES .....         | 7-418 |     |
| 7.18 RESERVED FOR FUTURE USE.....      | 7-422 |     |
| 7.19 RESERVED FOR FUTURE USE.....      | 7-423 |     |
| 7.20 RESERVED FOR FUTURE USE.....      | 7-424 |     |

## ACCESS SERVICE

## TABLE OF CONTENTS (Cont'd)

|  | PAGE  |     |
|--|-------|-----|
| 7.99 GRANDFATHERED SERVICES AND TERMS..... | 7-425 |     |
| 7.99.1 GENERAL.....                        | 7-425 |     |
| 7.99.2 RESERVED FOR FUTURE USE.....        | 7-426 |     |
| 7.99.3 RESERVED FOR FUTURE USE.....        | 7-448 |     |
| 7.99.4 RESERVED FOR FUTURE USE.....        | 7-460 | (T) |
| 7.99.5 RESERVED FOR FUTURE USE.....        | 7-461 | (T) |
| 7.99.6 RESERVED FOR FUTURE USE.....        | 7-469 |     |
| 7.99.7 DS1 SERVICE.....                    | 7-488 |     |
| 7.99.8 RESERVED FOR FUTURE USE.....        | 7-505 |     |
| 7.99.9 RESERVED FOR FUTURE USE.....        | 7-506 |     |
| 7.99.10 DIGITAL DATA SERVICE (DDS).....    | 7-519 |     |
| 7.99.11 RESERVED FOR FUTURE USE .....      | 7-520 |     |
| 7.99.12 DS3 SERVICE.....                   | 7-521 |     |
| 7.99.13 RESERVED FOR FUTURE USE.....       | 7-544 | (T) |
| 7.99.14 RESERVED FOR FUTURE USE.....       | 7-553 | (T) |

**ACCESS SERVICE**

**TABLE OF CONTENTS (Cont'd)**

|                                  | <b>PAGE</b> |     |
|----------------------------------|-------------|-----|
| 8. RESERVED FOR FUTURE USE ..... | 8-1         | (T) |
|                                  |             | (D) |
|                                  |             | (D) |

## ACCESS SERVICE

## TABLE OF CONTENTS (Cont'd)

|                                   | PAGE  |     |
|-----------------------------------|-------|-----|
| 8.5 RESERVED FOR FUTURE USE.....  | 8-133 |     |
| 8.6 RESERVED FOR FUTURE USE.....  | 8-134 |     |
| 8.7 RESERVED FOR FUTURE USE.....  | 8-135 | (T) |
|                                   |       | (D) |
|                                   |       | (D) |
| 8.8 RESERVED FOR FUTURE USE.....  | 8-140 |     |
| 8.99 RESERVED FOR FUTURE USE..... | 8-141 | (T) |
|                                   |       | (D) |
|                                   |       | (D) |

## ACCESS SERVICE

## TABLE OF CONTENTS (Cont'd)

|   | PAGE |
|---|------|
| 9. DIRECTORY ASSISTANCE SERVICE .....                                       | 9-1  |
| 9.1 GENERAL DESCRIPTION .....   | 9-1  |
| 9.1.1 REGIONAL VOICE DA (RDA) SERVICE.....                                  | 9-1  |
| 9.1.2 NATIONAL VOICE DA (NDA) SERVICE.....                                  | 9-1  |
| 9.1.3 NATIONAL VOICE DA (NDA) WITH CALL COMPLETION LINK (CCL)               | 9-2  |
| 9.2 OPTIONAL FEATURES.....  | 9-3  |
| 9.2.1 CUSTOMIZED BRANDING.....  | 9-3  |
| 9.2.2 RESERVED FOR FUTURE USE.....  | 9-3  |
| 9.3 UNDERTAKING OF THE COMPANY.....   | 9-4  |
| 9.3.1 VOICE DA LOCATIONS.....   | 9-4  |
| 9.3.2 TRANSPORT FACILITIES AND MANNER OF PROVISIONING .....                 | 9-5  |
| 9.3.3 SPECIAL FACILITIES ROUTING .....                                      | 9-9  |
| 9.3.4 DESIGN LAYOUT REPORT .....  | 9-9  |
| 9.3.5 TRANSMISSION TYPE A1 AND B1 PERFORMANCE.....                          | 9-9  |
| 9.3.6 ACCEPTANCE TESTING AND TESTING CAPABILITIES.....                      | 9-10 |
| 9.4 OBLIGATIONS OF THE CUSTOMER.....  | 9-11 |
| 9.5 RATE REGULATIONS .....  | 9-12 |
| 9.5.1 SWITCHED TRANSPORT .....  | 9-12 |
| 9.5.2 SERVICE CALL .....  | 9-12 |
| 9.5.3 RESERVED FOR FUTURE USE.....  | 9-13 |
| 9.5.4 RESERVED FOR FUTURE USE.....  | 9-13 |
| 9.5.5 MINIMUM PERIOD.....   | 9-14 |
| 9.5.6 MINIMUM MONTHLY CHARGE.....   | 9-14 |
| 9.5.7 CANCELLATION OF A VOICE DA ORDER .....                                | 9-15 |
| 9.5.8 CHANGES TO ORDERS .....   | 9-15 |
| 9.5.9 MOVES .....   | 9-15 |
| 9.5.10 SERVICE REARRANGEMENTS.....  | 9-15 |
| 9.5.11 CREDIT ALLOWANCE FOR VOICE DA SERVICE.....                           | 9-16 |
| 9.6 RATES AND CHARGES .....   | 9-17 |
| 9.6.1 VOICE DIRECTORY ASSISTANCE SERVICE.....                               | 9-17 |
| 9.7 OPERATOR SERVICES-AUTOMATIC CALL DISTRIBUTION<br>SERVICE (OS-ACD) ..... | 9-19 |



## ACCESS SERVICE

## TABLE OF CONTENTS (Cont'd)

|   | PAGE  |
|---|-------|
| 10. FEDERAL GOVERNMENT SPECIALIZED SERVICE OR<br>ARRANGEMENTS ..... | 10-1  |
| 10.1 GENERAL .....  | 10-1  |
| 10.2 EMERGENCY CONDITIONS.....                                      | 10-2  |
| 10.3 INTERVALS TO PROVIDE SERVICE.....                              | 10-3  |
| 10.4 SAFEGUARDING OF SERVICE .....                                  | 10-3  |
| 10.4.1 FACILITY AVAILABILITY .....                                  | 10-3  |
| 10.4.2 UTILIZATION OF GOVERNMENT OWNED FACILITIES .....             | 10-3  |
| 10.5 FEDERAL GOVERNMENT REGULATIONS.....                            | 10-3  |
| 10.6 MILEAGE APPLICATION .....                                      | 10-3  |
| 10.7 MOVES.....   | 10-4  |
| 10.8 SERVICE OFFERINGS .....  | 10-5  |
| 10.8.1 TYPE AND DESCRIPTION.....                                    | 10-5  |
| 10.8.2 RATES AND CHARGES .....                                      | 10-34 |

## ACCESS SERVICE

## TABLE OF CONTENTS (Cont'd)

|                                    | PAGE  |     |
|------------------------------------|-------|-----|
| 10.9 RESERVED FOR FUTURE USE.....  | 10-58 | (T) |
|                                    |       | (D) |
|                                    |       | (D) |
| 10.10 RESERVED FOR FUTURE USE..... | 10-63 | (T) |
|                                    |       | (D) |
|                                    |       | (D) |
| 10.11 RESERVED FOR FUTURE USE..... | 10-65 | (T) |
|                                    |       | (D) |
|                                    |       | (D) |
| 10.12 RESERVED FOR FUTURE USE..... | 10-66 | (T) |

## ACCESS SERVICE

## TABLE OF CONTENTS (Cont'd)

|  | PAGE |     |
|--|------|-----|
| 11. SPECIAL FACILITIES ROUTING OF ACCESS SERVICES.....                     | 11-1 |     |
| 11.1 DESCRIPTION OF SPECIAL FACILITIES ROUTING OF<br>ACCESS SERVICES ..... | 11-1 |     |
| 11.1.1 MISCELLANEOUS ORDERING INFORMATION.....                             | 11-4 |     |
| 11.1.2 RATE CATEGORIES.....  | 11-5 |     |
| 11.1.3 RATE REGULATIONS .....  | 11-6 |     |
| 11.2 RATES AND CHARGES .....   | 11-7 |     |
| 11.2.1 ALL STATES .....  | 11-7 |     |
| 12. RESERVED FOR FUTURE USE .....  | 12-1 | (T) |
|  |      | (D) |
|  |      | (D) |

## ACCESS SERVICE

## TABLE OF CONTENTS (Cont'd)

|   | PAGE  |
|---|-------|
| 13. MISCELLANEOUS SERVICES .....                | 13-1  |
| 13.1 ADDITIONAL ENGINEERING.....                | 13-1  |
| 13.1.1 GENERAL.....                             | 13-1  |
| 13.1.2 RATES AND CHARGES.....                   | 13-2  |
| 13.2 ADDITIONAL LABOR .....                     | 13-3  |
| 13.2.1 GENERAL.....                             | 13-3  |
| 13.2.2 RATES AND CHARGES.....                   | 13-5  |
| 13.3 TESTING SERVICES .....                     | 13-7  |
| 13.3.1 GENERAL.....                             | 13-7  |
| 13.3.2 SWITCHED ACCESS SERVICE .....            | 13-7  |
| 13.3.3 PRIVATE LINE TRANSPORT SERVICE.....      | 13-22 |
| 13.4 MAINTENANCE OF SERVICE .....               | 13-25 |
| 13.4.1 GENERAL.....                             | 13-25 |
| 13.4.2 RATES AND CHARGES .....                  | 13-27 |
| 13.5 DISPATCH CHARGE.....                       | 13-28 |
| 13.5.1 DESCRIPTION.....                         | 13-28 |
| 13.5.2 RATES AND CHARGES .....                  | 13-28 |
| 13.6 STANDARD JACKS - REGISTRATION PROGRAM..... | 13-29 |
| 13.6.1 GENERAL.....                             | 13-29 |
| 13.6.2 RATES AND CHARGES .....                  | 13-30 |

## ACCESS SERVICE

## TABLE OF CONTENTS (Cont'd)

|   | PAGE  |     |
|---|-------|-----|
| 13.7 MISCELLANEOUS PROTECTIVE EQUIPMENT AND ARRANGEMENTS.       | 13-35 |     |
| 13.7.1 RESERVED FOR FUTURE USE.....                             | 13-35 | (T) |
| 13.7.2 RESERVED FOR FUTURE USE.....                             | 13-38 | (T) |
| 13.7.3 OTHER PROTECTIVE CONNECTING ARRANGEMENTS .....           | 13-45 |     |
| 13.8 RESERVED FOR FUTURE USE.....                               | 13-56 | (T) |
| 13.9 BILLING NAME AND ADDRESS (BNA) SERVICE .....               | 13-57 |     |
| 13.9.1 GENERAL DESCRIPTION .....                                | 13-57 |     |
| 13.9.2 REGULATIONS .....  | 13-57 |     |
| 13.9.3 PROVISIONS.....  | 13-58 |     |
| 13.9.4 DESCRIPTION AND APPLICATION OF RATES AND CHARGES.....    | 13-60 |     |
| 13.9.5 RATES AND CHARGES .....                                  | 13-60 |     |
| 13.10 ACCESS SERVICE BILLING INFORMATION .....                  | 13-61 | (T) |
| 13.10.1 ACCESS SERVICE BILLING PRIMARY COPY .....               | 13-61 |     |
| 13.10.2 ACCESS SERVICE BILLING OPTIONS.....                     | 13-62 |     |
| 13.10.3 RATES AND CHARGES .....                                 | 13-64 |     |
| 13.11 TANDEM SERVICE PROVIDER BILL DATA ARRANGEMENTS .....      | 13-65 |     |
| 13.11.1 GENERAL DESCRIPTION AND TERMS.....                      | 13-65 |     |
| 13.11.2 TERMINATING USAGE EXCHANGE FROM THE TSP TO THE COMPANY  | 13-65 |     |
| 13.11.3 BILL DATA ARRANGEMENT DISPUTE AND AUDIT PROCEDURES..... | 13-66 |     |
| 13.12 TRAFFIC DATA REPORT SERVICE (TDRS) .....                  | 13-67 | (T) |
| 13.12.1 GENERAL DESCRIPTION .....                               | 13-67 |     |
| 13.12.2 DEFINITIONS.....  | 13-67 |     |
| 13.12.3 REGULATIONS .....                                       | 13-68 |     |
| 13.12.4 RATES AND CHARGES .....                                 | 13-69 |     |

## ACCESS SERVICE

## TABLE OF CONTENTS (Cont'd)

|   | PAGE  |
|---|-------|
| 13.13 PEAK DAY REROUTING.....                                 | 13-70 |
| 13.13.1 GENERAL DESCRIPTION .....                             | 13-70 |
| 13.13.2 REGULATIONS .....                                     | 13-70 |
| 13.14 TELECOMMUNICATIONS RELAY PROVIDER SERVICE .....         | 13-72 |
| 13.14.1 GENERAL DESCRIPTION .....                             | 13-72 |
| 13.14.2 MEASURING A TRS 101XXXX ACCESS MINUTE .....           | 13-72 |
| 13.14.3 DESCRIPTION AND APPLICATION OF RATES AND CHARGES..... | 13-73 |
| 13.15 INTEREXCHANGE CARRIER SUBSCRIPTION.....                 | 13-74 |
| 13.15.1 GENERAL DESCRIPTION .....                             | 13-74 |
| 13.15.2 PROVISIONS.....                                       | 13-74 |
| 13.15.3 RATES AND CHARGES .....                               | 13-79 |
| 13.16 INTERNATIONAL BLOCKING SERVICE .....                    | 13-80 |
| 13.17 900 SERVICE ACCESS RESTRICTION.....                     | 13-81 |

## ACCESS SERVICE

## TABLE OF CONTENTS (Cont'd)

|   | PAGE  |     |
|---|-------|-----|
| 13.18 BASIC PUBLIC ACCESS LINE (PAL) OPTIONAL FEATURES..... | 13-82 |     |
| 13.18.1 ANSWER SUPERVISION-LINESIDE .....                   | 13-82 |     |
| 13.18.2 FRAUD PROTECTION .....                              | 13-82 |     |
| 13.18.3 BLOCKING FOR 101XXXX 1+ AND 101XXXX 011+.....       | 13-83 |     |
| 13.18.4 RATES AND CHARGES .....                             | 13-84 |     |
| 13.19 LOCAL NUMBER PORTABILITY .....                        | 13-85 |     |
| 13.19.1 LOCAL NUMBER PORTABILITY QUERY SERVICE .....        | 13-85 |     |
| 13.19.2 LOCAL NUMBER PORTABILITY END USER CHARGE.....       | 13-89 |     |
| 13.20 FEDERAL UNIVERSAL SERVICE FUND CHARGE .....           | 13-91 |     |
| 13.20.1 GENERAL.....  | 13-91 |     |
| 13.20.2 CHARGE FACTORS .....                                | 13-92 |     |
| 13.21 RESERVE FOR FUTURE USE.....                           | 13-93 |     |
| 13.22 RESERVED FOR FUTURE USE.....                          | 13-94 | (T) |

## ACCESS SERVICE

## TABLE OF CONTENTS (Cont'd)

|  | PAGE  |
|--|-------|
| 14. OPERATING TERRITORIES .....                    | 14-1  |
| 14.1 AZ, CO, ID (BOISE LATA), MT, NM, UT, WY ..... | 14-1  |
| 14.1.1 ARIZONA .....                               | 14-1  |
| 14.1.2 COLORADO .....                              | 14-3  |
| 14.1.3 IDAHO .....                                 | 14-6  |
| 14.1.4 MONTANA .....                               | 14-7  |
| 14.1.5 NEW MEXICO .....                            | 14-9  |
| 14.1.6 UTAH .....                                  | 14-10 |
| 14.1.7 WYOMING .....                               | 14-11 |
| 14.2 IA, MN, NE, ND, SD .....                      | 14-12 |
| 14.2.1 IOWA .....                                  | 14-12 |
| 14.2.2 MINNESOTA .....                             | 14-14 |
| 14.2.3 NEBRASKA .....                              | 14-16 |
| 14.2.4 NORTH DAKOTA .....                          | 14-18 |
| 14.2.5 SOUTH DAKOTA .....                          | 14-20 |
| 14.3 ID (SPOKANE LATA), OR, WA .....               | 14-22 |
| 14.3.1 OREGON .....                                | 14-22 |
| 14.3.2 WASHINGTON .....                            | 14-24 |
| 15. RESERVED FOR FUTURE USE .....                  | 15-1  |



**ACCESS SERVICE**

**TABLE OF CONTENTS (Cont'd)**

|   | <b>PAGE</b> |     |
|---|-------------|-----|
| 16. SWITCHED ACCESS SERVICE – PRICING FLEXIBILITY ..... | 16-1        |     |
| 16.1 GENERAL .....                                      | 16-1        |     |
| 16.2 RATES AND CHARGES .....                            | 16-4        |     |
| 17. RESERVED FOR FUTURE USE .....                       | 17-1        | (T) |
|   |             | (D) |
|   |             | (D) |

**ACCESS SERVICE**

**TABLE OF CONTENTS (Cont'd)**

**PAGE**

(D)

(D)

**ACCESS SERVICE**

**TABLE OF CONTENTS (Cont'd)**

|                                   | <b>PAGE</b> |     |
|-----------------------------------|-------------|-----|
| 18. RESERVED FOR FUTURE USE ..... | 18-1        | (T) |
|                                   |             | (D) |
|                                   |             | (D) |
| 19. RESERVED FOR FUTURE USE ..... | 19-1        | (T) |
|                                   |             | (D) |
|                                   |             | (D) |

## ACCESS SERVICE

## TABLE OF CONTENTS (Cont'd)

|   | PAGE  |
|---|-------|
| 20. COMMON CHANNEL SIGNALING NETWORK .....              | 20-1  |
| 20.1 COMMON CHANNEL SIGNALING ACCESS CAPABILITY.....    | 20-1  |
| 20.1.1 GENERAL DESCRIPTION .....                        | 20-1  |
| 20.1.2 SERVICE DESCRIPTION .....                        | 20-4  |
| 20.1.3 RATE CATEGORIES AND APPLICATIONS .....           | 20-6  |
| 20.1.4 NETWORK MANAGEMENT .....                         | 20-9  |
| 20.1.5 ORDERING REQUIREMENTS .....                      | 20-10 |
| 20.1.6 SERVICE PROVISIONING .....                       | 20-11 |
| 20.1.7 PERFORMANCE REQUIREMENTS.....                    | 20-12 |
| 20.1.8 TESTING REQUIREMENTS .....                       | 20-13 |
| 20.2 CCSAC SERVICE APPLICATIONS.....                    | 20-14 |
| 20.2.1 CALL SET-UP .....                                | 20-14 |
| 20.2.2 FOREIGN DATA BASE QUERIES .....                  | 20-14 |
| 20.2.3 LINE INFORMATION DATA BASE SERVICE (LIDB) .....  | 20-15 |
| 20.2.4 LOCAL NUMBER PORTABILITY DATA BASE SERVICE ..... | 20-23 |
| 20.3 RATES AND CHARGES .....                            | 20-26 |
| 20.3.1 CCSAC.....                                       | 20-26 |
| 20.3.2 LINE INFORMATION DATA BASE SERVICE (LIDB) .....  | 20-29 |
| 20.3.3 LOCAL NUMBER PORTABILITY DATA BASE SERVICE ..... | 20-29 |

## ACCESS SERVICE

## TABLE OF CONTENTS (Cont'd)

|   | PAGE  |     |
|---|-------|-----|
| 21. EXPANDED INTERCONNECTION - COLLOCATION (EIC) SERVICE.....                               | 21-1  |     |
| 21.1 GENERAL .....  | 21-1  |     |
| 21.2 SERVICE DESCRIPTIONS .....   | 21-5  |     |
| 21.2.1 EXPANDED INTERCONNECTION CHANNEL TERMINATIONS<br>AND INTERCONNECTION TIE PAIRS ..... | 21-5  |     |
| 21.3 VIRTUAL EIC SERVICE .....  | 21-11 |     |
| 21.3.1 GENERAL REGULATIONS.....   | 21-11 |     |
| 21.3.2 APPLICATION FOR VIRTUAL EIC .....  | 21-15 |     |
| 21.3.3 INVENTORY, QPF AND CANCELLATION OF SERVICE.....                                      | 21-16 |     |
| 21.3.4 IDE TRANSFER OF POSSESSION .....   | 21-19 |     |
| 21.3.5 INSTALLATION AND MAINTENANCE.....  | 21-26 |     |
| 21.4 RATE REGULATIONS .....   | 21-28 |     |
| 21.4.1 TYPES OF RATES AND CHARGES .....   | 21-28 |     |
| 21.4.2 RATE CATEGORIES.....   | 21-29 |     |
| 21.5 RATES AND CHARGES .....  | 21-39 |     |
| 21.5.1 VEIC FEES .....  | 21-39 |     |
| 21.5.2 EXPANDED INTERCONNECTION CHANNEL TERMINATIONS<br>AND INTERCONNECTION TIE PAIRS ..... | 21-40 |     |
| 21.5.3 VEIC COMMON COMPONENTS .....   | 21-42 |     |
| 21.5.4 MICROWAVE EIC.....   | 21-48 |     |
| 21.6 RATES AND CHARGES - INDIVIDUAL CASE FILINGS .....                                      | 21-48 |     |
| 21.99 RESERVED FOR FUTURE USE.....  | 21-49 | (T) |
|   |       | (D) |

**ACCESS SERVICE**

**TABLE OF CONTENTS (Cont'd)**

|                                      | <b>PAGE</b> |
|--------------------------------------|-------------|
| 22. OPERATOR ASSISTANCE SERVICE..... | 22-1        |

(D)

(D)

## ACCESS SERVICE

## TABLE OF CONTENTS (Cont'd)

|                                   | PAGE  |     |
|-----------------------------------|-------|-----|
| 23. WIRE CENTERS.....             | 23-1  |     |
| 23.1 GENERAL DESCRIPTION .....    | 23-1  |     |
| 23.2 ARIZONA.....                 | 23-2  |     |
| 23.3 COLORADO.....                | 23-5  |     |
| 23.4 IDAHO .....                  | 23-9  |     |
| 23.5 IOWA.....                    | 23-10 |     |
| 23.6 MINNESOTA.....               | 23-13 |     |
| 23.7 MONTANA.....                 | 23-16 |     |
| 23.8 NEBRASKA .....               | 23-17 |     |
| 23.9 NEW MEXICO .....             | 23-18 |     |
| 23.10 NORTH DAKOTA .....          | 23-19 |     |
| 23.11 OREGON.....                 | 23-20 |     |
| 23.12 SOUTH DAKOTA .....          | 23-22 |     |
| 23.13 UTAH .....                  | 23-23 |     |
| 23.14 WASHINGTON.....             | 23-25 |     |
| 23.15 WYOMING.....                | 23-28 |     |
| 24. RESERVED FOR FUTURE USE ..... | 24-1  | (T) |
|                                   |       | (D) |
|                                   |       | (D) |

**ACCESS SERVICE**

**CONCURRING CARRIERS**

The El Paso County Telephone Company

931 14th Street  
Denver, Colorado 80202

(T)

**CONNECTING CARRIERS**

NO CONNECTING CARRIERS

**OTHER PARTICIPATING CARRIERS**

NO OTHER PARTICIPATING CARRIERS



**ACCESS SERVICE**

**REGISTERED SERVICE MARKS AND TRADEMARKS**

Marks are identified in text throughout this document in all caps and italics, e.g.,  
*COMMAND A LINK*.

**REGISTERED SERVICE MARKS**

COMMAND A LINK

DATAPHONE

SWITCHNET 56

DID

**THE FOLLOWING ARE SERVICE MARKS OF QWEST CORPORATION BUT ARE  
NOT FEDERALLY REGISTERED:**

**REGISTERED TRADEMARKS**

None

**ACCESS SERVICE**

**EXPLANATION OF SYMBOLS**

- (C) - To signify changed regulation
- (D) - To signify discontinued rate or regulation
- (I) - To signify increase
- (M) - To signify matter relocated without change
- (N) - To signify new rate or regulation
- (R) - To signify reduction
- (S) - To signify reissued matter
- (T) - To signify a change in text but no change in rate or regulation
- (Z) - To signify a correction

## ACCESS SERVICE

## EXPLANATION OF ABBREVIATIONS

|        |  |     |
|--------|--|-----|
| ABD    | - Average Business Day   |     |
| ac     | - alternating current  |     |
| ACS    | - Advanced Communications Services                                 |     |
| ADSL   | - Asymmetrical Digital Subscriber Line                             |     |
| AML    | - Actual Measured Loss   |     |
| ANI    | - Automatic Number Identification                                  |     |
| ANSI   | - American National Standards Institute                            |     |
| AP     | - Program Audio  |     |
| ARC    | - Access Recovery Charge   | (N) |
| ASCII  | - American National Standard Code for Information Interchange      |     |
| AT&T   | - American Telephone and Telegraph Company                         |     |
| ATTP   | - Access Tandem Trunk Port   |     |
|        |  |     |
| BD     | - Business Day   |     |
| BDS    | - Business Data Services   |     |
| BHMC   | - Busy Hour Minutes of Capacity                                    |     |
| BPS    | - Bits Per Second  |     |
|        |  |     |
| CAROT  | - Centralized Automatic Reporting on Trunks                        |     |
| CCITT  | - Consultative Committee for International Telephone and Telegraph |     |
| CCL    | - Call Completion Link   |     |
| CCSN   | - Common Channel Signaling Network                                 |     |
| CCSAC  | - Common Channel Signaling Access Capability                       |     |
| CI     | - Channel Interface  |     |
| CIR    | - Committed Information Rate                                       |     |
| CNCC   | - Customer Network Control Center                                  |     |
| CO     | - Central Office   |     |
| COCTX  | - Central Office Centrex   |     |
| Cont'd | - Continued  |     |
| CPE    | - Customer Provided Equipment                                      |     |
| CSACC  | - Customer Service Administration Control Center                   |     |
| CSL    | - Circuit Switched Lineside  |     |
| CST    | - Circuit Switched Trunkside                                       |     |
| Ctx    | - Centrex  |     |

## ACCESS SERVICE

## EXPLANATION OF ABBREVIATIONS (Cont'd)

|            |   |
|------------|---|
| DA         | - Directory Assistance                              |
| dB         | - decibel   |
| dBm        | - Decibel milliwatt                                 |
| dBrc       | - Decibel Reference Noise C-Message Weighting       |
| dBrc0      | - Decibel Reference Noise C-Message Referenced to 0 |
| dBv        | - Decibel(s) relative to 1 volt (reference)         |
| dBvL       | - Decibel(s) relating to 1 volt (reference)         |
| dc         | - direct current                                    |
| DDA        | - Digital Data Access                               |
| DDS        | - Digital Data Service                              |
| <i>DID</i> | - Direct-Inward-Dial                                |
| DNAL       | - Dedicated Network Access Link                     |
| DP         | - Dial Pulse Address Signaling                      |
| EDD        | - Envelope Delay Distortion                         |
| EIC        | - Expanded Interconnection - Collocation            |
| EICT       | - Expanded Interconnection Channel Termination      |
| 800 DB     | - 800 Data Base                                     |
| ELEPL      | - Equal Level Echo Path Loss                        |
| EML        | - Expected Measured Loss                            |
| EPL        | - Echo Path Loss                                    |
| ERL        | - Echo Return Loss                                  |
| ESS        | - Electronic Switching System                       |
| ESSX       | - Electronic Switching System Exchange              |
| EUCT       | - End User Channel Termination                      |
| f          | - frequency   |
| F.C.C.     | - Federal Communications Commission                 |
| FSPOI      | - Facility Signaling Point of Interconnection       |
| FX         | - Foreign Exchange                                  |

(N)

(D)

## ACCESS SERVICE

## EXPLANATION OF ABBREVIATIONS (Cont'd)

|           |   |
|-----------|---|
| H         | - Historical  |
| HC        | - High Capacity   |
| Hz        | - Hertz   |
| IAL       | - Immediate Action Limits   |
| IC        | - Interexchange Carrier   |
| ICB       | - Individual Case Basis   |
| ICL       | - Inserted Connection Loss  |
| ICLID     | - Caller Identification - Number  |
| ISDL      | - ISDN Digital Subscriber Line  |
| ISDN-BRI  | - Integrated Services Digital Network Basic Rate Interface                        |
| ISDN-PRI  | - Integrated Services Digital Network Primary Rate Interface                      |
| ISUP      | - Integrated Services Digital Network User Part                                   |
| ITP       | - Interconnection Tie Pair  |
| ITR       | - Information Transfer Rate   |
| kbps      | - kilobits per second   |
| kHz       | - kilohertz   |
| LATA      | - Local Access and Transport Area   |
| LIDB      | - Line Information Data Base  |
| LRN       | - Location Routing Number   |
| LNP       | - Local Number Portability  |
| LNS       | - L2TP Network Service  |
| LSP       | - Local Service Provider  |
| L2TP      | - Layer 2 Tunneling Protocol  |
| Ma        | - milliamperes  |
| MAS       | - Modem Aggregation Service   |
| Mbps      | - Megabits per second   |
| MDS       | - Message Delivery Service  |
| MDSI      | - Message Delivery Service - Interoffice  |
| MF        | - Multifrequency Address Signaling  |
| MHz       | - Megahertz   |
| MOU       | - Minutes of Use  |
| MPTS      | - Multiple POTS Tandem Sectorization  |
| MRC       | - Monthly Recurring Charge  |
| MT        | - Metallic  |
| MT        | - Message Telecommunications Service(s)   |
| MTS/WATS- | Message Telecommunications Service and/or<br>Wide Area Telecommunications Service |

## ACCESS SERVICE

## EXPLANATION OF ABBREVIATIONS (Cont'd)

|               |  |
|---------------|--|
| NDA           | - National Voice DA  |
| NNI           | - Network-To-Network Interface   |
| NNIT          | - Network-To-Network Information Transfer  |
| NPA           | - Numbering Plan Area  |
| NRC           | - Nonrecurring Charge  |
| NTS           | - Non-Traffic Sensitive  |
| NXX           | - Three Digit Central Office Code  |
| OLNS          | - Originating Line Number Screening  |
| OPC           | - Originating Point Code   |
| OTPL          | - Zero Transmission Level Point  |
| PAL           | - Public Access Line   |
| PBX           | - Private Branch Exchange  |
| PCM           | - Pulse Code Modulation  |
| PI            | - Priority Installation  |
| PICC          | - Presubscribed Interexchange Carrier Charge                                     |
| PLR           | - Private Line Ringdown  |
| POT           | - Point of Termination   |
| PPP           | - Point to Point Protocol  |
| PR            | - Priority Restoration   |
| PSTN          | - Public Switched Telephone Network  |
| PVU           | - Percent VoIP Usage   |
| rms           | - root-mean-square   |
| RSM           | - Remote Switching Modules   |
| RSMS/<br>NPAC | - Regional Service Management System/Number Portability<br>Administration Center |
| RDA           | - Regional Voice DA  |
| RSS           | - Remote Switching Systems   |

## ACCESS SERVICE

## EXPLANATION OF ABBREVIATIONS (Cont'd)

|         |  |
|---------|--|
| S       | - Standard                                       |
| SCP     | - Service Control Point                          |
| SCRS    | - Sustained Cell Rate Service                    |
| SDS     | - Switched Data Service                          |
| SLC     | - Subscriber Line Charge                         |
| SMS/800 | - Service Management System/800                  |
| SP      | - Signal Point                                   |
| SPUR    | - Service Provided Upon Request                  |
| SRL     | - Singing Return Loss                            |
| SSN     | - Switched Service Network                       |
| SSP     | - Service Switching Point                        |
| SP      | - Service Point                                  |
| STP     | - Signal Transfer Point                          |
| SWC     | - Serving Wire Center                            |
| SS7     | - Signaling System 7                             |
| T       | - Transitional                                   |
| TCAP    | - Transaction Capabilities Application Part      |
| TDM     | - Time Division Multiplexing                     |
| TDRS    | - Traffic Data Report Service                    |
| TN      | - Telecommunications Number                      |
| TES     | - Telephone Exchange Service(s)                  |
| TG      | - Telegraph Grade                                |
| TLP     | - Transmission Level Point                       |
| TSI     | - Tandem Signaling Information                   |
| TSP     | - Tandem Service Provider                        |
| TSP     | - Telecommunications Service Priority            |
| TSPS    | - Traffic Service Position System                |
| TV      | - Television                                     |
| UCD     | - Uniform Call Distribution                      |
| UNE     | - Unbundled Network Element                      |
| UNI     | - User-To-Network Interface                      |
| UNIT    | - User-To-Network Information Transfer           |
| VEIC    | - Virtual Expanded Interconnection - Collocation |
| VG      | - Voice Grade                                    |
| V & H   | - Vertical & Horizontal                          |
| VoIP    | - Voice over Internet Protocol                   |
| WATS    | - Wide Area Telecommunications Service(s)        |

(N)

(T)

**ACCESS SERVICE**

**REFERENCE TO OTHER TARIFFS**

Whenever reference is made in this Tariff to other tariffs, the reference is to the tariffs in force as of the effective date of this Tariff, and to amendments thereto and successive issues thereof.

**REFERENCE TO TECHNICAL PUBLICATIONS**

The following technical publications are referenced in this Tariff and may be obtained from Telcordia, Customer Service, 8 Corporate Place, PYA-3A184, Piscataway, NJ 08854-4196.

Telcordia Pre-Divestiture Technical Reference:

PUB 41004 (MDP-326-584) Data Communications Using Voice Band Private  
Line Channels  
Issued: October, 1973 Available: October, 1973



**ACCESS SERVICE****REFERENCE TO TECHNICAL PUBLICATIONS**

## Telcordia Technical Reference:

GR-20-CORE

Issued: September, 1994

Available: September, 1994

TR-NWT-000031

Issued: August, 1997

Available: August, 1997

GR-32-CORE

Issued: June, 2000

Available: June, 2000

GR-54-CORE

Issued: December, 1995

Available: December, 1995

GR-63-CORE

Issued: October, 1995

Available: October, 1995

FR-64

Issued: March, 1997

Available: March, 1997

TR-NPL-000175

Issued: July, 1985

Available: July, 1985

SR-TAP-000191

Issued: December, 1989

Available: December, 1989

TR-NPL-000258

Issued: October, 1985

Available: October, 1985

**ACCESS SERVICE**

**REFERENCE TO TECHNICAL PUBLICATIONS**

Telcordia Technical Reference: (Cont'd)

|  |                           |
|--|---------------------------|
| FR-271<br>Issued: May, 1997            | Available: May, 1997      |
| TR-NWT-000283<br>Issued: May, 1991     | Available: May, 1991      |
| SR-320<br>Issued: May, 1997            | Available: May, 1997      |
| GR-334-CORE<br>Issued: June, 1994      | Available: June, 1994     |
| TR-NWT-000335<br>Issued: May, 1993     | Available: May, 1993      |
| TR-NPL-000336<br>Issued: October, 1987 | Available: December, 1987 |
| GR-338-CORE<br>Issued: December, 1995  | Available: December, 1995 |

**ACCESS SERVICE**

**REFERENCE TO TECHNICAL PUBLICATIONS**

Telcordia Technical Reference: (Cont'd)

GR-342-CORE

Issued: December, 1995

Available: December, 1995

GR-394-CORE

Issued: November, 1998

Available: November, 1998

GR-569-CORE

Issued: June, 2000

Available: June, 2000

GR-905-CORE

Issued: December, 1998

Available: December, 1998

**ACCESS SERVICE****REFERENCE TO TECHNICAL PUBLICATIONS**

Telcordia Technical Reference: (Cont'd)

GR-954-CORE

Issued: August, 1997

Available: August, 1997

SR-BDS-000983

Issued: June, 1994

Available: June, 1994

SR-TAP-000984

Issued: March, 1988

Available: March, 1988

GR-1158-CORE

Issued: August, 1997

Available: August, 1997

GR-3016-CORE

Issued: August, 2001

Available: August, 2001

GR-3334-CORE

Issued: November, 1994

Available: November, 1994

GR-1193-CORE

Issued: February, 2002

Available: February, 2002

GR-283-CORE

Issued: February, 2002

Available: February, 2002

**ACCESS SERVICE****REFERENCE TO TECHNICAL PUBLICATIONS (Cont'd)**

The following Qwest Corporation Technical publications are referenced in this Tariff and may be viewed at <http://www.qwest.com/techpub>

|  |                            |
|--|----------------------------|
| PUB 77200 Issue F<br>Issued: September, 2001 | Available: September, 2001 |
| PUB 77203 Issue F<br>Issued: September, 2007 | Available: September, 2007 |
| PUB 77204 Issue E<br>Issued: September, 2001 | Available: September, 2001 |
| PUB 77307 Issue B<br>Issued: July, 2001      | Available: July, 2001      |
| PUB 77308 Issue B<br>Issued: September, 2001 | Available: September, 2001 |
| PUB 77309 Issue C<br>Issued: September, 2001 | Available: September, 2001 |
| PUB 77310 Issue C<br>Issued: September, 2001 | Available: September, 2001 |
| PUB 77312 Issue G<br>Issued: September, 2001 | Available: September, 2001 |
| PUB 77321 Issue A<br>Issued: June, 1988      | Available: June, 1988      |

**ACCESS SERVICE****REFERENCE TO TECHNICAL PUBLICATIONS****Qwest Corporation Technical Publication (Cont'd)**

|  |                            |
|--|----------------------------|
| PUB 77324 Issue F<br>Issued: January, 2005   | Available: January, 2005   |
| PUB 77326 Issue E<br>Issued: September, 2001 | Available: September, 2001 |
| PUB 77331 Issue E<br>Issued: September, 2001 | Available: September, 2001 |
| PUB 77340 Issue G<br>Issued: October, 2007   | Available: October, 2007   |
| PUB 77342 Issue H<br>Issued: March, 2006     | Available: March, 2006     |
| PUB 77344 Issue B<br>Issued: September, 2001 | Available: September, 2001 |
| PUB 77346 Issue P<br>Issued: November, 2008  | Available: November, 2008  |
| PUB 77348 Issue D<br>Issued: September, 2001 | Available: September, 2001 |
| PUB 77359 Issue I<br>Issued: October, 2001   | Available: October, 2001   |
| PUB 77368 Issue F<br>Issued: July, 2009      | Available: July, 2009      |
| PUB 77372 Issue H<br>Issued: December, 2000  | Available: December, 2000  |

**ACCESS SERVICE****REFERENCE TO TECHNICAL PUBLICATIONS****Qwest Corporation Technical Publication (Cont'd)**

|  |                            |
|--|----------------------------|
| PUB 77375 Issue G<br>Issued: June, 2008      | Available: June, 2008      |
| PUB 77376 Issue C<br>Issued: September, 2001 | Available: September, 2001 |
| PUB 77386 Issue M<br>Issued: October, 2007   | Available: October, 2007   |
| PUB 77392 Issue Q<br>Issued: May, 2007       | Available: May, 2007       |
| PUB 77399 Issue C<br>Issued: June, 2002      | Available: June, 2002      |
| PUB 77410 Issue A<br>Issued: March, 2002     | Available: March, 2002     |
| PUB 77419 Issue A<br>Issued: June, 2010      | Available: June, 2010      |
| PUB 77420 Issue D<br>Issued: November, 2009  | Available: November, 2009  |

**ACCESS SERVICE****REFERENCE TO TECHNICAL PUBLICATIONS (Cont'd)**

The following American National Standards Institute, Inc. (ANSI), technical publications are referenced in this Tariff and may be obtained from ANSI, Customer Services, 11 W. 42 Street, New York, NY 10036:

| <b>CATEGORY OF SERVICE</b> | <b>TECHNICAL REFERENCES</b>    | <b>TITLE</b>   |
|----------------------------|--------------------------------|--|
| ANSI ESF                   | ANSI T1.403<br>Available: 1995 | Network-to-Customer Installation<br>DS1 Metallic Interface |

(D)

(D)



**ACCESS SERVICE**

**REFERENCE TO TECHNICAL PUBLICATIONS (Cont'd)**

The following technical publication is referenced in this Tariff and may be obtained from the Bell Communications Technical Education Center, Room B02, 6200 Route 53, Lisle, IL 60532.

Telecommunications Transmission Engineering  
Volume 3 - Networks and Services (Chapters 6 and 7)  
Second Edition, 1980  
Issued: June, 1980                      Available: June, 1980

The following Technical Publication is referenced in this Tariff and may be obtained from the National Exchange Carrier Association, Inc., Director - Tariff and Regulatory Matters, 100 S. Jefferson Road, Whippany, NJ 07981 and the Federal Communications Commission's commercial contractor.

PUB AS No. 1, Issue 2  
Issued: May, 1984                      Available: May, 1984

The following publication is referenced in this Tariff and may be obtained from the Federal Communications Commission's commercial contractor.

National Exchange Carrier Association, Inc.  
Tariff F.C.C. No. 4  
Issued: February, 1987                      Available: March, 1987

**ACCESS SERVICE**

**REFERENCE TO TECHNICAL PUBLICATIONS (Cont'd)**

The following publication, referenced in this Tariff, is available for inspection in the Public Reference Room of the Tariff Division at the main building of the Federal Communications Commission located at 1919 M Street N.W., Washington, D.C., and may be obtained from the Federal Communications Commission's commercial contractor:

CC Docket No. 83-1145, Phase I  
Memorandum Opinion and Order  
(Including Appendices A, B, and C)  
Adopted: May 31, 1985      Released: June 12, 1985

The following publications are referenced in this Tariff and may be obtained through the Government Printing Office, Superintendent of Documents, Document Control Branch, 941 N. Capitol St., N.E., Washington, D.C. 20401.

Telecommunications Service Priority (TSP) System for National Security  
Emergency Preparedness (NSEP) Service Vendor Handbook, National  
Communications System (NCS) H 3-1-2  
Issued: July 9, 1990      Released: August, 1990

Telecommunications Service Priority (TSP) System for National Security  
Emergency Preparedness (NSEP) Service User Manual, National  
Communications System (NCS) M 3-1-1  
Issued: July 9, 1990      Released: August, 1990

**ACCESS SERVICE**

**REFERENCE TO TECHNICAL PUBLICATIONS (Cont'd)**

The following publication is referenced in this Tariff and may be obtained from Telcordia Number Administration and Service Center (NASC), 920 West Mount Pleasant Avenue, Livingston, New Jersey 07039-0486.

Guidelines for 800 Data Base, Issue 2.0

Issued: November, 1992

Available: November, 1992

The following publication is referenced in this Tariff and may be obtained from Telcordia, Customer Service, 8 Corporate Place, PYA-3A184, Piscataway, NJ 08854-4196

SMS/800 User Guide: 800 Service Management, Issue 19

Issued: May, 1997

Available: May, 1997

The following publications, referenced in this Tariff, may be obtained by contacting the Qwest Corporation Account Representative.

Qwest Corporation Service Interval Guide

Issued: November, 1988

Available: November, 1988

Qwest Corporation Tandem Sectorization Guide

Issued: September, 1990

Available: September, 1990

**ACCESS SERVICE**

**REFERENCE TO TECHNICAL PUBLICATIONS (Cont'd)**

The following publication is referenced in this Tariff and may be obtained from I.T.S., F.C.C., 1919 M. Street NW, Washington D.C. 20554.

CenturyLink  
Tariff F.C.C. No. 12  
Issued: May, 2013

Available: May, 2013

(T)

The following publication is referenced in this Tariff and may be obtained from Nortel Networks / MS D15010B6, 35 Davis Drive, RTP, NC 27709.

Nortel Networks  
Issue No. 15.0  
Issued: September 6, 2000

Available: September 6, 2000

## ACCESS SERVICE

## 1. APPLICATION OF TARIFF

- A. This Tariff contains regulations, rates and charges applicable to the provision of Carrier Common Line, End User Access, Universal Service Fund, Switched Access, Private Line Transport Services, Non-Competitive End User Channel Termination (EUCT), Expanded Interconnection-Collocation Service and other miscellaneous services, hereinafter referred to collectively as service(s), provided by Qwest Corporation d/b/a CenturyLink QC, hereinafter respectively referred to as the Telephone Company or Company, to customers.

(C)  
(C)

The Private Transport Service regulations, rates and charges in this tariff are for Private Line Transport End User Channel Terminations in non-competitive areas. In some instances, Private Line Transport Services will be referred to in general terms to assist in understanding the services that encompass an entire circuit

(N)

Private Line Transport Service that remains subject to Section 203 of the Communications Act must be filed in this tariff. Private Line Transport Service not subject to Section 203 is provided outside this tariff. Documents, agreements or contracts that provide service outside this tariff may be accessed at the Company's website or the Company's other designated location. Rates and regulations for Private Line Transport Service provided outside this tariff cannot supersede, negate or revise the rates and regulations contained within this tariff, and deemed lawful status does not convey to such non-tariffed services.

(N)

Pursuant to the Commission's Rules, regulations concerning administration and billing of Universal Service Fund rates and charges are contained in Section 13 herein.

- B. The provision of such services by the Company as set forth in this Tariff does not constitute a joint undertaking with the customer for the furnishing of any service.
- C. The operating territories of Qwest Corporation d/b/a CenturyLink QC and its concurring carriers comprise the following locations set forth in Section 14, following, for the states of Arizona, Colorado, Idaho, Iowa, Minnesota, Montana, Nebraska, New Mexico, North Dakota, Oregon, South Dakota, Utah, Washington and Wyoming.

(T)

## ACCESS SERVICE

## 2. GENERAL REGULATIONS

| ALPHABETICAL BY SUBJECT  | PAGE  |     |
|--|-------|-----|
| Availability for Testing .....   | 2-15  |     |
| Balance .....  | 2-15  |     |
| Cancellation of an Order for Service.....  | 2-57  |     |
| Changes and Substitutions.....   | 2-8   |     |
| Claims and Demands for Damages .....   | 2-16  |     |
| Commingling .....  | 2-13  |     |
| Confidential Customer Information .....  | 2-11  |     |
| Connections .....  | 2-75  |     |
| Coordination with Respect to Network Contingencies .....   | 2-11  |     |
| Credit Allowance for Service Interruptions.....  | 2-57  |     |
| Damages .....  | 2-14  |     |
| Definitions .....  | 2-76  |     |
| Design of Customer Services.....   | 2-16  |     |
| Determination of Interstate Charges for Mixed Interstate<br>and Intrastate Access Service.....   | 2-44  |     |
| Determination of Jurisdiction for :  |       |     |
| Access Service Billing.....  | 2-42  |     |
| Expanded Interconnection-Collocation Service.....  | 2-42  | (D) |
| Mixed Interstate and Intrastate Private Line Transport Service .....                             | 2-42  |     |
| Determination of the Customer of Record for:   |       |     |
| Private Line Transport Service.....  | 2-47  |     |
| Private Line Transport Service Connected to<br>Expanded Interconnection-Collocation Service..... | 2-47  |     |
| Determination of the Customer of Record When   |       | (N) |
| Switched Access Service Connects to  |       | (T) |
| Expanded Interconnection-Collocation Service.....  | 2-49  |     |
| Switched Access Service Utilizes Tandem Signaling Information.....                               | 2-50  |     |
| DS1 and DS3 PLTS with Switched Access Service .....  | 2-112 | (D) |
|  |       | (D) |
| Equipment Space and Power .....  | 2-15  |     |
| Expanded Interconnection Channel Termination and<br>Interconnection Tie Pair .....               | 2-117 |     |
| Identification and Rating of VoIP-PSTN Traffic.....  | 2-37  |     |
| Installation and Termination of Services.....  | 2-7   |     |
| Insurance for Expanded Interconnection-Collocation.....  | 2-45  |     |
| Interference or Impairment and Unlawful Use .....  | 2-12  |     |

## ACCESS SERVICE

## 2. GENERAL REGULATIONS

| <b>Alphabetical By SUBJECT</b>   | <b>PAGE</b> |     |
|--|-------------|-----|
| Jurisdictional Reports Requirements.....   | 2-18        |     |
| Late Payment Penalty .....   | 2-53        |     |
| Liability .....  | 2-3         |     |
| Limitation of Use of Metallic Facilities .....   | 2-10        |     |
| Limitations .....  | 2-1         |     |
| Maintaining Services .....   | 2-7         |     |
| Minimum Periods.....   | 2-56        |     |
| Notification of Service-Affecting Activities.....  | 2-10        |     |
| Obligations of the Customer .....  | 2-14        |     |
| Coordination With Respect to Network Contingencies .....   | 2-17        | (N) |
| Ordering, Rating and Billing of Access Services Where<br>More Than One Exchange Telephone Company is Involved.....                       | 2-65        |     |
| Ordering, Rating and Billing of Switched Access Service Provided<br>In Conjunction with a Commercial Mobile Radio Service Provider ..... | 2-74        |     |
| Ownership of Facilities.....   | 2-14        |     |
| Payment Arrangements and Credit Allowances .....   | 2-51        |     |
| Payment of Rates, Charges and Deposits .....   | 2-51        |     |
| PLTS SONET Ring Service with Switched Access Service .....   | 2-118       |     |
| PLTS with Local Exchange Service.....  | 2-112       |     |
| Provision and Ownership.....   | 2-11        |     |
| Provision of Services.....   | 2-7         |     |
| Re-establishment of Service Following Fire, Flood or Other Occurrence..  | 2-64        |     |
| References to the Telephone Company .....  | 2-16        |     |
| Refusal and Discontinuance of Services .....   | 2-9         |     |
| Scope .....  | 2-1         |     |
| Shared Use Regulations.....  | 2-111       |     |
| Switched DS3 Facility with CCSAC Service .....   | 2-117       |     |
| Synchronous Service Transport (SST) PLTS with Switched Access Service  | 2-115       |     |
| Title or Ownership Rights .....  | 2-65        |     |
| Undertaking of the Telephone Company.....  | 2-1         |     |
| Use .....  | 2-12        |     |
| UNE to Private Line Conversions.....   | 2-13        |     |

**ACCESS SERVICE****2. GENERAL REGULATIONS****2.1 UNDERTAKING OF THE TELEPHONE COMPANY**

For Private Line Transport Services only Non-Competitive End-User Channel Terminations (EUCT) are filed as part of this tariff. General Regulations for other Private Line Transport Services to complete the circuit are outside this tariff and can be accessed at the Company's website or Company's other designated location.

(N)  
|  
(N)

**2.1.1 SCOPE**

- A. The Company does not undertake to transmit messages under this Tariff.
- B. The Company shall be responsible only for the installation, operation and maintenance of the services, which it provides.
- C. The Company will, for maintenance purposes, test its services only to the extent necessary to detect and/or clear troubles.
- D. Services are provided 24 hours daily, 7 days per week except as set forth in other applicable sections of this Tariff.
- E. The Company does not warrant that its facilities and services meet standards other than those set forth in this Tariff.

**2.1.2 LIMITATIONS**

- A. The customer may not assign or transfer the use of services provided under this Tariff except as specified, following. Where there is no interruption of use or relocation of the services, at that time or within the 12 months following the transfer of use, such assignment or transfer may be made if the conditions in 1.-4., following, are met. If the customer does not meet the preceding 12-month criteria, a charge equal to the remainder of the 12-month recurring charges and Termination Liability applies.
  - 1. Another customer, whether an individual, partnership, association or corporation, provided the assignee or transferee assumes all outstanding indebtedness for such services, and the unexpired portion of the minimum period and the termination liability applicable to such services, if any; or



## ACCESS SERVICE

## 2. GENERAL REGULATIONS

## 2.1 UNDERTAKING OF THE TELEPHONE COMPANY

## 2.1.2 LIMITATIONS

## A. (Cont'd)

2. A court appointed receiver, trustee or other person acting pursuant to law in bankruptcy, receivership, reorganization, insolvency, liquidation or other similar proceedings, provided the assignee or transferee assumes the unexpired portion of the minimum period and the termination liability applicable to such services, if any.

In all cases of assignment or transfer, the written acknowledgment of the Telephone Company is required prior to such assignment or transfer which acknowledgment shall be made within 15 days from the receipt of notification. All regulations and conditions contained in this Tariff shall apply to such assignee or transferee.

The assignment or transfer of services does not relieve or discharge the assignor or transferor from remaining jointly or severally liable with the assignee or transferee for any obligations existing at the time of the assignment or transfer.

The assignor or transferor and the assignee or transferee will be required to sign a Transfer of Use Agreement assuming all outstanding indebtedness as set forth in 2.1.2.A.1., preceding. In all cases where there is no interruption of use or relocation of the services (i.e., change in Carrier Identification Code (CIC) or any other technical and or physical change to the service), administrative changes will be made without charge(s).

3. Another customer, whether an individual, partnership, association or corporation, provided assignment or transfer is done solely to accommodate the sale of one company to a different company for Expanded Interconnection-Collocation Service.

(D)  
(D)

- B. The regulations for installation and restoration of Telecommunications Service Priority (TSP) System Services shall be subject to Part 64.401, Appendix A, of the Federal Communications Commission's Rules and Regulations and Section 10, following.
- C. Subject to compliance with the rules mentioned in B. preceding, the services offered herein will be provided to customers on a first-come, first-served basis.

**ACCESS SERVICE**

**2. GENERAL REGULATIONS**

**2.1 UNDERTAKING OF THE TELEPHONE COMPANY (Cont'd)**

**2.1.3 LIABILITY**

**A. General**

1. The Company shall not be liable for any act or omission of any other carrier or customer providing a portion of a service, nor shall the Company for its own act or omission hold liable any other carrier or customer providing a portion of a service.
2. The Company shall be indemnified, defended and held harmless by the end user, interconnector or IC against any claim, loss or damage arising from the end user's, interconnector's or IC's use of services offered under this Tariff, involving:
  - a. Claims for libel, slander, invasion of privacy, or infringement of copyright arising from the end user's, interconnector's or IC's own communications;
  - b. Claims for patent infringement arising from the end user's acts combining or using the service furnished by the Company in connection with facilities or equipment furnished by the end user or IC or;
  - c. All other claims arising out of any act or omission of the end user or interconnector in the course of using services provided pursuant to this Tariff;
  - d. All taxes (e.g., sales use, gross receipts, excise or other transaction tax or taxes) relating to the interconnector's purchase, sale or use of VEIC equipment;
  - e. Any VEIC equipment which is defective or unreasonably dangerous,
  - f. Any breach of this Tariff by the end user, interconnector or IC; or
  - g. Entering any Company-owned facility housing (e.g., above ground cabinets, underground utility vaults, utility hole, hand hole, etc.) for any purpose.

**ACCESS SERVICE****2. GENERAL REGULATIONS****2.1 UNDERTAKING OF THE TELEPHONE COMPANY****2.1.3 LIABILITY****A. General (Cont'd)**

3. The interconnector shall indemnify and hold harmless the Company from and against all liabilities that may result by reason of any infringement or claim of infringement of any patent, trademark, copyright, trade secret or other proprietary right relating to VEIC equipment and/or the use thereof. The interconnector will defend and/or settle at its own expense any action brought against the Company to the extent that it is based on a claim that VEIC equipment and/or the use thereof, infringe any patent, trademark, copyright, trade secret or other proprietary right.
4. The Company shall be indemnified, defended and held harmless by the interconnector against any claim, loss, damage, penalty, fine, liabilities or costs arising from the transportation, use, packaging, marking, identification, storage, handling and/or disposition of VEIC equipment in connection with any laws, regulations, rules, ordinances or orders governing hazardous materials, hazardous substances, hazardous wastes and similar items, or governing environmental, health or safety matters, including but not limited to the Hazardous Materials Transportation Act, the Resource Conservation and Recovery Act, the Toxic Substance Control Act of 1976, the Comprehensive Environmental Response, Compensation and Liability Act of 1980 and the Occupation Safety and Health Act of 1970.
5. No license under patents (other than the limited license to use) is granted by the Company or shall be implied or arise by estoppel, with respect to any service offered under this Tariff. The Company will defend the customer against claims of patent infringement arising solely from the use by the customer of services offered under this Tariff (but not those arising in connection with VEIC equipment) and will indemnify such customer for any damages awarded based solely on such claims.
6. The Company's failure to provide or maintain services under this Tariff shall be excused by labor difficulties, governmental orders, civil commotions, criminal actions taken against the Company, acts of God, casualties and other circumstances beyond the Company's reasonable control, subject to the Credit Allowance for a Service Interruption as set forth in 2.4.4, following.
7. The Company does not guarantee or make any warranty with respect to its services when used in an explosive atmosphere. The Company shall be indemnified, defended and held harmless by the customer from any and all claims by any person relating to such customer's use of services so provided.

**ACCESS SERVICE**

**2. GENERAL REGULATIONS**

**2.1 UNDERTAKING OF THE TELEPHONE COMPANY**

**2.1.3 LIABILITY**

**A. General (Cont'd)**

8. The Company shall make reasonable effort to cure any material failure to provide service caused solely by year 2000 defects in Company hardware, software or systems. Due to the interdependence among telecommunications providers and the interrelationship with non-Company processes, equipment and systems, the Company is not liable for failures caused by circumstances beyond its control including, but not limited to, failures caused by: (1) the Customer; (2) other telecommunications providers; or (3) customer premises equipment. In addition, the Company does not ensure compatibility between Company and non-Company services used by the Customer.

**B. Liability for All Services Except Expanded Interconnection-Collocation Service**

1. The Company's liability, if any, for its willful misconduct is not limited by this Tariff. With respect to any other claim or suit, by a customer or by any others, for damages associated with the installation, provision, preemption, termination, maintenance, repair or restoration of service, including Interexchange Carrier (IC) Subscription, and subject to the provisions of A., preceding, the Company's liability shall not exceed an amount equal to the proportionate charge for the service for the period during which the service was affected.

This liability for damages shall be in addition to any amounts that may otherwise be due the customer under this Tariff as a Credit Allowance for a Service Interruption.

2. The Company is not liable for damages to the customer's premises resulting from the furnishing of a service, including the installation and removal of equipment and associated wiring, unless the damage is caused by the Company's negligence.

**ACCESS SERVICE**

**2. GENERAL REGULATIONS**

**2.1 UNDERTAKING OF THE TELEPHONE COMPANY**

**2.1.3 LIABILITY (Cont'd)**

**C. Liability for Expanded Interconnection-Collocation Service**

In addition to A. preceding, the Telephone Company shall have no responsibility or liability to the interconnector for the following:

1. The Company shall have no liability for any interruption of the interconnector's service or for interference with the operation of the interconnector's facilities other than as set forth in 2.4.4.B.11. In no event shall the Company be liable to the interconnector for loss of profits or revenue.
2. The interconnector is responsible for all losses associated with the VEIC equipment, except as provided herein. The Company shall not be liable to the interconnector for physical damage to the interconnector-provided equipment occupying a Company location unless caused by the gross negligence or willful misconduct of the Company. In such event, the liability of the Company shall be limited to the reasonable cost of repair and/or replacement of damaged facilities or equipment. The Company shall have no liability whatsoever to an interconnector or customer of the interconnector for lost revenues or profits occasioned by any interruption of the interconnector's service or interference with the operation of the interconnector-provided facilities or equipment in the Company location(s).

**ACCESS SERVICE****2. GENERAL REGULATIONS****2.1 UNDERTAKING OF THE TELEPHONE COMPANY (Cont'd)****2.1.4 PROVISION OF SERVICES**

The Telephone Company, to the extent that such services are or can be made available with reasonable effort, and after provision has been made for the Telephone Company's telephone exchange services, will provide to the customer upon reasonable notice services offered in other applicable sections of this Tariff at rates and charges specified therein.

**2.1.5 INSTALLATION AND TERMINATION OF SERVICES****A. All Services Except Expanded Interconnection-Collocation Service**

The services provided under this Tariff (a) will include any entrance cable or drop wiring to that point where provision is made for termination of the Telephone Company's outside distribution network facilities at a mutually acceptable suitable location at a mutually agreeable customer-designated premise and (b) will be installed by the Telephone Company to such point of termination. Each Access Service has only one point of termination per customer premises. Any additional terminations beyond such point of termination are the sole responsibility of the customer.

**B. Expanded Interconnection-Collocation (EIC) Service**

The EIC Service provided for under this Tariff will include the installation and termination of equipment in accordance with the regulations as set forth in Section 21 following.

**2.1.6 MAINTAINING SERVICES**

The services provided under this Tariff shall be maintained by the Company except for interconnector-provided and -owned fiber optic facilities at the point of interconnection for EIC Service. The interconnector, IC or others may not rearrange, move, disconnect, remove or attempt to repair any facilities provided by the Company or contained in a Company-owned facility housing (e.g., above ground cabinets, underground utility vaults, utility hole, hand hole, etc.), except with prior written consent and presence of a Company-designated inspector.

**ACCESS SERVICE****2. GENERAL REGULATIONS****2.1 UNDERTAKING OF THE TELEPHONE COMPANY (Cont'd)****2.1.7 CHANGES AND SUBSTITUTIONS**

Except as provided for equipment and systems subject to F.C.C. Part 68 regulations at 47 C.F.R. Section 68.110 (b), the Company may, where such action is reasonably required in the operation of its business, (a) substitute, change or rearrange any facilities used in providing service under this Tariff, including but not limited to, (1) substitution of different metallic facilities, (2) substitution of carrier or derived facilities for metallic facilities used to provide other than metallic facilities and (3) substitution of metallic facilities for carrier or derived facilities used to provide other than metallic facilities, (b) change minimum protection criteria, (c) change operating or maintenance characteristics of facilities or (d) change operations or procedures of the Company.

In case of any such substitution, change or rearrangement, the transmission parameters will be within the range as set forth in Sections 6 and 7 following. The Company shall not be responsible if any such substitution, change or rearrangement renders any customer furnished services obsolete or requires modification or alteration thereof or otherwise affects their use or performance. If such substitution, change or rearrangement materially affects the operating characteristics of the facility, the Company will provide reasonable notification to the customer in writing. Reasonable time will be allowed for any redesign and implementation required by the change in operating characteristics. The Company will work cooperatively with the customer to determine reasonable notification requirements.

It is expressly declared that metallic facilities are in continually decreasing supply and the Company is not obligated to continue to provide such facilities. Due to facility rearrangements, continued use of metallic facilities may be denied to existing customers with no obligation on the Company's part to pay customer equipment rearrangement costs. The Company will give the customer 90 days notification of this type of facility rearrangements. Metallic facilities are provided only where existing facilities and operating conditions permit.

## ACCESS SERVICE

## 2. GENERAL REGULATIONS

## 2.1 UNDERTAKING OF THE TELEPHONE COMPANY (Cont'd)

## 2.1.8 REFUSAL AND DISCONTINUANCE OF SERVICES

- A. The Company may refuse to complete any pending orders for service and simultaneously refuse additional applications for service when the customer fails to comply with the regulations set forth in 2.1.6, preceding, or 2.2.1.C., 2.3 or 2.4, following. (2.4 specifies the dates and times that payments shall be made to the Company.) In the case of switched access, additional applications for service will also include IC Subscription requests whether from the customer, end user, agent or reseller, and these will be refused at the same time the Company refuses to complete any pending orders. The Company will take this action upon at least 30 days written notice (by mail or by email if the customer is billed electronically or consents to receiving electronic notification) to the person designated by that customer to receive such notices of noncompliance. Prior to this action being taken, the Company will make final notification that such action will occur to the person designated by the customer to receive the notices of noncompliance. The Company will apply such actions to the customer uniformly across the Company's serving territory. (C)

If the Company does not refuse additional applications for service on the date specified in the 30 days notice, and the customer's noncompliance continues, nothing contained herein shall preclude the Company's right to refuse additional applications for service to the noncomplying customer after final notification to the person designated by the customer to receive the notices of noncompliance. (C)

- B. The Company may discontinue the provision of services when the customer fails to comply with the regulations as set forth in 2.1.6, preceding, or 2.2.1.C., 2.3, 2.4, following. (2.4 specifies the dates and times that payments shall be made to the Company.) The Company may discontinue services upon 30 days written notice (by mail or by email if the customer is billed electronically or consents to receiving electronic notification) to the person designated by that customer to receive such notices of noncompliance. In the case of such discontinuance, all applicable charges, including termination charges, shall become due. If the Company does not discontinue the provision of the services involved on the date specified in the 30 days notice, and the customer's noncompliance continues, nothing contained herein shall preclude the Company's right to discontinue the provision of the services to the noncomplying customer without further notice. (C)



## ACCESS SERVICE

## 2. GENERAL REGULATIONS

## 2.1 UNDERTAKING OF THE TELEPHONE COMPANY

## 2.1.8 REFUSAL AND DISCONTINUANCE OF SERVICES (Cont'd)

- C. When Access Service is provided by more than one telephone company the companies involved in providing the joint service may individually deny service to a customer for nonpayment. The Company will not deny service on behalf of another telephone company when involved in providing joint service.

(D)

(D)

(T)

## 2.1.9 LIMITATION OF USE OF METALLIC FACILITIES

Signals applied to a metallic facility shall conform to the limitations set forth in Technical Reference Publication AS No. 1. In the case of application of dc telegraph signaling systems, the customer shall be responsible, at its expense, for the provision of current limiting devices to protect the Telephone Company facilities from excessive current due to abnormal conditions and for the provision of noise mitigation networks when required to reduce excessive noise.

## 2.1.10 NOTIFICATION OF SERVICE-AFFECTING ACTIVITIES

The Telephone Company will provide the customer reasonable notification of service-affecting activities that may occur in normal operation of its business. Such activities may include, but are not limited to, equipment or facilities additions, removals or rearrangements, routine preventative maintenance and major switching machine change-out. Generally, such activities are not individual customer service specific, they affect many customer services. No specific advance notification period is applicable to all service activities. The Telephone Company will work cooperatively with the customer to determine reasonable notification requirements.

**ACCESS SERVICE****2. GENERAL REGULATIONS****2.1 UNDERTAKING OF THE TELEPHONE COMPANY (Cont'd)****2.1.11 COORDINATION WITH RESPECT TO NETWORK CONTINGENCIES**

The Telephone Company intends to work cooperatively with the customer to develop network contingency plans in order to maintain maximum network capability following natural or man-made disasters which affect telecommunications services.

**2.1.12 PROVISION AND OWNERSHIP****A. Provision and Ownership of Telephone Numbers**

The Company reserves the reasonable right to assign, designate or change telephone numbers, any other call number designations associated with Access Services, or the Company serving central office prefixes associated with such numbers, when necessary in the conduct of its business. Should it become necessary to make a change in such number(s), the Company will furnish to the customer six (6) months notice, by Certified U.S. Mail, of the effective date and an explanation of the reason(s) for such change(s), beyond the non-exclusive limited right-to-use described in this Tariff.

**2.1.13 CONFIDENTIAL CUSTOMER INFORMATION**

The Company protects confidential customer information. Where a business has a contract with the Company and access to a dedicated account representative, the Company will verify a person's authority to discuss customer account information through communications with the person claiming to represent the account holder. Where a person seeks access to account information online, an access code will be required. The Company does not use or disclose confidential account information except to provide services or as permitted or required by law.

**ACCESS SERVICE**

**2. GENERAL REGULATIONS**

**2.2 USE**

**2.2.1 INTERFERENCE OR IMPAIRMENT AND UNLAWFUL USE**

- A. The characteristics and methods of operation of any circuits, facilities or equipment provided by other than the Telephone Company and associated with the facilities utilized to provide services under this Tariff shall not interfere with or impair service over any facilities of the Telephone Company, its affiliated companies, or its connecting and concurring carriers involved in its services, caused damage to their plant, impair the privacy of any communications carried over their facilities or create hazards to the employees of any of them or the public.
- B. Except as provided for equipment or systems subject to the F.C.C. Part 68 rules in 47 C.F.R. Section 68.108, if such characteristics or methods of operation are not in accordance with A. preceding, the Telephone Company will, where practicable, notify the customer that temporary discontinuance of the use of a service may be required; however, where prior notice is not practicable, nothing contained herein shall be deemed to preclude the Telephone Company's right to discontinue temporarily the use of a service if such action is reasonable under the circumstances. In case of such temporary discontinuance, the customer will be promptly notified and afforded the opportunity to correct the condition which gave rise to the temporary discontinuance. During such period of temporary discontinuance, Credit Allowance for Service Interruptions as set forth in 2.4.4.A. and B., following, is not applicable.
- C. The service provided under this Tariff shall not be used for an unlawful purpose.

**ACCESS SERVICE****2. GENERAL REGULATIONS****2.2 USE (Cont'd)****2.2.2 COMMINGLING**

- A. To the extent a Statement of Generally Available Terms and Conditions (SGAT) or telecommunication carrier's interconnection agreement allows, either explicitly or through amendments resulting from the change of law process, a telecommunication carrier may commingle unbundled network elements or combinations of unbundled network elements with access services purchased under this tariff subject to the conditions contained in §51.318 (b) of the Commission's rules. The rates, terms and conditions of this tariff will apply to the access services that are commingled. Unbundled network elements or combinations of unbundled network elements that are commingled with access services are not included in the shared use provisions as set forth in 2.7, following.
- B. For the purposes of this section "commingling" means the connection, attaching, or otherwise linking of an Unbundled Network Element (UNE) or a UNE combination to Special Access Services.

**2.2.3 UNE TO PRIVATE LINE CONVERSIONS**

In wire centers deemed "non-impaired" by the FCC, UNE circuits that remain with the Company must convert to special private line service. This conversion involves the ordering and provisioning organizations of the Company to assure the data for the converted circuit is accurately recorded in the appropriate systems. This conversion will be assessed a Design Change Charge, as set forth in Section 5.2.2.C., following.

**ACCESS SERVICE****2. GENERAL REGULATIONS****2.3 OBLIGATIONS OF THE CUSTOMER****2.3.1 DAMAGES**

The customer shall reimburse the Company for damages to the Company facilities for all services utilized to provide services under this Tariff caused by the negligence or willful act of the customer or resulting from the customer's improper use of the Company facilities, or due to malfunction of any facilities or equipment provided by other than the Company. Nothing in the foregoing provision shall be interpreted to hold one customer liable for another customer's actions. The Company will, upon reimbursement for damages, cooperate with the customer in prosecuting a claim against the person causing such damage, and the customer shall be subrogated to the right of recovery by the Company for the damages to the extent of such payment.

**2.3.2 OWNERSHIP OF FACILITIES**

Facilities utilized by the Company to provide service under the provisions of this Tariff shall remain the property of the Company. Such facilities shall be returned to the Company by the customer whenever requested, within a reasonable period following the request, in as good condition as reasonable wear will permit.

**ACCESS SERVICE****2. GENERAL REGULATIONS****2.3 OBLIGATIONS OF THE CUSTOMER (Cont'd)****2.3.3 EQUIPMENT SPACE AND POWER****A. All Services except Expanded Interconnection-Collocation (EIC) Service**

The customer shall furnish or arrange to have furnished to the Company at no charge, equipment space and electrical power required by the Company to provide services under this Tariff at the points of termination of such services. The selection of AC or DC power shall be mutually agreed to by the customer and the Company. The customer shall also make necessary arrangements in order that the Company will have access to such spaces at reasonable times for installing, testing, inspecting, repairing or removing Company services.

**B. Expanded Interconnection-Collocation (EIC) Service**

The Company shall furnish operating power, in accordance with the regulations, monthly rates and nonrecurring charges as set forth in Section 21, following.

**2.3.4 AVAILABILITY FOR TESTING**

The services provided under this Tariff shall be available to the Company at times mutually agreed upon in order to permit the Company to make tests and adjustments appropriate for maintaining the services in satisfactory operating condition. Such tests and adjustments shall be completed within a reasonable time. No credit will be allowed for any interruptions involved during such tests and adjustments.

**2.3.5 BALANCE**

All signals for transmission over the services provided under this Tariff shall be delivered by the customer balanced to ground except for ground start, duplex (DX) and McCulloh-Loop (Alarm System) type signaling and dc telegraph transmission at speeds of 75 baud or less, and Electrical DS3.

**ACCESS SERVICE****2. GENERAL REGULATIONS****2.3 OBLIGATIONS OF THE CUSTOMER (Cont'd)****2.3.6 DESIGN OF CUSTOMER SERVICES**

Subject to the provisions of 2.1.7, preceding, the customer shall be solely responsible, at its own expense, for the overall design of its services and for any redesigning or rearrangement of its services which may be required because of changes in facilities, operations or procedures of the Telephone Company, minimum protection criteria or operating or maintenance characteristics of the facilities.

**2.3.7 REFERENCES TO THE TELEPHONE COMPANY**

The customer may advise end users that certain services are provided by the Telephone Company in connection with the service the customer furnishes to end users; however, the customer shall not represent that the Telephone Company jointly participates in the customer's services.

**2.3.8 CLAIMS AND DEMANDS FOR DAMAGES**

- A. With respect to claims of patent infringement made by third persons, the customer shall defend, indemnify, protect and save harmless the Telephone Company from and against all claims arising out of the combining with, or use in connection with, the services provided under this Tariff, any circuit, apparatus, system or method provided by the customer.
- B. The customer shall defend, indemnify and save harmless the Telephone Company from and against any suits, claims, losses, damages, including punitive damages, attorney fees and court costs by third persons arising out of the construction, installation, operation, maintenance, or removal of the customer's circuits, facilities, or equipment connected to the Company's services provided under this Tariff. Included, without limitation, are Workmen's Compensation claims, actions for infringement of copyright and/or unauthorized use of program material. Also included without limitation are libel and slander actions based on the content of communications transmitted over the customer's circuits, facilities or equipment. In addition, proceedings to recover taxes, fines, or penalties for failure of the customer to obtain or maintain in effect any necessary certificates, permits, licenses, or other authority to acquire or operate the services provided under this Tariff shall be included in the indemnification. However, the foregoing indemnification shall not apply to suits, claims, and demands to recover damages for damage to property, death, or personal injury unless such suits, claims or demands are based on the tortious conduct of the customer, its officers, agents or employees.

**ACCESS SERVICE**

**2. GENERAL REGULATIONS**

**2.3 OBLIGATIONS OF THE CUSTOMER**

**2.3.8 CLAIMS AND DEMANDS FOR DAMAGES (Cont'd)**

- C. The customer(s) shall not attempt to hold the Company or the Company's employees, agents, contractors or invitees liable for, and shall hold harmless and indemnify the Company and its employees, agents, contractors or invitees from and against, demands, claims, causes of action, liabilities (including punitive damages), costs or expenses (including reasonable attorneys fees), incurred by customer(s), its employees, agents, contractors, or invitees, arising from any acts, omissions or negligence of customer, its agents employees, contractors, invitees or visitors or any violation or non-performance of any law, ordinance or governmental requirement of any kind; or any injury or damage to person or property of customer, its agents, employees, contractors, invitees or visitors, arising out of the use of Company services or property, where the injury or damage is caused by any reason other than the willful misconduct of Company its agents, employees or contractors.

Except as provided herein, any and all real or personal property damage sustained by an interconnector shall be recovered through the interconnector's own insurance coverage, as mandated in 2.3.13.

**2.3.9 COORDINATION WITH RESPECT TO NETWORK CONTINGENCIES**

The customer shall, in cooperation with the Company, coordinate in planning the actions to be taken to maintain maximum network capability following natural or man-made disasters which affect telecommunications services.



**ACCESS SERVICE**

**2. GENERAL REGULATIONS**

**2.3 OBLIGATIONS OF THE CUSTOMER (Cont'd)**

**2.3.10 JURISDICTIONAL REPORTS REQUIREMENTS**

**A. Jurisdictional Determinant**

Pursuant to Federal Communications Commission order FCC 85-145 adopted April 16, 1985, interstate usage is developed as though every call that enters a customer network at a point within the same state as that in which the called station (as designated by the called station number) is situated is an intrastate communication and every call for which the point of entry is in a state other than that where the called station (as designated by the called station number) is situated is an interstate communication.

When mixed interstate and intrastate access service is provided on the same Access Service transmission path, all charges between interstate and intrastate are prorated as set forth in 2.3.12, following.

**B. Jurisdictional Requirements**

The customer must indicate a projected Percent of Interstate Use (PIU) factor in a whole number (i.e., a number 0 - 100) when ordering Switched Access Service in a LATA, including EF and DTT Facilities. When a customer-provided PIU factor is required and the customer has previously submitted a Jurisdictional Report (i.e., Letter on File [LOF]) as set forth in C., following, the LOF PIU factor is required on each Access Service Request (ASR).

## ACCESS SERVICE

## 2. GENERAL REGULATIONS

## 2.3 OBLIGATIONS OF THE CUSTOMER

## 2.3.10 JURISDICTIONAL REPORTS REQUIREMENTS

## B. Jurisdictional Requirements (Cont'd)

## 1. CSL, CST1, Feature Group A or Feature Group B

## a. CSL or Feature Group A (FGA) to be Resold

Upon ordering CSL or FGA Service to be resold, the customer shall state in its initial order a projected PIU factor as set forth in B., preceding. The PIU factor is reported by State. When the customer reports a State-level PIU factor, the specified percentage applies to all end offices within the State.

(C)  
(C)

The projected PIU factor is used by the Company to apportion the originating and terminating usage between interstate and intrastate until a revised report is received as set forth in C., following. The number of access minutes (either the measured minutes or the assumed minutes) is multiplied by the projected PIU factor to develop the interstate access minutes. This PIU factor is in addition to the PIU factor as set forth in 3., following.

## b. CSL or Feature Group A (FGA) Not to be Resold

For CSL or FGA Service not to be resold, the customer shall state in its initial order a projected PIU factor of one hundred percent (100%) by line-side termination or access service group.

## c. CST1 or Feature Group B (FGB) Service

Upon ordering CST1 or FGB Service, the customer shall state in its initial order a projected PIU factor as set forth in B., preceding. The PIU factor is reported by State. When the customer reports a State-level PIU factor, the specified percentage applies to all end offices within the State.

(C)  
(C)

The projected PIU factor for CST1 or FGB Service is used by the Company to apportion the originating and terminating usage between interstate and intrastate in the same manner as in a., preceding. This PIU factor is in addition to the PIU factor as set forth in 3., following.

**ACCESS SERVICE****2. GENERAL REGULATIONS****2.3 OBLIGATIONS OF THE CUSTOMER****2.3.10 JURISDICTIONAL REPORTS REQUIREMENTS****B. Jurisdictional Requirements (Cont'd)****2. CST2, CST3, Feature Group C (FGC) or Feature Group D (FGD) Service****a. Originating CST2, CST3, FGC or FGD Service**

When a customer orders CST2, CST3, FGC or FGD Switched Access Service(s), where the jurisdiction is determined from the call detail, the Company will develop the projected PIU factor according to such jurisdiction. The projected interstate percentage is developed on a monthly basis, by end office, when the originating CST2, CST3, FGC or FGD access minutes are measured, by dividing the measured interstate originating access minutes by the total originating access minutes.

**b. Terminating CST2 or FGC Service**

When a customer orders terminating CST2 or FGC Switched Access Service, the data used by the Company to develop the projected PIU factor for originating CST2 or FGC access minutes is used to develop the projected PIU factor for such terminating access minutes. When originating call details are insufficient to determine the jurisdiction for the call, the customer may supply the projected PIU factor by State<sup>[1]</sup> or authorize the Company to use the Company developed percentage for such call detail.

(C)

[1] When the customer reports a State-level PIU factor, the specified percentage applies to all end offices within the State.

(C)  
(C)

## ACCESS SERVICE

## 2. GENERAL REGULATIONS

## 2.3 OBLIGATIONS OF THE CUSTOMER

## 2.3.10 JURISDICTIONAL REPORTS REQUIREMENTS

## B. Jurisdictional Requirements

2. CST2, CST3, Feature Group C (FGC) or Feature Group D (FGD) Service  
(Cont'd)

## c. Terminating CST3 or FGD Service

When a customer orders terminating CST3 or FGD, and the Company has sufficient call details to determine the jurisdiction for the call, the Company will bill the call minutes of use according to that jurisdiction.

When terminating call details are insufficient to determine the jurisdiction for the call, the customer may supply the projected PIU factor by State[1]. The projected PIU factor will be used to apportion terminating call minutes for which call details were insufficient to determine jurisdiction between the interstate and intrastate jurisdictions. (C)

When terminating call details are insufficient to determine the jurisdiction, and the customer does not supply a projected PIU factor by State, calls will be billed using a PIU of 50 (50% interstate – 50% intrastate). (C)

[1] When the customer reports a State-level PIU factor, the specified percentage applies to all end offices within the State. (C)  
(C)

## ACCESS SERVICE

## 2. GENERAL REGULATIONS

## 2.3 OBLIGATIONS OF THE CUSTOMER

## 2.3.10 JURISDICTIONAL REPORTS REQUIREMENTS

## B. Jurisdictional Requirements (Cont'd)

3. Entrance Facility (EF) and Direct-Trunked Transport (DTT) Facility  
Excludes Voice Grade (VG) EF and DTT for CSL and Feature Group A

For EF and DTT facilities, the customer has the following jurisdiction options; 1) allow the Company to develop the projected State-level PIU factor using a mechanized program as set forth in a., following or 2) provide the Company with a projected State-level PIU factor via a quarterly jurisdictional report as set forth in b., following. (C)

Customers initially ordering Switched Access Services in the LATA for the first time, shall provide on the access order a State-level PIU factor for new EF and DTT facilities based on all the originating and terminating traffic using such facilities. The Company will use the State-level PIU factor from the customer's initial order for service as the State-level PIU factor for the Company's mechanized program for the first quarter of new service only. After the first quarter of new service, the Company will develop the State-level PIU factor as described in a., following, until the Company receives a certified letter from the customer authorizing the Company to develop the projected PIU factor from a customer-provided report as set forth in b., following. (C)

The PIU factor for an EF DS3 capacity of two or more is applied at the same percentage as the reported or calculated EF PIU factor at the State-level. (C)

a. Company-Developed EF and DTT PIU Factor

The Company-developed State-level PIU factors for EF and DTT facilities are updated on a quarterly basis by calculating the customer's average billed Interstate usage (excluding VG EF and DTT facilities for CSL or FGA) for the last three months. The Company will perform the calculation for the revised State-level PIU factor no later than the last business day in January, April, July and October, respectively. The Company-developed State-level PIU factor will serve as the basis for the customer's next three months' advance billing beginning in February, May, August and November, respectively. (C)

## ACCESS SERVICE

## 2. GENERAL REGULATIONS

## 2.3 OBLIGATIONS OF THE CUSTOMER

## 2.3.10 JURISDICTIONAL REPORTS REQUIREMENTS

## B. Jurisdictional Requirements

3. Entrance Facility (EF) and Direct-Trunked Transport (DTT) Facility
  - a. Company-Developed EF and DTT PIU Factor (Cont'd)

When existing customers order additional EF and DTT facilities for Switched Access Service, the Company will determine the State-level PIU factor where jurisdiction can be determined from previously billed usage. The PIU factor is based on the average billed Switched Access Interstate usage (excluding VG EF and DTT facilities for CSL or FGA) per State, per customer on a quarterly basis. When the Company is unable to determine the State-level PIU factor for EF and DTT facilities for an existing customer because usage data is not being billed to that customer, the Company will apply a default PIU factor of fifty percent (50%).

(C)

(C)

(C)

The PIU factor is expressed as a whole number (i.e., a number 0 - 100). The PIU factor is used by the Company to determine interstate and intrastate rates and charges. The PIU factor is applied to all rate elements associated with EF and DTT facilities. This PIU factor is in addition to the PIU factors as set forth in 1. and 2., preceding, and 5., following.

- b. Customer-Provided EF and DTT PIU Factor

Customers who choose to provide a projected State-level PIU factor for EF and DTT facilities, shall notify the Company by letter (certified U S Mail return receipt requested) authorizing the Company to develop the projected State level PIU factor from a customer-provided quarterly report. Customer's choosing to provide a projected State-level PIU factor shall base the PIU factor on all the originating and terminating traffic using the EF and DTT facilities in the State. The customer-provided jurisdictional report must be received by the Company no later than fourteen (14) days after the first of January, April, July and October in order for the customer-provided PIU factor to serve as the basis for the next three month's advance billing beginning in February, May, August and November, respectively. The Company will program the customer-provided revised PIU factor into the Company's billing data base no later than the last business day in January, April, July and October, respectively. If the customer does not provide the jurisdictional report in time for the Company to program the billing data base, the Company will continue to develop a State-level PIU factor for the quarter as the Company's billing data base can only be programmed with one PIU process at a time in the same quarter.

(C)

(C)

(C)

(C)

(C)

## ACCESS SERVICE

## 2. GENERAL REGULATIONS

## 2.3 OBLIGATIONS OF THE CUSTOMER

## 2.3.10 JURISDICTIONAL REPORTS REQUIREMENTS

## B. Jurisdictional Requirements

3. Entrance Facility (EF) and Direct-Trunked Transport (DTT) Facility
  - b. Customer-Provided EF and DTT PIU Factor (Cont'd)

For existing customers who provide a quarterly report and the report is not received by the Company in time for the Company to program the revised State-level PIU factor for EF and DTT facilities in the State, the Company will assume the EF and DTT PIU factors to be the same as those provided in the last quarterly report and follow the steps as set forth in C., following.

(C)  
(C)

Customers who choose to provide a projected State-level PIU factor for EF and DTT facilities shall supply a percentage in a whole number (i.e., a number 0-100) by State. The PIU factor is used by the Company to determine interstate and intrastate rates and charges. The PIU factor is applied to all rate elements associated with EF and DTT facilities. This PIU factor is in addition to the PIU factors as set forth in 1. and 2., preceding, and 5., following.

(C)  
(C)

Customers may request to change from a quarterly customer-provided State-level PIU factor to a Company-developed State-level PIU factor for their EF and DTT facilities in the State. The customer must notify the Company (by certified U. S. Mail return receipt requested) no later than fourteen (14) days after the first of January, April, July and October in order for the Company-developed State-level PIU factor as set forth in a., preceding to serve as the basis for the next three months' advance billing beginning in February, May, August and November, respectively. The Company will program the PIU factor into the Company's billing data base no later than the last business day of January, April, July and October for the advance quarterly billing beginning in February, May, August and November, respectively. If the customer does not notify the Company in time for the Company to program the billing data base with the Company-developed State-level PIU factor, the customer must continue to provide a quarterly jurisdictional report for the quarter as the Company's billing data base can only be programmed with one PIU process at a time in the same quarter.

(C)  
|  
(C)  
(C)  
  
(C)

## ACCESS SERVICE

## 2. GENERAL REGULATIONS

## 2.3 OBLIGATIONS OF THE CUSTOMER

## 2.3.10 JURISDICTIONAL REPORTS REQUIREMENTS

## B. Jurisdictional Requirements

## 3. Entrance Facility (EF) and Direct-Trunked Transport (DTT) Facility (Cont'd)

- c. Voice Grade (VG) EF and DTT facilities for CSL and Feature Group A (FGA) to be Resold

Customers initially ordering a VG EF and a DTT facility for CSL or FGA to be resold shall provide a projected PIU factor for each new facility. These PIU factors shall reflect all originating and terminating traffic using these facilities and are in addition to the PIU factors as set forth in 1.a., preceding.

The PIU factor for the VG EF and DTT facility will be applied to all rate elements associated with the EF and DTT facility.

The PIU factor is expressed as a whole number (i.e., a number 0 - 100). The PIU factor will be used by the Company to determine interstate and intrastate rates and charges. If the customer does not provide the Company a Switched Access PIU factor for an EF or DTT facility, the Company will apply a default PIU factor of fifty percent (50%).

The PIU factor will be used by the Company until a revised PIU factor is reported as set forth in C., following. A Switched Access State-level PIU factor shall be provided for all VG EF and for all DTT facilities provided within a State for CSL and Feature Group A for the revised reports. These PIU factors will account for both the originating and terminating traffic of all services using these facilities within the State.

(C)  
(C)

(C)

- d. Voice Grade (VG) EF and DTT facilities for CSL or Feature Group A (FGA) not to be Resold

Customers initially ordering a VG EF and a DTT facility for CSL or FGA not to be resold shall state a projected PIU factor of one hundred percent (100%) for each facility. This PIU factor is in addition to the PIU factor as set forth in 1.b., preceding.

## 4. Tandem-Switched Transport

For Tandem-Switched Transport, rates and charges will be apportioned by the Company between interstate and intrastate based upon the PIU factor for the serving arrangement (Feature Group or BSA), as set forth in 1. and 2., preceding, and 5., following.



**ACCESS SERVICE****2. GENERAL REGULATIONS****2.3 OBLIGATIONS OF THE CUSTOMER****2.3.10 JURISDICTIONAL REPORTS REQUIREMENTS****B. Jurisdictional Requirements (Cont'd)****5. Voice Directory Assistance Service**

When a customer orders Regional Directory Assistance (RDA) Assistance Service, the customer shall in its order provide the projected PIU factor for terminating use in a whole number (i.e., a number 0 - 100) for each RDA Service group ordered. (A method the customer may wish to adopt could be to use its terminating traffic from its premises to the involved RDA database location and calculate the projected PIU factor as set forth in 2., preceding). The Company will designate the number obtained by subtracting the projected interstate percentage furnished by the customer from 100 (100 - interstate percentage = intrastate percentage) as the projected intrastate percentage of use.

When a customer orders National Directory Assistance (NDA) Service, the PIU factor shall be one hundred percent (100%) interstate and no jurisdictional report is required.

**6. SHARP on Switched Access Service**

When a customer orders SHARP on Switched Access Service, the customer shall in its order provide the projected PIU factor for the SHARP facility in addition to the projected PIU factor as set forth in 2. and 3., preceding, in a whole number (i.e., a number 0 - 100). The Company will designate the number obtained by subtracting the projected interstate percentage furnished by the customer from 100 as the projected intrastate percentage of use.

The customer-reported PIU factor will be used until the customer reports a different projected PIU factor as set forth in C., following. The reported PIU factor shall be reported per customer premises where the SHARP facility is provided.

## ACCESS SERVICE

## 2. GENERAL REGULATIONS

## 2.3 OBLIGATIONS OF THE CUSTOMER

## 2.3.10 JURISDICTIONAL REPORTS REQUIREMENTS

## B. Jurisdictional Requirements (Cont'd)

## 7. LIDB

When a customer orders LIDB Service, the customer shall state in its order the projected PIU factor in a whole number (i.e., a number of 0 - 100). The Company will designate the number obtained by subtracting the projected interstate percentage furnished by the customer from 100 as the projected intrastate percentage of use. The projected PIU factor is used by the Company to apportion the query charges between interstate and intrastate until a subsequent order is received. LIDB jurisdiction may be changed by service order without charge as described in 6.7.1.C.3., following. A jurisdictional report as described in C., following, is not required.

## 8. CCSAC

When a customer initially orders CCSAC Service in a LATA, the customer shall state in its order a PIU factor in a whole number (i.e., a number of 0 - 100). The Company will designate the number obtained by subtracting the projected PIU factor furnished by the customer from 100 as the projected intrastate percentage of use. The projected PIU factor is used by the Company to apportion the message, monthly and nonrecurring charges for CCSAC as set forth in 20.3.1, following, between interstate and intrastate. If the customer does not provide a PIU factor, the Company will apply a default PIU factor of fifty percent (50%).

The PIU factor will be used by the Company until a revised PIU factor is reported as set forth in C., following. A State-level PIU factor shall be provided for CCSAC Service provided within a State for the revised reports.

(C)  
(C)

## 9. DNAL

When a customer orders a DNAL in conjunction with a FGA or CSL Switched Access Service, the PIU factor for the DNAL will be based upon the PIU factor for the associated FGA or CSL.

**ACCESS SERVICE****2. GENERAL REGULATIONS****2.3 OBLIGATIONS OF THE CUSTOMER****2.3.10 JURISDICTIONAL REPORTS REQUIREMENTS****B. Jurisdictional Requirements (Cont'd)****10. Billing Name and Address Service**

When a customer orders Billing Name and Address Service, the customer shall state in its order the PIU factor in a whole number (i.e., a number 0 - 100). The Company will designate the number obtained by subtracting the PIU factor furnished by the customer from 100 as the projected intrastate percentage of use. This percentage will remain in effect until a revised jurisdictional report is received as set forth in C., following.

**11. Switched Access Service Expanded Interconnection Channel Termination (EICT) and Interconnection Tie Pair (ITP)**

When a customer orders a Switched Access Service EICT or ITP (as set forth in Section 21), the customer shall state in its order the PIU factor in a whole number (i.e., a number 0 - 100). The Company will designate the number obtained by subtracting the projected interstate percentage furnished by the customer from 100 as the projected intrastate percentage of use.

The customer shall update the EICT or ITP PIU factor via a jurisdictional report as set forth in C., following. If the customer does not supply the reports, the Company will assume the PIU factors to be the same as those provided in the last quarterly report and follow the steps as set forth in C. For those cases in which a quarterly report has never been received from the customer, the Company will assume the PIU factors to be 50% until a revised PIU factor is provided via a jurisdictional report. Upon receipt of the customer's report, the Company will begin using the interstate percentage as set forth in C., following.

**ACCESS SERVICE****2. GENERAL REGULATIONS****2.3 OBLIGATIONS OF THE CUSTOMER****2.3.10 JURISDICTIONAL REPORTS REQUIREMENTS****B. Jurisdictional Requirements (Cont'd)****12. 500 Access Service**

Upon ordering 500 Access Service, the customer shall state in its initial order a projected PIU factor of one hundred percent (100%). When the jurisdictional report, as set forth in C, following, is submitted to the Company, the customer must report a 100% PIU for 500 Service.

**13. 700, 800 and 900 Access Service**

Upon ordering 700, 800 or 900 Access Service, the customer shall provide the Company a projected PIU factor in a whole number (i.e., a number 0-100) for the amount of traffic that the customer may originate for each State. The projected PIU factor is used by the Company until a revised report is received as set forth in C., following.

**14. Switched Access Service SST Rate Elements**

The PIU factors applied to Switched Access Service SST rate elements shall be the same EF and DTT factors, as set forth in 3., preceding, utilized by the Company for that same customer. The EF PIU factor shall be applied to all SST rate elements except the Transport Channel rate element. The DTT PIU factor shall be applied only to the SST Transport Channel rate element.

(D)

(D)

(T)

## ACCESS SERVICE

## 2. GENERAL REGULATIONS

## 2.3 OBLIGATIONS OF THE CUSTOMER

## 2.3.10 JURISDICTIONAL REPORTS REQUIREMENTS

## B. Jurisdictional Requirements (Cont'd)

## 15. Local Number Portability (LNP)

(T)

LNP Query Service, as set forth in 13.19, LNP End User Charge, as set forth in 13.19.2 and LNP Data Base Service, as set forth in 20.2.3, are considered to be 100% interstate and therefore are not subject to PIU requirements.

## C. Jurisdictional Reports

Except where Company measured access minutes are used as set forth in B.2., preceding, the customer-provided PIU factor will be used until the customer reports a different projected PIU factor based on the following guidelines:

The customer may update the interstate and intrastate PIU factor via Jurisdictional Report on a quarterly basis. The customer shall report the PIU factor by traffic and service type for each State. The customer shall forward to the Company a revised report, to be received no later than 14 days after the first of January, April, July and October. The revised report shall show the PIU factor for the most current data available, for each service arranged for interstate use. This data shall consist of at least 3 and no more than 12 consecutive months of data, ending no more than 75 days earlier than the date the report is due (e.g., for the report due January 15th, the last month of data should be no earlier than October 31). The updated PIU factor shall be based on call detail records. The PIU factor can be based on a statistically valid sample. The PIU factor reported in January, April, July and October will be effective on the bill date of each such month and will serve as the basis for subsequent monthly billing pending the receipt of a revised PIU report.

No prorating or back billing will be done based on the Jurisdictional Report. However, usage will be billed utilizing the interstate percentage that was in effect at the time the usage was generated.

The customer shall maintain and retain the work papers that show how the interstate percentage was determined and a summary derived from the actual call detail records for a minimum twelve-month period which statistically substantiates each interstate percentage provided to the Company. This summary at a minimum shall include month, year, state, traffic type (e. g., originating, terminating, 5YY, 700, 8XX, 900, etc.) and service type. The Company may request the work papers and summary in support of the customer's projected PIU factor.

**ACCESS SERVICE****2. GENERAL REGULATIONS****2.3 OBLIGATIONS OF THE CUSTOMER****2.3.10 JURISDICTIONAL REPORTS REQUIREMENTS****C. Jurisdictional Reports (Cont'd)**

The Company may request actual call detail records or a statistically valid sample of such records, on a prospective basis, not to exceed a consecutive three-month period. The actual call detail records will be used to statistically substantiate the interstate percentage provided to the Company and the process by which it is developed. Such call detail records shall consist of call information, including call terminating address (i. e., called number), call duration, the trunk group number(s), or access line number(s) over which the call is routed and the point at which the call enters the customer's network. The Company will not request such data more than once a year.

If quarterly reports are not supplied by the customer, the following steps will be taken by the Company:

1. If the customer does not supply the reports, the Company will assume the PIU factors to be the same as those provided in the last quarterly report. For those cases in which a quarterly report has never been received from the customer, the Company will assume the PIU factors to be the same as those provided in the order for service with the exception of Switched Access Service Expanded Interconnection-Collocation Service as set forth in B., preceding. In any case, the Company reserves the right to request actual call detail supporting the customer's reported PIU, as specified in C., above.
2. If a quarterly report has never been received from the customer, and the customer failed to report a PIU in the order for service, the Company will designate a fifty percent (50%) interstate percentage beginning with the next billing period. This interstate percentage will be applied until a quarterly PIU report is submitted.

**ACCESS SERVICE**

**2. GENERAL REGULATIONS**

**2.3 OBLIGATIONS OF THE CUSTOMER**

**2.3.10 JURISDICTIONAL REPORTS REQUIREMENTS (Cont'd)**

**D. Jurisdictional Report Dispute and Auditing Procedures**

If a billing dispute arises concerning the projected interstate percentage the Company will ask the customer to provide the data the customer uses to determine the projected interstate percentage as described in 1. and 2., following.

**1. Switched Access Services**

- a. If the Company questions the information provided by the customer in C., preceding, the Company will send a letter to the customer (by certified U.S. Mail, return receipt requested) requesting that the customer contact the Company to discuss and explain their report within thirty (30) days of the Company's request.
- b. If no response is received from the customer, the Company will send a letter to the customer (by certified U.S. Mail, return receipt requested) requesting the work papers and summary as described in C., preceding, used by the customer to substantiate the most recent interstate percentage. The requested information must be submitted by the customer to the Company within thirty (30) days after receipt of the certified letter.
- c. If the customer submits the work papers and summary as requested in b., the Company will review this information within thirty (30) days after receipt of the customer's information.
- d. If after review of the documentation, the Company and the customer establish a revised interstate percentage, the Company will begin using that percentage with the next billing period.

**ACCESS SERVICE**

**2. GENERAL REGULATIONS**

**2.3 OBLIGATIONS OF THE CUSTOMER**

**2.3.10 JURISDICTIONAL REPORTS REQUIREMENTS**

**D. Jurisdictional Report Dispute and Auditing Procedures**

**1. Switched Access Services (Cont'd)**

- e. If the Company and the customer do not establish a revised interstate percentage, the Company will begin the procedures as set forth in g., following.
- f. If no response is received from the customer, the Company will begin the auditing procedures as set forth in g., following.
- g. When jurisdictional reports are not provided by the customer or a billing dispute arises, the Company may request an audit. The audit procedures and responsible party(ies) for payment of audit expenses will be determined as follows:
  - If the Company and the customer mutually agree upon an independent Certified Public Accountant (CPA) auditing firm and the party(ies) agree to equally share in the payment of audit expenses, both the Company and the customer will be bound by such agreement; or
  - The customer may select an independent CPA auditing firm and pay all audit expenses.
  - If the audit is not conducted as set forth preceding, the Company may select an independent CPA auditing firm and pay all expenses.
- h. The Company will adjust the customer's PIU based upon the audit results. The PIU resulting from the audit shall be applied to the usage for the quarter the audit is completed, the usage for the quarter prior to completion of the audit and the usage for the two (2) quarters following the completion of the audit. After that time, the customer may report a revised PIU pursuant to C., preceding. The Company will implement the revised interstate percentage to the next billing period or quarterly report date, whichever is first.



## ACCESS SERVICE

## 2. GENERAL REGULATIONS

## 2.3 OBLIGATIONS OF THE CUSTOMER

## 2.3.10 JURISDICTIONAL REPORTS REQUIREMENTS

## D. Jurisdictional Report Dispute and Auditing Procedures (Cont'd)

2. Private Line Transport Service Non-Competitive End User Channel Termination (EUCT), Expanded Interconnection-Collocation Service and Access Service Billing (C)  
(C)

For Private Line Transport Service Non-Competitive EUCT, Expanded Interconnection-Collocation Common Components, as described in Section 21 and Access Service Billing as described in 13.10, the Company will ask the customer to provide the data the customer uses to determine the projected interstate percentage if a billing dispute arises or a regulatory commission questions the customer-provided interstate percentage. The customer shall supply the data within 30 days of the Company request. The Company will not request such data more than once a year. The customer shall keep records of system design and functions from which the percentage of interstate and intrastate use can be ascertained and, upon request of the Company, make the records available for inspection as reasonably necessary for purposes of verification of the percentages. (C)  
|  
(C)

## 3. Jurisdictional Report Proprietary Information

The data the customer provides to the Company to support their interstate percentage is considered proprietary to the customer. The Company agrees to use and protect such information by exercising the same degree of care normally used to protect its own proprietary information.

**ACCESS SERVICE****2. GENERAL REGULATIONS****2.3 OBLIGATIONS OF THE CUSTOMER****2.3.10 JURISDICTIONAL REPORTS REQUIREMENTS****D. Jurisdictional Report Dispute and Auditing Procedures (Cont'd)****4. Contested Audits**

When a jurisdictional audit is conducted by the Company or an independent Certified Public Accountant (CPA) auditing firm selected by the Company, the audit results will be furnished to the customer by certified U.S. Mail (return receipt requested). The customer may contest the audit results by providing written notification (by certified U.S. Mail, return receipt requested), to the Company within fifteen (15) calendar days from the date the audit report is furnished to the customer by certified U.S. Mail (return receipt requested). When a jurisdictional audit is conducted by an independent Certified Public Accountant (CPA) auditing firm selected by the customer, the audit results will be furnished to the Company by certified U.S. Mail (return receipt requested). The Company may contest the audit results by providing written notification (by certified U.S. Mail, return receipt requested), to the customer within fifteen (15) calendar days from the date the audit report is furnished to the Company by certified U.S. Mail (return receipt requested).

Contested audits will be resolved by the Company and the customer within thirty (30) days of written notification, or a neutral arbitrator will be mutually agreed upon by the Company and the customer. During the initial thirty (30) day resolution period, the Company and the customer will review the audit process and the data used to calculate the PIU factor, in an attempt to resolve the dispute. Should the Company and the customer resolve the dispute on the PIU factor, a neutral arbitrator would not be warranted.

Contested audits will be resolved by a neutral arbitrator mutually agreed upon by the Company and the customer. The arbitration hearing will be conducted in Denver, Colorado or a state and location within the Company operating territory that is mutually agreed upon by both parties. The arbitration proceeding, including the decision rendered, shall be governed by the law (both statutory and case) of the state in which the arbitration hearing is held, including, but not limited to the Uniform Arbitration Act, as adopted in that state.

Prior to the arbitration hearing, each party shall notify the arbitrator of the PIU factor which that party believes to be correct. The arbitrator, in deciding, may adopt the PIU factor of either party or may adopt a PIU factor different from those proposed by the parties.

**ACCESS SERVICE****2. GENERAL REGULATIONS****2.3 OBLIGATIONS OF THE CUSTOMER****2.3.10 JURISDICTIONAL REPORTS REQUIREMENTS****D. Jurisdictional Report Dispute and Auditing Procedures****4. Contested Audits (Cont'd)**

If the arbitrator adopts a PIU factor proposed by one of the parties, the other party (whose PIU factor was not adopted) shall pay all costs of the arbitration. If the arbitrator adopts a PIU factor higher than the PIU factors proposed by both parties, then the party proposing the lower PIU factor shall pay all costs of the arbitration. If the arbitrator adopts a PIU factor lower than the PIU factor proposed by both parties, then the party proposing the higher PIU factor shall pay all costs of the arbitration. If the arbitrator adopts a PIU factor which falls between the two factors proposed by the parties, then the parties shall each pay one-half of the arbitration costs.

Absent written notification, within the timeframe as set forth preceding, audit results cannot be contested and the Company will adjust the customer's PIU factor based upon the audit results as set forth in C., preceding.

**E. Application of PIU**

When the Access Service is not available in the intrastate jurisdiction, the PIU factor must be one hundred percent (100%).

## ACCESS SERVICE

## 2. GENERAL REGULATIONS

## 2.3 OBLIGATIONS OF THE CUSTOMER

## 2.3.10 JURISDICTIONAL REPORTS REQUIREMENTS(Cont'd)

## F. Identification and Rating of VoIP-PSTN Traffic

VoIP-PSTN Traffic is defined as traffic exchanged between a Company end user and the customer in Time Division Multiplexing (TDM) format that originates and/or terminates in Internet Protocol (IP) format. This section governs the identification and compensation of VoIP-PSTN Traffic that is required to be compensated at access rates unless the parties have agreed otherwise by the F.C.C. in its Report and Order in WC Dockets Nos. 10-90, etc., F.C.C. Release No. 11-161 (November 18, 2011) (F.C.C. Order). Specifically, this section establishes the method of separating VoIP-PSTN Traffic from the customer's traditional intrastate access traffic, so that VoIP-PSTN Traffic can be billed in accordance with the F.C.C. Order.

The FCC released its Second Order of Reconsideration in WC Docket No. 10-90, etc., FCC Release No. 12-47 (April 25, 2012) which temporarily modified the compensation of originating VoIP-PSTN Traffic on a prospective basis. Upon receipt, validation and acceptance of the Percent VoIP Usage factor, originating VoIP-PSTN Traffic will be compensated as follows:

- Between the Initial Implementation date described in 2.3.10.F.2 and July 12, 2012, the applicable rate elements used in providing originating access for VoIP-PSTN Traffic and associated facilities will be billed according to interstate access rates.
- Effective July 13, 2012 the applicable rate elements used in providing originating access for intrastate VoIP-PSTN Traffic and associated facilities will be billed according to intrastate access rates. The applicable rate elements used in providing originating access for interstate VoIP-PSTN Traffic and associated facilities will be billed according to interstate access rates.
- Effective July 1, 2014 the applicable rate elements used in providing originating access for intrastate VoIP-PSTN Traffic and associated facilities will be billed according to interstate access rates.
- After the Initial Implementation date described in 2.3.10.F.2, terminating VoIP-PSTN Traffic and associated facilities will be billed according to interstate access rates.

## ACCESS SERVICE

## 2. GENERAL REGULATIONS

## 2.3 OBLIGATIONS OF THE CUSTOMER

## 2.3.10 JURISDICTIONAL REPORTS REQUIREMENTS

## F. Identification and Rating of VoIP-PSTN Traffic (Cont'd)

VoIP-PSTN Traffic and associated facilities identified in accordance with this tariff section will be billed at rates equal to the Company's applicable tariffed interstate switched access rates when applicable based on the schedule shown above.

## 1. Calculation and Application of Percent-VoIP- Usage Factors

- a. The Company will determine the number of VoIP-PSTN Traffic minutes of use (MOU) to which interstate rates will be applied under B, preceding, by applying an originating Percent VoIP Usage (PVU) factor to the total intrastate access MOU originated by a Company end user and delivered to the customer and by applying a terminating PVU factor to the total intrastate access MOU terminated by a customer to the Company's end user.
- b. The Company will use intrastate average data and the customer provided Facility PVU to determine the monthly recurring credit for terminating VoIP-PSTN Traffic.
- c. The customer will calculate and furnish to the Company an originating PVU factor representing the whole number percentage of the customer's total originating intrastate access MOU that the customer exchanges with the Company in the State that is received from the Company and that is terminated in IP format and that would be billed by the Company as intrastate access MOU. (C)
- d. The customer will calculate and furnish to the Company a terminating PVU factor representing the whole number percentage of the customer's total terminating intrastate access MOU that the customer exchanges with the Company in the State that is sent to Company and which originated in IP format and that would be billed by the Company as intrastate access MOU. (C)
- e. The customer shall not modify their reported PIU factor to account for VoIP-PSTN Traffic.
- f. The customer will calculate and furnish to the Company a Facility PVU factor representing the whole number percentage of the customer's total monthly recurring switched transport charges that are associated with the intrastate access MOU included in the PVU factor.

**ACCESS SERVICE****2. GENERAL REGULATIONS****2.3 OBLIGATIONS OF THE CUSTOMER****2.3.10 JURISDICTIONAL REPORTS REQUIREMENTS****F. Identification and Rating of VoIP-PSTN Traffic****1. Calculation and Application of Percent-VoIP- Usage Factors (Cont'd)**

- g. Both the customer provided originating PVU and the terminating PVU and the Facility PVU shall be based on information such as the number of the customer's retail VoIP subscriptions in the state (e.g. as reported on F.C.C. Form 477), traffic studies, actual call detail or other relevant and verifiable information which will be provided to the Company upon request.
- h. The customer shall retain the call detail, work papers, and information used to develop the PVU factors for a minimum of one year.
- i. If the Customer does not furnish the Company with a PVU factor, the Company will utilize a PVU equal to zero.

**2. Initial Implementation of PVU Factors**

- a. If the PVU factors cannot be implemented in the Company's billing systems by December 29, 2011, once the factors can be implemented the Company will adjust the customer's bills to reflect the PVU factors prospectively in the next bill period if the PVU factors are provided by the customer to the Company prior to April 15, 2012.
- b. The Company may choose to provide credits based on the reported PVU factors on a quarterly basis until such time as the billing system modifications can be implemented.

**3. PVU Factor Updates**

The customer may update the PVU factors quarterly using the method set forth in 1.c, preceding. If the customer chooses to submit such updates, it shall forward to the Company, no later than 15 days after the first day of January, April, July and/or October of each year, revised PVU factors based on data for the prior three months, ending the last day of December, March, June and September, respectively. The revised PVU factors will serve as the basis for future billing and will be effective on the bill date of each such month and shall serve as the basis for subsequent monthly billing until superseded by new PVU factors. No prorating or back billing will be done based on the updated PVU factors.

**ACCESS SERVICE**

**2. GENERAL REGULATIONS**

**2.3 OBLIGATIONS OF THE CUSTOMER**

**2.3.10 JURISDICTIONAL REPORTS REQUIREMENTS**

**F. Identification and Rating of VoIP-PSTN Traffic (Cont'd)**

**4. PVU Factor Verification**

- a. Not more than twice in any year, the Company may request from the customer an overview of the process used to determine the PVU factors, the call detail records, description of the method for determining how the end user originates and terminates calls in IP format, and other information used to determine the customer's PVU factors furnished to the Company in order to validate the PVU factors supplied. The customer shall comply, and shall reasonably supply the requested data and information within 15 days of the Company's request.
- b. The Company may dispute the Customer's PVU factor based upon:
  - A review of the requested data and information provided by the customer, or customer's refusal to provide the data and information to support the PVU factors.
  - The Company's reasonable review of other market information, F.C.C. reports on VoIP lines, such as F.C.C. Form 477 or state level results based on the F.C.C. Local Competition Report or other relevant data.
  - A change in the reported PVU factor by more than five percentage points from the preceding quarter.
- c. If after review of the data and information, the customer and the Company establishes revised PVU factors, the Company will begin using those revised PVU factors with the next bill period.

**ACCESS SERVICE**

**2. GENERAL REGULATIONS**

**2.3 OBLIGATIONS OF THE CUSTOMER**

**2.3.10 JURISDICTIONAL REPORTS REQUIREMENTS**

**F. Identification and Rating of VoIP-PSTN Traffic**

**4. PVU Factor Verification (Cont'd)**

- d. If the dispute is unresolved, the Company may initiate an audit. The Company shall limit audits of the customer's PVU factor to no more than twice per year. The customer may request that the audit be conducted by an independent auditor. In such cases the associated auditing expenses will be paid by the customer.
  - In the event that the customer fails to provide adequate records to enable the Company or an independent auditor to conduct an audit verifying the customer's PVU factors, the Company will bill the usage and associated facilities for all contested periods using the most recent undisputed PVU factors reported by the customer. If no undisputed PVU factors exist, then PVU factors of zero percent will be used for all contested periods. These PVU factors will remain in effect until the audit can be completed.
  - During the audit, the most recent undisputed PVU factors from the previous reporting period will be used by the Company.
  - The Company will adjust the customer's PVU factors based on the results of the audit and implement the revised PVU in the next billing period or quarterly report date, whichever is first. The revised PVU factors will apply for the next two quarters before new factors can be submitted by the customer.
  - If the audit supports the customer's PVU factors, the usage for the contested periods will be adjusted to reflect the customer's audited PVU factors.



**ACCESS SERVICE****2. GENERAL REGULATIONS****2.3 OBLIGATIONS OF THE CUSTOMER (Cont'd)****2.3.11 DETERMINATION OF JURISDICTION FOR MIXED INTERSTATE AND INTRASTATE PRIVATE LINE TRANSPORT SERVICE, EXPANDED INTERCONNECTION-COLLOCATION SERVICE AND ACCESS SERVICE BILLING**

(C)

A. When ordering service, customers must state the jurisdiction for each of the following services:

- Private Line Transport Service Non-Competitive End-User Channel Termination (EUCT),

(C)

(C)

- Private Line Transport Service Non-Competitive EUCT Expanded Interconnection-Collocation (EIC)

(D)

(C)

- EIC Common Components

(D)

When the service ordered is used for both interstate and intrastate traffic, the jurisdiction will be determined as follows:

1. If the customer's estimate of the interstate traffic on the service involved constitutes more than 10% of the total traffic on that service, the service will be provided in accordance with the applicable rules and regulations of this Tariff.

2. If the customer's estimate of the interstate traffic on the service involved constitutes 10% or less of the total traffic on that service, the service will be provided in accordance with the appropriate intrastate rules and regulations.

B. If a customer's estimate of interstate traffic on an interstate service or the estimate of interstate traffic on an intrastate service in A., preceding, should change to 10% or less, or to more than 10%, the service requires a change in jurisdiction and the customer must submit an order to change the jurisdiction of the service.

A change in jurisdiction for Private Line Transport Service Non-Competitive EUCT, is considered a service rearrangement and subject to the regulations set forth in 7.1.1.A., following.

(C)

|

(C)

## ACCESS SERVICE

## 2. GENERAL REGULATIONS

## 2.3 OBLIGATIONS OF THE CUSTOMER

## 2.3.11 DETERMINATION OF JURISDICTION FOR MIXED INTERSTATE AND INTRASTATE PRIVATE LINE TRANSPORT SERVICE, EXPANDED INTERCONNECTION-COLLOCATION SERVICE AND ACCESS SERVICE BILLING (Cont'd)

(C)

## C. Expanded Interconnection Collocation (EIC) Service Common Components

EIC Common Components are those EIC rate elements which are common in use for Private Line Transport Service Non-Competitive End User Channel Termination (EUCT) and Switched Service as set forth in Section 21, following. When a customer orders EIC Common Components, which will be used for transmission of interstate and intrastate access service, the jurisdiction of the common components will be determined as follows:

(C)  
(C)

1. If the customer estimates the common components will be utilized more than ten percent for the transmission of interstate access service, the common components will be provided in accordance with the applicable rules and regulations of this Tariff.
  2. If the customer estimates the common components will be utilized ten percent or less for the transmission of interstate access service, the common components will be provided in accordance with the appropriate intrastate rules and regulations.
- D. When an Access Service Bill (as described in 13.10) contains both interstate and intrastate billing, the jurisdiction will be determined as follows:
1. If the customer's estimate of the interstate charges on the bill constitutes more than ten percent of the total charges on that bill, the bill will be provided in accordance with the applicable rules and regulations of this Tariff.
  2. If the customer's estimate of the interstate charges on the bill constitutes ten percent or less of the total charges on that bill, the bill will be provided in accordance with the appropriate intrastate rules and regulations.

**ACCESS SERVICE****2. GENERAL REGULATIONS****2.3 OBLIGATIONS OF THE CUSTOMER (Cont'd)****2.3.12 DETERMINATION OF INTERSTATE CHARGES FOR MIXED INTERSTATE AND INTRASTATE ACCESS SERVICE**

A. For all Access Service except those services as set forth in 2.3.11, preceding, where mixed interstate and intrastate Access Service is provided, all charges (i.e., nonrecurring, monthly and/or usage) including optional features charges, will be prorated between interstate and intrastate. The PIU factors provided in the jurisdictional reports as set forth in 2.3.10, preceding, will serve as the basis for prorating the charges. The percentage of an Access Service to be charged as interstate is applied in the following manner:

1. For monthly and nonrecurring chargeable rate elements, multiply the percent interstate use times the quantity of chargeable elements, times the stated tariff rate per element. In the event that the customer has provided a separate percent interstate use for terminating access for CST3 or FGD, the projected PIU factor for originating access minutes of use will be used to determine the apportionment of charges.
2. For usage-sensitive (i.e., access minutes and calls) chargeable rate elements, multiply the percent interstate use times actual use (i.e., measured or Telephone Company assumed average use), times the stated tariff rate.

The PIU factor will change as revised usage reports are submitted as set forth in 2.3.10, preceding.

B. When mixed interstate and intrastate Access Service is provided on those services set forth in 2.3.11, preceding, and the jurisdiction of the service is determined in accordance with 2.3.11 to be an interstate service, one-hundred percent (100%) of all recurring rates (i.e., daily and monthly) and all nonrecurring charges of this Tariff will apply. If the jurisdiction of the service is determined to be an intrastate service, one-hundred percent (100%) of the intrastate charges will apply.

ACCESS SERVICE

2. GENERAL REGULATIONS

2.3 OBLIGATIONS OF THE CUSTOMER (Cont'd)

2.3.13 INSURANCE FOR EXPANDED INTERCONNECTION - COLLOCATION

A. General

1. Interconnector at all times shall at its own cost and expense, carry and maintain the insurance coverage as specified in 2., through 6., following whichever is applicable.
2. All insurance shall be placed with insurers having a "Best's" rating of B+XIII and under such form of policies acceptable to the Company. The Interconnector shall provide certificate(s) of insurance evidencing coverage prior to accessing the Company-designated point of interconnection or Company premises and annually thereafter within ten (10) days of renewal of any coverage maintained pursuant to 2.3.13. Such certificate(s) shall be forwarded to the attention of:

Qwest Corporation  
EIC Product Manager  
931 14th Street  
Denver, CO 80202

(T)

The certificate shall state the following:

- the Company is named as additional insured on all policies specified in 3., following:
- thirty (30) days prior written notice of cancellation of, material change or exclusions in the policy(s) to which certificate(s) relate shall be given to the Company;
- coverage is primary and not excess of, or contributory with, any other valid and collectible insurance purchased or maintained by the Company;
- policy(s) provides severability of interest/cross liability coverage.

## ACCESS SERVICE

## 2. GENERAL REGULATIONS

## 2.3 OBLIGATIONS OF THE CUSTOMER

## 2.3.13 INSURANCE FOR EXPANDED INTERCONNECTION-COLLOCATION

## A. General (Cont'd)

3. Commercial General Liability insurance covering claims for bodily injury, death, personal injury or property damage occurring or arising out of interconnection. Coverage must provide premises-operations, products/completed operations and contractual liability with respect to the liability assumed by Interconnector in this Tariff (independent contractors protection required if any subcontractors will be used to place EIC facilities). This insurance shall also include underground hazard coverage (commonly referred to as "U" coverage) if work may cause damage to underground facilities regardless of whether the work is performed by manual or mechanical means. The per occurrence, combined single limits of insurance shall not be less than:

|                                       |             |
|---------------------------------------|-------------|
| • Each Occurrence                     | \$1,000,000 |
| • General Aggregate Limit             | \$1,000,000 |
| • Products-Completed Operations Limit | \$1,000,000 |
| • Personal Injury Limit               | \$1,000,000 |

4. Statutory Workers' Compensation insurance as required in the state(s) where the interconnection occurs; and Employers' Liability or "Stop Gap" insurance with limits of not less than \$100,000 each accident.
5. The interconnector may also elect to purchase business interruption and contingent business interruption insurance, knowing that the Company has no liability for loss of profits or revenues should the interruption of service occur.
6. Interconnector will not be allowed access to the Company-designated point of interconnection until the obligations of this section have been fulfilled. The fulfillment of such obligations, however, shall not otherwise relieve the Interconnector of any liability assumed in this Tariff or in any way modify the Interconnector's obligations to indemnify the Company.

Interconnector shall require its subcontractors who may be used to place EIC facilities to maintain insurance as described in 2.3.13.

**ACCESS SERVICE**

**2. GENERAL REGULATIONS**

**2.3 OBLIGATIONS OF THE CUSTOMER (Cont'd)**

**2.3.14 DETERMINATION OF THE CUSTOMER OF RECORD FOR PRIVATE LINE  
TRANSPORT SERVICE**

**A. Private Line Transport Service**

The customer who is designated on the order as the party who is responsible for and who will be billed for the service is the customer of record for that specific service.

**B. Private Line Transport Service Connected to Expanded Interconnection-  
Collocation Service**

The customer of record for Private Line Transport Service and the customer of record for Expanded Interconnection-Collocation Service may be different, except as set forth in A., preceding. The customer of record is determined as set forth following:

- If the Private Line Transport Service customer uses an interconnector's services, the interconnector may order Private Line Transport Service and Expanded Interconnection-Collocation Service in its own name in which case the interconnector will be the customer of record for both services.

## ACCESS SERVICE

## 2. GENERAL REGULATIONS

## 2.3 OBLIGATIONS OF THE CUSTOMER

## 2.3.14 DETERMINATION OF THE CUSTOMER OF RECORD FOR PRIVATE LINE TRANSPORT SERVICE

## B. Private Line Transport Service Connected to Expanded Interconnection-Collocation Service (Cont'd)

- If the interconnector orders Private Line Transport Service Non-Competitive End User Channel Termination (EUCT) as an agent for the Private Line Transport Service Non-Competitive EUCT customer, the Private Line Transport Service Non-Competitive EUCT customer will be the Private Line Transport Service Non-Competitive EUCT Customer Of Record (COR) and the interconnector will be the Expanded Interconnection-Collocation Service COR.

(C)

(C)

(D)

(D)

- If the Private Line Transport Service Non-Competitive EUCT customer orders the Private Line Transport Service Non-Competitive EUCT directly, the Private Line Transport Service Non-Competitive EUCT customer will be the Private Line Transport Service COR and the interconnector will be the Expanded Interconnection-Collocation Service COR.

(C)

(C)

- If the interconnector designates a different COR for the EICT or ITP, the designated EICT or ITP COR must provide the Company with a Letter Of Authorization (LOA) as set forth in 21.1, following. The EICT or ITP will be ordered and billed in its entirety to the designated COR. The Private Line Transport Services Non-Competitive EUCT connected to the EICT or ITP may be ordered and billed to the Private Line Transport Service Non-Competitive EUCT customer, the designated EICT or ITP COR or the Expanded Interconnection-Collocation Service COR.

(C)

(C)

**ACCESS SERVICE****2. GENERAL REGULATIONS****2.3 OBLIGATIONS OF THE CUSTOMER (Cont'd)****2.3.15 DETERMINATION OF THE CUSTOMER OF RECORD WHEN SWITCHED ACCESS SERVICE CONNECTS TO EXPANDED INTERCONNECTION-COLLOCATION SERVICE**

The COR for Switched Access Service and the COR for Expanded Interconnection-Collocation Service may be different. The COR is determined as set forth following:

- If the interexchange carrier uses an interconnector's services, the interconnector may order Switched Access Service and Expanded Interconnection-Collocation Service in its own name in which case the interconnector will be the COR for both services.
- If the interconnector orders Switched Access Service as an agent for the interexchange carrier, the interexchange carrier will be the Switched Access Service COR for the Switched Access Services and the interconnector will be the Expanded Interconnection-Collocation Service COR.
- When a Section 6 CO multiplexing optional feature connects to an Expanded Interconnection-Collocation Channel Termination or ITP, the multiplexing option is billed in its entirety to the COR for the EICT or ITP (i.e., the EIC Service COR or the designated EICT or ITP COR).
- If the interexchange carrier orders the Switched Access Service directly, the interexchange carrier will be the Switched Access Service COR and the interconnector will be the Expanded Interconnection-Collocation Service COR.
- If the interconnector designates a different COR for the EICT or ITP, the designated EICT or ITP COR must provide the Company with an LOA as set forth in 21.1, following. The EICT or ITP will be ordered and billed in its entirety to the designated COR. The Switched Access Service connected to the EICT or ITP may be ordered and billed to the Switched Access Service COR, the designated EICT or ITP COR, or the Expanded Interconnection-Collocation Service COR.



**ACCESS SERVICE****2. GENERAL REGULATIONS****2.3 OBLIGATIONS OF THE CUSTOMER (Cont'd)****2.3.16 DETERMINATION OF THE CUSTOMER OF RECORD WHEN SWITCHED ACCESS SERVICE UTILIZES TANDEM SIGNALING INFORMATION**

The customer of record for CST3 or FGD Service and the customer of record for an Entrance Facility (EF) and a Direct-Trunked Transport (DTT) facility equipped with Tandem Signaling Information (TSI) may be different as set forth following:

- A Tandem Service Provider (TSP) may order, in its own name, originating and/or terminating CST3 or FGD Service, an EF and a DTT facility equipped with TSI. In this case, the TSP is the customer of record for all rates and charges between the Company end office and the TSP's premises.
- If a customer other than a TSP orders originating CST3 or FGD Service directly, that customer is the customer of record for all recurring usage rate elements associated with originating CST3 or FGD Service and the nonrecurring charges. The TSP is the customer of record for the EF recurring and nonrecurring charges and the DTT recurring rate element when the DTT facility is equipped with TSI between the Company end office and the Company serving wire center of the TSP's premises.
- If a TSP orders originating CST3 or FGD Service as an agent of the customer, that customer is the customer of record for all recurring usage rate elements associated with originating CST3 or FGD Service and the nonrecurring charges. The TSP is the customer of record for the EF recurring and nonrecurring charges and the DTT recurring rate element when the DTT facility is equipped with TSI between the Company end office and the Company serving wire center of the TSP's premises.
- For one-way provisioned terminating CST3 or FGD service between the Company end office and the TSP's premises, the TSP is the customer of record and is responsible for ordering terminating CST3 or FGD service for their customer. The customer, at their request, may choose to have the rates and charges for terminating CST3 or FGD service billed to them directly or enter into a bill data arrangement with the Company to bill the IC customer as set forth in 13.11, following.

**ACCESS SERVICE****2. GENERAL REGULATIONS****2.4 PAYMENT ARRANGEMENTS AND CREDIT ALLOWANCES****2.4.1 PAYMENT OF RATES, CHARGES AND DEPOSITS**

- A. The Telephone Company will, in order to safeguard its interests, only require a customer who has a proven history of late payments to the Telephone Company or does not have established credit to make a deposit prior to or at any time after the provision of service to the customer to be held by the Telephone Company as a guarantee of the payment of rates and charges. No such deposit will be required of a customer which is a successor of a company which has established credit and has no history of late payments to the Telephone Company. Such deposit may not exceed the actual or estimated rates and charges for the service for a two month period. The fact that a deposit has been made in no way relieves the customer from complying with the Telephone Company's regulations as to the prompt payment of bills. At such time as the provision of the service to the customer is terminated, the amount of the deposit will be credited to the customer's account, and any credit balance which may remain will be refunded. Such a deposit will be refunded or credited to the account when the customer has established credit or, in any event, after the customer has established a one year prompt payment record at any time prior to the termination of the provision of the service to the customer. In case of a cash deposit, for the period the deposit is held by the Telephone Company, the customer will receive interest at the same percentage rate as that set forth in B.3.b.(1) or in B.3.b.(2), following, whichever is lower.

The rate will be compounded daily for the number of days from the date the customer deposit is received by the Telephone Company to and including the date such deposit is credited to the customer's account or the date the deposit is refunded by the Telephone Company. Should a deposit be credited to the customer's account, as indicated above, no interest will accrue on the deposit from the date such deposit is credit to the customer's account.

**ACCESS SERVICE****2. GENERAL REGULATIONS****2.4 PAYMENT ARRANGEMENTS AND CREDIT ALLOWANCES****2.4.1 PAYMENT OF RATES, CHARGES AND DEPOSITS (Cont'd)**

- B. The Company shall bill on a current basis all charges incurred by and credits due to the customer under this Tariff attributable to services, including, but not limited to, Maintenance of Service as set forth in 13.4, following, established or discontinued during the preceding billing period. In addition, the Company shall bill in advance charges for all services to be provided during the ensuing billing period except for charges associated with service usage and for the Federal Government, which will be billed in arrears. The bill day (i.e., the billing date of a bill for a customer for Access Service under this Tariff), the period of service each bill covers, and the payment date will be as follows:
1. For IC Subscription, as set forth in Section 13, and End User Access Service, as set forth in Section 4, the Company will establish a bill day each month for each customer account. The bill will cover End User Access Service charges and IC Subscription charges for the ensuing billing periods, except for the Federal Government, which will be billed in arrears. Any applicable charges, any known unbilled charges for prior periods and any known unbilled adjustments for prior periods will be applied. Such bills are due when rendered.
  2. For all other services (excluding 1., preceding, EIC QPF Fees and EIC nonrecurring charges on the quotation as set forth in Section 21, following), the Company will establish a bill day each month for each customer account. The bill will cover non-usage-sensitive service charges for the ensuing billing period and any known unbilled non-usage-sensitive charges. Any known unbilled usage charges for prior periods and any known unbilled adjustments will also be applied to this bill. Payment for such bills is due as set forth in 3., following. If payment is not received by the payment date, as set forth in 3., following, in immediately available funds, a late payment penalty will apply as set forth in 3., following.

**ACCESS SERVICE****2. GENERAL REGULATIONS****2.4 PAYMENT ARRANGEMENTS AND CREDIT ALLOWANCES****2.4.1 PAYMENT OF RATES, CHARGES AND DEPOSITS**

B. (Cont'd)

**3. Payment Due Date and Late Payment Penalty**

- a. All bills provided to the customer by the Company, as set forth in 2., preceding and excluding 1., preceding, are due (payment date) and payable in immediately available funds by the next bill date (i.e., same date in the following month as the bill date). If such payment date would cause payment to be due on a Saturday, Sunday or holiday (i.e., New Year's Day, Independence Day, Labor Day, Thanksgiving Day, Veteran's Day, Christmas Day and a day when Washington's Birthday or Memorial Day or Columbus Day is legally observed) payment for such bills will be due from the customer as follows:
  - If such payment date falls on a Sunday or on a holiday which is observed on a Monday, the payment date shall be the first non-holiday day following such Sunday or holiday. If such payment date falls on a Saturday or on a holiday which is observed on Tuesday, Wednesday, Thursday or Friday, the payment date shall be the last non-holiday day preceding such Saturday or holiday.
- b. Further, if any portion of the payment is received by the Company after the payment date as set forth in a. preceding, or if any portion of the payment is received by the Company in funds which are not immediately available to the Company, then a late payment penalty shall be due to the Company. The late payment penalty shall be the portion of the payment not received by the payment date times a late factor. The late factor shall be the lesser of:
  - (1) The highest interest rate (in decimal value) which may be levied by law for commercial transactions, compounded daily for the number of days from the payment date to and including the date that the customer actually makes the payment to the Company, or
  - (2) 0.000407 per day, compounded daily for the number of days from the payment date to and including the date that the customer actually makes the payment to the Company.

**ACCESS SERVICE****2. GENERAL REGULATIONS****2.4 PAYMENT ARRANGEMENTS AND CREDIT ALLOWANCES****2.4.1 PAYMENT OF RATES, CHARGES AND DEPOSITS****B.3. (Cont'd)**

- c. In the event of a billing dispute, the customer must submit a documented claim for the disputed amount. If the claim is submitted within 90 days of the payment due date, any interest credits due the customer upon resolution of the dispute shall be calculated from the bill payment date. If the customer submits a claim for the disputed amount more than 90 days from the payment due date, any interest credits due the customer upon resolution of the dispute shall be calculated from the later of the date the claim was submitted, or the bill payment date. Any undisputed amounts withheld by the customer in conjunction with disputed amounts withheld, shall be subject to the late payment penalty, as set forth in b. preceding. The Telephone Company will resolve the dispute and assess interest credits or penalties to the customer as follows:
- If the dispute is resolved in favor of the Telephone Company and the customer has paid the disputed amount on or before the payment due date, no interest credits or penalties will apply.
  - If the dispute is resolved in favor of the Telephone Company and the customer has withheld the disputed amount, any payments withheld pending settlement of the dispute shall be subject to the late payment penalty as set forth in b. preceding.
  - If the dispute is resolved in favor of the customer and the customer has withheld the disputed amount, no interest credits or penalties will apply.
  - If the dispute is resolved in favor of the customer and the customer has paid the disputed amount, the customer will receive an interest credit from the Telephone Company for the disputed amount times a late factor. The late factor shall be the lesser of:

## ACCESS SERVICE

## 2. GENERAL REGULATIONS

## 2.4 PAYMENT ARRANGEMENTS AND CREDIT ALLOWANCES

## 2.4.1 PAYMENT OF RATES, CHARGES AND DEPOSITS

## B.3.c. (Cont'd)

- (1) The highest interest rate (in decimal value) which may be levied by law for commercial transactions, compounded daily for the number of days from the date when payment was made or credit claimed in accordance with c., preceding, to and including the payment due date (as set forth in 3.a., preceding) of the bill that reflects the credit for the disputed amount. In the event that the Company agrees to refund a credit by check or wire transfer, interest will be applied up to and including the date of issuance for either the check or wire transfer.
  - (2) 0.000407 per day, compounded daily for the number of days from the date when payment was made or credit claimed in accordance with c. preceding, to and including the payment due date (as set forth in 3.a., preceding) of the bill that reflects the credit for the disputed amount. In the event that the Company agrees to refund a credit by check or wire transfer, interest will be applied up to and including the date of issuance for either the check or wire transfer.
- C. Adjustments for the quantities of services established or discontinued in any billing period beyond the minimum period set forth for services in other sections of this Tariff is prorated to the number of days or major fraction of days based on a 30 day month. The Company will, upon request and if available, furnish such detailed information as may reasonably be required for verification of any bill. (C)
- D. When a rate as set forth in this Tariff is shown to more than two decimal places, the charges will be determined using the rate shown. The resulting amount will then be rounded to the nearest penny (i.e., rounded to two decimal places).
- E. When more than one copy of a customer bill for services provided under the provisions of this Tariff is furnished to the customer, an additional charge applies for each additional copy of the bill as set forth in 13.10, following.

## ACCESS SERVICE

## 2. GENERAL REGULATIONS

## 2.4 PAYMENT ARRANGEMENTS AND CREDIT ALLOWANCES (Cont'd)

## 2.4.2 MINIMUM PERIODS

The minimum period for which services are provided and for which rates and charges are applicable is one month unless otherwise specified.

When a service is discontinued prior to the expiration of the minimum period, charges are applicable, whether the service is used or not, as follows:

- A. When a service with a one month minimum period is discontinued prior to the expiration of the minimum period, a one month charge will apply at the rate level in effect at the time service is discontinued.
- B. When a Switched Access service with a minimum period greater than one month is discontinued prior to the expiration of the minimum period, the applicable charge will be the lesser of the following:
  - The Company's total nonrecoverable costs less the net salvage value for the discontinued service, or
  - The total monthly charges, at the rate level in effect at the time service is discontinued, for the remainder of the minimum period.
- C. When a service other than Switched Access with a minimum period greater than one month is discontinued prior to the expiration of the minimum period, discontinuance charges will apply as described in the appropriate pricing plan.
- D. When a PLTS Non-Competitive End User Channel Termination (EUCT) with a minimum period greater than one month is changed to a higher capacity PLTS Non-Competitive EUCT, the applicable charge will be the lesser of the following: (C)
  - The Company's total nonrecoverable costs less the net salvage value for the lower capacity service, or
  - The total monthly charges, at the rate level in effect at the time service is discontinued, for the remainder of the minimum period. (C)

**ACCESS SERVICE****2. GENERAL REGULATIONS****2.4 PAYMENT ARRANGEMENTS AND CREDIT ALLOWANCES (Cont'd)****2.4.3 CANCELLATION OF AN ORDER FOR SERVICE**

Provisions for the cancellation of an order for Switched Access, Private Line Transport Service Non-Competitive End User Channel Termination (EUCT) or any other Access Services set forth in Section 5, following.

(C)

**2.4.4 CREDIT ALLOWANCE FOR SERVICE INTERRUPTIONS****A. General**

A service is interrupted when it becomes unusable to the customer because of a failure of one or more facility components used to furnish service under this Tariff or in the event that the protective controls applied by the Company result in the complete loss of service by the customer as set forth in 6.5.1, following. An interruption period starts when an inoperative service is reported to the Company, and ends when the service is operative excluding the following:

- Customer requested monitoring and
- Other times when the service or customer's premises is not available for testing or repair of the service.

Reports of an inoperative service will be taken only from the customer of record for that particular service.

Refer to 7.1.2.E. for Service Interruption and Credits, including Service Guarantee-Repair, for regulations and credits that apply to services in Section 7. Those services include, but are not limited to: Non-Competitive EUCT Low Speed-Data, Voice Grade, Digital Data, DS1, DS3 and Video.

(T)

(C)

(C)



## ACCESS SERVICE

## 2. GENERAL REGULATIONS

## 2.4 PAYMENT ARRANGEMENTS AND CREDIT ALLOWANCES

## 2.4.4 CREDIT ALLOWANCE FOR SERVICE INTERRUPTIONS (Cont'd)

## B. When a Credit Allowance Applies

The credit allowance(s) for an interruption or for a series of interruptions shall not exceed (a) any applicable monthly charges or (b) the assumed minutes of use charge for the service interrupted in any one monthly billing period.

## 1. Service Guarantee - Repair

For services in Section 7, Service Guarantee-Repair conditions and allowances are specified in 7.1.2.E. (T)

## 2. Switched Access Service SHARP

For Switched Access Service SHARP, out of service credit will apply when the customer experiences a service interruption and the system fails to switch to the protected electronics and/or facilities within one second. Such credit will be based on information provided by the network surveillance system associated with SHARP. In the event of a service interruption, one month's billing credit of the protected service will be given. Such credit will apply to the DS1 and/or DS3 SHARP facility rate element. Credit will be limited to a maximum of one month for an interruption or series of interruptions within that month. Optical SHARP does not provide a credit allowance.

## 3. Section 10 Federal Government Specialized Service or Arrangements, and other PLTS not covered under Service Guarantee - Repair (C)

For Section 10 Federal Government Specialized Service or Arrangements and other PLTS not covered under Service Guarantee - Repair, no credit shall be allowed for an interruption of less than four hours. The customer shall be credited for an interruption of four hours or more at the rate of 1/180 of the monthly charges for the facility or service for each period of four hours or major fraction thereof that the interruption continues. The credit is determined based on the total of all the monthly rate element charges associated with that portion of the service which is inoperative. (C)

## ACCESS SERVICE

## 2. GENERAL REGULATIONS

## 2.4 PAYMENT ARRANGEMENTS AND CREDIT ALLOWANCES

## 2.4.4 CREDIT ALLOWANCE FOR SERVICE INTERRUPTIONS

## B. When a Credit Allowance Applies (Cont'd)

## 4. Switched Access Service

For Switched Access Service (including CCSAC and LIDB) and Directory Assistance Service, other than Entrance Facilities and Direct-Trunked Transport Facilities, no credit shall be allowed for an interruption of less than 24 hours. The customer shall be credited for an interruption of 24 hours or more at the rate of 1/30 of (a) any applicable monthly rates or (b) the assumed minutes of use charge for each period of 24 hours or major fraction thereof that the interruption continues.

For Switched Access Entrance Facilities, Direct-Trunked Transport Facilities and any optional multiplexing arrangements associated with such facilities, no credit shall be allowed for an interruption of less than 30 minutes. The customer shall be credited for an interruption of 30 minutes or more at the rate of 1/1440 of the monthly charges for each period of 30 minutes or major fraction thereof that the interruption continues. The monthly charge shall be the total of all the monthly rate element charges associated with that portion of the service (i.e., Entrance Facility, Direct-Trunked Transport Facility and Multiplexer) that is inoperative.

## 5. Specialized Service or Arrangements

Service interruptions for Specialized Service or Arrangements provided under the provisions of Section 10, following, shall be administered in the same manner as those set forth in this section unless other regulations are specified with the individual case filing.

(C)

(D)

(D)

## ACCESS SERVICE

## 2. GENERAL REGULATIONS

## 2.4 PAYMENT ARRANGEMENTS AND CREDIT ALLOWANCES

## 2.4.4 CREDIT ALLOWANCE FOR SERVICE INTERRUPTIONS

## B. When a Credit Allowance Applies (Cont'd)

## 6. Expanded Interconnection - Collocation Service

(T)

For Expanded Interconnection - Collocation Service, no credit shall be allowed for interruption of an EICT, ITP, or any other Company-provided EIC facility or Company-provided EIC component (e.g., VEIC Entrance Facility, VEIC -48 Volt DC Power and VEIC -48 Volt DC Power Cable), of less than 4 hours. The customer shall be credited for an interruption of 4 hours or more at the rate of 1/180 of the monthly charges for the facility or service for each period of 4 hours or major fraction thereof that the interruption continues.

An interruption of service due to failure of Interconnector Designated Equipment (IDE) and fiber optic cable as specified by the COR as set forth in Section 21, following, does not qualify as an interruption of service for EIC Service (e.g., no credit shall be allowed for the Company-provided EICT, VEIC Entrance Facility, VEIC -48 Volt DC Power and VEIC -48 Volt DC Power Cable) or any other Company-provided service in this Tariff interconnected to EIC Service. When the interconnector provides the Company with operative maintenance spares, the Company will apply the VEIC Equipment Maintenance - Labor charge as set forth in 21.7.1, following.

## ACCESS SERVICE

## 2. GENERAL REGULATIONS

## 2.4 PAYMENT ARRANGEMENTS AND CREDIT ALLOWANCES

## 2.4.4 CREDIT ALLOWANCE FOR SERVICE INTERRUPTIONS

## B. When a Credit Allowance Applies (Cont'd)

## 7. Service Guarantee - Diversity

The Company assures that Voice Grade Analog Service, Digital Data Service, Digital Data Service 2-Wire, DS1 and DS3 Service ordered with Diversity will meet the requirements as set forth in Section 11.1.A., following. Should both the primary route and the diverse (secondary) route fail at the same time and a minimum separation of 25 feet has not been provided, a Service Guarantee for Diversity credit for the Non-Competitive End User Channel Termination (EUCT), as set forth in 11.2.1, following, will be given to the customer provided that the following conditions have been met:

- the circuits are entirely within Company territory,
- there is a one-for-one ratio between the primary circuit and the secondary circuit,
- both circuits must fail at the same time,
- at the time of the repair of the two circuits, it is discovered that the circuits were not 25 feet apart and the repair problem occurred at a location where the two circuits should have had a 25 foot separation, and
- both circuits were reported to repair for the same incident.

Service Guarantee for Diversity applies for all circuits ordered with Diversity. The customer is responsible for any changes when Diversity is ordered to any existing service. The customer must notify the Company that the same changes be made to the secondary route at the same time. Should changes be ordered for the primary route and the same changes are not made for the secondary route, Service Guarantee - Repair credit, specified in 7.1.2.E., will apply instead of Service Guarantee for Diversity.

## 8. Common Line

When there is an interruption to a common line, requested credit allowances for Subscriber Line Charge and PICC rate elements are provided as set forth for the local exchange service for end user and reseller billed rates only. No credit allowance is made for an interruption to a common line when the PICC is assessed to the presubscribed carrier.

(T)

(T)

## ACCESS SERVICE

## 2. GENERAL REGULATIONS

## 2.4 PAYMENT ARRANGEMENTS AND CREDIT ALLOWANCES

## 2.4.4 CREDIT ALLOWANCE FOR SERVICE INTERRUPTIONS (Cont'd)

## C. When Credit Allowances Do Not Apply

No credit allowance will be provided for any service when any of the following conditions exist:

1. Interruptions caused by the negligence of the customer.
2. Interruptions of a service due to the failure of equipment or systems provided by the customer or others including the COR of the IDE and the fiber optic cable.
3. Interruptions of a service during any period in which the Company is not afforded access to the premises where the service is terminated.
4. Interruptions of a service when the customer has released that service to the Company for maintenance purposes, to make rearrangements, or for the implementation of an order for a change in the service during the time that was negotiated with the customer prior to the release of that service. Thereafter, a credit allowance as set forth in B., preceding, or 7.1.2.G., following, applies. (T)
5. Interruptions of a service which continue because of the failure of the customer to authorized replacement of any element of special construction, as set forth in CenturyLink Operating Companies Tariff F.C.C. No. 12. The period for which no credit allowance is made begins on the seventh day after the customer receives the Company's written notification of the need for such replacement and ends on the day after receipt by the Company of the customer's written authorization for such replacement.
6. Periods when the customer elects not to release the service for testing and/or repair and continues to use it on an impaired basis.
7. Periods of temporary discontinuance as set forth in 2.2.1.B. and 2.1.3.A.6, preceding.
8. Periods of interruption as set forth in 13.4, following.
9. An interruption or a group of interruptions, resulting from a common cause, for amounts less than one dollar.

**ACCESS SERVICE****2. GENERAL REGULATIONS****2.4 PAYMENT ARRANGEMENTS AND CREDIT ALLOWANCES****2.4.4 CREDIT ALLOWANCE FOR SERVICE INTERRUPTIONS****C. When Credit Allowances Do Not Apply (Cont'd)**

10. An interruption of service resulting from failure of IDE and/or interconnector-owned fiber optic cable does not qualify as an interruption of service for EIC Service or any other Company-provided service in this Tariff interconnected to EIC Service. For example, no credit shall be allowed for the Company-provided EICT, ITP, VEIC Entrance Facility, VEIC-48 Volt DC Power and VEIC-48 Volt DC Power Cable, etc. Any disputes regarding credit allowances for said interruption between the COR of the EICT, ITP, or any Company-provided services connected to the EICT or ITP, and the COR for the IDE shall be settled between the customers without involving the Company.
11. An interruption of local exchange service shall not result in a credit allowance for the PICC when that charge is assessed to the presubscribed carrier.
12. Credit does not apply when the circuits are not entirely within Company territory.

**D. Use of an Alternative Service Provided by the Company**

Should the customer elect to use an alternative service provided by the Company during the period that a service is interrupted, the customer must pay the tariffed rates and charges for the alternative service used.

**E. Temporary Surrender of a Service**

In certain instances, the customer may be requested by the Company to surrender a service for purposes other than maintenance, testing or activity relating to a service order. If the customer consents, a credit allowance will be granted. The credit allowance will be 1/1440 of the monthly rate for each period of 30 minutes or fraction thereof that the service is surrendered. In no case will the credit allowance exceed the monthly rate for the service surrendered in any 1 monthly billing period.

**ACCESS SERVICE**

**2. GENERAL REGULATIONS**

**2.4 PAYMENT ARRANGEMENTS AND CREDIT ALLOWANCES (Cont'd)**

**2.4.5 RE-ESTABLISHMENT OF SERVICE FOLLOWING FIRE, FLOOD OR OTHER OCCURRENCE**

**A. Nonrecurring Charges Do Not Apply**

Charges do not apply for re-establishment of service following a fire, flood or other occurrences attributed to an Act of God provided that:

1. The service is of the same type as was provided prior to the fire, flood or other occurrence.
2. The service is for the same customer.
3. The service is at the location on the same premises.
4. The re-establishment of service begins within 60 days after Telephone Company service is available. (The 60 day period may be extended a reasonable period if the renovation of the original location on the premise affected is not practical within the allotted time period.)

**B. Nonrecurring Charges Apply**

Nonrecurring Charges apply for establishing service at a different location on the same premises or at a different premises pending re-establishment of service at the original location.

**ACCESS SERVICE****2. GENERAL REGULATIONS****2.4 PAYMENT ARRANGEMENTS AND CREDIT ALLOWANCES (Cont'd)****2.4.6 TITLE OR OWNERSHIP RIGHTS**

The payment of rates and charges by customers for the services offered under the provisions of this Tariff does not assign, confer or transfer title or ownership rights to proposals or facilities developed or utilized, respectively, by the Company in the provision of such services.

**2.4.7 ORDERING, RATING AND BILLING OF ACCESS SERVICES WHERE MORE THAN ONE EXCHANGE TELEPHONE COMPANY IS INVOLVED**

The Multiple Exchange Carrier Access Billing (MECAB) (Technical Reference ATIS/OBF-MECAB) and the Multiple Exchange Carrier Ordering and Design Guidelines (MECOD) (Technical Reference ATIS/OBF-MECOD) are the standards on which the regulations in the following paragraphs are based. These standards determine the ordering, rating and billing for access services when the service is provided by more than one Exchange Telephone Company.

All information necessary for billing, ordering and design coordination will be provided based on the standards in the MECAB and MECOD guidelines to ensure that jointly provided access services are installed, tested and turned up in a timely manner.

**A. CSL and Feature Group A Switched Access Service**

1. The ordering, rating and billing of CSL or Feature Group A Switched Access Service will be based on revenue-sharing agreements between the Exchange Carriers jointly providing the service.
2. For CSL or Feature Group A Switched Access Service, the Exchange Telephone Company in whose territory the first point of switching is located will accept the order. In addition, the Exchange Telephone Company in whose territory the customer's point of termination is located must also receive a copy of the order from the customer.
3. The Exchange Telephone Company that accepts the order will then determine the charges involved, arrange to provide the Access Service ordered and bill the charges in accordance with its Access Service Tariff.



**ACCESS SERVICE****2. GENERAL REGULATIONS****2.4 PAYMENT ARRANGEMENTS AND CREDIT ALLOWANCES****2.4.7 ORDERING, RATING AND BILLING OF ACCESS SERVICES WHERE MORE THAN ONE EXCHANGE TELEPHONE COMPANY IS INVOLVED (Cont'd)**

- B. CST1, CST2, CST3, Feature Groups B, C and D Switched Access Service, Private Line Transport Service, and Directory Assistance Access Service.

All Meet Point Billing provisions will remain in effect until further notice by the Federal Communications Commission.

When more than one Exchange Telephone Company is involved in the provision of Access Service the customer requesting initial service will be notified in writing at least 30 days prior to the initial billing date which Exchange Telephone Company's set of terms and conditions apply, and of the billing arrangement for any jointly-provided Access Service ordered. Customers requesting additional service will not be notified unless a change in the existing billing arrangement is made. In the event of a change in the existing billing arrangement, the customer will be notified in writing at least 30 days prior to the date when the Exchange Telephone Companies involved in the provision of Access Service agree to change from one billing arrangement to another. Notification will also include the customer's method of payment.

1. Each Exchange Telephone Company involved shall receive a copy of the order. The Exchange Telephone Company that accepts the order and/or bills the customer is determined as follows:
  - a. CST1, CST2, CST3, FGB, FGC and FGD ordered to an end office - The Exchange Telephone Company where the end office is located will accept the order and bill the customer.
  - b. CST1, CST2, CST3, FGB, FGC and FGD ordered to an access tandem - The Exchange Telephone Company that owns the access tandem will accept the order. The Exchange Telephone Company that owns the end office(s) that subtend the access tandem will bill the customer.
  - c. CST3 and FGD Service ordered to a customer-provided tandem - The Exchange Telephone Company in whose territory the customer-provided tandem resides will accept the order. The Exchange Telephone Company that owns the equal access end office(s) that subtend the customer-provided tandem will bill the customer in accordance with the customer of record determination as set forth in 2.3.16, preceding.

**ACCESS SERVICE****2. GENERAL REGULATIONS****2.4 PAYMENT ARRANGEMENTS AND CREDIT ALLOWANCES****2.4.7 ORDERING, RATING AND BILLING OF ACCESS SERVICES WHERE MORE THAN ONE EXCHANGE TELEPHONE COMPANY IS INVOLVED****B.1. (Cont'd)**

- d. Voice DA - The Exchange Telephone Company where the Directory Assistance bureau is located will accept the order and bill the customer.
  - e. Private Line Transport Service with or without Hub - Each Exchange Telephone Company involved will receive a copy of the order from the customer. The customer will be notified within 15 days after placing the order, which Exchange Telephone Company will accept the order and which Exchange Telephone Company will bill the customer.
2. Upon agreement between the Exchange Telephone Companies involved, a single bill will be rendered to the customer. The Exchange Telephone Company rendering the bill is the Exchange Telephone Company as determined in 1., preceding. There are three single bill alternatives that the Exchange Telephone Companies may agree to provide and are described following.

There are payment options with Alternative No. 1 and Alternative No. 2. In the first payment option, the Exchange Telephone Companies can require the customer to remit payment via a single check to the bill rendering Exchange Telephone Company. In the second payment option, the Exchange Telephone Companies can require the customer to remit payment via multiple checks to all of the Exchange Telephone Companies jointly provisioning the access service to the customer.

a. Alternative No. 1[1]

The Exchange Telephone Company that will render the single bill will separately identify the rates and charges of each Exchange Telephone Company involved. The billing Exchange Telephone Company will maintain and administer in its billing system the applicable rates and charges for all of the involved Exchange Telephone Companies. The Exchange Telephone Companies not rendering the single bill will provide the interpretation and application of their tariffs to the billing Exchange Telephone Company.

[1] Also termed Single Bill - Multiple Tariff

**ACCESS SERVICE**

**2. GENERAL REGULATIONS**

**2.4 PAYMENT ARRANGEMENTS AND CREDIT ALLOWANCES**

**2.4.7 ORDERING, RATING AND BILLING OF ACCESS SERVICES WHERE MORE THAN ONE EXCHANGE TELEPHONE COMPANY IS INVOLVED**

**B.2. (Cont'd)**

**b. Alternative No. 2[1]**

The Exchange Telephone Company that will render the single bill will receive a prepared bill from each involved Exchange Telephone Company. For Switched Access and/or Voice DA Services, the billing Exchange Telephone Company will receive prepared bills without usage data. The billing Exchange Telephone Company will then apply usage data to the bills, calculate the charges and combine all of the bills into one bill. For usage-rated services, the billing Exchange Telephone Company and the non-billing Exchange Telephone Company will use the same amount of usage on the bill.

**c. Alternative No. 3[2]**

The Exchange Telephone Company that will render the single bill will include in its rates and charges the costs of each Exchange Telephone Company involved and will bill for the entire access service(s) ordered. For usage-rated services, the billing Exchange Telephone Company and the non-billing Exchange Telephone Company will use the same amount of usage on the bill.

The rates and charges for each Exchange Telephone Company are based upon billing percentages. These billing percentages are agreed upon by each Exchange Telephone Company.

The customer will receive from the non-billing Exchange Telephone Company a written agency agreement authorizing payment to the billing Exchange Telephone Company.

[1] Also termed Single Bill - Pass Through

[2] Also termed Single Bill - Single Tariff

## ACCESS SERVICE

## 2. GENERAL REGULATIONS

## 2.4 PAYMENT ARRANGEMENTS AND CREDIT ALLOWANCES

## 2.4.7 ORDERING, RATING AND BILLING OF ACCESS SERVICES WHERE MORE THAN ONE EXCHANGE TELEPHONE COMPANY IS INVOLVED

B. CST1, CST2, CST3, Feature Groups B, C and D Switched Access Service, Private Line Transport Service, and Directory Assistance Access Service. (Cont'd)

3. If the Exchange Telephone Companies involved cannot agree upon a single bill alternative, then each Exchange Telephone Company will render a separate bill to the customer. This billing arrangement is described in 4., following.
4. When the Exchange Telephone Companies involved agree to render separate bills the following regulations apply:
  - a. Each Exchange Telephone Company involved will accept the order from the customer.
  - b. Each Exchange Telephone Company will provide the portion of the Transport or Channel Mileage element in its operating territory and will bill the charges in accordance with its access Service tariff. All other appropriate charges in each Exchange Telephone Company's tariff are applicable.
  - c. Each Exchange Telephone Company will render bills for nonrecurring charges as they are incurred. Bills for recurring charges will not be rendered until the service ordered can be provided by all of the Exchange Telephone Companies involved.
  - d. Each Exchange Telephone Company will determine the appropriate Transport or Channel Mileage by computing the airline mileage between the two ends of the Transport or Channel Mileage element using the V&H methods as set forth in 6.7.11., following. (T)
  - e. Each Exchange Telephone Company will determine the rate for the airline mileage determined in d. preceding using the Company's tariff. Multiply such rate by the Company's billing percentage factor and divide by 100 to obtain the Switched Transport element or Channel Mileage element charges. (T)  
(T)  
(C)

## ACCESS SERVICE

## 2. GENERAL REGULATIONS

## 2.4 PAYMENT ARRANGEMENTS AND CREDIT ALLOWANCES

## 2.4.7 ORDERING, RATING AND BILLING OF ACCESS SERVICES WHERE MORE THAN ONE EXCHANGE TELEPHONE COMPANY IS INVOLVED (Cont'd)

C. The billing percentages will be agreed upon by the Exchange Telephone Companies involved and listed in National Exchange Carrier Association, Inc. Tariff F.C.C. No. 4.

D. When jointly provisioned Switched Access Service is provided between the Company and another Exchange Telephone Company, the appropriate Switched Access recurring rates will be applied based on the type of Switched Transport provided, Tandem-Switched Transport (TST) or Direct-Trunked Transport (DTT). Tandem 3rd Party rates apply to Terminating Traffic Types between the Company and another Exchange Telephone Company that is not a CenturyLink Operating Company (CLOC) ILEC. (C)

For Switched Access Service provisioned as TST, the appropriate Switched Access recurring rates for Terminating – Tandem 3rd Party or Originating will be applied as follows: 1) multiply the Tandem Transmission fixed rate by the minutes of use (MOU) by the billing percentage (BP), 2) multiply the Tandem Transmission per-mile rate by the number of miles, by the MOU by the BP, and 3) all other appropriate Switched Access recurring rate elements at 100 percent, if applicable. (C)

For Switched Access Service provisioned as DTT, the recurring rates will be applied as follows: 1) multiply the monthly Transport Channel fixed rate by the BP, 2) multiply the monthly Transport Channel per-mile rate by the number of miles, by the BP, and 3) all other appropriate Switched Access recurring rate elements at 100 percent, if applicable.

The Exchange Telephone Company that owns the access tandem will assess the appropriate access tandem Terminating – Tandem 3rd Party or Originating recurring rates at 100 percent. The Exchange Telephone Company that owns the end office will assess the appropriate end office recurring rates at 100 percent. (C)

## ACCESS SERVICE

## 2. GENERAL REGULATIONS

## 2.4 PAYMENT ARRANGEMENTS AND CREDIT ALLOWANCES

## 2.4.7 ORDERING, RATING AND BILLING OF ACCESS SERVICES WHERE MORE THAN ONE EXCHANGE TELEPHONE COMPANY IS INVOLVED

## D. (Cont'd)

The appropriate Private Line Transport Non-Competitive End User Channel Termination (EUCT) recurring rate elements will be applied at 100 percent of the rate for the Non-Competitive EUCT provided by the Company.

(C)  
|  
(C)

- E. When jointly provisioned Switched Access Service is provided and the Company is the intermediate non-terminating carrier, only the recurring Tandem Transmission per-mile rate for Terminating – Tandem 3rd Party or Originating or DTT per-mile rate for Switched Access service will apply. The Tandem Transmission Originating per-mile rate or Tandem Transmission Terminating– Tandem 3rd Party per-mile rate or DTT per-mile rate will be determined by multiplying the appropriate rate by the MOU by the number of miles, by the BP. The DTT per-mile rate will be determined by multiplying the appropriate DTT per-mile monthly rate by the number of miles by the BP. If the Company provides the access tandem, all appropriate access Tandem 3rd Party recurring rates will apply at 100 percent.

(C)  
  
(C)  
  
(C)

When the Company is the intermediate non-terminating carrier, all mileage rate elements will be applied at the Zone Three rate.

- F. When jointly provisioned access service is provided between the Company and another Exchange Company, or when the Company is the intermediate non-terminating carrier, the appropriate nonrecurring charges and/or one time charges shall apply. The BP is not applied to nonrecurring and/or one time charges.

## ACCESS SERVICE

## 2. GENERAL REGULATIONS

## 2.4 PAYMENT ARRANGEMENTS AND CREDIT ALLOWANCES

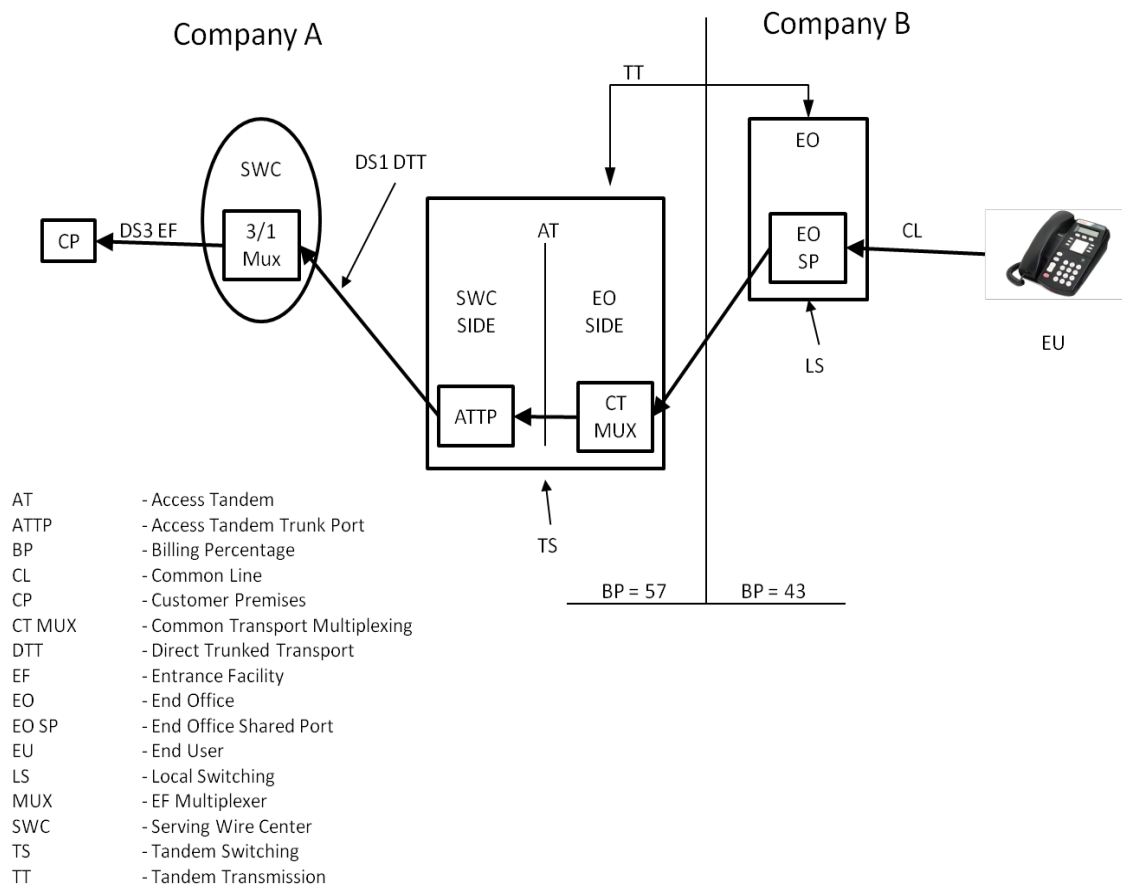
## 2.4.7 ORDERING, RATING AND BILLING OF ACCESS SERVICES WHERE MORE THAN ONE EXCHANGE TELEPHONE COMPANY IS INVOLVED (Cont'd)

- G. Examples - Switched Access provisioned by Direct Trunked Transport and (C) Tandem Switched Transport

## Feature Group D Access Service Ordered

Example 1

(N)



(C)

(C)

## ACCESS SERVICE

## 2. GENERAL REGULATIONS

## 2.4 PAYMENT ARRANGEMENTS AND CREDIT ALLOWANCES

## 2.4.7 ORDERING, RATING AND BILLING OF ACCESS SERVICES WHERE MORE THAN ONE EXCHANGE TELEPHONE COMPANY IS INVOLVED (Cont'd)

- G. Examples - Switched Access provisioned by Direct Trunked Transport and Tandem-Switched Transport (Cont'd) (C)
1. Example 1 Layout (C)
- a. Originating Feature Group D Switched Access is ordered to an end office via DTT & TST. Originating rates would apply. (C)  
(C)
- b. The premises of ordering customer, the serving wire center (SWC) of that premises, and the access tandem are in operating territory of Company A. (C)
- c. The customer orders a DS3 Entrance Facility from the customer's premises to the SWC with a 3/1 Mux in the SWC.
- d. The customer orders a DS1 DTT to the AT.
- e. The BP for TT is 57 for Company A. (C)
- f. The end office is in the operating territory of Company B. (C)
- g. The BP for transport is 43 for Company B. (C)



## ACCESS SERVICE

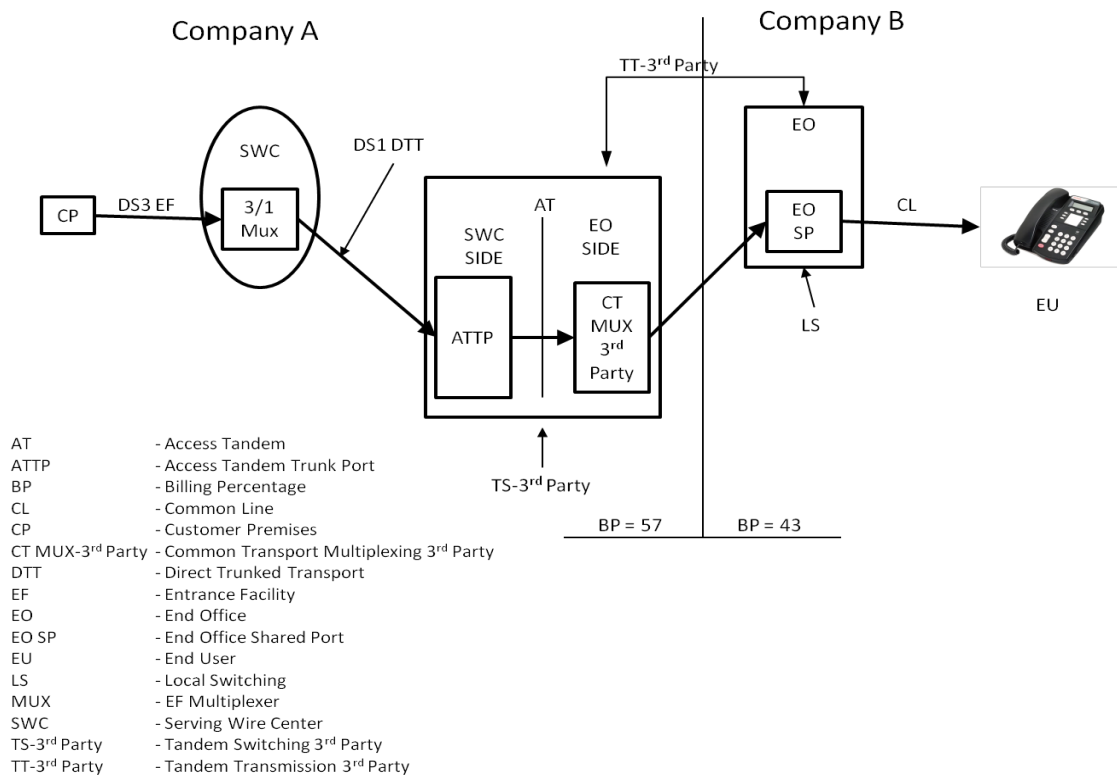
## 2. GENERAL REGULATIONS

## 2.4 PAYMENT ARRANGEMENTS AND CREDIT ALLOWANCES

## 2.4.7 ORDERING, RATING AND BILLING OF ACCESS SERVICES WHERE MORE THAN ONE EXCHANGE TELEPHONE COMPANY IS INVOLVED (Cont'd)

G. Examples - Switched Access provisioned by Direct Trunked Transport and Tandem Switched Transport

## Feature Group D Access Service Ordered

Example 2

**ACCESS SERVICE**

**2. GENERAL REGULATIONS**

**2.4 PAYMENT ARRANGEMENTS AND CREDIT ALLOWANCES**

**2.4.7 ORDERING, RATING AND BILLING OF ACCESS SERVICES WHERE MORE THAN ONE EXCHANGE TELEPHONE COMPANY IS INVOLVED (Cont'd)**

**G. Examples - Switched Access provisioned by Direct Trunked Transport and Tandem-Switched Transport (Cont'd)**

**1. Example 2 Layout**

- a. Terminating Feature Group D Switched Access is ordered to an end office via DTT & TST. Terminating – Tandem 3rd Party rates would apply.
- b. The premises of ordering customer, the serving wire center (SWC) of that premises, and the access tandem are in operating territory of Company A.
- c. The customer orders a DS3 Entrance Facility from the customer's premises to the SWC with a 3/1 Mux in the SWC.
- d. The customer orders a DS1 DTT to the AT.
- e. The BP for TT is 57 for Company A.
- f. Company B is not a CLOC ILEC.
- g. The end office is in the operating territory of Company B.
- h. The BP for transport is 43 for Company B.

(T)

## ACCESS SERVICE

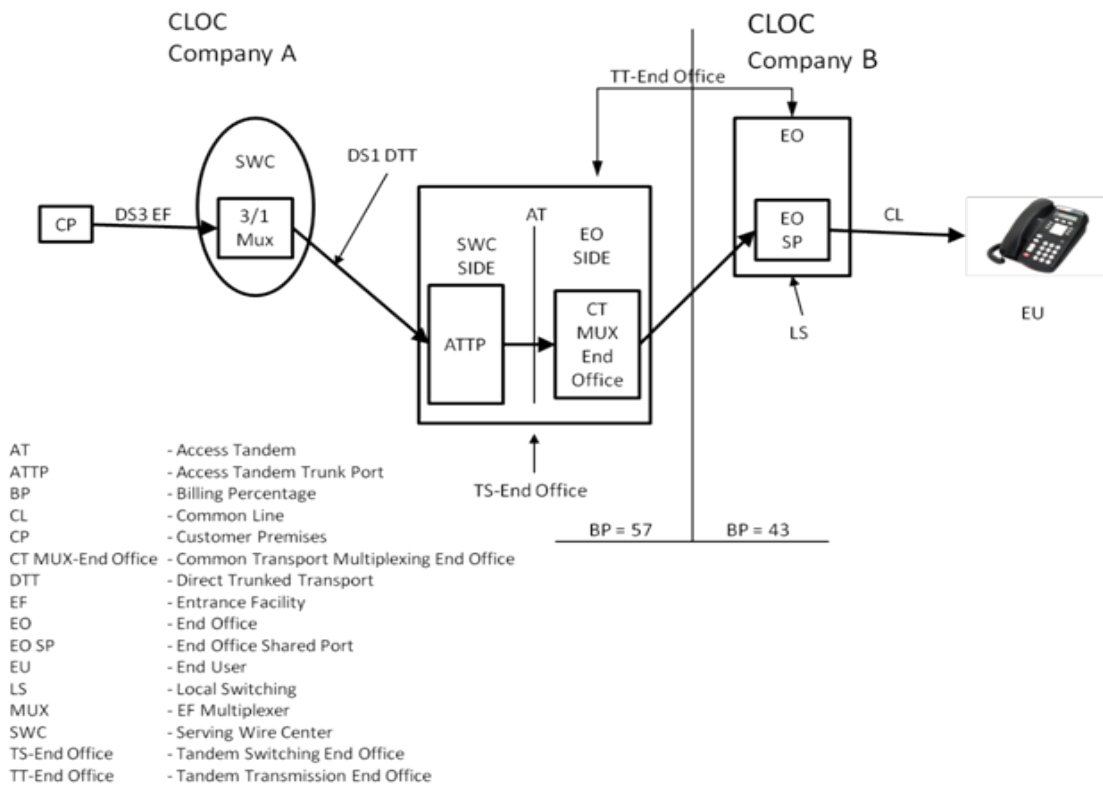
## 2. GENERAL REGULATIONS

## 2.4 PAYMENT ARRANGEMENTS AND CREDIT ALLOWANCES

## 2.4.7 ORDERING, RATING AND BILLING OF ACCESS SERVICES WHERE MORE THAN ONE EXCHANGE TELEPHONE COMPANY IS INVOLVED (Cont'd)

- G. Examples - Switched Access provisioned by Direct Trunked Transport and Tandem Switched Transport

## Feature Group D Access Service Ordered

Example 3

(S) –Material reissued – Originally filed under Transmittal No. 91, scheduled to be effective May 2, 2017.

## ACCESS SERVICE

## 2. GENERAL REGULATIONS

## 2.4 PAYMENT ARRANGEMENTS AND CREDIT ALLOWANCES

## 2.4.7 ORDERING, RATING AND BILLING OF ACCESS SERVICES WHERE MORE THAN ONE EXCHANGE TELEPHONE COMPANY IS INVOLVED (Cont'd)

## G. Examples - Switched Access provisioned by Direct Trunked Transport and Tandem-Switched Transport (Cont'd)

## 1. Example 3 Layout

- a. Terminating Feature Group D Switched Access is ordered to an end office via DTT & TST. Terminating – Tandem End Office rates would apply
- b. The premises of ordering customer, the serving wire center (SWC) of that premises, and the access tandem are in operating territory of Company A.
- c. The customer orders a DS3 Entrance Facility from the customer's premises to the SWC with a 3/1 Mux in the SWC.
- d. The customer orders a DS1 DTT to the AT.
- e. The BP for TT is 57 for Company A.
- f. Company B is a CLOC ILEC.
- g. The end office is in the operating territory of Company B.
- h. The BP for transport is 43 for Company B.

(S)

(Z)

(S)

(S) –Material reissued – Originally filed under Transmittal No. 91, scheduled to be effective May 2, 2017.

**ACCESS SERVICE****2. GENERAL REGULATIONS****2.4 PAYMENT ARRANGEMENTS AND CREDIT ALLOWANCES (Cont'd)****2.4.8 ORDERING, RATING AND BILLING OF SWITCHED ACCESS SERVICE PROVIDED IN CONJUNCTION WITH A COMMERCIAL MOBILE RADIO SERVICE PROVIDER**

When Switched Access Service is ordered by a customer in conjunction with a Commercial Mobile Radio Service provider, the Company will provide its portion of the Switched Access Service based on the regulations, rates and charges contained in its Access Service tariff, subject to the following rules.

If the Company and the Commercial Mobile Radio Service provider have agreed to jointly provide the Switched Access Service, the Meet Point Billing provisions as set forth in 2.4.7, preceding, shall determine the ordering, rating and billing for access services.

If the Company and the Commercial Mobile Radio Service provider have not agreed to jointly provide the Switched Access Service under the provisions of Meet point Billing, the Company shall provide the Switched Access Service to the carrier subject to the following rules.

- If the Company provides the Switched Transport and provides end office local switching functions, the customer will be assessed all applicable Switched Access charges (i.e., Switched Transport and Local Switching). Carrier Common Line charges, as set forth in Section 3, following, and End User Access Service charges, as set forth in Section 4, following, are not assessed.
- If the Company provides the Switched Transport and does not provide end office local switching functions, the Company will assess all applicable Switched Access charges, including the Switched Transport Tandem 3rd Party charges. Local Switching, Carrier Common Line charges and End User Access Service charges are not assessed by the Company.

(C)  
(C)

The mileage to be used to determine the Switched Transport charge is calculated as set forth in 6.7.11, following.

**ACCESS SERVICE**

**2. GENERAL REGULATIONS**

**2.5 CONNECTIONS**

**2.5.1 GENERAL**

Equipment and Systems (i.e., terminal equipment, multiline terminating systems and communications systems) may be connected with Switched Access and Private Line Transport Service furnished by the Telephone Company where such connection is made in accordance with the provisions specified in Technical Reference Publication AS No. 1 and 2.1, preceding.

**ACCESS SERVICE****2. GENERAL REGULATIONS****2.6 DEFINITIONS**

Certain terms used herein are defined as follows:

Access Code

The term "Access Code" denotes a uniform seven digit code unique to an individual customer. The seven digit code has the form 950-XXXX or 101XXXX.

Access Minutes

The term "Access Minutes" denotes that usage of exchange facilities in interstate or foreign service for the purpose of calculating chargeable usage. On the originating end of an interstate or foreign call, usage is measured from the time the originating end user's call is delivered by the Company to and acknowledged as received by the customer's facilities connected with the originating exchange. On the terminating end of an interstate or foreign call, usage is measured from the time the call is received by the end user in the terminating exchange. Timing of usage at both originating and terminating ends of an interstate or foreign call shall terminate when the calling or called party disconnects, whichever event is recognized first in the originating and terminating exchanges, as applicable.

Access Service Group (ASG)

The term "Access Service Group" denotes a group of like access services ordered to an end office or access tandem switch or to a dial tone office.

Access Tandem

The term "Access Tandem" denotes a Company or Exchange Telephone Company switching system that provides a concentration and distribution function for originating or terminating traffic between end offices and the customer's point of termination.

Access Transport Parameter (ATP)

The term "Access Transport Parameter (ATP)" denotes the SS7 out of band signaling parameter which provides the automatic transmission of information from the originating calling location through the Common Channel Signaling Network. Information supplied using ATP may consist of one or more of the following: Called Party Subaddress; Calling Party Subaddress; High and Low Layer Compatibility and Compatibility Checking by the called party's equipment.

## ACCESS SERVICE

## 2. GENERAL REGULATIONS

## 2.6 DEFINITIONS (Cont'd)

Add/Drop Multiplexing (ADM)

The term "Add/Drop Multiplexing (ADM)" denotes a multiplexing function that allows lower level signals to be added or dropped from an optical carrier channel.

Advanced Communications Services (ACS) Network

The term "Advanced Communications Services (ACS) Network" denotes the commonly shared, geographically distributed arrangement of interoperating advanced communications components. Together, these components provide advanced communications services and/or functionalities of a specified type to multiple customers.

Agent

The term "Agent" denotes any individual, corporation, or other entity who an end user or location provider designates to act on its behalf before the Company whether in conjunction with the selection of a primary IC or in conjunction with other matters pertaining to the end user's or location provider's service.

(D)

Aggregator

The term "Aggregator" denotes any individual, partnership, association, joint-stock company, trust, corporation, governmental entity or any other entity as defined under Part 64.708b. of the F.C.C. Rules and Regulations.

Answer/Disconnect Supervision

The term "Answer/Disconnect Supervision" denotes the transmission of the switch trunk equipment supervisory signal (off-hook or on-hook) to the customer's point of termination as an indication that the called party has answered or disconnected.

Attenuation Distortion

The term "Attenuation Distortion" denotes the difference in loss at specified frequencies relative to the loss at 1004 Hz, unless otherwise specified.

(M)

(M)

(M) Material moved from Page 2-78.



## ACCESS SERVICE

## 2. GENERAL REGULATIONS

## 2.6 DEFINITIONS (Cont'd)

(M)

Automatic Number Identification (ANI)

The term "Automatic Number Identification" (ANI) denotes the automatic transmission of information digits and a seven or ten digit number to the customer's premises for calls originating in the LATA, to identify the calling station.

Automatic Number Identification Information Digits (ANLii)

The term "Automatic Number Identification Information Digits" (ANLii) denotes the two digit ANLii pair assignment made by the North American Numbering Plan Administrator at Telcordia. The information digits precede the 7 or 10 digit telephone number on the ANI record and inform the customer of the calling party's class of service for billing, routing and special handling purposes.

Balance (100 Type) Test Line

The term "Balance (100 Type) Test Line" denotes an arrangement in the end office which provides for balance and noise testing.

Bit

The term "Bit" denotes the smallest unit of information in the binary system of notation.

Business Data Services (BDS)

The dedicated point-to-point transmission of data at certain guaranteed speeds and service levels using high-capacity connections.

(N)

(N)

Business Day

The term "Business Day" denotes the times of day that a company is open for business. Generally, in the business community, these are 8:00 or 9:00 A.M. to 5:00 or 6:00 P.M., respectively, with an hour for lunch, Monday through Friday, resulting in a standard forty-hour work week. However, Business Day hours for the Company may vary based on company policy, union contract and location. To determine such hours for an individual company, or company location, that company should be contacted at the address shown under the Issuing Carrier's name listed on Title Page, preceding, or shown under the Concurring Carrier's name listed subsequent to the Table of Contents.

(M) Material moved to Page 2-77.

## ACCESS SERVICE

## 2. GENERAL REGULATIONS

## 2.6 DEFINITIONS (Cont'd)

Busy Hour Minutes of Capacity (BHMC)

The term "Busy Hour Minutes of Capacity (BHMC)" denotes the customer-specified maximum amount of Switched Access Service and/or Voice DA Service access minutes the customer expects to be handled in an end office switch during any hour in an 8:00 A.M. to 11:00 P.M. period for the Switched Access and/or Voice DA Service ordered.

(D)

(D)

Calendar Day

The term "Calendar Day" denotes the days of the year from January 1 through December 31. When utilized in conjunction with determination of Standard Intervals, it denotes any day between January 1 through December 31 including Holidays.

Call

The term "Call" denotes a customer attempt for which the complete address code (e.g., 0-, 911, or 10 digits) is provided to the serving dial tone office.

Calling Party Number (CPN)

The term "Calling Party Number" (CPN) denotes the SS7 out of band signaling parameter which automatically transmits the calling party's ten-digit telephone number to the customer's premises for calls originating in the LATA.

## ACCESS SERVICE

## 2. GENERAL REGULATIONS

## 2.6 DEFINITIONS (Cont'd)

Carrier Identification Parameter (CIP)

The term "Carrier Identification Parameter" (CIP) denotes the SS7 out of band signaling parameter which transmits the Carrier Identification Code (CIC) of the presubscribed carrier or the Access Code (101XXXX) dialed by the calling party to the customer as part of the Initial Address Message (IAM).

Carrier Or Common Carrier

See "Interexchange Carrier".

Carrier Selection Parameter (CSP)

The term "Carrier Selection Parameter" (CSP) denotes the SS7 out of band signaling parameter which identifies whether the dialing end user accessed the customer's network through a presubscribed line or by dialing the customer's 101XXXX code.

CCS

The term "CCS" denotes a hundred call seconds, which is a standard unit of traffic load that is equal to 100 seconds of usage or capacity of a group of servers (e.g., trunks).

Central Office (CO)

The term "Central Office" denotes a local Company switching system located at a wire center where Telephone Exchange Service customer station loops are terminated for purposes of interconnection to each other and to trunks.

Central Office Prefix

The term "Central Office Prefix" denotes the first three digits (NXX) of the seven digit telephone number assigned to a customer's telephone exchange service when dialed on a local basis.

Centralized Automatic Reporting On Trunks (CAROT) Testing

The term "Centralized Automatic Reporting on Trunks Testing" denotes a type testing which includes the capacity for measuring operational and transmission parameters.

## ACCESS SERVICE

## 2. GENERAL REGULATIONS

## 2.6 DEFINITIONS (Cont'd)

Channel(s)

The term "Channel(s)" denotes an electrical or photonic, in the case of fiber optic-based transmission systems, communications path between two or more points of termination.

Channelize

The term "Channelize" denotes the process of multiplexing wider bandwidth or higher speed channels into narrower bandwidth or lower speed channels or vice versa.

Charge Number (CN)

The term "Charge Number" denotes the SS7 out of band signaling parameter which is equivalent to the 10-digit ANI telephone number.

CLEC (Competitive Local Exchange Carrier)

The term "CLEC" denotes a telecommunications company, certified by a state utilities commission, to provide a competitive local exchange service in ILEC Territory.

C-Message Noise

The term "C-Message Noise" denotes the frequency weighted short term average noise within an idle voice channel. The frequency weighting, called C-message, is used to account for the variations in 500-type telephone set transducer efficiency and user annoyance, to tones as a function of frequency.

C-Notched Noise

The term "C-Notched Noise" denotes the C-message frequency weighted noise on a voice channel with a holding tone, which is removed at the measuring end through a notch (very narrow band) filter.

Commercial Mobile Radio Service (CMRS) Provider

The term "Commercial Mobile Radio Service (CMRS) provider" denotes a common carrier as defined by the Federal Communications Commission subject to the Rules set forth in Section 332 of the Communications Act.

## ACCESS SERVICE

## 2. GENERAL REGULATIONS

## 2.6 DEFINITIONS (Cont'd)

Committed Information Rate (CIR)

The term "Committed Information Rate" denotes the number of bits transmitted per second, under normal conditions, over a Permanent Virtual Connection (PVC).

Common Channel Signaling Access Capability (CCSAC)

The term "Common Channel Signaling Access Capability" (CCSAC) denotes the interconnection between the Company's CCSN and a customer's CCSN.

Common Channel Signaling Network (CCSN)

The term "Common Channel Signaling Network" (CCSN) denotes a specialized digital signaling network separate from the regular message (voice) network which interconnects computerized switching systems and has access to special data bases.

Common Line

The term "Common Line" denotes a line, trunk or other facility provided under the general and/or local exchange service tariffs of the Company, terminated on a central office switch. A common line-residence is a line or trunk provided under the residence regulations of the general and/or local exchange service tariffs. A common line-business is a line provided under the business regulations of the general and/or local exchange service tariffs.

Communications Systems

The term "Communications Systems" denotes channels and other facilities which are capable of communications between terminal equipment provided by other than the Company.

Competitive Services

All packet-based business data services; circuit-based business data services above the DS3 bandwidth level; transport services which includes interoffice facilities, channel terminations between the serving wire center and point of presence, and all subelements established for the use of these transport facilities; DS1 & DS3 end user channel terminations, and other special access services, in any competitive SWC; DS1 & DS3 end user channel terminations, and other special access services, in a SWC for which the Company was granted Phase II pricing flexibility prior to June 2017.

(M) Material moved to Page 2-83.

(N)

(N)  
(M)

## ACCESS SERVICE

## 2. GENERAL REGULATIONS

## 2.6 DEFINITIONS (Cont'd)

Customer(s)

The term "customer(s)" denotes any individual, partnership, association, joint-stock company, trust, corporation, governmental entity or any other entity which subscribes to the services offered under this Tariff, including Interexchange Carriers (ICs), end users and interconnectors.

(M)

(M)

Customer-provided Tandem

The term "Customer-provided Tandem" denotes a customer-provided switching system that provides a concentration and distribution function of originating or terminating traffic between a Company end office(s) subtending the customer-provided tandem at the customer's point of termination.

Data Transmission (107 Type) Test Line

The term "Data Transmission (107 Type) Test Line" denotes an arrangement which provides for a connection to a signal source which provides test signals for one-way testing of data and voice transmission parameters.

Decibel (dB)

The term "Decibel (dB)" denotes a unit of signal power used to express the relationship between two signal powers usually between acoustic, electric or optical signals, equal to ten (10) times the common logarithm of the ratio of two signal powers.

Decibel milliwatt (dBm)

The term "Decibel milliwatt (dBm)" denotes a unit for expression of power level in decibels relative to one milliwatt.

Decibel Reference Noise (dBrn)

The term "Decibel Reference Noise (dBrn)" denotes a unit used to express noise power relative to one picowatt (-90 dBm).

Decibel Reference Noise C-Message Weighting (dBrnc)

The term "Decibel Reference Noise C-Message Weighting (dBrnc)" denotes noise power in dBrn measured with C-Message weighting.

(M1)

(M) Material moved from Page 2-82.

(M1) Material moved to Page 2-84.

## ACCESS SERVICE

## 2. GENERAL REGULATIONS

## 2.6 DEFINITIONS (Cont'd)

Decibel Reference Noise C-Message Referenced to 0 (dBrnc0)

The term "Decibel Reference Noise C-Message Referenced to 0 (dBrnc0)" denotes noise power in dBrnc referred to or measured at a zero transmission level point (0 TLP).

(M)  
—  
(M)

Dedicated Network Access Link (DNAL)

The term "Dedicated Network Access Link" denotes a Switched Access Local Transport connection between the customer premises and a Company switch or central office for the control of features and functions, or for the transfer of data from the switch or central office to the customer.

Destination Point Code

The term "Destination Point Code" denotes a routing label that identifies where the CCS/SS7 signaling message should be sent.

Detail Billing

The term "Detail Billing" denotes the listing of each message and/or rate element for which charges to a customer are due on a bill prepared by the Company.

Dial Pulse Address Signaling

The term "Dial Pulse Address Signaling" denotes the transmission of number information, e.g., called number, between the end office switching systems and the customer's premises (in either direction) by means of direct current impulses.

Direct-Trunked Transport

The term "Direct-Trunked Transport" denotes the following: (1) the transport between the serving wire center of the customer's premises and a Company end office, Company Hub or Company access tandem or between a Company Hub and a Company end office or Company access tandem on circuits dedicated to the use of a single customer, without switching at the Company access tandem or, (2) the transport with Tandem Signaling Information (i.e., CIC and 0ZZ codes or equivalent SS7 parameters) between the serving wire center of the customer-provided tandem premises and a Company end office subtending the customer-provided tandem or a Company Hub or between a Company Hub and a Company end office subtending the customer-provided tandem.

(M1)

(M) Material moved from Page 2-83.

(M1) Material moved to Page 2-85

## ACCESS SERVICE

## 2. GENERAL REGULATIONS

## 2.6 DEFINITIONS (Cont'd)

Directory Assistance (Service)

See "Voice Directory Assistance (Voice DA) Service", "Regional Directory Assistance (RDA) Service", and "National Directory Assistance (NDA) Service"

(M)

(M)

Directory Assistance Location (Interstate)

See "Voice Directory Assistance Location".

Donor Switch

The term "Donor Switch" denotes the original switch source of a portable NXX code.

Dual Tone Multifrequency Address Signaling

The term "Dual Tone Multifrequency Address Signaling" denotes a type of signaling that is an optional feature of Lineside Switched Access Service. It may be utilized when Lineside Switched Access Service is being used in the terminating direction (from the point of termination with the customer to the local exchange end office). An office arranged for Dual Tone Multifrequency Signaling would expect to receive address signals from the customer in the form of Dual Tone Multifrequency signals.

Echo Control

The term "Echo Control" denotes the control of reflected signals in a telephone transmission path.

Echo Path Loss (EPL)

The term "Echo Path Loss" denotes the measure of reflected signal at a four-wire POT without regard to the send and receive Transmission Level Point.

Echo Return Loss (ERL)

The term "Echo Return Loss" denotes a frequency weighted measure of return loss over the middle of the voiceband (approximately 500 to 2500 Hz), where talker echo is most annoying.

(M) Material moved from Page 2-84.



## ACCESS SERVICE

## 2. GENERAL REGULATIONS

## 2.6 DEFINITIONS (Cont'd)

Effective 2-Wire

The term "Effective 2-Wire" denotes a condition which permits the simultaneous transmission in both directions over a channel, but it is not possible to ensure independent information transmission in both directions. Effective 2-wire channels may be terminated with 2-wire or 4-wire interfaces.

Effective 4-Wire

The term "Effective 4-Wire" denotes a condition which permits the simultaneous independent transmission of information in both directions over a channel. The method of implementing effective 4-wire transmission is at the discretion of the Company (physical, time domain, frequency-domain separation or echo cancellation techniques). Effective 4-wire channels may be terminated with a 2-wire interface at the customer's premises. However, when terminated 2-wire, simultaneous independent transmission cannot be supported because the two wire interface combines the transmission paths into a single path.

800 Data Base Access Service

The term "800 Data Base Access Service" denotes a toll-free originating Trunkside Access Service when the 8XX Service Access Code (i.e., 800, 822, 833, 844, 855, 866, 877, or 888 as available) is used. The **terms 8XX and 8YY** are used interchangeably with 800 Data Base Service throughout this Tariff to describe this service.

(C)

8XX Service Provider

The term "8XX Service Provider" denotes a telecommunications company, including Exchange and Interexchange Carriers, that offer 8XX Service to subscribers.

## ACCESS SERVICE

## 2. GENERAL REGULATIONS

## 2.6 DEFINITIONS (Cont'd)

End Office Switch

The term "End Office Switch" denotes a local Company switching system where Telephone Exchange Service customer station loops are terminated for purposes of interconnection to trunks. Included are Remote Switching Modules and Remote Switching Systems served by a host office in a different wire center.

End User

"End User" means any customer of an interstate or foreign telecommunications service that is not a carrier, except that a carrier (other than a telephone company) shall be deemed to be an "end user" when such carrier uses a telecommunications service for administrative purposes and a person or entity that offers telecommunications services exclusively as a reseller shall be deemed to be an "end user" if all resale transmissions offered by such reseller originates or terminates on the premises of such reseller.

Entrance Facility

The term "Entrance Facility" denotes (1) the dedicated Switched Access transport facility from the customer's premises or point of demarcation to the Company serving wire center or (2) the fiber optic cable from the Virtual Expanded Interconnection - Collocation (EIC) point of interconnection utilizing Company-owned conventional single mode type of fiber optic cable to the Virtual interconnector-designated equipment.

Entry Switch

See "First Point of Switching".

Envelope Delay Distortion (EDD)

The term "Envelope Delay Distortion" denotes a measure of the linearity of the phase versus frequency of a channel.

Equal Level Echo Path Loss (ELEPL)

The term "Equal Level Echo Path Loss" denotes the measure of Echo Path loss at a 4-wire interface which is corrected by the difference between the send and receive Transmission Level Point (TLP). [ELEPL = EPL - TLP (send) + TLP (receive)].

## ACCESS SERVICE

## 2. GENERAL REGULATIONS

## 2.6 DEFINITIONS (Cont'd)

Exchange

The term "Exchange" denotes a unit generally smaller than a Local Access and Transport Area, established by the Telephone Company for the administration of communications service in a specified area which usually embraces a city, town or village and its environs. It consists of one or more central offices together with the associated facilities used in furnishing communications service within that area. The exchange includes any Extended Area Service (EAS) area that is an enlargement of a Telephone Company's exchange area to include nearby exchanges. One or more designated exchanges comprise a given Local Access and Transport Area.

Exit Message (EXM)

The term "Exit Message" (EXM) denotes a SS7 message sent to an end office by the Company's access tandem or a customer-provided tandem switch to mark the carrier connect time when the Company's access tandem or a customer-provided tandem switch sends an Initial Address Message to the interexchange carrier.

Expected Measured Loss (EML)

The term "Expected Measured Loss" denotes a calculated loss which specifies the end-to-end 1004-Hz loss on a terminated test connection between two readily accessible manual or remote test points. It is the sum of the inserted connection loss and test access loss including any test pads.

Extended Area Service (EAS)

See definition of "Exchange".

Facility Signaling Point of Interconnection (FSPOI)

The term Facility Signaling Point of Interconnection (FSPOI) denotes a Company designated ordering point within a Company LATA to which customers may establish SS7 Signaling connections where FSPOI is available.

## ACCESS SERVICE

## 2. GENERAL REGULATIONS

## 2.6 DEFINITIONS (Cont'd)

(D)

(D)

First Come, First Served

The term "First-Come, First-Served" denotes a procedure followed when the first Access Service Request (ASR) received will be the first service order processed.

First Point of Switching

The term "First Point of Switching" denotes the first Telephone Company location at which switching occurs on the terminating path of a call proceeding from the customer's premises to the terminating end office and, at the same time, the last Telephone Company location at which switching occurs on the originating path of a call proceeding from the originating end office to the customer's premises.

Flexible Automatic Number Identification

The term "Flexible Automatic Number Identification" denotes the two digit ANIii pair assignments which are installed in a switch via a flexible software program controlled by the Telephone Company.

Frequency Shift

The term "Frequency Shift" denotes the change in the frequency of a tone as it is transmitted over a channel.

Grandfathered

The term "Grandfathered" denotes Terminal Equipment, Multiline Terminating Systems and Protective Circuitry directly connected to the facilities utilized to provide services under the provisions of this Tariff, and which are considered grandfathered under Part 68 of the F.C.C.'s Rules and Regulations.

## ACCESS SERVICE

## 2. GENERAL REGULATIONS

## 2.6 DEFINITIONS (Cont'd)

Global Title Translation

The term "Global Title Translation" denotes a specific routing translation in a STP. A Global Title is an address such as customer-dialed digits which does not explicitly contain information that would allow routing in the signaling network. The information needed to access the correct Global Title information is sent to the appropriate STP where the GTT tables reside. The STP performs a table look-up and then routes the SS7 message to the appropriate CCSN destination.

Hard Coded Automatic Number Identification Information Digits

The term "Hard Coded Automatic Number Identification Information Digits" denotes the two digit ANIii pair assignments which are installed in a switch via a generic switch update provided by the switch vendor.

Host Office

The term "Host Office" denotes an electronic switching system which provides call processing capabilities for one or more Remote Switching Modules or Remote Switching Systems.

Hub

The term "Hub" denotes a Company designated wire center at which bridging, multiplexing or connections to other services are performed.

(C)

Immediately Available Funds

The term "Immediately Available Funds" denotes a corporate or personal check drawn on a bank account and funds which are available for use by the receiving party on the same day on which they are received and include U.S. Federal Reserve bank wire transfers, U.S. Federal Reserve notes (paper cash), U.S. coins, U.S. Postal Money Orders and New York Certificates of Deposit.

Impedance Balance

The term "Impedance Balance" denotes the method of expressing Echo Return Loss and Singing Return Loss at a 4-wire interface whereby the gains and/or loss of the 4-wire portion of the transmission path, including the hybrid, are not included in the specification.

## ACCESS SERVICE

## 2. GENERAL REGULATIONS

## 2.6 DEFINITIONS (Cont'd)

Impulse Noise

The term "Impulse Noise" denotes any momentary occurrence of the noise on a channel over a specified level threshold. It is evaluated by counting the number of occurrences which exceed the threshold.

Individual Case Basis (ICB)

The term "Individual Case Basis" denotes a condition in which the regulations, if applicable, rates and charges for an offering under the provisions of this Tariff are developed based on the circumstances in each case.

Initial Address Message (IAM)

The term "Initial Address Message" (IAM) denotes a SS7 signaling message that contains the address and routing information required to establish a point-to-point telephone connection.

Inserted Connection Loss (ICL)

The term "Inserted Connection Loss" denotes the 1004 Hz power difference (in dB) between the maximum power available at the originating end and the actual power reaching the terminating end through the inserted connection.

Integrated Service Digital Network User Part (ISUP)

The term "Integrated Service Digital Network User Part" denotes protocol that provides the mechanism for establishing the connections from the originating exchange to the destination exchange, without using the bearer circuit itself.

Interconnector

The term "interconnector(s)", denotes any customer(s) who subscribes to Expanded Interconnection-Collocation (EIC) Service and who provides fiber optic facilities to Company-designated locations for connection to EIC Service.

Interconnector's Facilities

The term "interconnector's facilities" denotes the fiber optic cable owned by the interconnector for the sole use of the interconnector in conjunction with EIC Service.

## ACCESS SERVICE

## 2. GENERAL REGULATIONS

## 2.6 DEFINITIONS (Cont'd)

Interexchange Carrier (IC) Or Interexchange Common Carrier

The term "Interexchange Carrier" (IC) or "Interexchange Common Carrier" denotes any individual, partnership, association, joint-stock company, trust, governmental entity or corporation engaged for hire in interstate or foreign communication by wire or radio between two or more exchanges.

Intermodulation Distortion

The term "Intermodulation Distortion" denotes a measure of the nonlinearity of a channel. It is measured using four tones, and evaluating the ratios (in dBs) of the transmitted composite four-tone signal power to the second-order products of the tones (R2), and the third-order products of the tones (R3).

Intrastate Communications

The term "Intrastate Communications" denotes any communications within a state subject to oversight by a state regulatory commission as provided by the laws of the state involved.

Kilosegment

The term "Kilosegment" denotes one thousand segments.

Letter of Authorization (LOA)

The term "Letter of Authorization" (LOA) denotes the signed authorization form from a customer or agent designating who has authority to act on behalf of the customer for billing and service related issues.

Line-Side Connection

The term "Line-Side Connection" denotes a connection of a transmission path to the line side of a local exchange switching system.

Local Access and Transport Area (LATA)

The term "Local Access and Transport Area" denotes a geographic area established for the provision and administration of communications service. It encompasses one or more designated exchanges, which are grouped to serve common social, economic and other purposes.

## ACCESS SERVICE

## 2. GENERAL REGULATIONS

## 2.6 DEFINITIONS (Cont'd)

Local Area Network (LAN)

The term "Local Area Network" denotes a network permitting the interconnection and intercommunication of a group of computers, primarily for the sharing of resources such as data storage devices and printers.

Local Calling Area

The term "Local Calling Area" which includes Extended Area Service (EAS) points, denotes a geographical area, as defined in the Telephone Company's Local and/or General Exchange Service tariff, in which an end user (Telephone Exchange Service subscriber) may complete a call without incurring MTS charges.

Local Tandem Switch

The term "Local Tandem Switch" denotes a local Telephone Company switching unit by which local or access telephonic communications are switched to and from an End Office Switch.

Location Routing Number

The term "Location Routing Number" denotes a ten-digit number used to uniquely identify a switch that has ported numbers.

Logical Channel

The term "Logical Channel" denotes a communications channel through the network that allows simultaneous transmission of sequenced data packets through the network. No circuit capacity is preassigned to a logical channel; capacity is made available as data is transmitted.

Loop Around Test Line

The term "Loop Around Test Line" denotes an arrangement utilizing a Telephone Company central office to provide a means to make certain two-way transmission tests on a manual basis. This arrangement has two central office terminations, each reached by means of separate telephone numbers and does not require any specific customer premises equipment. Equipment subject to this test arrangement is at the discretion of the customer.



## ACCESS SERVICE

## 2. GENERAL REGULATIONS

## 2.6 DEFINITIONS (Cont'd)

Loss Deviation

The term "Loss Deviation" denotes the variation of the actual loss from the designed value.

Major Fraction Thereof

The term "Major Fraction Thereof" is any period of time in excess of 1/2 of the stated amount of time. As an example, in considering a Private Line Transport Service period of four (4) hours, a major fraction thereof would be any period of time in excess of 2 hours exactly. Therefore, if a given service is interrupted for a period of six hours and one minute, the customer would be given a credit allowance for two four-hour periods.

Message

The term "Message" denotes a "call" as defined preceding.

Milliwatt (102 Type) Test Line

The term "Milliwatt (102 Type) Test Line" denotes an arrangement in an end office which provides a 1004 Hz tone at 0 dBmO for one-way transmission measurements towards the customer's premises from the Telephone Company end office.

Mobile Telephone Switching Office (MTSO)

The term "Mobile Telephone Switching Office" (MTSO) denotes the switching facility used by a Commercial Mobile Radio Service provider in performing originating and terminating switching functions for calls exchanged between their customers, the Telephone Company customers, Interexchange Carriers and Independent Telephone Company customers.

Modification Of Final Judgment (MFJ)

The term "Modification of Final Judgment" (MFJ) denotes the consent decree approved by the U.S. District Court in United States versus Western Electric 552 F. Supp. 171 (To D.C. 1982).

## ACCESS SERVICE

## 2. GENERAL REGULATIONS

## 2.6 DEFINITIONS (Cont'd)

MTS/WATS - Type

Execunet/Sprint-type interstate services which MCI Telecommunications Corporation presently markets as Execunet and Network Service and which GTE Sprint (formerly Southern Pacific Communications Telephone Company) markets as Sprint IV and V or any other like service which may be offered by those two carriers or any other Common Carrier.

Multifrequency (MF) Address Signaling

The term "Multifrequency (MF) Address Signaling" denotes a signaling method in which a combination of two out of six Voiceband frequencies are used to represent a digit or a control signal.

N Minus One (N-1)

The term "N Minus One (N-1)" denotes a querying protocol where 'N' is a wireless or wireline entity terminating the call to the end user, or a network provider contracted by the entity to provide tandem access. The N-1 carrier for a local call is usually the Local Exchange Company of the calling party, but may also be a wireless provider. The N-1 carrier for an interexchange call is usually the calling customer's interexchange carrier.

National Directory Assistance (NDA) Service

The term "National Directory Assistance" denotes a telephone number, voice information service for any NPA in the United States that the Company provides to telecommunications carriers.

Network Address

The term "Network Address" denotes a numeric character string used to identify the customer network location of the DTE and the destination of each virtual call made within the network to that location.

Network Control Signaling

The term "Network Control Signaling" denotes the transmission of signals used in the telecommunications system which perform functions such as supervision (control, status, and charge signals), address signaling (e.g., dialing), calling and called number identifications, rate of flow, service selection error control and audible tone signals (call progress signals indicating re-order or busy conditions, alerting, coin denominations, coin collect and coin return tones) to control the operation of the telecommunications system.

## ACCESS SERVICE

## 2. GENERAL REGULATIONS

## 2.6 DEFINITIONS (Cont'd)

Network Interface (NI)

The term "Network Interface (NI)" denotes the point of interconnection between Company communications facilities and terminal equipment, protective apparatus or other customer provided facilities.

Non-Competitive Serving Wire Center

A Company Serving Wire Center that has not met the Competitive Market Test as established by the FCC's BDS Order (17-43) on April 28, 2017 at §69.803.

Non-Impaired Wire Center

The term "Non-Impaired Wire Center" denotes a Wire Center that meets the loop thresholds identified in CFR 47 §51.319(a)(4)(i) for DS1 Loops, or the loop thresholds identified in CFR 47 §51.319(a)(5)(i) for DS3 Loops, or the Tier 1 or Tier 2 Wire Centers designations as defined in §51.319(e)(3).

Non-Inverting Digital Loopback (108 Type) Test Line

The term "Non-Inverting Digital Loopback (108 Type) Test Line" denotes a termination in a digital Company switch location to conduct digital testing of digital services (i.e., 56 kbps, 64 kbps and 64 kbps clear channel).

Nonsynchronous Test Line

The term "Nonsynchronous Test Line" denotes an arrangement in step-by-step end offices which provides operational tests which are not as complete as those provided by the synchronous test lines, but can be made more rapidly.

Non-8YY

**All calls that are not toll free (8YY) as established by the FCC's 8YY Access Charge Reform Order (FCC 20-143) released on October 9, 2020.**

North American Numbering Plan (NANP)

The term "North American Numbering Plan" denotes a three-digit area (Numbering Plan Area) code and a seven-digit telephone number made up of a three-digit Central Office code plus a four-digit station number.

Off-hook

The term "Off-hook" denotes the active condition of Switched Access or a Telephone Exchange Service line.

(N)  
|  
(N)

## ACCESS SERVICE

## 2. GENERAL REGULATIONS

## 2.6 DEFINITIONS (Cont'd)

Office Replacement

The term "Office Replacement" denotes a situation where the hardware and software in a Company switching office is replaced with different hardware and software for the establishment and maintenance of a given switching office.

On-hook

The term "On-hook" denotes the idle condition of Switched Access or a Telephone Exchange Service line.

Open Circuit Test Line

The term "Open Circuit Test Line" denotes an arrangement in an end office which provides an ac open circuit termination of a trunk or line by means of an inductor of several Henries.

Originating Direction

The term "Originating Direction" denotes the use of access service for the origination of calls from an end user premises to a customer's premises.

Packet

The term "Packet" denotes a continuous sequence of binary bits of information which is switched through the network as an integral unit. Consists of up to 2048 bits (256 octets) of customer data plus additional transmission and error control information.

(D)

(D)

## ACCESS SERVICE

## 2. GENERAL REGULATIONS

## 2.6 DEFINITIONS (Cont'd)

Pay Telephone

The term "Pay Telephone" denotes an instrument provided by a Payphone Service Provider that is available to the general public for public convenience and necessity. Pay telephones utilize Basic and Smart Public Access Line Service provided under the general and/or local exchange service tariffs.

Payphone Service Provider (PSP)

The term "Payphone Service Provider (PSP)" denotes an entity that controls and incurs the costs of placement and maintenance of pay telephones.

Point Of Interconnection

The term "Point of Interconnection" denotes the Company-designated point of physical demarcation outside the Company's wire center where the interconnector provided and owned fiber optic facilities end and the Company's fiber optic facilities begin for Expanded Interconnection-Collocation Service.

Point Of Termination (POT)

The term "Point of Termination" denotes a point at or near a customer-designated premise at which the Company's responsibility for the provision of Access Service ends.

Polling

The term "Polling" denotes the status inquiry message sent on a data communications facility to give the receiving end of the inquiry an opportunity to transmit and/or receive information.

Premises

The term "Premises" denotes a building, portion of a building in a multi-tenant building or buildings on continuous property (except Railroad Right-of-Way, etc.) not separated by a public highway. It may also denote a customer-owned enclosure or utility vault located aboveground or underground on private property or on customer acquired Right-of-Way. Except for an end user that offers Telecommunications Services exclusively as a reseller, this term is not to be limited to one building, but applies as well to a complex, or campus-type configuration of buildings.

## ACCESS SERVICE

## 2. GENERAL REGULATIONS

## 2.6 DEFINITIONS (Cont'd)

Pricing Flexibility

The Company was granted Phase I and Phase II Pricing Flexibility on April 24, 2002 for Switched Access Services as set forth in Section 6, following. As of August 1, 2017, Private Line Transport Services formerly granted Phase I and/or Phase II Pricing Flexibility were changed to a competitive or non-competitive designation. The remaining non-competitive end-user channel termination service remaining in this tariff can be found in Section 7.

(C)  
|  
(C)

Phase I and Phase II Pricing Flexibility relief for switched access is dependent upon the classification of the serving wire center(s) for each provisioned service as set forth in Section 23, following. Each rate component may have Phase I relief, Phase I & II relief, or no relief depending upon the wire center in which it is provided. The switched access components having pricing flexibility are subdivided into:

(C)  
  
(C)

- CTE EU (Channel Termination Equivalent to the End User)

Channel Termination Equivalent to the End User location (CTE EU), includes switched access entrance facilities and access links to the end user premises.

(C)  
(C)

- All Other Components

All other components include switched access, entrance facilities and access links to the carrier POP. Also included are switched dedicated transport, switched multiplexing, and switched optional features and functions.

(C)  
|  
(C)

Since the serving wire center determines the degree of relief, each component of the service is rated based upon its serving wire center. A Direct-Trunked Transport (DTT) may connect two wire centers with different relief. When this happens, the entire DTT is rated based upon the wire center with the lowest level of Pricing Flexibility relief or no-relief. The lowest level of relief is no-relief, the next level is Phase I relief and the highest level is Phase II relief.

(C)  
(C)

## ACCESS SERVICE

## 2. GENERAL REGULATIONS

## 2.6 DEFINITIONS

Pricing Flexibility (Cont'd)

For example, if both wire centers are Phase I or no relief, the DTT is rated out of Section 6. If both wire centers are Phase II the DTT is rated out of Section 16. Refer to Diagrams in Section 16.

(C)  
|  
(C)

The relief for each phase and the applicable section of this Tariff are as follows:

- No-Relief

Many Company wire centers did not qualify for Pricing Flexibility relief. Service out of wire centers with no Pricing Flexibility relief are billed the rates specified in Section 6. Those wire centers will not appear in Section 23.

(T)

- Phase I

Phase I relief permits the Company to offer volume and term discounts through contract tariffs. The volume and term discounts are based on the rates, term and conditions for the associated service(s) as set forth in Section 6, following.

(T)  
(D)

- Phase II

Phase II relief permits the Company to offer contract tariffs and some services free of the Commission's rate structure and price cap rules. The associated rates are found in Section 16.

(T)

Primary IC (PIC)

The term "Primary IC" (PIC) denotes the Interexchange Carrier (IC) of choice as designated by an end user for business or residential service or a location provider for a pay telephone.

Prime Service Vendor

The term "Prime Service Vendor" denotes the status of the Company when contracting directly with the user of TSP service.

## ACCESS SERVICE

## 2. GENERAL REGULATIONS

## 2.6 DEFINITIONS (Cont'd)

(D)

(D)

Public Access Line Service

The term "Public Access Line Service" denotes Basic and Smart Public Access Line Service available under the general and/or local exchange service tariffs of the Company for use with pay telephones.

Query

The term "Query" denotes the inquiry to a Company database to obtain information, processing instructions or service data.

Quotation Preparation Fee

The term "Quotation Preparation Fee" denotes the fee for the work activities performed by the Company to provide a quotation for EIC Service.

Recipient Switch

The term "Recipient Switch" denotes any end office switch that serves ported NXX codes not originally assigned to the switch.



## ACCESS SERVICE

## 2. GENERAL REGULATIONS

## 2.6 DEFINITIONS (Cont'd)

Regional Directory Assistance (RDA) Service

The term "Regional Directory Assistance" denotes a telephone number, voice information service on a per Numbering Plan Area (NPA) specific basis for NPAs in the Company's 14 state region that the Company provides to telecommunications carriers.

Regional Service Management System/Number Portability Administration Center

The term "Regional Service Management System/Number Portability Administration Center" denotes the third party administered number portability database which maintains information on all ported numbers in a specific geographic area, in this case, the Company's region.

Registered Equipment

The term "Registered Equipment" denotes the customer's premises equipment which complies with and has been approved within the Registration Provisions of Part 68 of the F.C.C.'s Rules and Regulations.

Release Message

The term "Release Message" denotes a SS7 message sent in either direction to indicate the release of a specific circuit.

Release to Pivot (RTP)

The term "Release to Pivot" (RTP) denotes a network capability that permits an Operator Services Switch to optionally release a National Directory Assistance (NDA) call back to an IC switch for call completion. Sufficient information is provided in the release to enable the new connection to be established from the IC switch. This is a feature that must exist in an IC switch in order for the IC to subscribe to the Call Completion Link Optional Feature.

Remote Switching Modules And/Or Remote Switching Systems

The term "Remote Switching Modules and/or Remote Switching Systems" (RSM/RSS) denotes small, remotely controlled electronic end office switches which obtain their call processing capability from an ESS-type Host Office. The RSM/RSS cannot accommodate direct trunks to a customer.

## ACCESS SERVICE

## 2. GENERAL REGULATIONS

## 2.6 DEFINITIONS (Cont'd)

Responsible Organization

The term "Responsible Organization" denotes the entity responsible for the management and administration of 800 Data Base Access Service records in the Service Management System according to the Guidelines for 800 Data Base.

Return Loss

The term "Return Loss" denotes a measure of the similarity between the two impedances at the junction of two transmission paths. The higher the return loss, the higher the similarity.

Segment

The term "Segment" denotes a continuous sequence of binary bits of information within a packet. A segment has a billable length of up to 64 octets of customer data transmitted to or from a port.

Service Control Point (SCP)

The term "Service Control Point" (SCP) denotes the node in the network where several independent data base applications receive and respond to SS7 queries.

Service Management System/800 (SMS/800)

Service Management System/800 (SMS/800) is the main operations support system of 800 Data Base Access Service. It is used to create and update subscriber 8XX records that are then downloaded to SCPs for handling subscribers' 8XX calls (see Service Control Points). The system is also used by RESP ORGs to reserve and assign 8XX numbers.

(D)

(D)

## ACCESS SERVICE

## 2. GENERAL REGULATIONS

## 2.6 DEFINITIONS (Cont'd)

Service Provided Upon Request

The term "Service Provided Upon Request" (SPUR) denotes a service that has not been requested by any customers in a particular state. When a request for this service is received, a new Telephone Company rate will be calculated and filed in this Tariff to reflect the additional demand and costs for the service.

Service Switching Point (SSP)

The term "Service Switching Point" (SSP) denotes a signal point equipped with the ability to halt call process, formulate and send a SS7 query to a remote location and route the call based on information contained in the response.

Serving Wire Center (SWC)

The term "Serving Wire Center" denotes the local Telephone Company office from which dial tone for local exchange service would normally be provided to the customer premises.

Seven Digit Manual Test Line

The term "Seven Digit Manual Test Line" denotes an arrangement which allows the customer to select balance, milliwatt and synchronous test lines by manually dialing a seven digit number over the associated access connection.

Short Circuit Test Line

The term "Short Circuit Test Line" denotes an arrangement in an end office which provides for an ac short circuit termination of a trunk or line by means of a capacitor of at least four microfarads.

Signal Point (SP)

The term "Signal Point" (SP) denotes an end node in a CCSN. Signal Points can be switches (i.e., end offices and access tandems), data bases or operator service systems that are equipped with CCS.

Signal-To-C-Notched Noise Ratio

The term "Signal-to-C-Notched Noise Ratio" denotes the ratio in dB of a test signal to the corresponding C-Notched Noise.

## ACCESS SERVICE

## 2. GENERAL REGULATIONS

## 2.6 DEFINITIONS (Cont'd)

Signal Transfer Point (STP)

The term "Signal Transfer Point" (STP) denotes a switch which provides CCSN access and performs CCSN message routing and screening.

Signal Transfer Point Port (STP PORT)

The term "Signal Transfer Point Port" (STP PORT) denotes the point of termination on the STP which provides CCSN access.

Signaling System 7 (SS7)

The term "Signaling System 7" (SS7) denotes the signaling protocol in the CCSN.

Singing Return Loss (SRL)

The term "Singing Return Loss" denotes the frequency weighted measure of return loss at the edges of the voiceband (200 to 500 Hz and 2500 to 3200 Hz), where singing (instability) problems are most likely to occur.

Subscriber Line Charge (SLC)

The term "Subscriber Line Charge" denotes a fee that the subscriber pays to the local telephone company that connects the subscriber to the telephone network.

(N)  
|  
(N)Subtending End Office of a Customer-provided Tandem

The term "Subtending End Office of a Customer-provided Tandem" denotes a Company end office that has final trunk group routing through that customer-provided tandem.

Subtending End Office of an Access Tandem

The term "Subtending End Office of an Access Tandem" denotes an end office that has final trunk group routing through that tandem.

Sustained Information Rate

The term "Sustained Information Rate" denotes the rate of information transfer that can be sustained on an SMDS Access Link.

(M) Material moved to Page 2-106.

(M)

(T)

## ACCESS SERVICE

## 2. GENERAL REGULATIONS

## 2.6 DEFINITIONS (Cont'd)

Switching System

The term "Switching System" denotes the hardware and/or software utilized by the Company for the establishment and maintenance of a given central office.

(M)

(M)

Synchronous Service Transport (SST)

Synchronous Service Transport (SST) is a high capacity channel for synchronous transmission of Bandwidth Capacity of 155.52 Mbps, 622.08 Mbps, 1.244 Gbps, 2.488 Gbps or 9.953 Gbps. SST channels are provided via fiber optic facilities between:

- A customer-designated premises and a CO Node,
- A customer-designated premises and a CO Node and an SST Remote Node located at the Central Office,
- Two Remote Nodes located in two separate Company Central Offices.

Synchronous Test Line

The term "Synchronous Test Line" denotes an arrangement in an end office which performs marginal operational tests of supervisory and ring-tripping functions.

Tandem Service Provider

The term "Tandem Service Provider" denotes any interested third party including competitive access providers, interexchange carriers and end users, requesting Tandem Signaling Information for the purpose of providing tandem switching to carry CST3 or FGD Service traffic from a Company end office to their own tandem, switch traffic at that point, and deliver the traffic to the appropriate interexchange carrier.

Tandem-Switched Transport

The term "Tandem-Switched Transport" denotes the transport between an access tandem and end offices that subtend the access tandem that utilizes tandem switching functions. Tandem-Switched Transport consists of circuits used in common by multiple customers from the tandem to an end office.

(M1)

(M) Material moved from Page 2-105.

(M1) Material moved to Page 2-107.

(T)

## ACCESS SERVICE

## 2. GENERAL REGULATIONS

## 2.6 DEFINITIONS (Cont'd)

Telecommunications Number

The term "Telecommunications Number" denotes a unique NPA NXX-XXXX assigned to a subscriber of a Local Service Provider.

Terminating Direction

The term "Terminating Direction" denotes the use of Access Service for the completion of calls from a customer's premises to an end user's premises.

Toll VoIP-PSTN Traffic

The term Toll VoIP-PSTN Traffic denotes a customer's interexchange voice traffic exchanged with the Telephone Company in Time Division Multiplexing format over PSTN facilities, which originates and/or terminates in Internet Protocol (IP) format. Toll VoIP-PSTN Traffic originates and /or terminates in IP format when it originates from and/or terminates to an end user customer of a service that requires IP-compatible customer premises equipment.

Traffic Types

The term "Traffic Types" denotes one of six Switched Access capacity types. They are originating, terminating, Voice DA, *SWITCHNET 56*, CCC Originating and CCC Terminating. See 6.1.1.H., following, for application.

Transaction Capabilities Application Part (TCAP)

The term "Transaction Capabilities Application Part" denotes the design of non-circuit related messages. TCAP protocol provides a means for reliable transfer of information from one application at a switch location to another application within another network entity.

Transmission Measuring (105 Type) Test Line/Responder

The term "Transmission Measuring (105 Type) Test Line/Responder" denotes an arrangement in an end office which provides far-end access to a responder and permits two-way loss and noise measurements to be made on trunks from a near end office.

(M) Material moved from Page 2-106.

(M) Material moved to Page 2-108.

(M)

(M)

(M1)

(T)

## ACCESS SERVICE

## 2. GENERAL REGULATIONS

## 2.6 DEFINITIONS (Cont'd)

Transmission Path

The term "Transmission Path" denotes an electrical path capable of transmitting signals within the range of the service offering; e.g., a voice grade transmission path is capable of transmitting voice frequencies within the approximate range of 300 to 3000 Hz. A transmission path comprises physical or derived channels consisting of any form or configuration of facilities typically used in the telecommunications industry.

(M)

(M)

Trunk

The term "Trunk" denotes a communications path connecting two switching systems in a network, used in the establishment of an end-to-end connection.

Trunk Group

The term "Trunk Group" denotes a set of trunks which are traffic engineered as a unit for the establishment of connections between switching systems in which all of the communications paths are interchangeable.

Trunk-Side Connection

The term "Trunk-Side Connection" denotes the connection of a transmission path to the trunk side of a local exchange switching system.

Two-Wire To Four-Wire Conversion

The term "Two-wire to Four-wire Conversion" denotes an arrangement which converts a four-wire transmission path to a two-wire transmission path to allow a four-wire facility to terminate in a two-wire entity (e.g., a central office switch).

Unauthorized PIC Change

The term "Unauthorized PIC Change" denotes an end user or location provider whose selected PIC was changed and the IC is unable to produce the signed end user or location provider Letter Of Authorization (LOA) to the Company for the resolution of the PIC dispute.

Underground Utility Vault

The term "Underground Utility Vault" denotes an underground enclosure where conduit(s) are terminated and which provides ready access to conduit system.

(M) Material moved from Page 2-107

(T)

## ACCESS SERVICE

## 2. GENERAL REGULATIONS

## 2.6 DEFINITIONS (Cont'd)

Up Stream Connection Speed

The term "Up Stream Connection Speed" denotes the speed that MegaBit Subscriber Service moves from the end user to the central office.

(D)  
|  
(D)

V and H Coordinates Method

The term "V and H Coordinates Method" denotes a method of computing airline miles between two points by utilizing an established formula which is based on the vertical (V) and horizontal (H) coordinates of the two points.

Vintage Rates

Vintage indicates the rates in effect during the date spans specified. All term plans established during those date spans will retain those rates, unless specified elsewhere.

Virtual Expanded Interconnection-Collocation

The term "Virtual Expanded Interconnection-Collocation" denotes an arrangement whereby an interconnector's fiber optic facilities are connected at a point of interconnection designated by the Company outside of a Company wire center to Company-owned fiber optic entrance facilities and interconnector-owned basic transmission terminating equipment installed and maintained by the Company or its representative.

Voice Directory Assistance (Voice DA) Service

The term "Voice Directory Assistance" denotes a telephone number, voice information service that the Company provides to telecommunications carriers.



## ACCESS SERVICE

## 2. GENERAL REGULATIONS

## 2.6 DEFINITIONS (Cont'd)

Voice Directory Assistance (Voice DA) Location

The term "Voice Directory Assistance Location" denotes a Company office where Company equipment first receives the Voice DA call from a customer and selects the first operator position to respond to the Voice DA call.

WATS Serving Office

A WATS Serving Office (WSO) is a Company designated end office switch which is capable of performing routing, screening and recording functions in connection with the closed-end of an 800/800-type call, WATS and similar services. Designation of an end office switch as a WSO is based upon the capability and capacity of the end office switch to provide WATS Access Service Arrangements. WATS Access Service Arrangements and WATS Access Service Options, as described in 6.3.1.Q.2.-3., following, may not all be available at all WATS Serving Offices. WATS Serving Offices are identified in National Exchange Carrier Association, Inc. Tariff F.C.C. No. 4.

Wire Center

The term "Wire Center" denotes a building in which one or more central offices, used for the provision of Telephone Exchange Services, are located.

**ACCESS SERVICE****2. GENERAL REGULATIONS****2.7 SHARED USE REGULATIONS**

Shared Use occurs when the Company allows a customer to utilize the same transport facility for different services. When the same transport facility and the associated options are utilized to provide more than one service, the Company shall apportion the monthly billing of the appropriate transport elements between the shared services, except where noted elsewhere in this Tariff.

The rate elements subject to the Shared Use allocation process are the recurring elements assessed for transport facilities only between a customer's premises and the serving wire center (SWC) of that premises and the interoffice facilities from the customer's SWC to other wire centers which may include access tandems, end offices, and hubbing locations. Rate elements not associated with transport facilities are not allocated. The nonrecurring installation charges for each service are not apportioned and are assessed except as set forth in this section.

The Shared Use transport facility is ordered and provided as Private Line Transport Service (PLTS) unless otherwise described in this section. The specific Shared Use regulations and/or exceptions are described following:

- PLTS with Local Exchange Service is described in 2.7.1,
- DS1 and DS3 PLTS with Switched Access Service is described in 2.7.2,
- Synchronous Service Transport (SST) PLTS with Switched Access Service is described in 2.7.3,
- Expanded Interconnection Channel Termination with PLTS and Switched Access is described in 2.7.4,
- Switched Access Service with Common Channel Signaling Access Capability Service (CCSAC) is described in 2.7.5, and
- SONET Ring Service with Switched Access Service is described in 2.7.6, following.

Shared Use is not provided with Simultaneous Voice Data Service, Digital Data Service and Managed Bandwidth SONET Service.

**ACCESS SERVICE****2. GENERAL REGULATIONS****2.7 SHARED USE REGULATIONS (Cont'd)****2.7.1 PLTS WITH LOCAL EXCHANGE SERVICE**

PLTS and Local Exchange Service may be provided on a Shared Use facility. However, individual recurring and nonrecurring charges shall apply for each PLTS and Local Exchange Line. The Shared Use facility is not apportioned.

**2.7.2 DS1 AND DS3 PLTS WITH SWITCHED ACCESS SERVICE**

When DS1 and DS3 PLTS (including a facility to a Hub) is shared between PLTS and Switched Access Service (including CCSAC), the service is ordered, provided and rated as PLTS until the customer chooses to place an order for Switched Access Service. When the customer chooses to use a portion of the available capacity on existing PLTS for providing Switched Access Service, the customer shall place an order for each individual Switched Access Service and specify the channel assignment for the Shared Use facility.

When the PLTS transport facilities are shared with Switched Access Service, the transport recurring PLTS rate elements (e.g., Channel Termination, Transport Channel and multiplexing) as well as the Switched Access Service transport recurring rate elements (e.g., Entrance Facility, Direct-Trunked Transport Facility and/or Direct Link Transport and associated multiplexing), are apportioned based on the total number of channels utilized for each service. The Switched Access rate for DS3 EF Electrical capacity of two or greater or any Optical Interface rate as set forth in Section 6, following, is for the billing of Shared Use only.

The recurring rate elements associated with multiplexing equipment are apportioned based on the number of channels utilized for each service when both Switched and PLTS multiplexing rate elements are chargeable.

When CCSAC Service is ordered on a Shared Use facility, the customer must dedicate, at a minimum, one DS1 facility for that service.

**ACCESS SERVICE****2. GENERAL REGULATIONS****2.7 SHARED USE REGULATIONS****2.7.2 PLTS WITH SWITCHED ACCESS SERVICE (Cont'd)**

When PLTS facilities are provided from the SWC of the customer's premises to a Company hub and those facilities are shared with Switched Access Service, the appropriate PLTS transport channel mileage rates and the Switched DTT or DLT rates are apportioned. Switched DTT facilities must be provisioned from the Company hub to an access tandem or end office based on whether the customer requests tandem routing or direct routing.

PLTS and Switched Access Service rates elements not associated with transport facilities are not allocated. Following on the next page, is an example of Shared Use allocation. When a customer has Switched Access Services on a PLTS facility under a PLTS Pricing Plan, additional Shared Use regulations may apply as set forth in 6.7.15, following.

Appropriate nonrecurring installation charges are assessed on a per-line, per-trunk or per-link basis for Switched Access Service. The Entrance Facility Nonrecurring Charge is not assessed.

## ACCESS SERVICE

## 2. GENERAL REGULATIONS

## 2.7 SHARED USE REGULATIONS

## 2.7.2 PLTS WITH SWITCHED ACCESS SERVICE (Cont'd)

## Example of Shared Use

- Customer has DS3 PLTS (Section 7) comprised of a DS3 Channel Termination and a DS3/DS1 Multiplexer in the serving wire center of the customer's premises.
- Customer orders 24 Feature Group D trunks to ride a DS1 DTT facility to an end office (Section 6) and specifies that the DS1 DTT facility be assigned to the DS3 PLTS facility for the associated Switched Access Entrance Facility.

- Switched Access Service Rates and Charges

24/672 of the Switched DS3 Entrance Facility rate  
100% Switched DS1 DTT facility rate  
24/672 of the Switched DS3/DS1 Multiplexer rate

- PLTS Rates and Charges

648/672 of the PLTS DS3 Channel Termination  
648/672 of the PLTS DS3/DS1 Multiplexer

In the above example, if the PLTS DS3 Service has Transport Channel mileage in addition to the Channel Termination, the Switched DS1 DTT facility rate and the PLTS Transport Channel rate are also apportioned if the facility is shared.

**ACCESS SERVICE****2. GENERAL REGULATIONS****2.7 SHARED USE REGULATIONS (Cont'd)****2.7.3 SYNCHRONOUS SERVICE TRANSPORT (SST) PLTS WITH SWITCHED ACCESS SERVICE**

When SST PLTS (including a facility to a Remote Central Office Node) is shared with Switched Access Service (including CCSAC), the service is ordered, provided and rated as SST PLTS.

Switched Access SST rate elements as set forth in 6.8, following, are for the billing of Shared Use only. When the customer's Switched Access Service is provided on a portion of the capacity of a PLTS facility under a PLTS Pricing Plan, the Pricing Plan Shared Use regulations as set forth in 6.7.15, following are also applicable.

When the customer chooses to use a portion of the available capacity on an existing SST PLTS Service for Switched Access Service, the customer shall place an order for each individual Switched Access Service and specify the channel assignment for the SST Shared Use facility.

When the PLTS SST facilities between the customer's premises and the SWC of that premises are shared with Switched Access Service, the PLTS and Switched SST transport rate elements (e.g., CO Node, CO Port, Remote Node, Remote Port, Central Office Connecting Channel (COCC) and multiplexing) are apportioned based on the total number of channels utilized for each service. When Switched SST rate elements are assessed for the facilities between the customer's premises and the SWC of that premises, EF rate elements are not assessed.

When the PLTS SST facility is provisioned with SHARP, the recurring rate associated with the SHARP feature is not apportioned between Switched Access and PLTS. The SHARP SST rate is assessed at 100% to the PLTS.

**ACCESS SERVICE****2. GENERAL REGULATIONS****2.7 SHARED USE REGULATIONS****2.7.3 SYNCHRONOUS SERVICE TRANSPORT (SST) PLTS WITH SWITCHED ACCESS SERVICE (Cont'd)**

When the PLTS SST facilities are provided from the SWC of the customer's premises to a Remote CO Node and those SST facilities are shared with Switched Access Service, the PLTS and Switched SST transport rate elements (e.g., Remote CO Node, Remote CO Port, Transport Channel Mileage, COCC and multiplexing) are apportioned based on the total number of channels utilized by each service. When Switched SST Transport Channel mileage is assessed for the facilities between the SWC and the Remote CO Node, DTT is not assessed.

Switched DTT facilities must be provisioned from the CO Node or Remote CO Node to an access tandem, Company hub or end office based on whether the customer requests tandem routing or direct routing. The appropriate Switched rate elements ( e.g., DTT and TST) are billed at 100% and are not apportioned.

When the customer orders PLTS (other than SST) from the CO Node or Remote CO Node to another Company hub, that facility (e.g., DS1 or DS3) may be shared with Switched Access and the Shared Use regulations as set forth in 2.7.2, preceding, apply for that portion.

When the customer chooses to use a portion of the available capacity of SST facilities for CCSAC Service, the number of channels used for CCSAC shall be counted as Switched for determining the apportionment between Switched Access Service and PLTS. The apportionment between Switched Access Service ordered from Section 6 and CCSAC is described in 2.7.5, following. The customer must dedicate, at a minimum, 24 channels (one DS1) for the CCSAC links. The CCSAC DS3 EF rate element, and if appropriate the DS3 Direct Link Transport rate element, as set forth in Section 20, following, is used for apportionment in lieu of an SST rate element.

All other Switched Access Service and PLTS recurring rates are assessed at 100%. The Entrance Facility Nonrecurring Charge is not assessed. All other PLTS and Switched nonrecurring charges are assessed as applicable.

**ACCESS SERVICE****2. GENERAL REGULATIONS****2.7 SHARED USE REGULATIONS (Cont'd)****2.7.4 EXPANDED INTERCONNECTION CHANNEL TERMINATION AND INTERCONNECTION TIE PAIR**

When a customer with a Private Line Expanded Interconnection Channel Termination (EICT) or Interconnection Tie Pair (ITP) provides Shared Use, the apportioned factor (between Switched Access Service and PLTS) applied to the EICT or ITP rate element will be the same apportioned factor as determined for the PLTS facility as described in 2.7.2, preceding. Shared Use does not apply to EIC Common Components or QPF as set forth Section 21, following.

**2.7.5 SWITCHED DS3 FACILITY WITH CCSAC SERVICE**

Shared Use may occur when Switched Access Service, as set forth in Section 6, and CCSAC Service, as set forth in Section 20, are provided over the same DS3 facility. The DS3 facility must be ordered, provided and rated from Section 6 until the customer chooses to use a portion of the facility for CCSAC Service.

When the customer chooses to use a portion of the available capacity (i.e., DS1) of a DS3 facility for providing CCSAC, the customer shall place an order for each individual CCSAC Service from Section 20 and specify the channel assignment for the Shared Use facility. The customer must dedicate, at a minimum, one DS1 facility for the CCS Links. Since a minimum of one DS1 is utilized for CCS Links, the number of channels apportioned for CCSAC will be in multiples of 24 channels. All rates and charges will be apportioned as set forth in 2.7.2, preceding.

Where PLTS (Section 7) or Switched Access Service (Section 6) is provided and a portion of the facility is utilized for Shared Use to a Hub, rates and charges are apportioned for the facility to the Hub as set forth in 2.7.2, preceding, and individual service rates and charges for CCSAC apply from the Hub to the Company STP as set forth in Section 20.



**ACCESS SERVICE****2. GENERAL REGULATIONS****2.7 SHARED USE REGULATIONS (Cont'd)****2.7.6 PLTS SONET RING SERVICE WITH SWITCHED ACCESS SERVICE**

When the customer chooses to utilize a portion of the available capacity on PLTS SONET Ring Service for providing Switched Access (including CCSAC), the customer shall place an order for each Switched Access Service and specify the Channel Facility Assignment (CFA) of the PLTS SONET Ring Service (SRS).

When the SRS facilities between the customer's premises and the SWC of that premises are shared with Switched Access Service (the SRS On-Net Channel Termination must be located in the customer's SWC for Switched Access provisioning), the transport recurring SRS On-Net Channel Termination rate elements (e.g., 1.544 Mbps, 44.763 Mbps or 155.52 Mbps) and the Switched Transport recurring rates (e.g., DS1 or DS3 EF) are apportioned based on the total number of channels utilized for each service. When the customer has an SRS 44.736 Mbps (DS3) or a 155.52 Mbps (OC3) facility, an Electrical Interface for a capacity of one DS3 EF rate element is used for apportionment.

Switched DTT facilities must be provisioned from the SWC of the customer's premises to an access tandem, Company hub or end office based on whether the customer requests tandem routing or direct routing. When the SRS facilities are provided from the SWC of the customer's premises to a Company hub within the SRS network and those facilities are shared between SRS and Switched Access Service, the appropriate PLTS SRS transport channel mileage rate elements and the Switched DTT or DLT (CCSAC mileage) rate elements are apportioned. Switched DTT or TST facilities provisioned from an end office that is not within the SRS network, are assessed the appropriate DTT or TST rate elements. These rate elements are not apportioned.

**ACCESS SERVICE****2. GENERAL REGULATIONS****2.7 SHARED USE REGULATIONS****2.7.6 PLTS SONET RING SERVICE WITH SWITCHED ACCESS SERVICE(Cont'd)**

When the customer chooses to use a portion of the available capacity of SRS facilities for CCSAC Service, the number of channels used for CCSAC shall be counted as Switched for determining the apportionment between Switched Access Service and PLTS. The apportionment between Switched Access Service ordered from Section 6 and CCSAC is described in 2.7.5, following. The customer must dedicate, at a minimum, 24 channels (one DS1) for the CCSAC links. The CCSAC DS3 EF rate element, and if appropriate the DS3 Direct Link Transport rate element, as set forth in Section 20, following, are used for apportionment in lieu of SRS rate elements.

The recurring rates for multiplexing, DS1 to Voice Grade or DS3/DS1 only, are apportioned when the facilities are shared between SRS and Switched Access Service.

All other recurring rate elements (e.g., COCC, Multiplexer to Multiplexer Connecting Arrangement, and Clear Channel Capability) associated with PLTS SRS are not apportioned.

When a customer has PLTS SRS under a PLTS Pricing Plan, additional Shared Use regulations may apply as set forth as set forth in 6.7.15, following.

**ACCESS SERVICE**

**2. GENERAL REGULATIONS**

**2.99 RESERVED FOR FUTURE USE**

(T)

(D)

**ACCESS SERVICE**

**2. GENERAL REGULATIONS**

**2.99 RESERVED FOR FUTURE USE (Cont'd)**

(T)

(D)

## ACCESS SERVICE

## 3. CARRIER COMMON LINE ACCESS SERVICE

| <b>Alphabetical By SUBJECT</b>  | <b>PAGE</b> |
|---|-------------|
| Access Groups.....  | 3-2         |
| Billing of Rates .....  | 3-14        |
| Carrier Common Line.....  | 3-24        |
| Common Channel Signaling Access Capability Exemption .....                            | 3-5         |
| Customer Obligations Concerning the Resale of MTS and/or<br>MTS/Type Service(s) ..... | 3-6         |
| Dedicated Network Access Link (DNAL) Exemption.....                                   | 3-5         |
| Determination of Jurisdiction .....   | 3-4         |
| Determination of Usage Subject to Carrier Common Line Access Rates...                 | 3-4         |
| Determination of Rates.....   | 3-15        |
| Exclusions .....  | 3-2         |
| General Description .....   | 3-1         |
| Interstate and Intrastate Use .....   | 3-3         |
| Limitations .....   | 3-2         |
| Line Information Data Base Exemption.....   | 3-5         |
| Local Exchange Access and Enhanced Service Exemption .....                            | 3-4         |

## ACCESS SERVICE

## 3. CARRIER COMMON LINE ACCESS SERVICE

| <b>Alphabetical By SUBJECT</b>                              | <b>PAGE</b> |
|---|-------------|
| Obligations of the Customer .....                           | 3-3         |
| Percent Interstate Use (PIU) .....                          | 3-15        |
| Provision of Service .....                                  | 3-3         |
| Rates and Charges .....                                     | 3-24        |
| Rate Regulations .....                                      | 3-14        |
| Rates Regulations Concerning the Resale of MTS and/or ..... |             |
| MTS-Type Service(s) .....                                   | 3-8         |
| Resale Documentation Provided by the Customer.....          | 3-7         |
| Resold MTS and/or MTS-Type Service.....                     | 3-6         |
| Scope .....   | 3-6         |
| Supervision .....   | 3-3         |
| Switched Access Service Provided in Conjunction with a      |             |
| Commercial Mobile Radio Service Provider.....               | 3-5         |
| Telecommunications Relay Service Provider.....              | 3-5         |
| Switched Access Service Requirement .....                   | 3-3         |
| Undertaking of the Company .....                            | 3-3         |
| Unmeasured Lineside Access Usage.....                       | 3-14        |
| WATS Access Lines .....                                     | 3-2         |

**ACCESS SERVICE**

**3. CARRIER COMMON LINE ACCESS SERVICE**

**3.1 GENERAL DESCRIPTION**

Carrier Common Line Access Service provides for the use of Telephone Company common lines by customers for access to end users to furnish interstate telecommunications service. WATS Access Service as described in 6.3.1.Q., following, is not subject to Carrier Common Line Access Service provisions.

The Telephone Company will provide Carrier Common Line Access Service (Carrier Common Line Access) to customers in conjunction with Switched Access Service provided in Section 6 of this Tariff.

Switched Access Service is provided to customers under this tariff which furnish interstate MTS/WATS.

A Special Access Surcharge, as set forth in 7.1.2, following, will apply to interstate Private Line Transport Service provided by the Telephone Company to a customer, in accordance with regulations as set forth in Section 7.

**ACCESS SERVICE****3. CARRIER COMMON LINE ACCESS SERVICE****3.2 LIMITATIONS****3.2.1 EXCLUSIONS**

Neither a telephone number nor detail billing are provided with Carrier Common Line Access. Additionally, directory listings and intercept arrangements are not included in the rates for Carrier Common Line Access.

**3.2.2 ACCESS GROUPS**

All line side connections provided in the same access group will be limited to the same features and operating characteristics.

All trunk side connections provided in the same access group will be limited to the same features and operating characteristics.

**3.2.3 WATS ACCESS LINES**

Where Switched Access Services are connected with Private Line Transport Services at Telephone Company designated WATS Serving Offices for the provision of WATS and/or WATS-type Services, Switched Access Service minutes which are carried on that end of the service (i.e., originating minutes for outward WATS and/or WATS-type services and terminating minutes for inward WATS and/or WATS-type services) shall not be assessed Carrier Common Line Access per minute rates with the following exception. Carrier Common Line Access per minute rates shall apply when Lineside Switched Access is ordered from Telephone Company office that does not have measurement capabilities and the assumed average access minutes, as set forth in 6.7.7, following are used.



**ACCESS SERVICE****3. CARRIER COMMON LINE ACCESS SERVICE****3.3 UNDERTAKING OF THE TELEPHONE COMPANY****3.3.1 PROVISION OF SERVICE**

Where the customer is provided Switched Access Service under other sections of this Tariff, the Telephone Company will provide the use of Telephone Company common lines by a customer for access to end users at rates as set forth in 3.9.1, following.

**3.3.2 INTERSTATE AND INTRASTATE USE**

The Switched Access Service provided by the Telephone Company includes the Switched Access Service provided for both interstate and intrastate communications. The Carrier Common Line Access rates as set forth in 3.9.1, following, apply to interstate Switched Access Service access minutes in accordance with the rate regulations as set forth in 3.8.4, following, Percent Interstate Use-(PIU).

**3.4 OBLIGATIONS OF THE CUSTOMER****3.4.1 SWITCHED ACCESS SERVICE REQUIREMENT**

The Switched Access Service associated with Carrier Common Line Access shall be ordered by the customer under other sections of this Tariff.

**3.4.2 SUPERVISION**

The customer facilities at the premises of the ordering customer shall provide the necessary on-hook and off-hook supervision.

**ACCESS SERVICE****3. CARRIER COMMON LINE ACCESS SERVICE****3.5 DETERMINATION OF USAGE SUBJECT TO CARRIER COMMON LINE ACCESS RATES**

Except as set forth herein, all Switched Access Service provided to the customer will be subject to Carrier Common Line Access rates.

**3.5.1 DETERMINATION OF JURISDICTION**

When the customer reports interstate and intrastate use of Switched Access Service, the associated Carrier Common Line Access used by the customer for interstate will be determined as set forth in 3.8.4, following, Percent Interstate Use-(PIU).

**3.5.2 RESERVED FOR FUTURE USE****3.5.3 LOCAL EXCHANGE ACCESS AND ENHANCED SERVICE EXEMPTION**

When access to the local exchange is required to provide a customer service (e.g., MTS-type, WATS-type, telex, Data, etc.) that uses a resold private line service, Switched Access Service Regulations, Rates and Charges, as set forth in Section 6 following apply, except when such access to the Local Exchange is required for the provision of an enhanced service. Carrier Common Line Access rates as set forth in 3.9.1, following, apply in accordance with the rate regulations as set forth in 3.8.

**ACCESS SERVICE**

**3. CARRIER COMMON LINE ACCESS SERVICE**

**3.5 DETERMINATION OF USAGE SUBJECT TO CARRIER COMMON LINE ACCESS RATES (Cont'd)**

**3.5.4 SWITCHED ACCESS SERVICE PROVIDED IN CONJUNCTION WITH A COMMERCIAL MOBILE RADIO SERVICE PROVIDER**

For Switched Access Service provided in conjunction with a Commercial Mobile Radio Service provider, Carrier Common Line Access rates do not apply.

**3.5.5 COMMON CHANNEL SIGNALING ACCESS CAPABILITY EXEMPTION**

Common Channel Signaling Access Service, as set forth in Section 20, following, is not subject to Carrier Common Line charges.

**3.5.6 LINE INFORMATION DATA BASE EXEMPTION**

The Switched Access Service, Line Information Data Base, as set forth in Section 20, following, is not subject to Carrier Common Line charges.

**3.5.7 DEDICATED NETWORK ACCESS LINK (DNAL) EXEMPTION**

The Switched Access DNAL as set forth in 6.2.10, following, is not subject to Carrier Common Line charges.

**3.5.8 SWITCHED ACCESS SERVICE PROVIDED IN CONJUNCTION WITH A TELECOMMUNICATIONS RELAY SERVICE PROVIDER**

For Feature Group D Switched Access Service provided in conjunction with a Telecommunications Relay Service provider, as set forth in 13.14, following, Carrier Common Line Access rates do not apply for originating traffic.

**ACCESS SERVICE****3. CARRIER COMMON LINE ACCESS SERVICE****3.6 RESOLD MTS AND/OR MTS-TYPE SERVICE(S)****3.6.1 SCOPE**

Where the customer is reselling MTS and/or MTS-type service(s) on which the Carrier Common Line and Switched Access rates and charges have been assessed, the customer may, at the option of the customer, obtain CSL, CST1, CST3, Feature Group A, Feature Group B or Feature Group D Switched Access Service under this Tariff as set forth in Section 6, following, for originating and/or terminating access in the local exchange. Such access group arrangements whether single line or trunks or multiline hunt groups or trunk groups will have Carrier Common Line Access rates applied as set forth in 3.9.1, following, in accordance with the resale rate regulations set forth in 3.6.4, following. For purposes of administering this provision:

- Resold interstate terminating MTS and/or MTS-type service(s) shall include collect calls, third number calls and credit card calls where the reseller pays the underlying carrier's service charges; and shall not include intrastate minutes of use.
- Resold interstate originating MTS and/or MTS-type service(s) shall not include collect, third number, credit card or intrastate minutes of use.

**3.6.2 CUSTOMER OBLIGATIONS CONCERNING THE RESALE OF MTS AND/OR MTS-TYPE SERVICE(S)**

When the customer is reselling MTS and/or MTS-type service as set forth in 3.6.1, preceding, the customer will be charged Carrier Common Line Access rates in accordance with the resale rate regulations as set forth in 3.6.4, following, if the customer or the provider of the MTS service furnishes documentation of the MTS usage and/or the customer furnishes documentation of the MTS-type usage. Such documentation supplied by the customer shall be supplied each month and shall identify the involved resold MTS and/or MTS-type service(s).

**ACCESS SERVICE****3. CARRIER COMMON LINE ACCESS SERVICE****3.6 RESOLD MTS AND/OR MTS-TYPE SERVICE(S)****3.6.2 CUSTOMER OBLIGATIONS CONCERNING THE RESALE OF MTS AND/OR MTS-TYPE SERVICE(S) (Cont'd)**

The monthly period used to determine the minutes of use for resold MTS and/or MTS-type service(s) shall be the most recent monthly period for which the customer has received a bill for such resold service(s). This information shall be delivered to the Telephone Company, at a location specified by the Telephone Company, no later than 15 days after the bill date shown on the resold MTS and/or MTS-type service bill. If the required information is not received by the Telephone Company, the previously reported information, as described preceding, will be used for the next two months. For any subsequent month, no allocation or credit will be made until the required documentation is delivered to the Telephone Company by the customer.

**3.6.3 RESALE DOCUMENTATION PROVIDED BY THE CUSTOMER**

When the customer utilizes Switched Access Service as set forth in 3.6.2, preceding, the Telephone Company may request a certified copy of the customer's resold MTS and/or MTS-type usage billing from either the customer or the provider of the MTS and/or MTS-type service. Requests for billing will relate back no more than 12 months prior to the current billing period.

**ACCESS SERVICE****3. CARRIER COMMON LINE ACCESS SERVICE****3.6 RESOLD MTS AND/OR MTS-TYPE SERVICE(S) (Cont'd)****3.6.4 RATE REGULATIONS CONCERNING THE RESALE OF MTS AND/OR MTS-TYPE SERVICE(S)**

When the customer is provided an access group to be used in conjunction with the resale of MTS and/or MTS-type service(s) as set forth in 3.6.1, preceding, subject to the limitations as set forth in 3.2, preceding, and the Telephone Company receives the usage information required as set forth in 3.6.2, preceding, to calculate the adjustment of Carrier Common Line Access rates, the customer will be billed as set forth in D., following.

**A. Apportionment and Adjustment of Resold Minutes of Use**

When the customer is provided with more than one access group in a State in association with the resale of MTS and/or MTS-type service(s), the resold minutes of use will be apportioned as follows:

(C)

**1. Originating Services**

The Telephone Company will apportion the resold originating MTS and/or MTS-type service(s) and originating minutes of use for which the resale credit adjustment applies, among the access groups. Such apportionment will be based on the relationship of the originating usage for each access group to the total originating usage for all access groups in the State. For purposes of administering this provision:

(C)

- Resold originating MTS and/or MTS-type service(s) minutes shall be only those attributable to interstate originating MTS and/or MTS-type minutes and shall not include collect, third number, credit card or intrastate minutes of use.

The resale credit adjustment shall apply for resold originating MTS and/or MTS-type service(s) and minutes of use, provided Carrier Common Line and Switched Access Rates and Charges have been assessed on such services.

**ACCESS SERVICE**

**3. CARRIER COMMON LINE ACCESS SERVICE**

**3.6 RESOLD MTS AND/OR MTS-TYPE SERVICE(S)**

**3.6.4 RATE REGULATIONS CONCERNING THE RESALE OF MTS AND/OR MTS-TYPE SERVICE(S)**

**A. Apportionment and Adjustment of Resold Minutes of Use (Cont'd)**

**2. Terminating Services**

The Telephone Company will apportion the resold terminating MTS and/or MTS-type service(s) and terminating minutes of use for which the resale credit adjustment applies, among the access groups. Such apportionment will be based on the relationship of the terminating usage for each access group to the total terminating usage for all access groups in the State. For purposes of administering this provision:

(C)

- Resold terminating MTS and/or MTS-type service(s) minutes shall be only those attributable to interstate terminating MTS and/or MTS-type (i.e., collect calls, third number calls, and credit card calls) and shall not include intrastate minutes of use or MTS and/or MTS-type minutes of use paid for by another party.

The resale credit adjustment shall apply for resold terminating MTS and/or MTS-type service(s) and minutes of use, provided Carrier Common Line and Switched Access Rates and Charges have been assessed on such services.

**ACCESS SERVICE****3. CARRIER COMMON LINE ACCESS SERVICE****3.6 RESOLD MTS AND/OR MTS-TYPE SERVICE(S)****3.6.4 RATE REGULATIONS CONCERNING THE RESALE OF MTS AND/OR MTS-TYPE SERVICE(S) (Cont'd)****B. Same State/Telephone Company/Exchange Limitation**

In order for the rate regulations to apply as set forth in D., E. or F., following, the access groups and the resold MTS and/or MTS-type service(s) must be provided in the same state (except when the same extended area service arrangement is provided in two different states by the same telephone company) in the same exchange, provided by the same telephone company and connected directly or indirectly. For those exchanges that encompass more than one state, the customer shall report the information by state within the exchange.

**C. Direct and Indirect Connections**

Each of the access group arrangements used by the customer in association with the resold MTS and/or MTS-type service(s) must be connected either directly or indirectly to the customer designated premises at which the resold MTS and/or MTS-type service(s) are terminated. Direct connections are those arrangements where the access groups and resold MTS and/or MTS-type service(s) are terminated at the same customer designated premises.

Indirect originating connections are those arrangements where the access groups and the resold originating MTS and/or MTS-type service(s) are physically located at different customer designated premises in the same exchange. Such different customer designated premises are connected by facilities that permit a call to flow from access groups to resold MTS and/or MTS-type service(s).

Indirect terminating connections are those arrangements where the access groups and resold terminating MTS and/or MTS-type service(s) are physically located at different customer designated premises in the same exchange. Such different customer designated premises are connected by facilities that permit a call to flow from resold terminating MTS and/or MTS-type service(s) to access groups.



**ACCESS SERVICE**

**3. CARRIER COMMON LINE ACCESS SERVICE**

**3.6 RESOLD MTS AND/OR MTS-TYPE SERVICE(S)**

**3.6.4 RATE REGULATIONS CONCERNING THE RESALE OF MTS AND/OR MTS-TYPE SERVICE(S) (Cont'd)**

**ACCESS SERVICE****3. CARRIER COMMON LINE ACCESS SERVICE****3.6 RESOLD MTS AND/OR MTS-TYPE SERVICE(S)****3.6.4 RATE REGULATIONS CONCERNING THE RESALE OF MTS AND/OR MTS-TYPE SERVICE(S) (Cont'd)****D. Access Groups**

The Access Rate per minute as set forth in 3.9.1, following, will apply. The minutes billed Carrier Common Line access rates will be the adjusted originating interstate access minutes and the adjusted terminating interstate access minutes for such access groups.

The adjusted originating access minutes will be the originating interstate access minutes less the reported resold originating MTS and/or MTS-type service minutes of use as set forth in A.1., preceding; but not less than zero. The adjusted terminating access minutes will be the terminating interstate access minutes less the reported resold terminating MTS and/or MTS-type service minutes of use as set forth in A.2., preceding; but not less than zero.

**ACCESS SERVICE**

**3. CARRIER COMMON LINE ACCESS SERVICE**

**3.6 RESOLD MTS AND/OR MTS-TYPE SERVICE(S)**

**3.6.4 RATE REGULATIONS CONCERNING THE RESALE OF MTS AND/OR MTS-TYPE SERVICE(S) (Cont'd)**

**E. When the Adjustment will be Applied to Customer Bills**

The adjustment as set forth in D., preceding, will be made to the involved customer account no later than either the next bill date, or the one subsequent to that, depending on when the usage report is obtained.

**F. Conversion of Billed Usage to Minutes**

When the MTS and/or MTS-type usage is shown in hours, the number of hours shall be multiplied by 60 to develop the associated MTS and/or MTS-type minutes of use. If the MTS and/or MTS-type usage is shown in a unit that does not show hours or minutes, the customer shall provide a factor to convert the shown units to minutes.

**G. Percent Interstate Use (PIU)**

The adjustment as set forth in D., preceding, will be made to the involved customer account after making the adjustments to the customer account as set forth in 3.8.4, following (PIU).

**3.7 RESERVED FOR FUTURE USE**

**ACCESS SERVICE****3. CARRIER COMMON LINE ACCESS SERVICE****3.8 RATE REGULATIONS****3.8.1 BILLING OF RATES**

Carrier Common Line Access rates will be billed to each Switched Access Service provided under this Tariff in accordance with the regulations as set forth in 3.8.5, following (Determination of Rates) except as set forth in 3.2.3, preceding (WATS Access Lines), 3.6.4, preceding (Resale) and 3.8.4, following (PIU).

**3.8.2 RESERVED FOR FUTURE USE****3.8.3 UNMEASURED LINESIDE ACCESS USAGE**

When Carrier Common Line Access is provided in association with Lineside Switched Access Service in Telephone Company offices that are not equipped for measurement capabilities, an assumed average interstate access minutes will be used to determine Carrier Common Line Access rates. These assumed access minutes are as set forth in 6.7.7, following.

**ACCESS SERVICE****3. CARRIER COMMON LINE ACCESS SERVICE****3.8 RATE REGULATIONS (Cont'd)****3.8.4 PERCENT INTERSTATE USE (PIU)**

When the customer reports interstate and intrastate use of in-service Switched Access Service, Carrier Common Line Access rates will be billed only to interstate Switched Access Service access minutes based on the data reported by the customer as set forth in 2.3.10, preceding, except where the Company is billing according to actuals by jurisdiction. Interstate Switched Access Service access minutes will, after adjustment as set forth in 3.6.4, preceding, when necessary, be used to determine Carrier Common Line Access Rates as set forth in 3.8.5, following.

**3.8.5 DETERMINATION OF RATES**

After the adjustments as set forth in 3.6.4 and 3.8.4, preceding, have been applied, when necessary, to Switched Access Service access minutes, rates for the involved customer account will be determined as set forth in 3.9.1, following.

- A. Carrier Common Line Access rates shall not be reduced as set forth in 3.6.1, preceding, unless Switched Access Charges, as set forth in 6.8.1, following, are applied to the customer's Switched Access Services.

## ACCESS SERVICE

## 3. CARRIER COMMON LINE ACCESS SERVICE

## 3.8 RATE REGULATIONS

## 3.8.5 DETERMINATION OF RATES (Cont'd)

## B. Determination of Originating and Terminating Charges

The determination of originating and terminating charges for Carrier Common Line rates applies in the following manner.

## 1. Originating Charges

The originating Access, per minute rate applies to all originating access minutes of use except as set forth following.

When the customer has Lineside Access Service where the off-hook supervisory signaling is forwarded by the customer's equipment when the called party answers, the originating access minutes of use are assessed the terminating per minute rate (instead of the originating rate) as set forth in 2., following;

When originating calls are placed to 700, 8XX and 900 numbers, the originating access minutes of use are determined based on a customer provided Carrier Common Line (CCL) factor as set forth in 3., following.

## 2. Terminating Charges

Terminating Access, per minute rate applies to all access minutes of use as set forth following.

The terminating per minute rate applies to all access minutes of use (including 700, 8XX or 900 calls) that terminate over local exchange common lines. The terminating rate is not assessed to 700, 8XX or 900 calls that terminate over a Special Access Service (e.g., WATS).

The terminating per minute rate (instead of the originating rate) applies to all originating access minutes of use associated with Lineside Access Services where the off-hook supervisory signaling is forwarded by the customer's equipment when the called party answers.

The terminating per minute rate (instead of the originating rate) applies to originating access minutes of use when originating calls are placed to 700, 8XX and 900 numbers. The number of originating access minutes is determined based on a customer provided CCL factor as set forth in 3., following.

**ACCESS SERVICE****3. CARRIER COMMON LINE ACCESS SERVICE****3.8 RATE REGULATIONS****3.8.5 DETERMINATION OF RATES****B. Determination of Originating and Terminating Charges (Cont'd)****3. Originating and Terminating Charges for 700, 8XX and 900 Access Minutes**

When an originating call is placed to a 700, 8XX or 900 number and that call is terminated over a local exchange common line, the originating minute of use rate applies to the originating access minutes. When an originating call is placed to a 700, 8XX or 900 number and that call is terminated over a Special Access Service (e.g., WATS), the terminating minute of use rate applies to the originating access minutes. Because the Company is unable to determine the facility used to terminate the call, a customer provided CCL factor is used by the Company to calculate the number of originating minutes that should be assessed the originating rate and the number of minutes that should be assessed the terminating rate.

The factor provided by the customer is the percentage of originating minutes that actually terminated over a local exchange common line. The Company shall apply the factor against the total number of 700, 8XX and 900 originating minutes to determine the number of originating minutes that should be assessed the originating rate. The remainder of the 700, 8XX and 900 originating minutes, shall be assessed the terminating rate.

When a customer initially orders 700, 8XX and 900 Service, the customer shall state in its initial order a projected factor in a whole number (i.e., a number 0-100). The factor is reported by State and applies to all end offices within the State. If the customer does not supply the Company with a projected factor when the service is ordered, the Company shall apply a default factor of one hundred percent (100) until a quarterly report is received as set forth following.

(C)

## ACCESS SERVICE

## 3. CARRIER COMMON LINE ACCESS SERVICE

## 3.8 RATE REGULATIONS

## 3.8.5 DETERMINATION OF RATES

- B. Determination of Originating and Terminating Charges
3. Originating and Terminating Charges for 700, 8XX and 900 Access Minutes.  
(Cont'd)

This factor is used by the Company until a revised report is received. The customer shall update the factor on a quarterly basis by State. The customer shall forward to the Company a revised report, to be received no later than fourteen (14) days after the first of January, April, July and October. The revised report shall show the factor for the most current data available, for each service. This data shall consist of at least three (3) and no more than twelve (12) consecutive months of data, ending no more than 75 days earlier than the date the report is due (e.g., for the report due January 15th, the last month of data should be no earlier than October 31). The updated factor shall be based on call detail records. The factor can be based on a statistically valid sample. The factor reported in January, April, July and October shall be effective on the bill date of each such month and shall serve as the basis for the next three months' billing beginning in February, May, August and November, respectively.

(C)

No prorating or back billing shall be done based on the report. However, usage shall be billed utilizing the factor that was in effect at the time the usage was generated.

If a billing dispute arises concerning the projected factor or if the CCL factor changes by three (3) or more points from the previous quarter, or more than ten (10) points annually, the Company has the right to request the work papers and summary, as described in 5., following, used by the customer to substantiate the most recent factor. The Company will send a letter to the customer (by certified U. S. Mail, return receipt requested) requesting the information. The information must be submitted by the customer within thirty (30) days after receipt of the certified letter.

Upon receipt of the customer's work papers and summary, the Company will review the work papers and summary submitted within thirty (30) days from receipt of the information.

If after review of the information, it is determined that a billing dispute exists, the Company will continue to use the customer provided factor and begin audit procedures as set forth in 5., following.

When the quarterly report is not supplied by the customer, the procedures, as set forth in 4., following, will be taken by the Company.



**ACCESS SERVICE**

**3. CARRIER COMMON LINE ACCESS SERVICE**

**3.8 RATE REGULATIONS**

**3.8.5 DETERMINATION OF RATES**

**B. Determination of Originating and Terminating Charges (Cont'd)**

**4. Quarterly Reporting Procedures**

When the quarterly report is not supplied by the customer on the date specified, the following steps, as set forth in (a.) and (b.), following, will be taken by the Company.

- a. The Company will assume the CCL factor to be the same as that provided in the last quarterly report. For those cases in which a quarterly report has never been received from the customer, the Company will assume the CCL factor to be the same as that utilized when the service was ordered.
- b. The Company will send a letter to the customer (by certified U.S. Mail, return receipt requested) requesting an updated factor within thirty (30) days and informing them that if no report is received, the Company will designate a one hundred percent (100%) factor beginning with the next billing period. This factor will be applied until an updated report is submitted or until the provisions set forth in 5., following, are met.

**5. Auditing Procedures**

If a billing dispute arises concerning the projected factor, the Company will ask the customer to provide the data the customer uses to determine the factor.

- a. If the Company questions the information provided by the customer in 3 and 4, preceding, the Company will send a letter to the customer (by certified U.S. Mail, return receipt requested) requesting that the customer contact the Company to discuss and explain their report within thirty (30) days of the Company's request.

**ACCESS SERVICE****3. CARRIER COMMON LINE ACCESS SERVICE****3.8 RATE REGULATIONS****3.8.5 DETERMINATION OF RATES****B. Determination of Originating and Terminating Charges****5. Auditing Procedures (Cont'd)**

- b. If no response is received from the customer, the Company will send a letter to the customer (by certified U.S. Mail, return receipt requested) requesting the work papers and summary as described in (h.), following, used by the customer to substantiate the most recent factor. The requested information must be submitted by the customer to the Company within thirty (30) days after receipt of the certified letter.
- c. If the customer submits the work papers and summary as requested in b., the Company will review this information within thirty (30) days after receipt of the customer's information.
- d. If after review of the documentation, the Company and the customer establish a revised factor, the Company will begin using that percentage with the next billing period.
- e. If the Company and the customer do not establish a revised factor or if there is no response from the customer, the Company will begin the procedures as set forth in f., following.
- f. When the reports are not provided by the customer or a billing dispute arises, the Company may request an audit. The audit procedures and responsible party(ies) for payment of audit expenses will be determined as follows:
  - If the Company and the customer mutually agree upon an independent Certified Public Accountant (CPA) auditing firm and the party(ies) agree to equally share in the payment of audit expenses, both the Company and the customer will be bound by such agreement; or
  - The customer may select an independent CPA auditing firm and pay all audit expenses.
  - If the audit is not conducted as set forth preceding, the Company may select an independent CPA auditing firm and pay all expenses.

**ACCESS SERVICE****3. CARRIER COMMON LINE ACCESS SERVICE****3.8 RATE REGULATIONS****3.8.5 DETERMINATION OF RATES****B. Determination of Originating and Terminating Charges****5. Auditing Procedures (Cont'd)**

- g. The Company will adjust the customer's factor based upon the audit results. The factor resulting from the audit shall be applied to the usage for the quarter the audit is completed, the usage for the quarter prior to completion of the audit and the usage for the two (2) quarters following the completion of the audit. After that time, the customer may report a revised factor pursuant to 3., preceding. The Company will implement the revised factor to the next billing period or quarterly report date, whichever is first.
- h. The customer shall maintain and retain the work papers that show how the factor was determined and a summary derived from the actual call detail records for a minimum twelve month period which statistically substantiates each factor provided to the Company as set forth in 3., preceding. This summary at a minimum shall include month, year, state, traffic type and service type.
- i. If the customer does not provide the work papers and/or summary in accordance with the provisions set forth in this Tariff or if a billing dispute is not resolved from the submission of such work papers, the Company shall request the actual call detail records or a statistically valid sample of such records, as set forth in 3., preceding, on a prospective basis, not to exceed a consecutive three (3) month period. The actual call detail records will be used to statistically substantiate the factor provided to the Company and the process by which it is developed. Such call detail records shall consist of call information, including call terminating address (i.e., called number), call duration, the trunk group number(s), or access line number(s) over which the call is routed and the point at which the call enters the customer's network. The Company will not request such data more than once a year. However, the company reserves the right to request such data if the percentage factor changes by three (3) or more points in a quarter or ten (10) or more points annually.

**ACCESS SERVICE****3. CARRIER COMMON LINE ACCESS SERVICE****3.8 RATE REGULATIONS****3.8.5 DETERMINATION OF RATES****B. Determination of Originating and Terminating Charges (Cont'd)****6. Jurisdictional Report Proprietary Information**

The data the customer provides to the Company to support their factor is considered proprietary to the customer. The Company agrees to use and protect such information by exercising the same degree of care normally used to protect its own proprietary information.

**7. Contested Audits**

When an audit is conducted by the Company or an independent Certified Public Accountant (CPA) auditing firm selected by the Company, the audit results will be furnished to the customer by certified U.S. Mail (return receipt requested). The customer may contest the audit results by providing written notification (by certified U.S. Mail, return receipt requested), to the Company within fifteen (15) calendar days from the date the audit report is furnished to the customer by certified U.S. Mail (return receipt requested). When an audit is conducted by an independent Certified Public Accountant (CPA) auditing firm selected by the customer, the audit results will be furnished to the Company by certified U.S. Mail (return receipt requested). The Company may contest the audit results by providing written notification (by certified U.S. Mail, return receipt requested), to the customer within fifteen (15) calendar days from the date the audit report is furnished to the Company by certified U.S. Mail (return receipt requested).

Contested audits will be resolved by the Company and the customer within thirty (30) days of written notification, or a neutral arbitrator will be mutually agree upon by the Company and the customer. During the initial thirty (30) day resolution period, the Company and the customer will review the audit process and the data used to calculate the CCL factor, in an attempt to resolve the dispute. Should the Company and the customer resolve the dispute on the factor, a neutral arbitrator would not be warranted.

**ACCESS SERVICE****3. CARRIER COMMON LINE ACCESS SERVICE****3.8 RATE REGULATIONS****3.8.5 DETERMINATION OF RATES**

- B. Determination of Originating and Terminating Charges  
7. Contested Audits (Cont'd)

Contested audits will be resolved by a neutral arbitrator mutually agreed upon by the Company and the customer. The arbitration hearing will be conducted in Denver, Colorado or a state and location within the Company operating territory that is mutually agreed upon by both parties. The arbitration proceeding, including the decision rendered, shall be governed by the law (both statutory and case) of the state in which the arbitration hearing is held, including, but not limited to the Uniform Arbitration Act, as adopted in that state.

Prior to the arbitration hearing, each party shall notify the arbitrator of the factor which that party believes to be correct. The arbitrator, in deciding, may adopt the factor of either party or may adopt a factor different from those proposed by the parties.

Each party shall bear its own costs, and shall share equally in the fees and expenses of the arbitrator.

Absent written notification, within the timeframe as set forth preceding, audit results cannot be contested and the Company will adjust the customer's factor based upon the audit results as set forth in 3., preceding.

**ACCESS SERVICE**

**3. CARRIER COMMON LINE ACCESS SERVICE**

**3.9 RATES AND CHARGES**

**3.9.1 CARRIER COMMON LINE**

|                                  | <b>RATE PER<br/>ACCESS MINUTE</b> |
|----------------------------------|-----------------------------------|
| - Originating, per access minute | \$0.000000                        |
| - Terminating, per access minute | 0.000000                          |

## ACCESS SERVICE

## 4. END USER ACCESS SERVICE

| <b>Alphabetical By SUBJECT</b>                           | <b>PAGE</b> |     |
|--|-------------|-----|
| General Description .....                                | 4-1         |     |
| Subscriber Line Charge (SLC).....                        | 4-1         | (T) |
| Presubscribed Interexchange Carrier Charges (PICC) ..... | 4-1         |     |
| Access Recovery Charges (ARC) .....                      | 4-1         |     |
| Limitations .....  | 4-1         |     |
| Obligations of the Customer .....                        | 4-5         |     |
| Payment Arrangements and Credit Allowances .....         | 4-5         |     |
| PICC Rates.....  | 4-16        |     |
| Rates and Charges .....                                  | 4-11        |     |
| Subscriber Line Charge (SLC).....                        | 4-11        | (T) |
| Presubscribed Interexchange Carrier Charges (PICC) ..... | 4-16        |     |
| Access Recovery Charges (ARC) .....                      | 4-17        |     |
| Rate Regulations for SLC, PICC and ARC .....             | 4-6         | (T) |
| Undertaking of the Company .....                         | 4-2         |     |

**ACCESS SERVICE****4. END USER ACCESS SERVICE**

End User Access Service provides for the use of Company common lines by end users and resellers (carriers that purchase subscriber lines for resale) who obtain local exchange service from the Company under its general and/or local exchange tariffs.

**4.1 GENERAL DESCRIPTION**

End User Access Service as described in this section consists of Subscriber Line Charge (SLC) charges, Presubscribed Interexchange Carrier Charges (PICC) and Access Recovery Charges (ARC). Rate regulations for the SLC, PICC and ARC are described in 4.6, following, and the rates are set forth in 4.7, following.

(T)  
|  
(T)**4.2 LIMITATIONS**

- A. A telephone number is not provided with End User Access.
- B. Detail billing is provided to an interexchange carrier for PICC.
- C. Directory listings are not included with End User Access.
- D. Intercept arrangements are not included with End User Access.
- E. Lifeline Assistance Program

The federal Lifeline Assistance Program is designed to provide a credit to monthly end user access charges for qualifying low income residential subscribers. When a carrier is designated as an eligible telecommunications carrier for the Lifeline Assistance Program and when an eligible residential end user qualifies for the Lifeline Assistance Program in association with local residential exchange service of that carrier, the SLC and ARC Residence rate as set forth in 4.7, following, are waived.

(T)

(T)



## ACCESS SERVICE

## 4. END USER ACCESS SERVICE

## 4.3 UNDERTAKING OF THE COMPANY

A. The Company will provide use of a common line by an end user, reseller or interexchange carrier under this Tariff. Such use will be provided when the end user or reseller obtains local exchange service.

B. The Company will be responsible for contacts and arrangements with customers (end users, resellers or interexchange carriers) for the billing of End User Access rates. The End User Access rates are billed as set forth following.

## 1. Subscriber Line Charge (SLC)

(T)

When an end user or reseller obtains local exchange service from the Company, the SLC per month rate is assessed to the end user or reseller of the associated local exchange service.

(T)

## 2. Presubscribed Interexchange Carrier Charges (PICC)

(T)

The PICC is assessed to the presubscribed carrier when an end user or reseller obtains local exchange service from the Company and identifies an interexchange carrier as the presubscribed carrier. If the end user or reseller chooses not to presubscribe to an interexchange carrier, the PICC is assessed directly to the end user or reseller. The PICC does not apply to either single or multiple Public Access Lines (PAL).

When the presubscribed carrier is an interexchange carrier reseller and wants its facility provider to be billed, the reseller and facility provider must provide a letter of authorization and billing agreement designating such billing for the PICC.

## ACCESS SERVICE

## 4. END USER ACCESS SERVICE

## 4.3 UNDERTAKING OF THE COMPANY

## B.2. (Cont'd)

When a presubscribed carrier has terminated service to its end user or reseller for nonpayment or for violation of any other term or condition in the presubscribed carrier's tariff, the presubscribed carrier must comply with the following conditions in order to avoid liability for the payment of the PICC.

- a. The presubscribed carrier must notify the Company that it has discontinued service to its end user or reseller at least fifteen (15) days prior to the monthly PICC determination date, and in a format mutually agreed upon by the carrier and the Company. When the notification is received, the Company will change the Primary Interexchange Carrier (PIC) designation to PIC NONE. When the line designation is PIC NONE, the end user or reseller must dial an access code for all interstate calls. In the event the notice is received less than fifteen (15) days before the Company's PICC determination date, the Company will make reasonable efforts to change the end user or reseller line to a PIC NONE designation. However, if the Company is unable to accomplish the change prior to the PICC determination date, the Company will continue to assess the PICC to the carrier until the following month's determination date.
- b. Prior to a., preceding, the presubscribed carrier must comply with the F.C.C. requirement to notify its presubscribed end user or reseller of the termination and explain to the customer the need to select a new primary interexchange carrier if the customer wants to continue to dial 1+ long distance calls after the termination. In the case of Company-owned payphones, the Company is the end user and notice should be provided to the Company's payphone group and not to the premises owner. In addition, the presubscribed carrier must inform the end user or reseller that the Company will assess the PICC directly to the end user or reseller until a new primary interexchange carrier is selected.
- c. Once the Company has received notification, as set forth in a., preceding, the local Exchange Service end user or reseller will not be presubscribed to any primary interexchange carrier, PIC NONE, in the Company's data base. The Company will cease billing the PICC to the presubscribed carrier and will assess the PICC to the end user or reseller. The PICC will be assessed to the end user or reseller until the end user or reseller selects another primary interexchange carrier as its presubscribed carrier.

**ACCESS SERVICE**

**4. END USER ACCESS SERVICE**

**4.3 UNDERTAKING OF THE COMPANY**

**B.2. (Cont'd)**

- d. The Company is not liable for any dispute resulting from the change to PIC NONE initiated by the presubscribed carrier's notification to the Company. The presubscribed carrier shall furnish the Company with a copy of its end user or reseller notification upon request in order to resolve any end user or reseller PIC disputes.
- e. In the event of a dispute over the PICC between the end user or reseller and the presubscribed carrier, the Company will bill the PICC to the end user or reseller when it has received notification as set forth in a., preceding. The end user or reseller should contact the formerly presubscribed carrier to attempt to resolve the dispute. The end user or reseller has the option of initiating an Interexchange Carrier Subscription termination complaint to the F.C.C. against its presubscribed carrier.

**3. Access Recovery Charges (ARC)**

(T)

The ARC is assessed when an end user or reseller obtains local exchange service from the Company, the ARC per month rate is assessed to the end user or reseller of the associated local exchange service.

(T)

**ACCESS SERVICE**

**4. END USER ACCESS SERVICE**

**4.4 OBLIGATIONS OF THE CUSTOMER**

- A. When the customer is a Commercial Mobile Radio Service provider, it shall designate whether the local exchange services it is provided by the Company are used as access lines for its services or used as administrative lines.
- B. When the customer is provided with a local exchange service which is not identified as Business, Centrex, Digital Switched Service (DSS), Integrated Services Digital Network (ISDN), or Residence service, it shall provide the Company information relative to the use of such service to help the Company determine the appropriate rates.

**4.5 PAYMENT ARRANGEMENTS AND CREDIT ALLOWANCES**

**A. Minimum Period**

The minimum period for which End User Access is provided and for which rates are applicable is the same as that in the general and/or local exchange tariffs for the associated local exchange service.

**B. Cancellation of Application**

End User Access is cancelled when the order for the associated local telephone exchange service is cancelled. No cancellation charges apply.

**C. Changes to Orders**

When changes are made to orders for the local exchange service associated with End User Access, any necessary changes will be made for End User Access. No charges will apply.

**ACCESS SERVICE****4. END USER ACCESS SERVICE****4.5 PAYMENT ARRANGEMENTS AND CREDIT ALLOWANCES (Cont'd)****D. Allowance for Interruptions**

When there is an interruption to a common line, requested credit allowances for SLC, PICC and ARC rates are provided as set forth for the local exchange service for end user and reseller billed rates only. No credit allowance is made for the PICC when the rate is assessed to the presubscribed carrier. (T)

**E. Temporary Suspension of Service**

When a end user temporarily suspends its local exchange service, one-half of the SLC, PICC and ARC per month rates are temporarily suspended for the time period the local exchange service is suspended for end user and reseller billed rates. If the PICC is assessed to the presubscribed carrier, the PICC is not reduced. (T)

**4.6 RATE REGULATIONS FOR SLC, PICC AND ARC (T)**

The SLC, PICC and ARC rate applications are described in A. through N., following. The rates are set forth in 4.7, following. (T)

A. The SLC, PICC and ARC Residence Subscriber rates, as described in B., C., and I., following, are based on a Primary and Non-Primary basis. The Primary Residence rate is assessed for the first line provided at the residence. Each additional line at the same residence, regardless of the named subscriber, is assessed the Non-Primary Residence rate. If the primary line disconnects, the non-primary line with the greatest length of service becomes the primary line. A residence is defined as a self-contained housing unit that typically contains cooking and sleeping facilities. (T)

B. When a customer is provided local residence exchange service by the Company, the SLC, PICC and ARC Residence Subscriber rates apply for such local residence exchange service on a Primary and Non-Primary basis as set forth in A, preceding. (T)

## ACCESS SERVICE

## 4. END USER ACCESS SERVICE

- 4.6 RATE REGULATIONS FOR SLC, PICC AND ARC (Cont'd)** (T)
- C. When a customer is provided local residence exchange service by the Company and when the local residence exchange service is provided as a multiparty service, the SLC, PICC and ARC Residence Subscriber rates are assessed for each such party on a Primary and Non-Primary basis as set forth in A, preceding. These charges will be waived for Residence customers who receive Lifeline Assistance Program benefits. (T)
- D. When a customer is provided only a single local business exchange service (excluding PAL Service) by the Company, the SLC, PICC and ARC Single Line Business Subscriber rates apply for each single business service. (T)
- E. When a customer is provided only a single local business exchange service (excluding PAL Service) by the Company and when the local business exchange service is provided as a multiparty service, the SLC, PICC and ARC Single Line Business Subscriber rates apply for each such party. (T)
- F. When a customer is provided either single or multiple Public Access Lines (PAL) by the Company, the SLC and ARC rates apply for each such PAL. As of October 1, 2003, the PICC will not apply to either single or multiple Public Access Lines (PAL). (T)
- G. When a customer is provided more than one local business exchange service in a state by the same Company, the SLC, PICC and ARC Multi-line Business Subscriber rates are assessed for each line. (T)
- H. When a customer is provided DSS by the Company, the SLC, PICC and ARC Multi-line Business Subscriber rates apply for every activated channel (maximum 24 channels) on the T-1 facility. (T)

## ACCESS SERVICE

## 4. END USER ACCESS SERVICE

## 4.6 RATE REGULATIONS FOR SLC, PICC and ARC (Cont'd)

(T)

- I. Centrex is a service that (1) utilizes a shared or dedicated common block in a Company switch located at the Company central office to meet the customer's internal needs and serves as the customer's interface with the local and interexchange networks, (2) links the customer's main stations to the Company central office with subscriber loops, (3) allows Network Access Registers (NARs) to be associated with the service and (4) allows abbreviated dialing within the common block.

For business Centrex station lines (excluding Integrated Services Digital Network Basic Rate Interface within a Centrex system), the SLC and ARC Multiline Business Subscriber rate applies for each line. However the ARC charge will not be applied to Centrex Services that utilize a dedicated common block. The PICC is assessed on a per Centrex station line basis. (The Centrex per-line rate is 1/9 of the Multiline Business Subscriber PICC rate.)

(T)

Centrex Dormitory (Residential) Service is a service to a college, university or school that serves student or faculty dormitory (residential) quarters. Primary and Non-Primary Residential SLC, PICC and ARC rates apply for the station lines that serve dormitory quarters, as set forth in A., preceding. SLC and ARC Multiline Business Subscriber and PICC Centrex Subscriber rates apply to the station lines that serve the school offices as set forth above.

(T)

(T)

(T)

## ACCESS SERVICE

## 4. END USER ACCESS SERVICE

- 4.6 RATE REGULATIONS FOR SLC, PICC AND ARC(Cont'd)** (T)
- J. When a customer is provided Integrated Services Digital Network Basic Rate Interface (ISDN-BRI) that permits the provision of two voice-grade-equivalent channels and a signaling/data channel over a single facility, the ISDN-BRI SLC Subscriber rate, the ISDN-BRI PICC and the ISDN-BRI ARC rates are assessed for each such facility. When ISDN-BRI is provided within a Centrex system, the ISDN-BRI rate applications apply. (T)
- K. When a customer is provided Integrated Services Digital Network Primary Rate Interface (ISDN-PRI) that permits the provision of up to 24 voice-grade-equivalent channels over a single T-1 facility, the SLC and ARC Multiline Business Subscriber rate is multiplied by five for each such T-1 facility. The ISDN-PRI PICC rate is assessed once for each such T-1 facility. (T)
- L. When a customer is provided a local exchange service which is not identified as Business, Centrex, DSS, ISDN or Residence service (e.g., Farm Service, Local Service), the Company will designate the service as either Business, Centrex, DSS, ISDN or Residence Service per 4.4.B., preceding. The rates, as set forth in 4.7, following, for SLC, PICC and ARC will apply in accordance with the designation. (T)
- M. For each local exchange service provided as Remote Call Forwarding (RCF) residential or Remote Call Forwarding business service, under the general and/or local exchange service tariffs, SLC, PICC and ARC rates do not apply. (T)
- N. SLC, PICC and ARC rates are assessed for each local exchange service provided under the general and/or local exchange service tariffs to Commercial Mobile Radio Service providers which are used for administrative purposes. (T)



**ACCESS SERVICE**

**4. END USER ACCESS SERVICE**

**4.6 RATE REGULATIONS FOR SLC, PICC AND ARC (Cont'd)**

(T)

(T)

## ACCESS SERVICE

## 4. END USER ACCESS SERVICE

## 4.7 RATES AND CHARGES

## 4.7.1 SUBSCRIBER LINE CHARGE (SLC)

| STATE   | MONTHLY RATE<br>(Per State, Per Line or Trunk)    |                                       |
|---|---|---------------------------------------|
|   | Residence<br>Subscriber <sup>[1]</sup><br>Primary | Business<br>Subscriber<br>Single Line |
| Arizona, Colorado, Idaho (Boise LATA), Idaho (Spokane LATA), Montana, Nebraska, New Mexico, North Dakota, Oregon, South Dakota, Utah, Wyoming | \$6.50  | \$6.50                                |
| Iowa  | <b>5.29 (I)</b>                                   | <b>5.29 (I)</b>                       |
| Minnesota   | <b>5.38 (I)</b>                                   | <b>5.38 (I)</b>                       |
| Washington  | <b>6.50 (I)</b>                                   | <b>6.50 (I)</b>                       |

| STATE   | MONTHLY RATE<br>(Per State)                        |                            |
|---|--|----------------------------|
|   | Non-Primary<br>Residence<br>(Per Line or<br>Trunk) | ISDN BRI<br>(Per Facility) |
| Arizona, Colorado, Idaho (Spokane LATA), Montana, New Mexico, North Dakota, Oregon, Wyoming | \$7.00   | \$7.00                     |
| Idaho (Boise LATA)  | 6.63   | 6.63                       |
| Iowa  | <b>5.29 (I)</b>                                    | <b>5.29 (I)</b>            |
| Minnesota   | <b>5.38 (I)</b>                                    | <b>5.38 (I)</b>            |
| Nebraska and Utah   | 6.50   | 6.50                       |
| South Dakota  | 6.70   | 6.70                       |
| Washington  | <b>6.50 (I)</b>                                    | <b>6.50 (I)</b>            |

<sup>[1]</sup> Includes Centrex Dormitory (Residential) Service.

## ACCESS SERVICE

## 4. END USER ACCESS SERVICE

## 4.7 RATES AND CHARGES

## 4.7.1 SUBSCRIBER LINE CHARGE (SLC) (Cont'd)

| STATE                                     | Business<br>Multi-line<br>ISDN-PRI <sup>[1]</sup><br>(Per Line or<br>Trunk) |
|---|---|
| Arizona                                   | \$7.98 (I)  |
| Colorado, Montana, New Mexico,<br>Wyoming | 9.20  |
| Idaho (Boise LATA)                        | 7.04(I)   |
| Idaho (Spokane LATA)                      | 8.78(R)   |
| Utah                                      | 7.13 (I)  |
| Iowa                                      | 4.87 (I)  |
| Minnesota                                 | 4.77 (I)  |
| Nebraska                                  | 5.09 (R)  |
| North Dakota                              | 8.60 (I)  |
| Oregon                                    | 8.43 (I)  |
| South Dakota                              | 6.98 (I)  |
| Washington                                | 5.93 (I)  |

(C)

(N)

<sup>[1]</sup> For ISDN-PRI, multiply the SLC rate times five for each T-1 facility.

**ACCESS SERVICE**

**4. END USER ACCESS SERVICE**

**4.7 RATES AND CHARGES**

**4.7.1 SUBSCRIBER LINE CHARGE (SLC) (Cont'd)**

**THIS PAGE IS RESERVED FOR FUTURE USE.**

(D)

(D)

(M)

(M)

(M) Material moved to Page 4-11.

**ACCESS SERVICE**

**4. END USER ACCESS SERVICE**

**4.7 RATES AND CHARGES**

**4.7.1 SUBSCRIBER LINE CHARGE (SLC) (Cont'd)**

**THIS PAGE IS RESERVED FOR FUTURE USE.**

(D)

(D)

(M)

(M)

(M) Material moved to Page 4-11.

**ACCESS SERVICE**

**4. END USER ACCESS SERVICE**

**4.7 RATES AND CHARGES**

**4.7.1 SUBSCRIBER LINE CHARGE (SLC) (Cont'd)**

**THIS PAGE IS RESERVED FOR FUTURE USE.**

(D)

(D)

(M)

(M)

(M) Material moved to Page 4-11.

## ACCESS SERVICE

## 4. END USER ACCESS SERVICE

## 4.7 RATES AND CHARGES (Cont'd)

## 4.7.2 PRESUBSCRIBED INTEREXCHANGE CARRIER CHARGES (PICC) (T)

|  | MONTHLY<br>RATE |
|--|-----------------|
| • Residence Subscriber[1]  |                 |
| - Primary, Per individual line or trunk                            | \$0.00          |
| - Non-Primary,<br>Per individual line or trunk                     | 0.00            |
| • Single Line Business Subscriber,<br>Per individual line or trunk | 0.00            |
| • Multiline Business Subscriber,<br>Per individual line or trunk   | 0.00            |
| • ISDN-BRI Subscriber,<br>Per facility                             | 0.00            |
| • ISDN-PRI Subscriber,<br>Per T-1 facility                         | 0.00            |
| • Centrex Subscriber[2],<br>Per individual station line            | 0.00            |

[1] Includes Centrex Dormitory (Residential) Service.

[2] Excludes ISDN on Centrex and Centrex Dormitory (Residential) Service.

## ACCESS SERVICE

## 4. END USER ACCESS SERVICE

## 4.7 RATES AND CHARGES (Cont'd)

## 4.7.3 ACCESS RECOVERY CHARGES (ARC)

- Residence Subscriber[1]

|   | MONTHLY<br>RATE |
|---|-----------------|
| - Primary Residence-Per State,<br>Per individual line or trunk  |                 |
| - Arizona   | \$2.50          |
| - Colorado  | 0.00            |
| - El Paso, Colorado   | 0.00            |
| - Idaho (Boise LATA)  | 0.00            |
| - Montana   | 0.00            |
| - New Mexico[2]   | 0.02 (R)        |
| - New Mexico (Alamogordo; Angel Fire<br>Anthony, Artesia, Aztec, Bayard,<br>Chaparral, Cimarron, Deming,<br>Farmington, Gallup, Grants, Hatch,<br>La Mesa, Las Cruces, Las Vegas,<br>Los Alamos, Penasco, Questa, Raton,<br>Red River, Santa Fe, Santa Teresa,<br>Silver City, Socorro, Springer, Taos,<br>Tucumcari) | 0.02 (R)        |
| - Utah  | 0.00            |
| - Wyoming   | 0.00            |

[1] Includes Centrex Dormitory (Residential) Service.

[2] The following New Mexico Exchanges will be exempt from this charge: Clovis and Portales.



## ACCESS SERVICE

## 4. END USER ACCESS SERVICE

## 4.7 RATES AND CHARGES

## 4.7.3 ACCESS RECOVERY CHARGE (ARC)

- Residence Subscriber[1] (Cont'd)

|   | MONTHLY<br>RATE |     |
|---|-----------------|-----|
| - Primary Residence-Per State,<br>Per individual line or trunk                              |                 |     |
| - Iowa  | \$0.00          | (D) |
|   |                 | (D) |
| - Minnesota (Biwabik, Breckenridge, Cook,<br>East Grand Forks, Glenville, Lake Park, Sabin) | 2.50            | (C) |
| - <b>Minnesota (Moorehead)</b>  | 1.59            | (C) |
| - <b>Minnesota (All Other Exchanges)</b>  | <b>0.00 (R)</b> | (C) |
| - Nebraska  | 0.00            |     |

[1] Includes Centrex Dormitory (Residential) Service.

## ACCESS SERVICE

## 4. END USER ACCESS SERVICE

## 4.7 RATES AND CHARGES

## 4.7.3 ACCESS RECOVERY CHARGE (ARC)

- Residence Subscriber[1] (Cont'd)

|  | MONTHLY<br>RATE |
|--|-----------------|
| - Primary Residence-Per State,<br>Per individual line or trunk |                 |
| - North Dakota   | \$0.00          |
| - South Dakota   | 0.00            |
| - Idaho (Spokane LATA)   | 0.00            |
| - Oregon   | <b>0.00 (R)</b> |
| - Washington   | 0.00            |

(D)

(D)

[1] Includes Centrex Dormitory (Residential) Service.

## ACCESS SERVICE

## 4. END USER ACCESS SERVICE

## 4.7 RATES AND CHARGES

## 4.7.3 ACCESS RECOVERY CHARGE (ARC) (Cont'd)

- Non-Primary Residence-Per State,  
Per individual line or trunk

MONTHLY  
RATE

- Primary Residence-Per State,  
Per individual line or trunk

|   |                 |
|---|-----------------|
| - Arizona   | \$2.50          |
| - Colorado  | 0.00            |
| - El Paso, Colorado   | 0.00            |
| - Idaho (Boise LATA)  | 0.00            |
| - Montana   | 0.00            |
| - New Mexico[1]   | <b>0.02 (R)</b> |
| - New Mexico (Alamogordo; Angel Fire<br>Anthony, Artesia, Aztec, Bayard,<br>Chaparral, Cimarron, Deming,<br>Farmington, Gallup, Grants, Hatch,<br>La Mesa, Las Cruces, Las Vegas,<br>Los Alamos, Penasco, Questa, Raton,<br>Red River, Santa Fe, Santa Teresa,<br>Silver City, Socorro, Springer, Taos,<br>Tucumcari) | <b>0.02 (R)</b> |
| - Utah  | 0.00            |
| - Wyoming   | 0.00            |

[1] The following New Mexico Exchange will be exempt from this charge: Clovis and Portales.

## ACCESS SERVICE

## 4. END USER ACCESS SERVICE

## 4.7 RATES AND CHARGES

## 4.7.3 ACCESS RECOVERY CHARGE (ARC)

- Non-Primary Residence-Per State,  
Per individual line or trunk (Cont'd)

MONTHLY  
RATE

- Primary Residence-Per State,  
Per individual line or trunk

- Iowa \$0.00

(D)

(D)

- Minnesota (Biwabik, Breckenridge, Cook,  
East Grand Forks, Glenville, Lake Park, Sabin) 2.50
- **Minnesota (Moorehead)** 1.59
- **Minnesota (All Other Exchanges)** **0.00 (R)**
- Nebraska 0.00

(C)

(C)

## ACCESS SERVICE

## 4. END USER ACCESS SERVICE

## 4.7 RATES AND CHARGES

## 4.7.3 ACCESS RECOVERY CHARGE (ARC)

- Non-Primary Residence-Per State,  
Per individual line or trunk (Cont'd)

MONTHLY  
RATE

- Primary Residence-Per State,  
Per individual line or trunk

- North Dakota \$0.00
- South Dakota 0.00
- Idaho (Spokane LATA) 0.00
- Oregon **0.00 (R)**

(D)

(D)

- Washington 0.00

## ACCESS SERVICE

## 4. END USER ACCESS SERVICE

## 4.7 RATES AND CHARGES

## 4.7.3 ACCESS RECOVERY CHARGE (ARC) (Cont'd)

|  | MONTHLY<br>RATE |
|--|-----------------|
| • Single Line Business Subscriber-Per State,<br>Per individual line or trunk |                 |
| - Arizona  | \$2.50 (I)      |
| - Colorado   | 2.50            |
| - El Paso, Colorado  | 2.50 (I)        |
| - Idaho (Boise LATA)   | 2.50 (I)        |
| - Montana  | 2.50            |
| - New Mexico   | 2.50            |
| - Utah   | 2.50 (I)        |
| - Wyoming  | 2.50 (I)        |
| - Iowa   | 2.50 (I)        |
| - Minnesota  | 2.50            |
| - Nebraska   | 2.50(I)         |
| - Fremont, Nebraska  | 2.50            |
| - North Dakota   | 2.50            |
| - South Dakota   | 2.50(I)         |
| - Idaho (Spokane LATA)   | 2.50(I)         |
| - Oregon   | 2.50            |
| - Washington   | 2.50(I)         |

## ACCESS SERVICE

## 4. END USER ACCESS SERVICE

## 4.7 RATES AND CHARGES

## 4.7.3 ACCESS RECOVERY CHARGE (ARC) (Cont'd)

|  | MONTHLY<br>RATE |
|--|-----------------|
| • ISDN-BRI Subscriber[1]- Per State,<br>Per facility |                 |
| - Arizona  | \$2.50 (I)      |
| - Colorado   | 2.50            |
| - El Paso, Colorado                                  | 2.50 (I)        |
| - Idaho (Boise LATA)                                 | 2.50 (I)        |
| - Montana  | 2.50            |
| - New Mexico   | 2.50            |
| - Utah   | 2.50 (I)        |
| - Wyoming  | 2.50 (I)        |
| - Iowa   | 2.50 (I)        |
| - Minnesota  | 2.50            |
| - Nebraska   | 2.50(I)         |
| - North Dakota                                       | 2.50            |
| - South Dakota                                       | 2.50(I)         |
| - Idaho (Spokane LATA)                               | 2.50(I)         |
| - Oregon   | 2.50            |
| - Washington   | 2.50(I)         |

[1] For ISDN-PRI, see Page 4-25.

## ACCESS SERVICE

## 4. END USER ACCESS SERVICE

## 4.7 RATES AND CHARGES

## 4.7.3 ACCESS RECOVERY CHARGE (ARC) (Cont'd)

|   | MONTHLY<br>RATE   |
|---|-------------------|
| • Multi-line Business Subscriber,<br>Per individual line or trunk[1][2] |                   |
| - Arizona   | <b>\$3.00 (R)</b> |
| - Colorado  | 3.00              |
| - El Paso, Colorado   | 3.00              |
| - Idaho (Boise LATA)  | 3.00              |
| - Montana   | 3.00              |
| - New Mexico  | 3.00              |
| - Utah  | <b>3.00 (R)</b>   |
| - Wyoming   | 3.00              |
| - Iowa  | <b>3.00 (R)</b>   |
| - Minnesota   | <b>3.00 (R)</b>   |
| - Nebraska  | <b>3.00 (R)</b>   |
| - North Dakota  | <b>3.00 (R)</b>   |
| - South Dakota  | <b>3.00 (R)</b>   |
| - Idaho (Spokane LATA)  | <b>3.00 (R)</b>   |
| - Oregon  | <b>3.00 (R)</b>   |
| - Washington  | <b>3.00 (R)</b>   |

[1] For ISDN-PRI, multiply the ARC rate times five for each T-1 facility.

[2] Where available, the following Centrex Services are Exempt from the ARC Multi-line Business Subscriber Charge: Centrex *PRIME*, Centrex Plus, *CENTRON*, *CENTRON 50* and *CENTRON XL*.



## ACCESS SERVICE

## 5. ORDERING OPTIONS FOR ACCESS SERVICES

| Alphabetical by SUBJECT                         | PAGE |
|---|------|
| Access Order .....                              | 5-3  |
| Dedicated Network Access Link.....              | 5-11 |
| Switched Access Service .....                   | 5-3  |
| Private Line Transport Service.....             | 5-11 |
| Virtual EIC Service .....                       | 5-12 |
| WATS.....                                       | 5-12 |
| Access Order Modifications .....                | 5-17 |
| Access Order Service Date Intervals.....        | 5-13 |
| Cancellation of an Access Order.....            | 5-23 |
| Design Change Charge .....                      | 5-19 |
| Discontinuance of Access Service .....          | 5-35 |
| Expedited Order Charge .....                    | 5-21 |
| General.....                                    | 5-1  |
| Minimum Period .....                            | 5-30 |
| Minimum Period Charges.....                     | 5-33 |
| Negotiated Interval.....                        | 5-14 |
| Ordering Conditions.....                        | 5-1  |
| Partial Cancellation Charge .....               | 5-19 |
| Provision of Other Services .....               | 5-2  |
| Selection of Facilities for Access Orders ..... | 5-29 |
| Service Date Change .....                       | 5-18 |
| Service Guarantee-Provisioning .....            | 5-15 |
| Special Construction.....                       | 5-2  |
| Standard Interval .....                         | 5-13 |

(D)

**ACCESS SERVICE****5. ORDERING OPTIONS FOR ACCESS SERVICES****5.1 GENERAL**

For Private Line Transport Ordering Options, only Non-Competitive End-User Channel Terminations are filed as part of this tariff. Ordering Options for other Private Line Transport Services to complete the circuit are outside this tariff and can be accessed at the Company's website or Company's other designated location.

(N)

(N)

This Section sets forth the regulations and order related charges for Switched Access Services, Private Line Transport Service Non-Competitive End User Channel Termination (EUCT) and Expanded Interconnection-Collocation (EIC) Service. These charges are in addition to other applicable charges as set forth in other sections of this Tariff.

(C)

(C)

An Access Order is an order to provide the customer with Switched Access Service, Private Line Transport Service Non-Competitive EUCT or EIC Service. It is also used to provide changes to existing services including EIC Service Channel Terminations. Other changes to EIC Service are set forth in Section 21, following.

(C)

**5.1.1 ORDERING CONDITIONS**

The customer shall provide all information necessary for the Company to provide and bill for the requested service. In addition to the order information required in 5.2, following, the customer must also provide:

- Customer name and premises address(es).
- Billing name and address (when different from customer name and address).
- Customer contact name(s) and telephone number(s) for the following provisioning activities: order negotiation, order confirmation, interactive design, installation and billing.

The Company will establish a Service Date (Due Date) when the customer has placed an order for service with all the appropriate information to allow for the processing of the Access Order. The date on which the Service Date is established is the Application Date (Order Date).

The time required to provision the service (i.e., the interval between the Application Date and the Service Date) is known as the Service Date Interval. The Service Date Interval is established in accordance with 5.2.1, following. The Company will provide a firm order confirmation to the customer advising the customer the Application Date and the associated Service Date Intervals for the Access Order. Access Order firm order confirmations, where possible, will reflect the customer's requested service date.

**ACCESS SERVICE****5. ORDERING OPTIONS FOR ACCESS SERVICES****5.1 GENERAL (Cont'd)****5.1.2 PROVISION OF OTHER SERVICES**

- A. In addition to Switched Access and Private Line Transport Service Non-Competitive End User Channel Termination (EUCT), other services offered under the provisions of this Tariff shall be ordered with an Access Order or as set forth in B., following. The rates and charges for these services, as set forth in other sections of this Tariff, will apply in addition to the ordering charges set forth in this section and the rates and charges for the Access Service with which they are associated. (C)
- B. With the agreement of the Company, other services set forth in A., preceding, may subsequently be added to the order at any time, up to and including the service date for the Access Service. When added subsequently, charges for a design change as set forth in 5.2.2.C., following, will apply when an engineering review is required. (C)
- C. Additional Engineering is not an ordering option, but will be applied to an Access Order when the Company determines that Additional Engineering is necessary to accommodate a customer request. Additional Engineering will only be required as set forth in 13.1, following. When Additional Engineering is required, the customer will be so notified and will be furnished with a written statement setting forth the justification for the Additional Engineering as well as an estimate of the charges. If the customer agrees to the Additional Engineering, a firm order will be established.

If the customer does not want the service or facilities after being notified that Additional Engineering of Company facilities is required, the order will be withdrawn and no charges will apply. Once a firm order has been established, the total charge to the customer for the Additional Engineering may not exceed the estimated amount by more than ten percent (10%).

The regulations, rates and charges for Additional Engineering are as set forth in 13.1, following, and are in addition to the regulations, rates and charges specified in this section.

**5.1.3 SPECIAL CONSTRUCTION**

The regulations, rates and charges for special construction are set forth in Tariff F.C.C. No. 12 and are in addition to the regulations, rates and charges specified in this Tariff.

## ACCESS SERVICE

## 5. ORDERING OPTIONS FOR ACCESS SERVICES

## 5.2 ACCESS ORDER

An Access Order is used by the Company to provide a customer Access Service as follows:

- Switched Access Services as set forth in Section 6, following,
- Private Line Transport Service Non-Competitive End User Channel Termination (EUCT) as set forth in Section 7, following, (C)
- Other Services as set forth in 5.1.2, preceding,
- Advanced Communications Network, as set forth in Section 8, following, and (C)
- EIC Service as set forth in Section 21, following.

## A. Switched Access Service

When a customer requests new or additional Switched Access Services, one or more access orders may be required. The number of orders required is dependent on the type of services and/or facilities being requested.

When placing an order for Lineside or Trunkside Switched Access Service (FG or BSA), the customer shall specify, at a minimum, the following:

- The type of Entrance Facility (EF), as described in 1., following;
- The type of Direct-Trunked Transport (DTT) facility for both direct routed and tandem routed traffic, as described in 2., following;
- The number of lines and/or trunks, as described in 3. and 4., following;
- The basic Lineside or Trunkside Switched Access Service arrangement (BSA or FG) information as described in 3. and 4., following, respectively.

**ACCESS SERVICE****5. ORDERING OPTIONS FOR ACCESS SERVICES****5.2 ACCESS ORDER****A. Switched Access Service (Cont'd)**

1. When the customer orders an EF for Switched Access Service (as described in 6.1.2, following), the customer must specify the customer-designated premises and the type of facility, DS3, DS1 or Voice Grade, being requested between the customer's premises and the serving wire center (SWC) of that premises. The customer shall specify their facility terminating interface and the appropriate multiplexing options, if desired, at the SWC.

When a Voice Grade EF is ordered, the customer shall order the associated Lineside or Trunkside Service, as set forth in 3. and 4., following, and the DTT facility, as set forth in 2., following, at the same time.

When a DS1 or DS3 EF and/or DTT is being requested, the customer has the option of ordering the Lineside or Trunkside Service at the same time or the customer may order the Lineside or Trunkside Service subsequent to ordering the EF or DTT facility when one of the following conditions exist:

- A DS3 EF is ordered with a DS3 to DS1 Multiplexer at the SWC, or
- A DS3 EF is ordered with a DS3 to DS1 Multiplexer at the SWC and DS1 DTT is ordered to a specific end office, Company Hub or access tandem, or
- A DS3 EF is ordered to the SWC and a DS3 DTT facility, with a DS3 to DS1 Multiplexer, is ordered to a specific end office, Company Hub or access tandem, or
- A DS1 EF is ordered with a DS1 to Voice Grade Multiplexer at the SWC, or
- A DS1 EF and a DS1 DTT are ordered to a specific end office, Company Hub or access tandem.

When the customer chooses to use a portion of the available capacity on an existing PLTS SST Service for Switched Access Service between the customer's premises and the SWC of that premise, the customer shall place an order for each individual Switched Access Service and specify the channel assignment for the SST Shared Use facility. An EF is not ordered when a SST Shared Use facility is utilized. The SST CO Node must be located in the customer's SWC for Switched Access Service provisioning.

## ACCESS SERVICE

## 5. ORDERING OPTIONS FOR ACCESS SERVICES

## 5.2 ACCESS ORDER

## A. Switched Access Service (Cont'd)

2. When the customer orders a DTT facility (as described in 6.1.2, following), for either tandem routed or direct routed traffic, the customer must specify whether the EF that interfaces with the DTT facility is new or existing. If the EF is new, the customer shall order the EF as described in 1., preceding. If the EF is existing, the customer shall provide the Circuit Facility Assignment (CFA) of the existing facility that will be utilized for the DTT. The EF capacity must be the same capacity as the DTT or higher.

The customer shall specify the type of DTT facility, DS3, DS1 or Voice Grade, being requested and any multiplexing options desired. When ordering a DS1 DTT facility to a Company Hub, the customer shall specify the desired multiplexing Hub selected from the National Exchange Carrier Association, Inc. Tariff F.C.C. No. 4. This tariff identifies the type(s) of multiplexing functions which are available for a DS1 facility. When the customer desires DS3 to DS1 multiplexing/hubbing arrangements, the Company will work cooperatively to provide the desired multiplexing/hubbing arrangements in all wire centers.

The customer may order a DTT facility prior to ordering Lineside or Trunkside Service only as set forth in 1., preceding. If one of the conditions in 1., preceding, is not met, the customer must order Lineside or Trunkside Service at the same time the DTT facility is ordered as set forth in 3. and 4., following.

When tandem routing is to be utilized for Trunkside Access, a DTT facility is required between the serving wire center and the access tandem and TST (common transport) is required between the access tandem and all the end offices subtending that tandem. The TST common transport facilities are provided by the Company based on the number of trunks being requested by the customer as set forth in 4., following.

When PLTS SST facilities are provided from the SWC of the customer's premises to a Remote CO Node and those SST facilities are shared with Switched Access Service, the customer shall specify the type of DTT facility from the Remote CO Node to an access tandem, Company hub or end office based on whether the customer requests tandem routing or direct routing.

## ACCESS SERVICE

## 5. ORDERING OPTIONS FOR ACCESS SERVICES

## 5.2 ACCESS ORDER

## A. Switched Access Service (Cont'd)

3. When the customer orders Lineside Switched Access Service, the customer must have capacity available on an existing EF and/or DTT facility with compatible interfaces or request an EF and/or DTT facility as described in 1. and 2., preceding. Tandem routing is not available for Lineside Switched Access. When the EF and/or DTT facility is existing, the customer shall provide the CFA of the facility to be utilized. The customer shall also specify the number of lines, the first point of switching (i.e., dial-tone office), the directionality of the service and the Switched Transport and Local Switching options desired. When additional information is required, either to apply credits or to measure and bill Lineside service properly, the customer shall specify whether the ordered line(s) will be used for resale purposes or not for resale purposes. When the service is for resale purposes, the customer shall also specify which lines are to be arranged in multiline hunt group arrangements and which lines are to be provided as single lines.
4. When the customer orders Trunkside Switched Access Service, the customer must have capacity available on an existing EF with a compatible interface or request an EF as described in 1., preceding. In addition, the customer must specify if direct routing or tandem routing is to be utilized.

When direct routing is being requested, the customer must have an existing DTT facility between the serving wire center and the end office or order a new DTT facility as described in 2., preceding. If the DTT facility is existing, the customer shall provide the CFA of the facility to be utilized.

When tandem routing is to be utilized, a DTT facility is required between the serving wire center and the access tandem and TST (common transport) is required between the access tandem and all the end offices subtending that tandem. If the DTT facility is new, the customer may order the DTT facility as described in 2, preceding. If the DTT facility is existing, the customer shall provide the CFA of the facility to be utilized. The TST common transport facilities are provided by the company based on the number of trunks being requested as set forth following.

Trunkside Switched Access Service must be ordered in trunks. The customer is responsible to assure that sufficient access facilities have been ordered to handle its traffic. On the order for service, the customer shall specify the number of trunks, the end office, if direct routing or tandem routing is desired, Switched Transport options and Local Switching options desired.

## ACCESS SERVICE

## 5. ORDERING OPTIONS FOR ACCESS SERVICES

## 5.2 ACCESS ORDER

## A. Switched Access Service

## 4. (Cont'd)

The number of trunks may be determined by the customer in the following manner. For each day the customer shall determine the highest number of trunks required to handle its traffic during a single hour. The customer shall, for the same hour period (i.e., busy hour), pick the twenty consecutive business days in a calendar year which add up to the largest number of trunks required to handle its traffic. The customer shall then determine the average busy hour trunks by dividing the largest number of trunks in use figure, for the same hour period, for the consecutive twenty business day period by 20. This computation shall be performed for each end office and/or access tandem the customer wishes to serve.

When ordering trunks to an access tandem or CST3 or FGD trunks to a customer-provided tandem, the customer must also provide the Company an estimate of the amount of traffic it will generate to and/or from each end office subtending the access tandem or customer-provided tandem to assist the Company in its own efforts to project further facility requirements. In addition, the customer shall also specify for terminating only access, whether the trunks are to be arranged in trunk group arrangements or provided as single trunks. The traffic type must also be specified using the same categories as described in 6.1.1, following, to enable efficient provisioning and billing functions.

5. For 900 Access Service, the customer shall order the service in accordance with the provisions as set forth in 1., 2. and 4., preceding, and the manner in which the service is to be provisioned as set forth in 6.2.9, following, except that customers may request DTT to only those offices designated by the Company as 900 Access Service screening offices. Additionally, when new NXX(s) are to be opened in a LATA or when existing NXX(s) are to be deleted, and such change is to occur coincident with the service date established for the order, the customer shall provide such information when placing the order for the service. The customer shall notify the Company of all NXX code activity (activation or deactivation) as set forth in 6.6.2.D., following, regardless of whether the activity is to occur with or without a requirement for additional capacity (i.e., busy hour minutes of capacity or quantities of trunks). All 900 number assignments and administration shall be in accordance with the North American Numbering Plan (NANP).



**ACCESS SERVICE****5. ORDERING OPTIONS FOR ACCESS SERVICES****5.2 ACCESS ORDER****A. Switched Access Service (Cont'd)**

6. For 800 Data Base (800 DB) Access Service, the customer shall order the service in accordance with the requirements as set forth in 1., 2. and 4., preceding. The service will be provisioned as set forth in 6.2.8, except that customers may request DTT to those end offices designated by the Company as Service Switching Points (SSPs). 800 DB Access Service is available only as a LATA-wide service and must be ordered to all end offices in a LATA. Service will be provisioned, at a minimum, to all access tandems and operator switches equipped as SSPs in a LATA. 8XX codes and number assignments shall be in accordance with the Guidelines for 800 Data Base.
7. When a customer orders CCSAC, the customer must specify the customer STP premises and the number of CCS Links required between the customer's SPOI and the Company STP location per access order as set forth in Section 20, following.
8. When a customer orders LIDB, the customer must specify the Originating Point Code(s) and Location Identification Code(s) that will access the Company's LIDB per access order as set forth in Section 20, following.
9. When a customer orders CST3 or FGD Service with the SS7 Out of Band Signaling feature, the customer must specify the CCSAC Service required between the customer's SPOI and the Company's STP location per access order as set forth in Section 20, following. Separate orders shall be issued for the CCSAC Service and the associated CST3 or FGD Service.

## ACCESS SERVICE

## 5. ORDERING OPTIONS FOR ACCESS SERVICES

## 5.2 ACCESS ORDER

## A. Switched Access Service (Cont'd)

10. When a customer desires Switched Access Service to an end office that is a remote switching office, the customer must order service to and/or from the host office which controls the remote switching office since all traffic to and/or from a remote switching office must be routed through the host office.
11. For Voice DA Service, the customer shall specify the number of trunks from the SWC of the customer's premises to the Voice DA location. If the Voice DA Service is to be combined with a Trunkside or *DID* Switched Access Service, the customer shall also specify which trunk group is to be associated with the Voice DA Service. This information is used to determine the number of transmission paths as set forth in 9.2.1.C., following. The customer then specifies the Directory Transport options. For purposes of applying the order regulations, a Voice DA location is considered to be a customer/end user serving wire center.
12. For originating and terminating CST3 or FGD transported via a customer-provided tandem premises, the Switched Access CST3 or FGD trunk arrangement must be ordered as a one-way direct outgoing or a one-way direct incoming trunk termination for all the CST3 or FGD Service in the same Company end office.
13. When a DTT facility is ordered with TSI, only CST3 or FGD service may be transported over the DTT facility.

## ACCESS SERVICE

## 5. ORDERING OPTIONS FOR ACCESS SERVICES

## 5.2 ACCESS ORDER

## A. Switched Access Service (Cont'd)

14. For 500 Access Service, the customer shall order the service as set forth in 1., 2. and 4., preceding. The service will be provisioned as set forth in 6.2.12, following, except that the customer may order service directly to an end office via CST3 or Feature Group D to only those offices designated by the Company. Additionally, when new NXX codes are to be opened in a LATA or when existing NXX codes are to be deleted, and such changes are coincident with the service date established for the order, the customer shall provide such information when placing the order for the service. The customer shall notify the Company of all NXX code activity (activation or deactivation) as set forth in 6.6.2, following, regardless of whether the activity is to occur with or without a requirement for additional capacity. All 5YY number assignments and administration shall be in accordance with the North American Numbering Plan (NANP).
15. Customers, when placing an order for Switched Access Services FGB, FGD, CST1 or CST3, may request one or more Carrier Identification Codes (CIC) on the same Access Order. The first CIC is included in the nonrecurring charge for the Access Order. Each additional (i.e., two or more) CIC requested on the same Access Order is assessed a service rearrangement nonrecurring charge as set forth in 6.7.1, following.
16. For Telecommunications Relay Service (TRS), the TRS provider shall order an EF from their premises to their SWC and the associated functionally equivalent one-way originating CST3 or FGD trunks to the access tandem. The TRS provider must forward the 10-digit calling party's Automatic Number Identification (ANI), the TRS ANIii digits, the 10-digit called number and the specified interexchange carrier's Carrier Identification Code (CIC).

The Company shall switch the TRS originating traffic through the tandem to the CST3 or FGD trunks of the interstate carrier of choice.

The interexchange carrier of choice shall order regular CST3 or FGD Switched Access as set forth in this section to the access tandem that serves the TRS provider for originating traffic.

## ACCESS SERVICE

## 5. ORDERING OPTIONS FOR ACCESS SERVICES

## 5.2 ACCESS ORDER (Cont'd)

## B. Private Line Transport Services

For all Private Line Transport Services, the customer must specify the customer-designated premises or Hubs involved, the type of service (e.g., Analog Private Line Service, DS1 Private Line Service, etc.), the channel interface, technical specification package and options desired. For multipoint services, the channel interface at each premises may, at the request of the customer, be different but all such interfaces shall be compatible.

(D)

(D)

## C. Dedicated Network Access Link Service

(T)

For DNAL Service, the customer must specify the customer-designated premises, the DNAL Transport Facility, the type of DNAL Transport Termination to be associated with the DNAL.

## ACCESS SERVICE

## 5. ORDERING OPTIONS FOR ACCESS SERVICES

## 5.2 ACCESS ORDER (Cont'd)

- D. For WATS Access Service, as described in 6.3.1.Q., following, the customer shall specify the end user's premises at which the WATS Access Line terminates, the type of line (i.e., two-wire or four-wire), the type of supervisory signaling (i.e., loop start or ground start) and, depending on the WATS Access Service Arrangement requested, the type of calling (i.e., originating-only, terminating-only or two-way). The customer may request WATS Access Service from the wire center which serves the customer's originating and/or terminating premises. When the serving wire center is not capable of performing the WATS Access Service requested (i.e., the serving wire center is not a WATS Serving Office or is a WATS Serving Office that is not capable of providing the WATS Access Service Arrangement requested) or the WATS Serving Office capacity is exhausted for the WATS Access Service Arrangement requested, the Company will provide the service to the nearest wire center where the capability and/or capacity exists. In these circumstances the customer will be so notified and the order will be changed to designate the appropriate WATS Serving Office. No order charge will apply for the change. End office switches where the capability and/or capacity exists are designated as WATS Serving Offices listed as such in National Exchange Carrier Association, Inc. Tariff F.C.C. No. 4. (T)
- A WATS Access Line must be ordered for use with Lineside or Trunkside Switched Access Service. The WATS Access Line can be any Private Line Transport Service Non-Competitive End User Channel Termination (EUCT), as provided in Section 7, following, that is technically compatible with WATS Access Service.
- E. Where the Private Line Transport Service Non-Competitive EUCT is exempt from the Private Line Transport Surcharge, as set forth in 7.4.2, following, the customer shall furnish with the order the certification as set forth in that section. (T)
- F. For Virtual EIC Service, the customer must specify the Company wire center in which the virtual interconnector's equipment will be installed, and the type of equipment in accordance with Section 21, following, the channel interface, technical specification package and options desired. (T)

**ACCESS SERVICE****5. ORDERING OPTIONS FOR ACCESS SERVICES****5.2 ACCESS ORDER (Cont'd)****5.2.1 ACCESS ORDER SERVICE DATE INTERVALS**

Access Service is provided with one of the following Service Date Intervals:

- Standard Interval
- Negotiated Interval

Service Date Interval tables are found in the Qwest Corporation Service Interval Guide. Service Date Intervals will be provided to all customers within a reasonable time of request. To the extent the Access Service can be made available with reasonable effort, the Company will provide the Access Service in accordance with the customer's requested interval, subject to the following conditions:

A. Standard Interval

1. A schedule of Standard Intervals is included in the Qwest Corporation Service Interval Guide. The schedule specifies the services and the quantities provided within a Standard Interval. Standard Intervals will be used for Access Orders with the same requested Service Date, channel type or service type. Service Dates for items and services not assigned to the Standard Interval tables, will be negotiated as set forth in B., following. Additional labor charges as set forth in 13.2.2, following, may apply.
2. Access Services provided with a Standard Interval will be installed during Company business hours as set forth in Section 13, following. If a customer requests that installation of service be done outside the Company's business hours, and the Company agrees to the request, the customer will be subject to applicable Additional Labor Charges as set forth in 13.2.2, following.

## ACCESS SERVICE

## 5. ORDERING OPTIONS FOR ACCESS SERVICES

## 5.2 ACCESS ORDER

## 5.2.1 ACCESS ORDER SERVICE DATE INTERVALS (Cont'd)

## B. Negotiated Interval

The Company will negotiate a Service Date Interval with the customer on an individual case basis resulting in a Negotiated Interval, when:

- no Standard Interval exists for the service,
- the quantity of Access Services ordered exceeds the quantities specified in the Standard Intervals described in the Qwest Corporation Service Interval Guide,
- the customer requests a service date before or beyond the applicable Standard Interval Service Date, or
- the rates are applied on an Individual Case Basis (ICB).

The Company will offer a Service Date based on the type and quantity of Access Services the customer has requested. The Negotiated Interval may not exceed by more than six months the Standard Interval Service Date, or, when there is no Standard Interval, the Company offered Service Date.

All part-time Analog PLTS-Audio Non-Competitive End User Channel Termination (EUCT) and Video Non-Competitive EUCT are provided with a Negotiated Interval. Each service is subject to a service inquiry. A service inquiry is a request to the Company to determine if facilities exist to provide the service ordered and to determine the Service Date on which service can be provided to the customer.

(C)  
(C)

Access Services provided with a Negotiated Interval will be installed during Company business hours as set forth in Section 13, following. If a customer requests that installation of service be done outside the Company's business hours, and the Company agrees to the request, the customer will be subject to applicable Additional Labor Charges as set forth in 13.4, following.

## ACCESS SERVICE

## 5. ORDERING OPTIONS FOR ACCESS SERVICES

## 5.2 ACCESS ORDER

## 5.2.1 ACCESS ORDER SERVICE DATE INTERVALS (Cont'd) No changes

## C. Service Guarantee - Provisioning

## 1. Description

For Private Line Transport Service Guarantee, only Non-Competitive End-User Channel Terminations are filed as part of this tariff. Service Guarantee for other Private Line Transport Services to complete the circuit are outside this tariff and can be accessed at the Company's website or Company's other designated location.

(N)  
|  
(N)

Service Guarantee Provisioning assures that provisioning requests for Digital Data Service (DDS), Digital Data Service 2-Wire, DS1 Private Line Transport Service (PLTS), DS3 PLTS, WATS Voice Grade Service and Switched Access Service are installed on the Service Date (due date) committed by the company or a credit shall be applied to the customer's bill. The customer requested due date must be equal to or greater than the Standard Interval date as set forth in the Qwest Corporation Service Interval Guide. If the Company, through its own fault, fails to meet the Company committed Service Date, the customer's bill shall be adjusted to reflect a Service Guarantee credit of 100% of the total nonrecurring charge for certain rate elements. There is no additional charge for this guarantee. The conditions for Service Guarantee Provisioning are set forth in a. and b., following.

## a. The Service Guarantee Provisioning credit applies:

- To PLTS Access Service requests for DDS, Digital Data Service 2-Wire, DS1, DS3 and WATS Voice Grade Services.
- To PLTS DDS, Digital Data Service 2-Wire, DS1, DS3 and WATS Voice Grade provisioning orders that add, move or change the channel termination(s), transport channel, or Optional Features and Functions, including service rearrangements and rollovers.
- To PLTS DS3 Electrical and Optical Interfaces.
- To Switched Access Service (excludes CCSAC Service) request for a VG, DS1 or DS3 EF.
- To Switched Access Service provisioning orders that add, move or change an EF facility. EF and DTT rollover service rearrangements are also included. (See exclusion for trunks in b., following.)
- To Switched Access requests for EF and DTT multiplexing equipment.



## ACCESS SERVICE

## 5. ORDERING OPTIONS FOR ACCESS SERVICES

## 5.2 ACCESS ORDER

## 5.2.1 ACCESS ORDER SERVICE DATE INTERVALS

## C. Service Guarantee - Provisioning

## 1. Description

## a. The Service Guarantee Provisioning credit applies: (Cont'd)

- To the dedicated WATS Voice Grade Service portion only. This offering does not include the trunk nonrecurring charges for Switched Access Service provided in conjunction with WATS.
- To services only provided wholly within Company territories.

## b. The Service Guarantee Provisioning credit does not apply :

- To On-Net or Off-Net 1.544 and 44.736 Mbps Channel Terminations for SONET Ring Service.
- To Free-Framed DS1 Service.
- To any Switched Access trunk nonrecurring charges associated with new service, rearrangements, moves or rollovers.
- To any Switched Access trunk nonrecurring charges associated with Optional Features and Functions.
- To CCSAC Switched Access Service.
- To Dispatch Charges and/or Design Changes due to customer reasons.
- To expedite service due date requests, cancellations, Design Layout Report (DLR), Additional Engineering, Additional Labor, Special Facilities Routing and any other Miscellaneous Services specified in Section 13, following.
- During a declared national emergency. (Priority Installation of Telecommunications Service Priority as described in 10.8.1.D. shall take precedence).
- During a natural disaster (e.g., tornado, earthquake, flood, or fire) or a work stoppage.
- To Special Construction.
- To the Nonrecurring Charge for the DS1 Environment Cabinet when the installation due date for the associated DS1 is missed.

(T)

**ACCESS SERVICE****5. ORDERING OPTIONS FOR ACCESS SERVICES****5.2 ACCESS ORDER (Cont'd)****5.2.2 ACCESS ORDER MODIFICATIONS**

The customer may request a modification of its Access Order at any time prior to notification by the Company that service is available for the customer's use. The Company will make every effort to accommodate a requested modification when it is able to do so with the normal work force assigned to complete such an order within normal business hours.

If the modification cannot be made with the normal work force during normal business hours, the Company will notify the customer. If the customer still desires the Access Order modification, the Company will schedule a new service date. All charges for Access Order modifications will apply on a per-occurrence basis.

Any increase in the number of Private Line Transport Service Non-Competitive End User Channel Termination (EUCT) channels, Switched Access Service facilities, lines or trunks, or EIC Channel Terminations will be treated as a new Access Order (for the increased amount only).

(C)

If order modifications are necessary to satisfy the transmission performance for a Private Line Transport Service Non-Competitive EUCT ordered by a customer, these changes will be made without order modification charges being incurred by the customer.

## ACCESS SERVICE

## 5. ORDERING OPTIONS FOR ACCESS SERVICES

## 5.2 ACCESS ORDER

## 5.2.2 ACCESS ORDER MODIFICATIONS (Cont'd)

## A. Service Date Change

Access Order service dates for the installation of new services or rearrangements of existing services may be changed, but the new service date may not exceed the original service date by more than 60 calendar days. When, for any reason, the customer wishes to change the service date, the customer should notify the Company before the original service date to request a different service date. If the customer requested service date is more than 60 calendar days after the original service date, the order will be canceled by the Company and reissued with the appropriate cancellation charges applied, unless the customer indicates that billing for the service is to commence as set forth in 5.2.3, following. Failure to notify the Company prior to the original service date to request a different service date may result in the application of a Dispatch Charge as set forth in 13.5.2, following.

(C)

(C)

A new service date may be established that is prior to the original Standard or Negotiated Interval service date if the Company determines it can accommodate the customer's request without delaying service dates for orders of other customers.

If the service date is changed to an earlier date, the customer will be notified by the Company that Expedited Order Charges apply as set forth in D., following.

## ACCESS SERVICE

## 5. ORDERING OPTIONS FOR ACCESS SERVICES

## 5.2 ACCESS ORDER

## 5.2.2 ACCESS ORDER MODIFICATIONS (Cont'd)

## B. Partial Cancellation Charge

Any decrease in the number of ordered Private Line Transport Service Non-Competitive End User Channel Termination (EUCT) channels, Switched Access Service facilities, lines, trunks, or EIC Channel Terminations will be treated as a partial cancellation and the charges as set forth in 5.2.3, following, will apply.

## C. Design Change Charge

The customer may request a design change to the service ordered. A design change is any change to an Access Order which requires engineering review. An engineering review is a review by Company personnel of the service ordered and the requested changes to determine what change in the design, if any, is necessary to meet the changes requested by the customer. Design changes include such things as a change of end user premises within the same serving wire center, the addition or deletion of optional features, functions, or a change in the type of Transport Termination (Switched Access only), type of channel interface, type of Interface Group or technical specification package. The Design Change Charge also covers activities associated with the conversion of a UNE circuit to a special private line service.

Design changes do not include a change of customer premises, end user premises to a different serving wire center, end office switch, Switched Access Service type or Private Line Transport Non-Competitive EUCT type, or EIC Channel Termination type. Changes of this nature will require the issuance of a new order and the cancellation of the original order with appropriate cancellation charges applied.

(C)

## ACCESS SERVICE

## 5. ORDERING OPTIONS FOR ACCESS SERVICES

## 5.2 ACCESS ORDER

## 5.2.2 ACCESS ORDER MODIFICATIONS

## C. Design Change Charge (Cont'd)

The Company will review the requested change, notify the customer whether the change is a design change, if it can be accommodated and if a new service date is required. If the customer authorizes the Company to proceed with the design change, a Design Change Charge will apply.

A Design Change Charge will apply, on a per order, per occurrence basis. This charge will also apply to change an incorrect address as long as the new address is in the same wire center as the incorrect address and the change is made prior to the issuance of the Design Layout Report (DLR). If a change of end user premises within the same serving wire center is requested, Expedited Order Charges may also apply as detailed in D., following. The applicable design charge is:

## 1. Rates And Charges

|                                   | CHARGE     | (C) |
|-----------------------------------|------------|-----|
| • Design Change Charge, per order | \$50.00[1] | (C) |

- [1] UNE circuits in (1)“non-impaired” wire centers or (2)wire centers for which the FCC has authorized Forbearance from certain Section 251 unbundling obligations in the Omaha MSAs of Girard - OMAHNE78, Omaha - OMAHNE90, Center – OMAHNECE, Fort Street – OMAHNEFO, Fowler St – OMAHNEFW, 156 Harrison – OMAHNEHA, Izard – OMAHNEIZ, Douglas – OMAHNENW and O Street – OMAHNEOS that are converted to special access service will only be assessed one-half of the Design Change charge, above.

**ACCESS SERVICE****5. ORDERING OPTIONS FOR ACCESS SERVICES****5.2 ACCESS ORDER****5.2.2 ACCESS ORDER MODIFICATIONS (Cont'd)****D. Expedited Order Charge**

When placing an Access order for service(s) for which standard intervals exist, a customer may request a service date that is prior to the standard interval service date. A customer may also request an earlier service date on a pending standard or negotiated interval Access Order. If the Company agrees to provide the service on an expedited basis, an Expedited Order Charge will apply.

A customer may request a change of end user premises within the same serving wire center. When this occurs, the service date is changed to reflect the standard interval. If the customer requests an earlier service date, an Expedited Order Charge will apply.

Expedited Order Charges will not apply if the revised interval to a pending order is equal to or longer than the standard interval for that service.

Expedited Order Charges will not apply to part-time audio or part-time video.

When an expedited service date is missed, the Expedited Order Charge will apply unless the missed service date is caused by the Company.

**ACCESS SERVICE****5. ORDERING OPTIONS FOR ACCESS SERVICES****5.2 ACCESS ORDER****5.2.2 ACCESS ORDER MODIFICATIONS****D. Expedited Order Charge (Cont'd)**

The Expedited Order Charge will apply to all products and services found in this tariff unless otherwise specified. This charge will be applied when the customer requests a service date that is prior to the standard interval service date on an Access Order or when a customer requests an earlier service date on a pending standard or negotiated interval Access Order.

The Company will provide the customer with an estimate of the Expedited Order Charge before expediting an order.

The Expedited Order Charge, as set forth below, will apply on a per order basis for each day the service date is advanced.

|  | <b>NONRECURRING<br/>CHARGE</b> | <b>(C)</b> |
|--|--------------------------------|------------|
| • Per day advanced                               | \$400.00                       | <b>(C)</b> |
| • Per day advanced[1]<br>for Pricing Flexibility | 400.00                         | <b>(C)</b> |

The Expedited Order Charges will be billed in addition to other applicable nonrecurring charges.

If costs other than additional labor are to be incurred when an Access Order is expedited, the Company will develop, determine and bill the customer such costs in accordance with the special construction terms and conditions as set forth in Tariff F.C.C. No. 12. Authorization to incur the cost and to bill the customer will be in accordance with the terms and conditions of Tariff F.C.C. No. 12.

[1] This rate applies to Expedited Orders located in Phase I and Phase II MSAs, as defined in Section 23, following.

## ACCESS SERVICE

## 5. ORDERING OPTIONS FOR ACCESS SERVICES

## 5.2 ACCESS ORDER (Cont'd)

## 5.2.3 CANCELLATION OF AN ACCESS ORDER

- A. A customer may cancel an Access Order for the installation of service at any time prior to notification by the Company that service is available for the customer's use. The cancellation date is the date the Company receives written or verbal notice from the customer that the order is to be canceled. The verbal notice must be followed by written confirmation within 10 days. If a customer or a customer's end user is unable to accept Access Service within 30 business days after the original service date, the following will occur:

- The Access Order will be canceled and charges as set forth in D. and E., following, will apply, or
- The service will be activated, at the customer's request, and billing for the service will commence.

In such instances, the cancellation date or the date billing is to commence (depending on which option is selected by the customer), is the 31st business day beyond the original service date of the Access Order.

**For all order placed before the effective date of this tariff, December 2, 2016, the preceding order options will be in effect. For all orders placed on or after the effective date of this tariff, December 2, 2016, the following ordering options will be in effect.**

A customer may cancel an Access Order for the installation of service at any time prior to notification by the Telephone Company that service is available for the customer's use. The cancellation date is the date the Telephone Company receives written or verbal notice from the customer that the order is to be canceled. The verbal notice must be followed by written confirmation within 10 days. If a customer or a customer's end user is unable to accept Access Service within 30 calendar days of the latest agreed upon service date (i.e. firm order confirmation date), the customer has the choice of the following options:

- The Access Order will be canceled and charges set forth in D. and E. following, will apply if the service has not been fully provisioned; or
- The Access Order will be completed and billing for the service will commence if the service has been fully provisioned or the customer has indicated that billing for the service should begin.

(M) Material previously appearing on this page was moved to Page 5-23.1



## ACCESS SERVICE

## 5. ORDERING OPTIONS FOR ACCESS SERVICES

## 5.2 ACCESS ORDER

## 5.2.3 CANCELLATION OF AN ACCESS ORDER (Cont'd)

- B. Service Date Intervals are associated with the provisioning of an Access Order whether standard or negotiated as set forth in 5.2.1, preceding. Certain Critical Dates, as set forth in E., following, are used by the Company to monitor the service order provisioning progress. The Company includes these scheduled Critical Dates in the firm order confirmation associated with each Access Order provided to the customer. Cancellation charges are based on the estimated costs incurred by the Company at the time the order is canceled. The Company monitors which Critical Date was last scheduled and determines what percentage of the Company's provisioning costs have been incurred as of that Critical Date. A cancellation charge will not apply if the scheduled Service Date has not been provided to the customer.

Costs incurred in conjunction with the provision of an Access Order start on the Application Date defined in C., following. When a customer cancels an Access Order prior to the Application Date, no charges shall apply. When a customer cancels an Access Order or part of an Access Order, on or after the Application Date, a charge equal to the estimated costs incurred by the Company shall apply as set forth in D. and E., following.

(M)

(M)

(M) Material moved from Page 5-23.

**ACCESS SERVICE**

**5. ORDERING OPTIONS FOR ACCESS SERVICES**

**5.2 ACCESS ORDER**

**5.2.3 CANCELLATION OF AN ACCESS ORDER (Cont'd)**

- C. The Critical Dates monitored by the Company for the purpose of calculating a cancellation charge are as follows:
1. Application Date (APP): The date the customer provides a firm commitment and sufficient information as detailed in 5.1.1, preceding. The APP Date is the date the Company enters the order into the Company's order distribution system(s). This is sometimes referred to as the order date.
  2. Design Layout Report Date (DLRD): The date the Design Layout Report which contains the design for the service(s) ordered is forwarded to the customer.
  3. Plant Test Date (PTD): The date acceptance testing is performed with the customer.
  4. Service Date (DD): The date the service is due to be made available to the customer. This is sometimes referred to as the Due Date.

## ACCESS SERVICE

## 5. ORDERING OPTIONS FOR ACCESS SERVICES

## 5.2 ACCESS ORDER

## 5.2.3 CANCELLATION OF AN ACCESS ORDER (Cont'd)

- D. The percentage of the total provisioning cost incurred by the Company at a particular Critical Date varies by the type of service as shown in E., following.

When a customer cancels an Access Order, or part of an Access Order, before the Service Date, the Company will calculate the cancellation charge by multiplying all the nonrecurring charges associated with the Access Order, or that part of the Access Order being canceled, by the percentage shown in E., following, based on the last monitored Critical Date which has occurred on the Access Order. When a customer cancels an Access Order or part of an Access Order on the Service Date, 100% of the nonrecurring charges plus minimum period charges apply.

Nonrecurring charges associated with an Access Order are used to calculate and bill the cancellation charge to the customer even when nonrecurring charges are waived.

Analog Service and Digital Data Service orders, where the Non-Competitive End User Channel Termination (EUCT) recurring rate element is not billed, will be assessed a Cancellation Charge based on the equivalent of one Non-Competitive EUCT nonrecurring charge for the service.

(C)

(C)

(D)

(D)

## ACCESS SERVICE

## 5. ORDERING OPTIONS FOR ACCESS SERVICES

## 5.2 ACCESS ORDER

## 5.2.3 CANCELLATION OF AN ACCESS ORDER (Cont'd)

E. The Critical Dates monitored by the Company are as follows:

| ALL STATES  |          |           |          |            |
|---|----------|-----------|----------|------------|
|   | APP<br>% | DLRD<br>% | PTD<br>% | DD<br>%    |
| 1. Switched Access Service  |          |           |          |            |
| • Lineside Access[1]  | 21       | 56        | 71       | [2]        |
| • Trunkside Access[1]   | 15       | 65        | 73       | [2]        |
| • VG (EF and DTT)   | 13       | 44        | 77       | [2]        |
| • DS1 (EF and DTT)  | 10       | 48        | 81       | [2]        |
| • DS3 (EF and DTT)  | 10       | 48        | 81       | [2]        |
| • Synchronous Service Transport                                       | 10       | 48        | 81       | [1]        |
| 2. Analog PLTS Non-Competitive<br>End User Channel Termination (EUCT) |          |           |          | (C)<br>(C) |
| • Low Speed Data  | 13       | 44        | 77       | [2]        |
| • D.C. Channel  | 13       | 44        | 77       | [2]        |
| • Voice Grade   | 13       | 44        | 77       | [2]        |
| • Audio   | 13       | 44        | 77       | [2]        |
| • Video   | 13       | 44        | 77       | [2]        |

[1] Excludes DS1 or DS3 EF and DS1 or DS3 DTT facilities.

[2] Minimum period charges and 100% of the nonrecurring charges apply.

## ACCESS SERVICE

## 5. ORDERING OPTIONS FOR ACCESS SERVICES

## 5.2 ACCESS ORDER

## 5.2.3 CANCELLATION OF AN ACCESS ORDER

E. The Critical Dates monitored by the Company are as follows: (Cont'd)

| ALL STATES  |          |           |          |         |
|---|----------|-----------|----------|---------|
|   | APP<br>% | DLRD<br>% | PTD<br>% | DD<br>% |
| 3. Digital Data Service Non-Competitive<br>End User Channel Termination<br>(EUCT) | 13       | 44        | 77       | [1]     |
| 4. DS1 Non-Competitive EUCT   | 10       | 48        | 81       | [1]     |
| 5. DS3 Non-Competitive EUCT   | 10       | 48        | 81       | [1]     |
| 6. Simultaneous Voice Data Service<br>Non-Competitive EUCT                        | 13       | 44        | 77       | [1]     |

(D)  
(D)

[1] Minimum period charges and 100% of the nonrecurring charges apply.

## ACCESS SERVICE

## 5. ORDERING OPTIONS FOR ACCESS SERVICES

## 5.2 ACCESS ORDER

## 5.2.3 CANCELLATION OF AN ACCESS ORDER (Cont'd)

- F. When a customer cancels an order for the discontinuance of service, no charges apply for the cancellation.
- G. If the Company misses a service date due to circumstances over which it has direct control (excluding, e.g., acts of God, governmental requirements, work stoppages and civil commotions), the customer may cancel an Access Order without incurring cancellation charges.
- H. If SST service order is canceled by the customer prior to the start of service a cancellation charge will apply. The Cancellation charge will be determined as follows: (C)
1. Cancellation Charges for the SST rate elements with nonrecurring charges will be calculated as set forth in E., preceding. (T)
  2. Cancellation Charges the SST rate elements without nonrecurring charges will be based on all nonrecoverable costs incurred by the Company in association with the service order up to and including the time of cancellation. Nonrecoverable costs are those costs for which the Company has no foreseeable use should the service be terminated. In addition when the cancellation takes place on or after the Design Layout Report Date (DLRD) the Cancellation Charge will include the sum of the twelve month minimum service period for these rate elements based on the fixed period of the customer's respective Pricing Plan. (T)

**ACCESS SERVICE****5. ORDERING OPTIONS FOR ACCESS SERVICES****5.2 ACCESS ORDER (Cont'd)****5.2.4 SELECTION OF FACILITIES FOR ACCESS ORDERS**

- A. When a customer places an order for Lineside or Trunkside Switched Access Service, the customer may choose to utilize existing Switched Access Entrance Facilities and/or Direct-Trunked Transport facilities ordered from Section 6, following (except as set forth following for DNAL), or Private Line Transport Service (PLTS) facilities ordered from Section 7, following. Shared Use is allowed when Shared Use facilities are ordered and provided as set forth in 2.7, preceding. The customer is not allowed to order Switched Access facilities from Section 6 and assign PLTS to those facilities. The customer must specify the specific channels to be used to implement the Access Order.

When a customer places an order for a DNAL, the Company shall provide the service from available inventory. Existing Entrance Facilities or DTT facilities may not be utilized for a DNAL.

- B. When a customer places a PLTS Access Order, the customer may choose to utilize facilities previously purchased as a facility to a Hub. If the customer has a PLTS facility purchased to a Hub, the customer must request that specific channels be used to implement the Access Order. If a facility assignment is not specified by the customer, the Company will provide the service from available inventory.

## ACCESS SERVICE

## 5. ORDERING OPTIONS FOR ACCESS SERVICES

## 5.2 ACCESS ORDER (Cont'd)

## 5.2.5 MINIMUM PERIOD

For Private Line Transport Minimum Period, only Non-Competitive End-User Channel Terminations are filed as part of this tariff. Minimum Period for other Private Line Transport Services to complete the circuit are outside this tariff and can be accessed at the Company's website or Company's other designated location.

- A. The Minimum Period is one month when services are ordered on a Monthly Pricing Plan, except as set forth in B., C., D. and 9.4.A., following:
- B. The Minimum Period for CST3, Feature Group D, 500 Access Service, 800 DB Access Service, 900 Access Service and DS3 and DS1 Entrance Facilities and DS3 and DS1 DTT facilities associated with such services is three months.
- C. The Minimum Period for part-time Analog PLTS-Audio and Video Services is one day, even though the service will be provided only for the duration of the event specified on the order (e.g., one-half hour, two hours, five hours, etc.).
- D. The Minimum Period for Digital Data, DS1, Simultaneous Voice Data Service (SVDS), Packet Switching and Synchronous Service Transport (SST) Ports, ordered on a month-to-month basis is one month as set forth in Section 2.4.2, preceding.
- E. The Minimum Period is 12 months for the Access Services listed below when ordered on a Fixed Period Service Rate Plan. These Access Services are as follows: Video Services, Digital Data Service (DDS), DS1, DS3, SVDS, SST and Packet Switching. (C)
- F. Service Rearrangements as set forth in 6.7.1.C.3., 6.7.1.C.4., and 7.1.1, following, for Switched and Private Line Transport Services respectively, may be made without a change in Minimum Period requirements as set forth in 7.1.2, following.



## ACCESS SERVICE

## 5. ORDERING OPTIONS FOR ACCESS SERVICES

## 5.2 ACCESS ORDER

## 5.2.5 MINIMUM PERIOD (Cont'd)

- G. Changes, other than those identified in 6.7.1.C.3., 6.7.1.C.4., 6.7.6, and 7.1.1.D., following, will be treated as a discontinuance of the existing service and an installation of a new service. All associated nonrecurring charges will apply for the new service. A new Minimum Period will be established for the new service. The customer will also remain responsible for all outstanding Minimum Period obligations associated with the disconnected service. (T)

The changes listed below are those which will be treated as a discontinuance and installation of service and for which a new Minimum Period will be established.

1. A change of customer of record (i.e., Access Service is provided to and billed to a different entity), except as provided for in 6.7.1.C.3. and 12.2.B., following. (T)
2. A move to a different building as set forth in 7.1.1.D. and 8.1.3, following, except as set forth in 7.1.1.D. and 8.3.4.F., following.
3. A change from one PLTS voice grade channel to another PLTS voice grade (VG1-10) channel or a change from one bit rate digital data equivalent channel to another bit rate digital data equivalent channel (e.g., 56 kbps to 64 kbps).
4. A change in type of service (e.g., Switched Access to Private Line Transport; one type of Private Line Transport to another; or one type of Switched Access Service to another, except as set forth in 6.7.4 and 6.7.5, following).
5. A change in Switched Access Service or Voice DA Service Interface Group, except as set forth in 6.7.4, following.
6. A change in Switched Access Service traffic type, except as set forth in 6.7.1.C.6. and 7., following. When CST3 or FGD service is rearranged as set forth in 6.7.1.K. and 6.7.1.O., following, a change in traffic type may occur without discontinuance and installation of service. No new minimum period will be required.
7. A change from two-point to multipoint Private Line Transport Service.

**ACCESS SERVICE**

**5. ORDERING OPTIONS FOR ACCESS SERVICES**

**5.2 ACCESS ORDER**

**5.2.5 MINIMUM PERIOD**

G. (Cont'd)

(T)

8. Any change in CCSAC Service other than a change in jurisdiction or when the customer chooses to add or change a point code for an existing CCSAC link(s) as set forth in 20.1.3, following.

(D)

9. A change in capacity of a Switched Access Service or Directory Assistance Service Entrance Facility or DTT facility (e.g., a change from a DS1 Entrance Facility to a DS3 Entrance Facility), except as set forth in 6.7.1.C.9., following.

(T)

10. A change in Switched Access Service or Directory Assistance Service type of transport, except as set forth in 6.7.1.C.3. and 6.7.1.C.6., following.

(T)

- I. A reconfiguration from a Section 7 service to an Expanded Interconnection-Collocation Service is a change in the minimum period as set forth in 7.1.1.C., following.

(T)

## ACCESS SERVICE

## 5. ORDERING OPTIONS FOR ACCESS SERVICES

## 5.2 ACCESS ORDER (Cont'd)

## 5.2.6 MINIMUM PERIOD CHARGES

When Access Service is discontinued prior to the expiration of the minimum period, charges are applicable for the balance of the minimum period.

The Minimum Period Charge for monthly billed services will be determined as follows:

- For Switched Access Service, the charge for a month or fraction thereof is equal to the applicable minimum monthly charge for the capacity as set forth in 6.7.3, following;
- For Private Line Transport Service Non-Competitive End User Channel Termination (EUCT), the charge for a month or fraction thereof is the applicable monthly rates for the service.

(D)  
|  
(D)

- For EIC Service, the charge for a month or fraction thereof is the applicable monthly rates for the service as set forth in 21.8, following.

The Minimum Period Charge for CST3 and Feature Group D Switched Access Service and the associated Entrance Facility and DTT Facility will be determined as set forth in 2.4.2, preceding.

The Minimum Period Charge for part-time Analog Private Line Video Non-Competitive EUCT and Audio Non-Competitive EUCT is the applicable daily rates for the service.

The Minimum Period Charge for Private Line Transport Voice Grade Rate Stability Plan is set forth in 7.4.3, following.

**ACCESS SERVICE**

**5. ORDERING OPTIONS FOR ACCESS SERVICES**

**5.2 ACCESS ORDER**

**5.2.6 MINIMUM PERIOD CHARGES (Cont'd)**

The Minimum Period Charges for Digital Data Non-Competitive End User Channel Termination (EUCT) Private Line Transport Service Non-Competitive EUCT DS1 and DS3 Fixed Period Service Rate Plans are set forth in 7.1.3, 7.12.3 and 7.1.8, following.

Minimum Period Charge regulations for Switched Transport Pricing Plans are set forth in 6.7.15, following.

(D)

All applicable nonrecurring and discontinuance charges for the service will be billed in addition to the Minimum Period Charge.

**ACCESS SERVICE****5. ORDERING OPTIONS FOR ACCESS SERVICES****5.2 ACCESS ORDER (Cont'd)****5.2.7 DISCONTINUANCE OF ACCESS SERVICE**

A customer may cancel an Access Service at any time. The Company requires 2 business days' notice for the cancellation of an Access Service. The notice can be written or verbal, however a verbal notice must be followed by a written confirmation within 10 days. The notice period will begin at the time of the verbal notice. If there is no verbal notice, the notice period begins at the time the written request is received. Cancellation and discontinuance for Expanded Interconnection-Collocation Service are set forth in Section 21, following.

A customer may also cancel Video Services at any time. The Company will accept a verbal or written request and the requested disconnect date may be for the same date as the verbal or written request is received or for a future date. The billing will cease on the requested disconnect date.

## ACCESS SERVICE

## 6. SWITCHED ACCESS SERVICE

| ALPHABETICAL BY SUBJECT                         | PAGE  |
|---|-------|
| 500 Access Service.....                         | 6-117 |
| 800 Data Base Access Service .....              | 6-106 |
| 900 Access Service .....                        | 6-111 |
| 950 on FGD .....                                | 6-151 |
| Acceptance Testing .....                        | 6-41  |
| Access Tandem Trunk Port.....                   | 6-22  |
| Alternate Traffic Routing .....                 | 6-138 |
| Application of Rates and Charges.....           | 6-196 |
| 500 Access Service.....                         | 6-227 |
| 800 Data Base Access Service .....              | 6-216 |
| 900 Access Service.....                         | 6-217 |
| BSE .....                                       | 6-215 |
| Carrier Identification Parameter (CIP) .....    | 6-227 |
| Clear Channel Capability.....                   | 6-223 |
| Dedicated Network Access Link (DNAL).....       | 6-222 |
| Direct-Trunked Transport.....                   | 6-225 |
| Entrance Facility .....                         | 6-225 |
| Information Surcharge.....                      | 6-223 |
| Installation of Optional Features and BSEs..... | 6-198 |
| Installation of Service.....                    | 6-197 |
| Message Unit Credit .....                       | 6-248 |
| Minimum Monthly Charge .....                    | 6-228 |
| Moves .....                                     | 6-232 |
| Multiple POTs Tandem Sectorization .....        | 6-218 |
| Multiplexing, EF and DTT .....                  | 6-227 |
| Nonrecurring Charges.....                       | 6-196 |
| Optional Features .....                         | 6-198 |
| Rollover .....                                  | 6-211 |
| SHARP .....                                     | 6-219 |
| SS7 Rearrangement .....                         | 6-205 |
| Service Rearrangements .....                    | 6-198 |
| Switched Data Service (SDS) .....               | 6-219 |
| Tandem Switched Transport.....                  | 6-226 |

## ACCESS SERVICE

## 6. SWITCHED ACCESS SERVICE

| ALPHABETICAL BY SUBJECT                          | PAGE  |
|--|-------|
| Automatic Number Identification (ANI).....       | 6-132 |
| Carrier Identification Parameter (CIP).....      | 6-165 |
| Circuit Switched Lineside (CSL) .....            | 6-75  |
| Circuit Switched Trunkside-Option 1 (CST1) ..... | 6-83  |
| Circuit Switched Trunkside-Option 2 (CST2) ..... | 6-88  |
| Circuit Switched Trunkside-Option 3 (CST3) ..... | 6-96  |
| Clear Channel Capability.....                    | 6-166 |
| Dedicated Network Access Link (DNAL) .....       | 6-114 |
| Density Zone Pricing .....                       | 6-254 |
| Design Layout Report .....                       | 6-41  |
| Direct-Inward Dial (DID) .....                   | 6-104 |
| End Office Dedicated Trunk Port .....            | 6-40  |
| End Office Shared Port.....                      | 6-40  |
| Feature Group A.....                             | 6-46  |
| Feature Group B.....                             | 6-54  |
| Feature Group C.....                             | 6-58  |
| Feature Group D.....                             | 6-66  |
| General.....                                     | 6-1   |
| Hubbing .....                                    | 6-25  |
| Information Surcharge.....                       | 6-436 |
| Interface Groups.....                            | 6-26  |
| Local Switching .....                            | 6-37  |
| Measuring Access Minutes.....                    | 6-238 |
| Message Unit Credit.....                         | 6-434 |
| Mileage Measurement .....                        | 6-249 |
| Multiple POTs Tandem Sectorization (MPTS) .....  | 6-31  |
| Multiplexing for EF and DTT Facilities.....      | 6-34  |
| Network Management .....                         | 6-185 |
| Nonrecurring Charges .....                       | 6-196 |

## ACCESS SERVICE

## 6. SWITCHED ACCESS SERVICE

| ALPHABETICAL BY SUBJECT  | PAGE  |
|--|-------|
| Obligations of the Company .....                                 | 6-185 |
| Design Blocking Probability .....                                | 6-189 |
| Design and Traffic Routing of Switched Access Service.....       | 6-186 |
| Determination of Number of End Office Transport Termination..... | 6-188 |
| Determination of Number of Transmission Paths .....              | 6-188 |
| DS1 Record Assignment.....                                       | 6-186 |
| End User Line and Usage Information Data.....                    | 6-192 |
| Multiplexing.....  | 6-186 |
| Network Management .....   | 6-185 |
| Provision of Service Performance Data.....                       | 6-187 |
| Trunk Group Measurement Reports.....                             | 6-187 |
| Obligations of the Customer .....                                | 6-193 |
| Design Switched Access Services .....                            | 6-195 |
| Ordering Requirements.....                                       | 6-193 |
| Report Requirements .....  | 6-193 |
| Supervisory Signaling.....                                       | 6-195 |
| Trunk Group Measurement Reports.....                             | 6-195 |
| Operator Trunk .....   | 6-167 |
| Optional Features and BSEs .....                                 | 6-119 |
| Ordering Options and Conditions .....                            | 6-42  |
| Percent Direct Routed Factor (PDR).....                          | 6-253 |
| Pricing Plan Shared Use Regulations .....                        | 6-258 |
| Pricing Plans .....  | 6-255 |
| Provision and Description of Switched Access .....               | 6-45  |
| Rate Applications (See Applications of Rates)                    |       |
| Rate Categories .....  | 6-7   |

(D)



## ACCESS SERVICE

## 6. SWITCHED ACCESS SERVICE

| ALPHABETICAL BY SUBJECT                               | PAGE  |
|---|-------|
| Rates and Charges .....                               | 6-266 |
| 500 Access Service.....                               | 6-432 |
| 800 Data Base Access Service .....                    | 6-437 |
| 900 Access Service.....                               | 6-435 |
| Alternate Traffic Routing.....                        | 6-422 |
| Automatic Number Identification (ANI).....            | 6-419 |
| BSE Order Charge.....                                 | 6-417 |
| Carrier Identification Parameter (CIP) .....          | 6-432 |
| Clear Channel Capability (BSE) .....                  | 6-427 |
| Dedicated Network Access Link (DNAL).....             | 6-415 |
| Direct-Trunked Transport (DTT).....                   | 6-302 |
| End Office Shared Port .....                          | 6-416 |
| Entrance Facility .....                               | 6-266 |
| Flex ANI .....  | 6-419 |
| Information Surcharge .....                           | 6-436 |
| Local Switching .....                                 | 6-416 |
| Message Unit Credit .....                             | 6-434 |
| Multiple POTs Tandem Sectorization (MPTS) .....       | 6-406 |
| Optional Features .....                               | 6-406 |
| Rollover Charges.....                                 | 6-405 |
| SS7 .....   | 6-319 |
| Self Healing Alternate Route Protection (SHARP) ..... | 6-407 |
| Service Rearrangements .....                          | 6-402 |
| Switched Data Service.....                            | 6-436 |
| Switched Transport .....                              | 6-266 |
| Synchronous Service Transport .....                   | 6-319 |
| Tandem Switched Transport (TST) .....                 | 6-318 |
| Rate Regulations .....                                | 6-197 |

## ACCESS SERVICE

## 6. SWITCHED ACCESS SERVICE

| ALPHABETICAL BY SUBJECT   | PAGE  |
|---|-------|
| SS7 Out of Band Signaling Optional Feature .....                | 6-163 |
| Self Healing Alternate Route Protection (SHARP) .....           | 6-30  |
| Service Class Routing .....                                     | 6-138 |
| Special Facilities Routing .....                                | 6-41  |
| Special High Voltage Protective Apparatus .....                 | 6-42  |
| Standard Transmission Parameter Limits.....                     | 6-173 |
| Switched Access Service Arrangements .....                      | 6-2   |
| Switched Data Service (SDS) .....                               | 6-116 |
| Switched Transport .....  | 6-18  |
| <br>Switched Transport Pricing Plan Termination Liability ..... | 6-260 |
| Switched Transport Pricing Plan Waiver Policy.....              | 6-261 |
| <br>Tandem Signaling Information Option .....                   | 6-36  |
| Technical Specifications.....                                   | 6-171 |
| <br>Voice Band Data Transmission Parameter Limits.....          | 6-184 |
| <br>WATS .....  | 6-142 |
| Waiver Policy.....  | 6-261 |

**ACCESS SERVICE****6. SWITCHED ACCESS SERVICE****6.1 GENERAL**

Switched Access Service, which is available to customers for their use in furnishing their services to end users, provides a two-point electrical communications path between a customer's premises and an end user's premises. It provides for the use of terminating, switching, transport facilities and common subscriber plant of the Company. Switched Access Service provides for the ability to originate calls from an end user's premises to a customer's premises, and to terminate calls from a customer's premises to an end user's premises in the LATA where it is provided. Specific references to material describing the elements of Switched Access Service are provided in 6.1.1, following.

Rates and charges for Switched Access Service not subject to Phase II Pricing Flexibility are set forth in 6.8, following. Phase II Pricing Flexibility rates are specified in Section 16. The wire centers included in Phases I and II Pricing Flexibility are identified in Section 23.

The application of rates for Switched Access Service is described in 6.7, following. Rates and charges for services other than Switched Access Service, e.g., a customer's interLATA toll message service, may also be applicable when Switched Access Service is used in conjunction with these other services. Descriptions of such applicability are provided in 6.2.1.A.8., 6.2.1.B.5., 6.2.2.A.7., 6.2.2.B.4., 6.2.3.A.7., 6.2.4.A.5., 6.2.5.A.8., 6.2.5.B.4., 6.2.6.A.1.g., 6.2.6.A.2.d., 6.2.6.B.1.g., 6.2.6.C.1.e., 6.7.8 and 6.7.10, following. Finally, a credit is applied against Lineside Switched Access Service charges as described in 6.7.9, following.

**ACCESS SERVICE****6. SWITCHED ACCESS SERVICE****6.1 GENERAL (Cont'd)****6.1.1 SWITCHED ACCESS SERVICE ARRANGEMENTS AND MANNER OF PROVISION**

Switched Access Service is provided by the following Lineside Access or Trunkside Access Basic Serving Arrangements (BSAs) and Feature Groups.

**LINESIDE ACCESS****BUNDLED**

Feature Group A

**UNBUNDLED**

Circuit Switched Lineside

**TRUNKSIDE ACCESS****BUNDLED**

Feature Group B  
Feature Group C  
Feature Group D

**UNBUNDLED**

Circuit Switched Trunkside  
Option 1  
Option 2  
Option 3

The names of the BSAs are identified in Bell Operating Companies ONA Special Report #5, Issue 2.1 updated July 31, 1991, as Circuit Switched Lineside BSA and Circuit Switched Trunkside BSA.

Circuit Switched Lineside (CSL) and Circuit Switched Trunkside (CST) are provided as unbundled service arrangements and are available with various Basic Service Elements (BSEs) and optional features. CST Access is available in three different serving arrangements, CST-Option 1 (CST1), CST-Option 2 (CST2) and CST-Option 3 (CST3)[1]. CSL and CST BSAs and options are provided as set forth in 6.2.5 and 6.2.6, following.

[1] CST1, CST2 and CST3 are the unbundled service arrangements that are similar to FGs B, C and D.

## ACCESS SERVICE

## 6. SWITCHED ACCESS SERVICE

## 6.1 GENERAL

## 6.1.1 SWITCHED ACCESS SERVICE ARRANGEMENTS AND MANNER OF PROVISION (Cont'd)

Feature Groups are available with various BSEs and optional features. The Feature Groups are provided as set forth in 6.2.1, 6.2.2, 6.2.3 and 6.2.4, following.

No customer can have Feature Group arrangements and unbundled BSAs at the same time in the same LATA.

Nonrecurring charges will be applied as set forth in 6.7.1., following.

*DID* Switched Access Service is available on a bundled or unbundled basis and is described in 6.2.7, following. 800 DB Access Service, 900 Access Service, Dedicated Network Access Links (DNALs), Switched Data Services and 500 Access Service are available and are described in 6.2.8, 6.2.9, 6.2.10, 6.2.11 and 6.2.12, following.

The BSAs and Feature Groups are differentiated by their technical characteristics, e.g., lineside vs. trunkside connection at the Company entry switch, and the manner in which an end user accesses them in originating calling, e.g., with or without an access code.

Lineside Access (CSL and FGA) is furnished on a per-line basis. Trunkside Access (CST and FGs B, C and D) and *DID* Switched Access is furnished on a per-trunk basis.

Trunks are differentiated by type and directionality of traffic carried over a Switched Access Service arrangement. Differentiation among traffic types is necessary for the Company to design Switched Access Service properly to meet the traffic carrying capacity requirement of the customer.

## ACCESS SERVICE

## 6. SWITCHED ACCESS SERVICE

## 6.1 GENERAL

## 6.1.1 SWITCHED ACCESS SERVICE ARRANGEMENTS AND MANNER OF PROVISION (Cont'd)

There are seven major traffic types. These are Originating, Terminating, Voice Directory Assistance (Voice DA), *SWITCHNET 56*, CCC Originating, CCC Terminating and Operator Assistance Service.

- Originating traffic type represents access capacity within a LATA for carrying traffic from the end user to the customer.
- Terminating traffic type represents access capacity within a LATA for carrying traffic from the customer to the end user.
- Voice DA traffic type represents access capacity for carrying Regional Directory Assistance (RDA) or National Directory Assistance (NDA) traffic from the customer to a Voice DA location.
- *SWITCHNET 56* traffic type represents access capacity within a LATA for carrying digital traffic at speeds up to 56 kbps between the customer and the end user.
- CCC Originating traffic type represents access capacity within a LATA for carrying circuit switched data and/or circuit switched voice traffic on CST3 or FGD Service equipped with clear channel capability from the end user to the customer.
- CCC Terminating represents access capacity within a LATA for carrying circuit switched data and/or circuit switched voice traffic on CST3 or FGD Service equipped with Clear Channel Capability from the customer to the end user.
- Operator Assistance Service traffic type represents access capacity within a LATA for carrying operator assistance traffic to or from the customer's premises, to or from a Company-designated OAS tandem location.

## ACCESS SERVICE

## 6. SWITCHED ACCESS SERVICE

## 6.1 GENERAL

## 6.1.1 SWITCHED ACCESS SERVICE ARRANGEMENTS AND MANNER OF PROVISION (Cont'd)

When ordering capacity for Trunkside Switched Access, the customer must, at a minimum, specify such access capacity in terms of the following:

- Originating and/or Terminating traffic type,
- *SWITCHNET 56* traffic type,
- CCC Originating traffic type and/or CCC Terminating traffic type,
- Voice DA traffic type is used for ordering Voice DA Access Service as set forth in Section 9, following, and
- Operator Assistance Service traffic type.
- Additionally, when ordering capacity for 500 Access Service, 800 DB Access Service and/or 900 Access Service, the customer must specify 5YY, 8XX and/or 900 traffic type.

Because some customers will wish to segregate their originating CST2, CST3, FGC, FGD, 500 Access Service, 800 DB Access Service, or 900 Access Service traffic further into separate trunk groups, the Originating traffic type and CCC Originating traffic type are further categorized into Domestic, 5YY, 8XX, 900, Operator and IDDD as described following:

- Domestic traffic type represents access capacity for carrying only domestic traffic other than 5YY, 8XX, 900 and Operator traffic.
- IDDD traffic type represents access capacity for carrying only international traffic.
- 5YY, 8XX, 900 and Operator traffic type represents access capacity for carrying, respectively, only 5YY, 8XX, 900 or Operator traffic.

When such a customer wishes to segregate traffic as described above, the customer must specify Domestic, 5YY, 8XX, 900, Operator or IDDD traffic type.

**ACCESS SERVICE****6. SWITCHED ACCESS SERVICE****6.1 GENERAL****6.1.1 SWITCHED ACCESS SERVICE ARRANGEMENTS AND MANNER OF PROVISION  
(Cont'd)**

When Switched Access Service connects to Expanded Interconnection-Collocation (EIC) Service as set forth in Section 21, following, the Switched Access Service is provided at a DS1 or DS3 capacity connecting to an EIC Channel Termination DS1 or DS3. A Switched Transport Entrance Facility is not required. The designated serving wire center for Switched Access Services connecting to EIC Service is determined as follows:

- The wire center where the Telephone Company-designated point of interconnection exists for Virtual EIC will be the designated Switched Transport serving wire center and the customer point of interconnection for Switched Access Services.



**ACCESS SERVICE****6. SWITCHED ACCESS SERVICE****6.1 GENERAL (Cont'd)****6.1.2 RATE CATEGORIES**

There are three rate categories which apply to Switched Access Service (see exception below for DNAL):

- Switched Transport (described in 6.1.2.A., following)
- Local Switching (described in 6.1.2.B., following)
- Common Line (described in Sections 3 and 4, preceding)

The DNAL (described in 6.2.10, following) is a Switched Transport flat-rated service and is not subject to the Local Switching or Common Line rate categories above.

In addition to the three rate categories, there are rate elements applicable to certain Switched Access services:

- 500 Access Service Charges, applicable to 500 Access Service provided in conjunction with CST1, CST2, CST3, Feature Group B, C or D. The description and application of these charges are set forth in 6.7.1, following.
- 800 DB Access Service Charges, applicable to 800 DB Access Service provided in conjunction with Trunkside Access. The description and application of these charges are set forth in 6.7.1, following.
- 900 Access Service Charges, applicable to 900 Access Service provided in conjunction with CST2, CST3, Feature Groups C, D and 900 Access Service (FGB-like). The description and application of these charges are set forth in 6.7.1, following.
- Dedicated Network Access Link Charges, applicable to DNAL service, provided in conjunction with CSL or FGA access service provided with the Make Busy Arrangement, Message Delivery Service or Customer Identification-Bulk BSEs. The description and application of these charges are set forth in 6.7.1, following.
- Information Surcharge, applicable to all Interstate Switched Access Service minutes of use. The description and application of this rate element is set forth in 6.7.1.N., following.

## ACCESS SERVICE

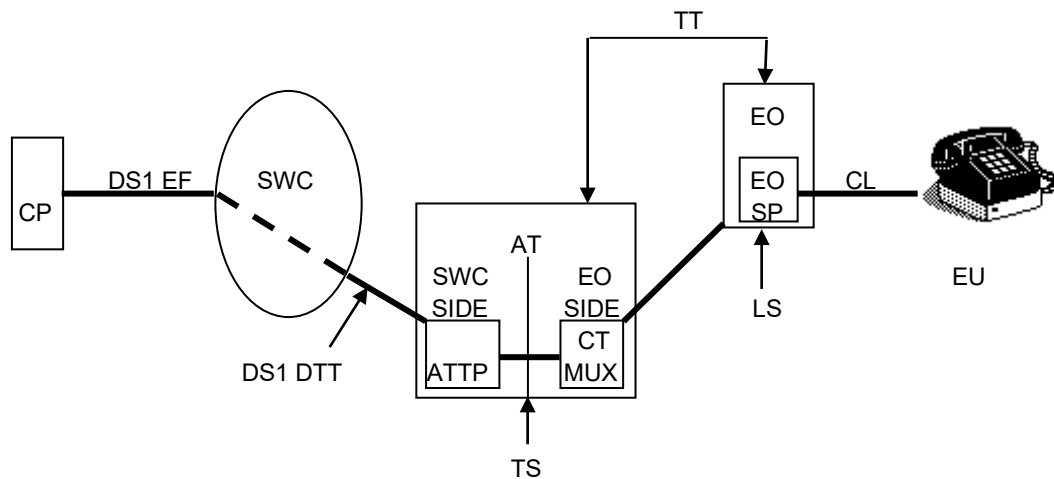
## 6. SWITCHED ACCESS SERVICE

## 6.1 GENERAL

## 6.1.2 RATE CATEGORIES (Cont'd)

The following diagrams depict possible serving arrangements and components of Switched Access Service and the manner in which the components are combined to provide a complete access service. The following diagrams are not intended to depict all serving arrangements available. Common line rate elements are described in Section 3 and Section 4, preceding.

## EXAMPLE 1

Switched Access Service Ordered  
with Tandem Routing

- AT - Access Tandem
- ATTP - Access Tandem Trunk Port
- CL - Common Line
- CP - Customer's Premises
- CT MUX - Common Transport Multiplexing
- DTT - Direct Trunked Transport
- EF - Entrance Facility
- EO - End Office
- EO SP - End Office Shared Port
- EU - End User
- LS - Local Switching
- SWC - Serving Wire Center
- TS - Tandem Switching
- TT - Tandem Transmission

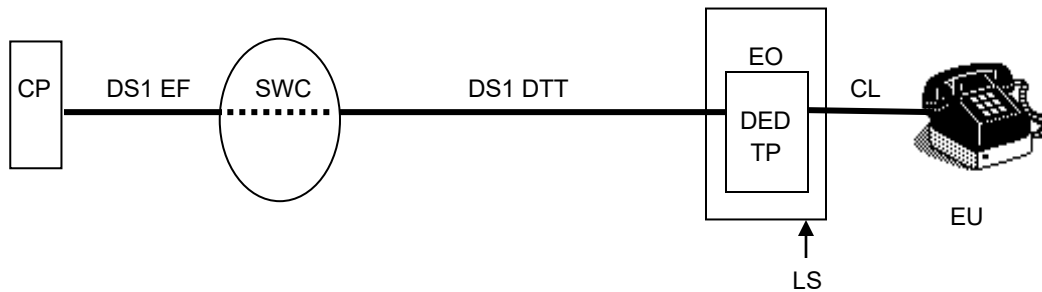
## ACCESS SERVICE

## 6. SWITCHED ACCESS SERVICE

## 6.1 GENERAL

## 6.1.2 RATE CATEGORIES (Cont'd)

## EXAMPLE 2

Switched Access Service Ordered  
with DS1 EF and DS1 DTT Facility

- CL - Common Line
- CP - Customer's Premises
- DED TP - Dedicated Trunk Port
- DTT - Direct Trunked Transport
- EF - Entrance Facility
- EO - End Office
- EU - End Users
- LS - Local Switching
- SWC - Serving Wire Center

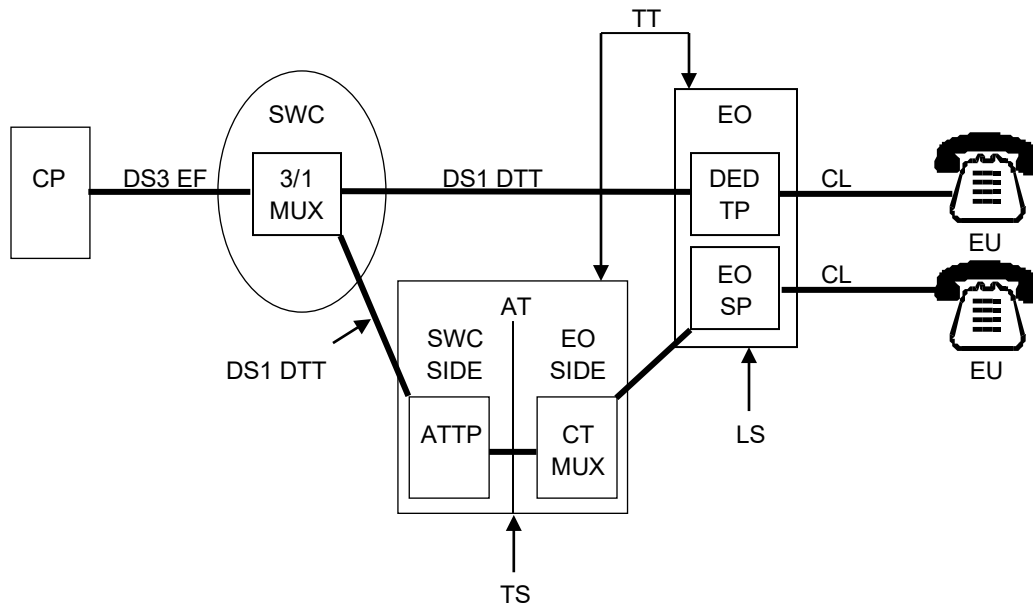
## ACCESS SERVICE

## 6. SWITCHED ACCESS SERVICE

## 6.1 GENERAL

## 6.1.2 RATE CATEGORIES (Cont'd)

## EXAMPLE 3

Switched Access Service Ordered  
with DS3 EF for DTT and TST

|        |                                 |
|--------|---------------------------------|
| AT     | - Access Tandem                 |
| ATTP   | - Access Tandem Trunk Port      |
| CL     | - Common Line                   |
| CP     | - Customer's Premises           |
| CT MUX | - Common Transport Multiplexing |
| DED TP | - Dedicated Trunk Port          |
| DTT    | - Direct Trunked Transport      |
| EF     | - Entrance Facility             |
| EO     | - End Office                    |
| EO SP  | - End Office Shared Port        |
| EU     | - End User                      |
| LS     | - Local Switching               |
| MUX    | - EF Multiplexer                |
| SWC    | - Serving Wire Center           |
| TS     | - Tandem Switching              |
| TT     | - Tandem Transmission           |

**ACCESS SERVICE**

**6. SWITCHED ACCESS SERVICE**

**6.1 GENERAL**

**6.1.2 RATE CATEGORIES (Cont'd)**

**EXAMPLE 4**

**Reserved for Future Use**

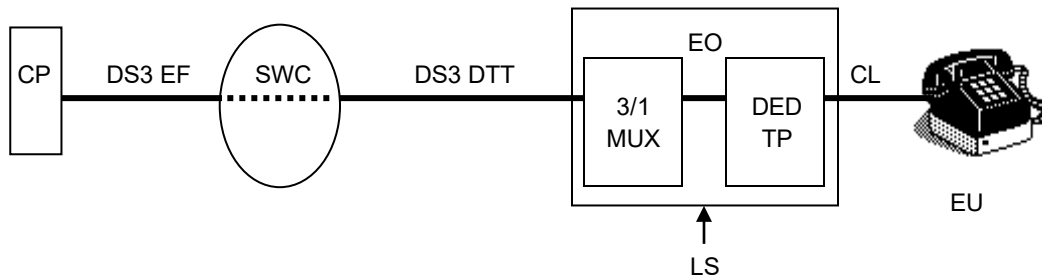
## ACCESS SERVICE

## 6. SWITCHED ACCESS SERVICE

## 6.1 GENERAL

## 6.1.2 RATE CATEGORIES (Cont'd)

## EXAMPLE 5

Switched Access Service Ordered  
with DS3 EF and DS3 TT Facility to an End Office

- CL - Common Line
- CP - Customer's Premises
- DED TP - Dedicated Trunk Port
- DTT - Direct Trunked Transport
- EF - Entrance Facility
- EO - End Office
- EU - End Users
- LS - Local Switching
- MUX - DTT Multiplexer
- SWC - Serving Wire Center

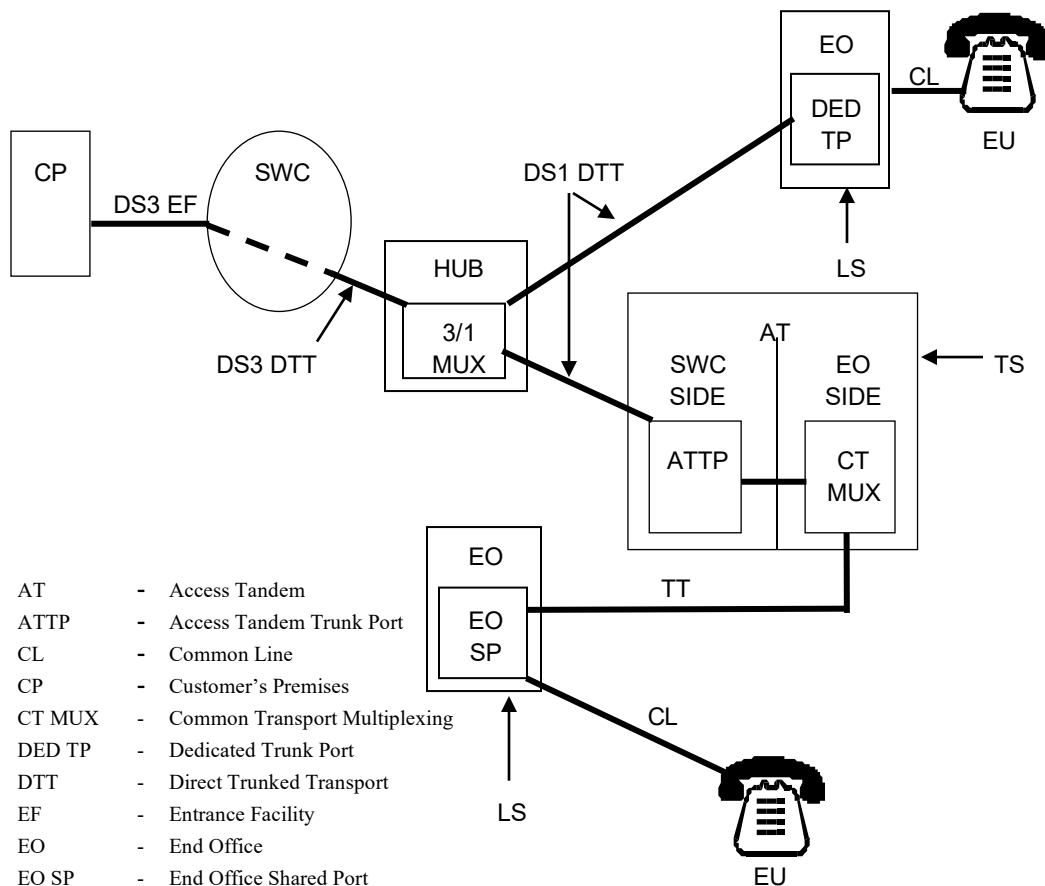
## ACCESS SERVICE

## 6. SWITCHED ACCESS SERVICE

## 6.1 GENERAL

## 6.1.2 RATE CATEGORIES (Cont'd)

## EXAMPLE 6

Switched Access Service Ordered  
to a Company Hub

- AT - Access Tandem
- ATTP - Access Tandem Trunk Port
- CL - Common Line
- CP - Customer's Premises
- CT MUX - Common Transport Multiplexing
- DED TP - Dedicated Trunk Port
- DTT - Direct Trunked Transport
- EF - Entrance Facility
- EO - End Office
- EO SP - End Office Shared Port
- EU - End User
- HUB - HUB Location
- LS - Local Switching
- MUX - EF Multiplexer
- SWC - Serving Wire Center
- TS - Tandem Switching
- TT - Tandem Transmission

**ACCESS SERVICE**

**6. SWITCHED ACCESS SERVICE**

**6.1 GENERAL**

**6.1.2 RATE CATEGORIES (Cont'd)**

**EXAMPLE 7**

**Reserved for Future Use**



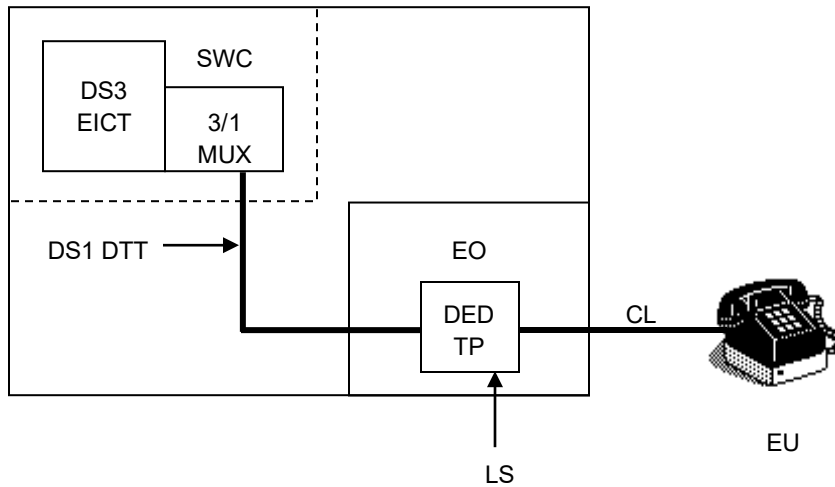
## ACCESS SERVICE

## 6. SWITCHED ACCESS SERVICE

## 6.1 GENERAL

## 6.1.2 RATE CATEGORIES (Cont'd)

## EXAMPLE 8

Switched Access Service Connected  
to Expanded Interconnection-Collocation

- CL - Common Line
- DED TP - Dedicated Trunk Port
- DTT - Direct Trunked Transport
- EICT - Expanded Interconnection-Collocation Channel Term
- EO - End Office
- EU - End User
- LS - Local Switching
- MUX - EF Multiplexer
- SWC - Serving Wire Center

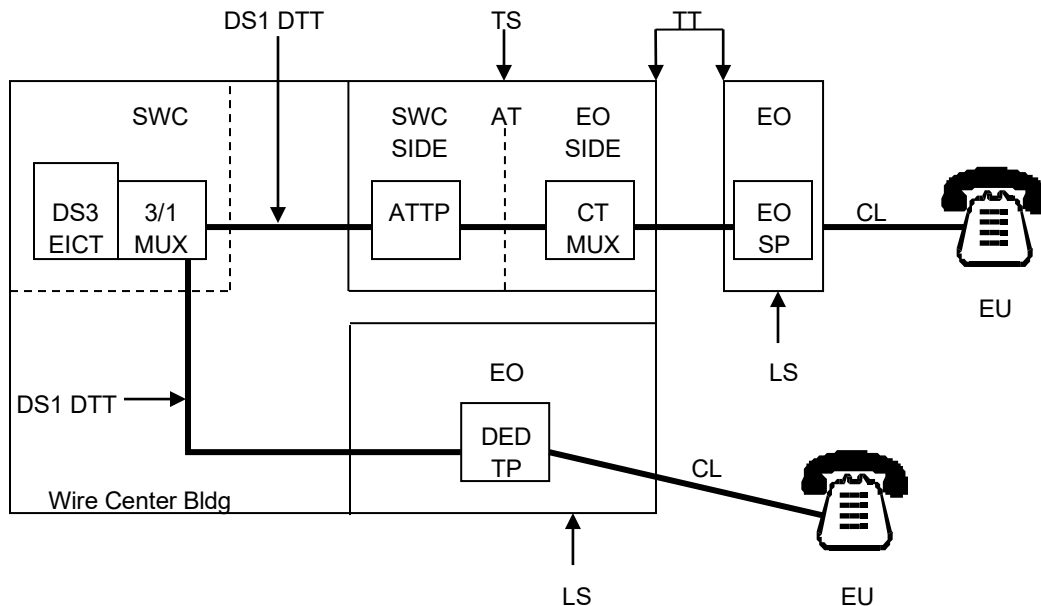
## ACCESS SERVICE

## 6. SWITCHED ACCESS SERVICE

## 6.1 GENERAL

## 6.1.2 RATE CATEGORIES (Cont'd)

## EXAMPLE 9

Switched Access Service Connected  
to Expanded Interconnection-Collocation

|        |   |
|--------|---|
| AT     | - Access Tandem                                     |
| ATTP   | - Access Tandem Trunk Port                          |
| CL     | - Common Line                                       |
| CT MUX | - Common Transport Multiplexing                     |
| DED TP | - Dedicated Trunk Port                              |
| DTT    | - Direct Trunked Transport                          |
| EICT   | - Expanded Interconnection-Collocation Channel Term |
| EO     | - End Office  |
| EO SP  | - End Office Shared Port                            |
| EU     | - End User  |
| LS     | - Local Switching                                   |
| MUX    | - SWC Multiplexer                                   |
| SWC    | - Serving Wire Center                               |
| TS     | - Tandem Switching                                  |
| TT     | - Tandem Transmission                               |

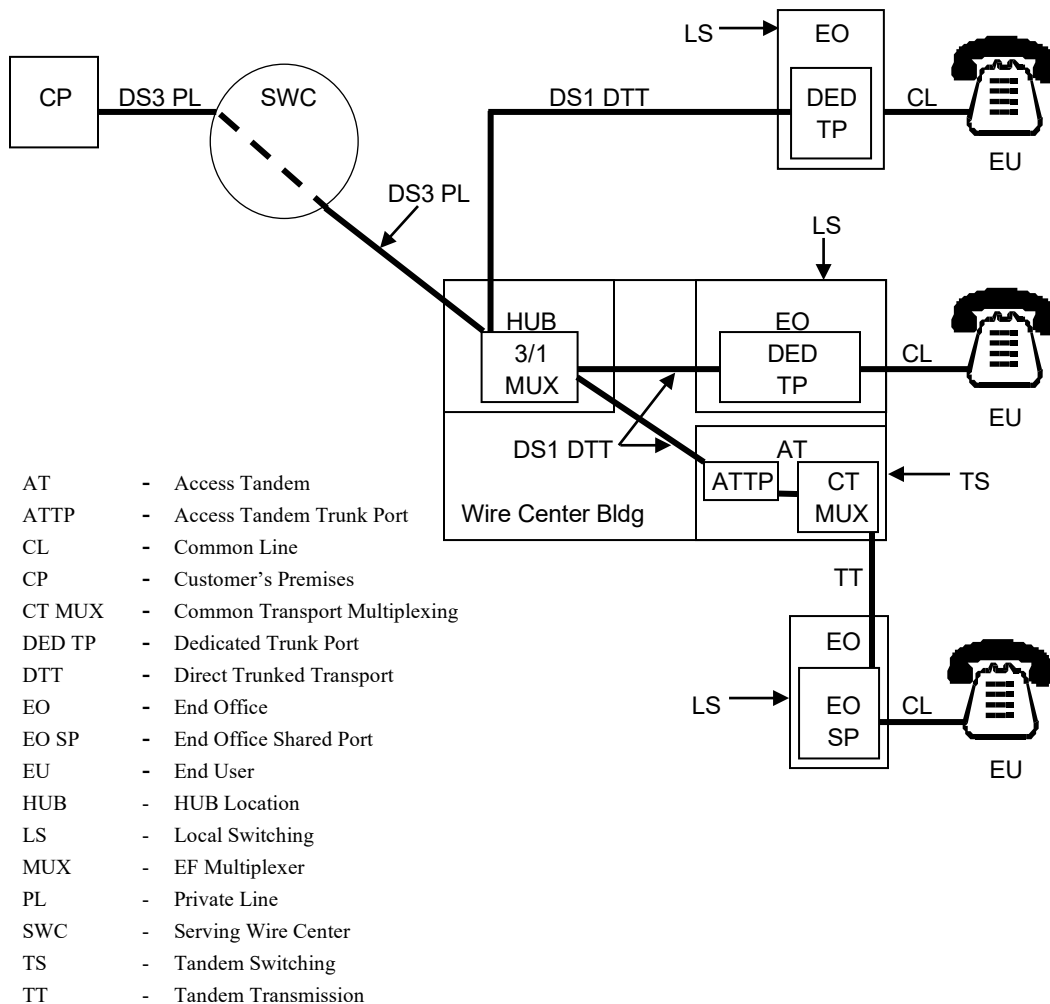
## ACCESS SERVICE

## 6. SWITCHED ACCESS SERVICE

## 6.1 GENERAL

## 6.1.2 RATE CATEGORIES (Cont'd)

## EXAMPLE 10

Private Line Service and Switched Access  
Ordered to a Company Hub

**ACCESS SERVICE****6. SWITCHED ACCESS SERVICE****6.1 GENERAL****6.1.2 RATE CATEGORIES (Cont'd)****A. Switched Transport****1. General Description**

The Switched Transport rate category provides the transmission facilities between the customer's premises and the end office switch(es) where the customer's traffic is switched to originate or terminate its communications.

Switched Transport is a two-way voice-frequency transmission path composed of an Entrance Facility (EF) and a Direct-Trunked Transport (DTT) facility for direct routed traffic. For tandem routed traffic, the Switched Transport is composed of an EF, a DTT to an access tandem and Tandem-Switched Transport (TST) from the access tandem to the subtending end offices. The transmission path permits the transport of calls in the originating direction (from the end user's end office switch to the customer's premises) and in the terminating direction (from the customer's premises to the end office switch), but not simultaneously. The voice-frequency transmission path may be comprised of any form or configuration of plant capable of and typically used in the telecommunications industry for the transmission of voice and associated telephone signals within the frequency bandwidth of approximately 300 to 3000 Hz.

When a Switched Access Service connects to EIC Service as set forth in Section 21, following, the Switched Access Service designated serving wire center and customer point of interconnection are defined as set forth in 6.1.1, preceding.

The Company will work cooperatively with the customer in determining (1) the EF, (2) whether the service is to be directly routed or routed through an access tandem switch, (3) the directionality of the service and (4) hubbing arrangements. Switched Transport optional features are provided as set forth in 4., following.

**ACCESS SERVICE****6. SWITCHED ACCESS SERVICE****6.1 GENERAL****6.1.2 RATE CATEGORIES****A. Switched Transport****1. General Description (Cont'd)**

Switched Transport is provided at the rates and charges set forth in 6.8, following. The application of these rates with respect to the different types of service is as set forth in 6.7.1, following.

Switched Access is ordered under the access order provisions as set forth in Section 5, preceding. Design and traffic routing of Switched Access Service is described in 6.5.2, following.

Switched Transport is composed of an Entrance Facility (EF) rate category, as described in a., following, a Direct-Trunked Transport (DTT) rate category, as described in b., following and a Tandem-Switched Transport (TST) rate category, as described in c., following.

**a. Switched Transport EF Rate Category**

An EF provides the communication path between a customer's premises and the Telephone Company serving wire center (SWC) of that premises for the sole use of the customer. The EF rate category is composed of a Voice Grade rate, a DS1 rate or a DS3 rate. An EF is provided even if the customer's premises and the SWC are located in the same building. The types of facilities available for Entrance Facilities are described in 2., following.

The EF rate category does not apply when Switched Access Service connects to EIC Service as set forth in Section 21, following.

When TRS is provided, as set forth in Section 13.14, following, an EF is assessed to the TRS provider for the communications path between the TRS provider's premises and the SWC of that premises and the 101XXXX provider is assessed an EF for the path between the IC's premises and the SWC of that premises.

## ACCESS SERVICE

## 6. SWITCHED ACCESS SERVICE

## 6.1 GENERAL

## 6.1.2 RATE CATEGORIES

## A. Switched Transport

## 1. General Description (Cont'd)

## b. Switched Transport DTT Rate Category

DTT provides the transmission path on circuits dedicated to the use of a single customer between:

- the customer's SWC and an end office, or
- the customer's SWC and an access tandem, or
- the customer's SWC and a Company Hub where multiplexing functions are performed, or
- a Company Hub and an end office, or
- a Company Hub and an access tandem.

The DTT rate category is composed of a monthly fixed rate and a monthly per-mile rate based on the facility provided, (i.e., Voice Grade, DS1 or DS3). The fixed rate provides the circuit equipment at the ends of the transmission paths. The per-mile rate provides the transmission facilities, including intermediate transmission circuit equipment, between the end points of the circuit. The DTT rate is the sum of the fixed rate and the per-mile rate. For purposes of determining the per-mile rate, mileage will be measured as airline mileage using the V & H coordinates method. Mileage measurement rules are set forth in 6.7.11, following. The types of facilities available for DTT are described in 2., following.

## ACCESS SERVICE

## 6. SWITCHED ACCESS SERVICE

## 6.1 GENERAL

## 6.1.2 RATE CATEGORIES

## A. Switched Transport

## 1. General Description (Cont'd)

## c. Switched Transport TST Rate Category

TST provides the transmission facilities between an access tandem and end offices subtending that tandem utilizing tandem switching functions. TST is not available from or to a Company Hub. TST consists of circuits used in common by multiple customers from the access tandem to an end office. For TST, the Company will determine the type of facilities to the end office(s) based on the customer's order for service on a per-trunk basis. For examples of Tandem Switched Transport see Section 2.4.7 preceding.

**Effective July 1, 2021, as established in the 8YY Access Charge Reform (FCC 20-143), existing tandem switching charges and transport charges for originating 8YY traffic are eliminated and a single joint tandem switched access service rate element for 8YY originating access service is established. The 8YY originating Joint Tandem Switched Transport rate is provided at the rates set forth in Section 6.8.1 C.1.**

(N)  
|  
(N)

The TST rate category is composed of the rate elements set forth in (1) through (4), following. Rates and charges are set forth in 6.8, following.

## (1) Tandem Transmission

Tandem Transmission is composed of a fixed per-MOU rate and per-mile/per-MOU rate. The fixed rate provides for the circuit equipment at the end of the interoffice transmission paths. The per-mile rate provides for the transmission facilities, including intermediate transmission circuit equipment between the end points of the interoffice circuit. For purposes of determining the per-mile rate, mileage will be measured as airline mileage using the V & H coordinates method. Mileage measurement rules are set forth in 6.7.11, following.

**ACCESS SERVICE****6. SWITCHED ACCESS SERVICE****6.1 GENERAL****6.1.2 RATE CATEGORIES****A. Switched Transport****1. General Description****c. Switched Transport TST Rate Category (Cont'd)****(2) Tandem Switching**

Tandem Switching is a per-MOU rate assessed for utilizing tandem switching functions when tandem routing is requested for trunkside services. Tandem Switching is not assessed to FGA or CSL services.

**(3) Access Tandem Trunk Port**

An access tandem trunk port (ATTP) is provided for each trunk terminated on the serving wire center side of the access tandem when the customer has requested tandem routing. The ATTP rate is assessed monthly per Feature Group or BSA trunk (excludes FGA and CSL).

**(4) Common Transport Multiplexing**

Common transport multiplexing equipment is utilized in the end office side of the access tandem when common transport is provided between the access tandem and the subtending end offices. This rate is assessed on a per-MOU basis. (Multiplexing equipment associated with a DTT facility ordered to the access tandem is provisioned on the SWC side of the access tandem. Multiplexing rates for EF and DTT facilities are described in A.4., following, and if assessed, are in addition to the common transport multiplexing rates.)



**ACCESS SERVICE****6. SWITCHED ACCESS SERVICE****6.1 GENERAL****6.1.2 RATE CATEGORIES****A. Switched Transport (Cont'd)****2. Switched Transport Facilities**

Customers requesting Lineside or Trunkside Switched Access service shall specify the type of Entrance Facility (Voice Grade, DS1 or DS3) between the customer's premises and the SWC. The customer shall also specify if tandem routing or direct routing will be utilized for trunkside services. If tandem routing is desired, the customer must specify the type of DTT facility (Voice Grade, DS1 or DS3) to be utilized from the SWC to the access tandem and the Company will determine the type of facilities (i.e., common transport) to the subtending end offices. Tandem routing is not available for Lineside Switched Access Service. If direct routing is requested, the customer shall specify the type of DTT facility (Voice Grade, DS1 or DS3) to be utilized from the SWC to the end office.

There are three types of facilities, Voice Grade, DS1 or DS3 ordered and provided as set forth in this section, available to the customer for Entrance Facilities and DTT facilities for Lineside or Trunkside Switched Access Service.

Switched Access Service may be ordered in conjunction with DS3 Private Line Transport Service (PLTS), ordered and provided from Section 7, following, with a DS3 EF Electrical capacity of two or greater or any Optical Interface under the provisions of Shared Use only as set forth in 2.7, preceding.

Switched Access Service may also be ordered in conjunction with Synchronous Service Transport (SST) PLTS, with a high capacity channel for synchronous transmission of Optical Capacity (OC) bandwidth ranging from 155.52 Mbps (OC-3), 622.08 Mbps (OC-12), 1.244 Gbps (OC-24), 2.488 Gbps (OC-48) or 9.952 Gbps (OC192) under the provisions of Shared Use only as set forth in 2.7, preceding.

**ACCESS SERVICE****6. SWITCHED ACCESS SERVICE****6.1 GENERAL****6.1.2 RATE CATEGORIES****A. Switched Transport****2. Switched Transport Facilities (Cont'd)**

Following is a brief description of each type of facility available for Switched Access Service. Each type has its own characteristics and is available with EF and DTT multiplexing options as set forth in 4., following.

**a. Voice Grade Facility**

Voice Grade facilities are available for Entrance Facilities and for DTT facilities. A Voice Grade facility is an electrical communications path which provides voice-frequency transmission in the nominal frequency range of 300 to 3000 Hz and may be terminated two-wire or four-wire. Compatible Interface Groups are described in 3., following.

**b. DS1 Facility**

DS1 facilities are available for Entrance Facilities and for DTT facilities. A DS1 facility is capable of transmitting electrical signals at a nominal 1.544 Mbps, with the capability to channelize up to 24 voice-frequency transmission paths. Compatible Interface Groups are described in 3., following.

**c. DS3 Facility**

DS3 facilities are available for Entrance Facilities and DTT facilities. A DS3 facility is capable of transmitting electrical signals at a nominal 44.736 Mbps, with the capability to channelize up to 672 voice-frequency transmission paths. Compatible Interface Groups are described in 3., following.

## ACCESS SERVICE

## 6. SWITCHED ACCESS SERVICE

## 6.1 GENERAL

## 6.1.2 RATE CATEGORIES

## A. Switched Transport (Cont'd)

## d. Hubbing

Hubbing arrangements requested from the SWC to a hub location, or from one hub location to a different hub location, shall be ordered out of this section as DTT for Switched Access only. Hubbing arrangements ordered from Section 7 or on the Company's website or Company's other designated location for the provision of Shared Use services can be utilized for both PLTS and Switched Access Service. (C)

When the SWC is in the same wire center building as an end office, access tandem and/or hub, the customer must order DTT from the SWC as set forth in A.1. and 2., preceding. A multiplexing function performed in the SWC for an EF is not a hubbing arrangement.

A hub is a Company designated wire center, other than the SWC, at which multiplexing functions are performed. Hubbing allows the customer to terminate a DTT facility to a hub so that the facility can be de-multiplexed to a lower capacity and the lower capacity DTT facility is then routed to an access tandem, end office or another hub. When the customer requests DTT from the SWC to a hub and facilities from the hub to an access tandem, the customer must order DTT from the hub to the access tandem and TST from the access tandem to end offices subtending that tandem.

Multiplexing functions for EF and DTT facilities are described in 4., following. Hub locations and the types of multiplexing available at each location for DS1 facilities are specified in the NECA Tariff F.C.C. No. 4. For DS3 facilities, the Company will work cooperatively with the customer to provide the desired hubbing arrangements.

For service rearrangements introducing or changing a hub location, see 6.7.1.C.7., following.

**ACCESS SERVICE****6. SWITCHED ACCESS SERVICE****6.1 GENERAL****6.1.2 RATE CATEGORIES****A. Switched Transport (Cont'd)****3. Interface Groups**

Four Interface Groups are provided for terminating Switched Transport at the customer's premises. Each Interface Group provides a specified premises interface (e.g., two-wire, four-wire, DS1, etc.). Where transmission facilities permit, the individual transmission path between the customer's premises and the first point of switching may, at the option of the customer, be provided with optional features as set forth in 4., following.

As a result of the customer's access order and the type of Company transport facilities serving the customer's premises, the need for signaling conversions or two-wire to four-wire conversions, or the need to terminate digital or high frequency facilities in channel bank equipment, may require that Company equipment be placed at the customer's premises. For example, if a voice-frequency interface is ordered by the customer and the Company facilities serving the customer's premises are digital, then Company channel bank equipment must be placed at the customer's premises in order to provide the voice-frequency interface ordered by the customer.

Interface Group Transmission Specifications and Data Transmission Parameters are delineated in Technical Reference GR-334-CORE.

## ACCESS SERVICE

## 6. SWITCHED ACCESS SERVICE

## 6.1 GENERAL

## 6.1.2 RATE CATEGORIES

- A. Switched Transport
- 3. Interface Groups (Cont'd)

Only certain Network Channel Interface codes (NCI) are available at the customer's premises. The NCI codes associated with the Interface Groups may vary among different types of service based on the technical requirements. The various premises interfaces which are available with the Interface Groups, and the types of service with which they may be used, are set forth in e., following.

Based upon the Interface Group chosen by the customer, EF and DTT multiplexing arrangements may be required. Multiplexing arrangements are described in 4., following.

When Switched Access Service is ordered in conjunction with Private Line Transport Service provisioned with an Electrical capacity of two or greater or any Optical Interface, the common interface is provisioned under the rules and regulations for Shared Use referenced in 2.7, preceding. Technical specifications are delineated in Qwest Corporation Technical Publication PUB 77324.

When Interface Groups 1, 2, 6 or 9 are associated with CST3 or FGD Service with SS7 out of band signaling, no signaling will be done via the message channel.

When *SWITCHNET 56* Service is ordered in conjunction with CST3 or FGD, it requires the use of a separate trunk group equipped with Interface Group 6. This service allows a customer to establish a connection between the customer's premises and a suitably equipped end user premise over facilities capable of transmitting digital data at 56 kbps.

## ACCESS SERVICE

## 6. SWITCHED ACCESS SERVICE

## 6.1 GENERAL

## 6.1.2 RATE CATEGORIES

## A. Switched Transport

## 3. Interface Groups (Cont'd)

## a. Interface Group 1

Interface Group 1, except as set forth in the following, provides two-wire voice-frequency transmission at the customer's premises.

Interface Group 1 is not provided in association with Trunkside Access when the first point of switching is an access tandem. In addition, Interface Group 1 is not provided in association with Trunkside Access when the first point of switching provides only four-wire terminations.

## b. Interface Group 2

Interface Group 2 provides four-wire voice-frequency transmission at the customer's premises.

## c. Interface Group 6 - BSE

Interface Group 6 provides DS1-level digital transmission at the customer's premises. The interface may be provided with Clear Channel Capability (BSE).

## d. Interface Group 9

Interface Group 9 provides DS3-level digital transmission at the customer's premises.

## e. Available Premises Interface Codes

The NCI codes available for each Interface Group are set forth in Qwest Corporation Technical PUB 77203. The provision of some NCI codes generally requires placement of the Company equipment at the customer's premises.

**ACCESS SERVICE****6. SWITCHED ACCESS SERVICE****6.1 GENERAL****6.1.2 RATE CATEGORIES****A. Switched Transport (Cont'd)****4. Optional Features**

Where transmission facilities permit, the Company will, at the option of the customer, provide the following Switched Transport optional features at the rates and charges set forth in 6.8, following.

**a. POT Supervisory Signaling Arrangements**

Where the transmission parameters permit, and where signaling conversion is required by the customer to meet its signaling capability, the customer may order a POT supervisory signaling arrangement for each transmission path. Available supervisory signaling arrangements for Lineside and Trunkside terminations are set forth in 3., preceding. Technical specifications for supervisory signaling are delineated in Technical Reference GR-334-CORE.

**b. Customer Specified Entry Switch Receive Level**

This feature allows the customer to specify the receive transmission level at the first point of switching. The range of transmission levels which may be specified is described in Technical Reference GR-334-CORE. This feature is available with Interface Groups 2, 6 and 9 for CSL, CST1, Feature Groups A and B.

**c. Customer Specification of Switched Transport Termination**

This option allows the customer to specify, for CST1 or for Feature Group B routed directly to an end office or an access tandem, a four-wire termination of the Switched Transport at the entry switch in lieu of a Company selected two-wire termination. This option is available only when the CST1 or Feature Group B arrangement is provided with Transmission Type B1 performance.

**ACCESS SERVICE****6. SWITCHED ACCESS SERVICE****6.1 GENERAL****6.1.2 RATE CATEGORIES****A. Switched Transport****4. Optional Features (Cont'd)****d. Self Healing Alternate Route Protection (SHARP)**

Self Healing Alternate Route Protection (SHARP) provides added reliability to Trunkside Switched Access Service transported over fiber optic facilities. This feature provides a separate facility path for the protection system between the Telephone Company serving wire center and the Telephone Company point of termination located in the same building as the customer's designated premises.

This added protection is provided by ensuring that backup electronics and two physically separate facility paths are used in the provisioning of the service. A primary (or working) service path is established between the serving wire center and the customer designated premises. A secondary (or protect path) is provisioned on a Company provided fiber based DS1 or DS3 facility between the customer designated premises and the serving wire center via a Telephone Company designated alternate wire center. Due to constraints of the local network architecture as determined by the Telephone Company, there may be occasions where the service will be provisioned without the use of an alternate wire center. Should the working path or electronics fail, or the service performance becomes impaired, the service will automatically switch to the service protect path in order to maintain a near continuous flow of information between locations.

This optional feature is only available for Entrance Facilities with Trunkside Switched Access Services associated with Interface Groups 6 and 9.

When a customer desires SHARP protection for a particular trunk group, all trunks in that trunk group must be ordered with the SHARP optional feature.



## ACCESS SERVICE

## 6. SWITCHED ACCESS SERVICE

## 6.1 GENERAL

## 6.1.2 RATE CATEGORIES

## A. Switched Transport

## 4. Optional

## d. Self Healing Alternate Route Protection Features (SHARP) (Cont'd)

The Company will establish, at a minimum of one DS1 SHARP facility, the number of DS1 or DS3 SHARP facilities required.

Technical Specifications for SHARP are delineated in Qwest Corporation Technical Publication PUB 77340.

Rates and charges are described as set forth in 6.7.1., following.

The offering of SHARP requires the use of existing fiber optic facilities. Should facilities not be available, it may be necessary to construct such facilities either as (1) normal or (2) Special Construction. If Special Construction is involved, the regulations as set forth in CenturyLink Operating Companies Tariff F.C.C. No. 12, 2.6.4.D.1., apply. For a list of facility locations where SHARP may be available as normal construction, see National Exchange Carrier Association Inc., Tariff F.C.C. No. 4.

## e. Multiple POTs Tandem Sectorization (MPTS)[1]

Multiple POTs Tandem Sectorization (MPTS) is an optional feature designed to meet the traffic routing requirements of customers whose CST2, CST3, Feature Group C and D originating Switched Access Services are routed through an access tandem from multiple customer points of termination (POTs).

[1] Effective February 20, 1999, MPTS is limited to existing customers on existing MPTS trunk groups only. Customers with MPTS in service may augment existing MPTS trunk groups until the service is moved or disconnected. If the service is moved or disconnected, MPTS may not be reestablished.

## ACCESS SERVICE

## 6. SWITCHED ACCESS SERVICE

## 6.1 GENERAL

## 6.1.2 RATE CATEGORIES

## A. Switched Transport

## 4. Optional

## e. Multiple POTs Tandem Sectorization (MPTS) (Cont'd)

MPTS is available in connection with originating CST2, CST3, Feature Group C and D Services. MPTS allows originating CST2, CST3, Feature Group C and D traffic to be directed via an access tandem to a specific POT designated by the customer. MPTS permits customers with multiple customer points of termination (POTs) within a tandem serving area to balance the call volume within their respective networks. MPTS may be used in conjunction with the Common Switching Optional Feature Service Class Routing (e.g., 8XX, 900, Operator), as specified in 6.3.1, following, with the exception of *SWITCHNET*.

End offices subtending the tandem serving area will be divided into sectors, referred to as CST2, CST3, Feature Group C and D Tandem Sectors, which will be defined by the Company. Each tandem sector must be treated as a unit and cannot be subdivided. Tandem sectors are standard for all customers who purchase MPTS. MPTS must be ordered to every sector of an access tandem. A customer with multiple POTs within the tandem serving area can designate to which POT the traffic from a specific tandem sector will be routed. For example, a customer with multiple POTs can request that all originating calls from a tandem sector be directed to a single POT. In addition, originating traffic from a different tandem sector could be routed to the same POT or a different POT as designated by the customer.

Tandem routed traffic can be delivered to a minimum number of two POTs and a maximum number of POTs that is less than or equal to the number of tandem sectors defined for a particular tandem. The end offices associated with the tandem sectors can be found in the Qwest Corporation Tandem Sectorization Guide.

**ACCESS SERVICE****6. SWITCHED ACCESS SERVICE****6.1 GENERAL****6.1.2 RATE CATEGORIES****A. Switched Transport****4. Optional****e. Multiple POTs Tandem Sectorization (MPTS) (Cont'd)**

The Company shall not be required to route traffic from a tandem sector to more than one POT unless the customer has the optional feature, Service Class Routing as described in 6.3.1.L., following, in addition to MPTS. Tandem routed traffic with Service Class Routing can be delivered by traffic type to a minimum number of one POT and a maximum number of POTs that is less than or equal to the number of tandem sectors defined for a particular tandem. A maximum number of four (4) trunk groups with mixed traffic types in accordance with the Service Class Routing specifications is allowed for each designated tandem sector. Each traffic type (e.g., 8XX, 900, MTS) within a tandem sector can be designated to the same POT or different POTs. A customer with multiple POTs must direct all originating calls from a tandem sector to a single POT by traffic type.

MPTS in conjunction with Service Class Routing - A customer may designate one to four POTs per traffic type. For example, when MPTS is ordered for a specific tandem, it is possible to route all of a particular traffic type (e.g., 8XX or Operator) to only one POT subtending that tandem, as long as other traffic type(s) comply to the stated MPTS guidelines of directing traffic to multiple POTs within a tandem serving area as referred to in 6.3.1.L., following.

MPTS in conjunction with Alternate Traffic Routing - If a customer wants a direct trunk group from an end office to alternate route to a tandem routed trunk group subtending the same end office, the customer can designate the direct routed traffic sent to any POT, but the tandem routed trunk group must be routed to the customer designated point of termination (POT) that is specified for the tandem sector as referred to in 6.3.1.M., following.

## ACCESS SERVICE

## 6. SWITCHED ACCESS SERVICE

## 6.1 GENERAL

## 6.1.2 RATE CATEGORIES

## A. Switched Transport

## 4. Optional (Cont'd)

## f. Multiplexing for EF and DTT facilities

Multiplexing provides the capability of converting the capacity or bandwidth of a facility from a higher level to a lower level or from a lower level to a higher level. Multiplexing functions for an EF are available at a SWC. For DTT facilities, multiplexing is available at a Company Hub, end office or access tandem. Multiplexing arrangements are associated with the facility with the higher capacity or bandwidth (e.g., a DS1 to Voice Grade multiplexing arrangement is associated with the facility using a DS1 connection). (Common transport multiplexing, as described in A.1, preceding, is provided on the end office side of the access tandem when tandem routing is requested.)

EF and DTT multiplexing arrangements may be connected to an Expanded Interconnection-Collocation Channel Termination as set forth in Section 21, following.

EF and DTT multiplexing arrangements are described following.

DS1 to Voice Grade

DS1 to Voice Grade multiplexing is an arrangement that provides a Company multiplexer which converts a DS1 channel to twenty-four Voice Grade channels utilizing time division multiplexing. For example, the customer has the option of ordering a DS1 to Voice Grade multiplexer for a DS1 Entrance Facility at the SWC when Voice Grade DTT is requested to an end office.

DS3 to DS1

DS3 to DS1 multiplexing is an arrangement which converts a DS3 channel to twenty-eight DS1 channels utilizing time division multiplexing. The twenty-eight channels may be further multiplexed utilizing DS1 to Voice Grade multiplexing equipment.

## ACCESS SERVICE

## 6. SWITCHED ACCESS SERVICE

## 6.1 GENERAL

## 6.1.2 RATE CATEGORIES

## A. Switched Transport

## 4. Optional

## f. Multiplexing for EF and DTT facilities (Cont'd)

EF and DTT multiplexing equipment is provided at no charge by the Company (at a location determined by the Company as part of its overall network design) when the following conditions exist:

- a DTT at a DS1 level is requested from a SWC to an access tandem in conjunction with TST from an access tandem to subtending end offices, or
- a DS1 DTT facility terminates in an end office except when Lineside and Trunkside Access are combined on the same facility.

If the customer chooses to order multiplexing equipment at a location other than the location determined by the Company, the customer will be assessed EF and DTT multiplexing rates and charges.

EF and DTT multiplexing arrangements are required and the customer is assessed multiplexing rates and charges as set forth in 6.8, following, when the following conditions exist:

- a DS3 EF facility is requested, or
- a DS3 EF connects to a DS1 DTT facility, or
- a DS3 EF is requested with a DS3/DS1 multiplexer and a DS1/DS0 multiplexer for connection to a Voice Grade DTT facility, or
- a DS1 EF connects to a Voice Grade DTT facility, or
- a higher capacity DTT facility connects to a lower capacity DTT facility at a Company Hub, or
- a DS1 DTT facility transports a combination of Lineside and Trunkside Access to an end office on the same facility, or
- Shared Use facilities are requested.

**ACCESS SERVICE****6. SWITCHED ACCESS SERVICE****6.1 GENERAL****6.1.2 RATE CATEGORIES****A. Switched Transport****4. Optional (Cont'd)****g. Tandem Signaling Information Option**

Tandem Signaling Information (TSI) is an option of a DTT facility that routes traffic direct to an end office, not through a Company provided tandem. TSI provides the capability of transporting in-band (MF) or out of band (SS7) signaling information over EF and DTT facilities for the purpose of providing tandem signaling information between a customer-provided tandem switch premises and a Company end office. In-band TSI provides the Carrier Identification Code (CIC) which identifies the interexchange carrier and the 0ZZ code which identifies the interexchange carrier trunk to which traffic should be directly routed. For out of band TSI, the CIC and 0ZZ code equivalent is provided in the Transit Network Selection (TNS) and the Network Identification Code (NIC) of the SS7 parameter initial address message. When a customer requires TSI to be provided out of band, the customer must order CCSAC service using the Common Channel Signaling Network (CCSN) as set forth in Section 20, following.

When TSI is ordered on a directly routed DTT facility, only CST3 or FGD Service may be transported over the facility.

## ACCESS SERVICE

## 6. SWITCHED ACCESS SERVICE

## 6.1 GENERAL

## 6.1.2 RATE CATEGORIES (Cont'd)

## B. Local Switching

The Local Switching rate category provides the local end office switching, end user line termination and intercept functions necessary to complete the transmission of Switched Access Communications to and from the end users served by the local end office. The Local Switching rate categories are described following. Local Switching rates are set forth in 6.8, following. The application of these rates with respect to the different types of service is as set forth in 6.7.1, following.

## 1. Local End Office Switching Functions

## a. Common Switching

Common Switching provides the local end office switching functions associated with the various access switching arrangements. The services arrangements (e.g., Features Group Arrangements and BSAs) are described in 6.2, following.

Included as part of Common Switching are various optional features and BSEs which the customer can order to meet its specific communications requirements. These optional features and BSEs are described in 6.3.1, following.

## b. Transport Termination

Transport Termination provides for the lineside or trunkside arrangements which terminate the Switched Transport facilities. Included as part of Transport Termination are various optional termination arrangements and BSEs. These optional terminating arrangements and BSEs are described in 6.3.2, following.

The number of Transport Terminations provided for the lineside or trunkside arrangement will be determined by the Company as set forth in 6.5.8, following. The number of transmission paths will be determined as set forth in 6.5.7, following.

**ACCESS SERVICE****6. SWITCHED ACCESS SERVICE****6.1 GENERAL****6.1.2 RATE CATEGORIES****B. Local Switching (Cont'd)****2. Line Termination Functions**

WATS Access Line Terminations are provided for end user lines terminating in the local end offices.

The WATS Access Line Terminations are differentiated by line vs. trunk-side terminations. In addition, there are various types of originating and terminating line-side terminations depending on the type of signaling associated with the WATS Access Line. Line-side terminations are available with either dial-pulse or dual-tone multifrequency address signaling.

Trunk-side terminations are available for WATS Access Lines equipped with Answer Supervision. Only originating WATS Access Lines may be ordered with the Answer Supervision optional feature. The terminations for Answer Supervision use reverse battery type supervisory signaling. The reverse battery and E&M interfaces for two-wire or four-wire may be provided where operating conditions permit. For other technical details see Technical Reference GR-334-CORE.

**3. Intercept Function**

The Intercept Function provides for the termination of a call at a Company Intercept operator or recording. The operator or recording tells a caller why a call, as dialed, could not be completed, and if possible, provides the correct number.



**ACCESS SERVICE****6. SWITCHED ACCESS SERVICE****6.1 GENERAL****6.1.2 RATE CATEGORIES****B. Local Switching (Cont'd)****4. Local Switching Rate Categories**

- a. The Local Switching per-MOU rate element is divided into four distinct categories, LS1 and LS2 for Feature Group arrangements, LS3 and LS4 for CSL and CST serving arrangements.

LS1 provides local dial switching for Feature Groups A, B and bundled DID, except for FGA and FGB used to terminate traffic to a WATS Access Line provided from an end office.

LS2 provides local dial switching for Feature Groups C and D, for FGA and FGB used to terminate traffic to a WATS Access Line provided from an end office, and for Feature Groups A and B originating or terminating access minutes when the service is provided to customers who furnish interstate MTS/WATS.

LS3 provides local dial switching for CSL, CST1 and unbundled DID service, except for CSL and CST1 used to terminate traffic to a WATS Access Line provided from an end office.

LS4 provides local dial switching for CST2 and CST3, for CSL and CST1 used to terminate traffic to a WATS Access Line provided from an end office, and for CSL and CST1 originating or terminating access minutes when the service is provided to customers who furnish interstate MTS/WATS.

Where end offices are appropriately equipped, international dialing may be provided as a capability associated with LS2 and LS4. International dialing provides the capability of switching international calls with service prefix and address codes having more digits than are capable of being switched through a standard CST2, CST3, FGC or FGD equipped end office.

## ACCESS SERVICE

## 6. SWITCHED ACCESS SERVICE

## 6.1 GENERAL

## 6.1.2 RATE CATEGORIES

## B. Local Switching

## 4. Local Switching Rate Categories (Cont'd)

## b. End Office Shared Port

The End Office Shared Port rate provides for the termination of common transport trunks in shared end office ports and in remote switching system or module (RSS or RSM) ports. The End Office Shared Port rate is assessed on a per-MOU basis to all trunkside originating and terminating access minutes utilizing tandem routing to an end office. If tandem routing is being utilized to a RSS or RSM (via a host office), the shared port rate is assessed to the access minutes originating or terminating from that RSS or RSM and is not assessed at the host office. If the customer has requested direct routing from the SWC to a RSS or RSM (via a host office), the End Office Shared Port rate is assessed to the access minutes originating or terminating from the RSS or RSM. This rate is in addition to the End Office Dedicated Trunk Port rate assessed for the dedicated trunk terminating in the host office as described below. The port charge is not assessed to FGA, CSL or Voice DA traffic.

## c. End Office Dedicated Trunk Port

The End Office Dedicated Trunk Port rate provides for termination of a trunk to a dedicated trunk port in an end office. The rate is assessed per month for each FG or BSA trunk in service (excludes FGA and CSL) directly routed (via DTT) between the SWC and the end office. The rate is not assessed to trunks directly routed to a Voice DA location.

**ACCESS SERVICE****6. SWITCHED ACCESS SERVICE****6.1 GENERAL (Cont'd)****6.1.3 SPECIAL FACILITIES ROUTING**

Any customer may request that the facilities used to provide Switched Access Service be specially routed. The regulations, rates and charges for Special Facilities Routing (i.e., Diversity) are as set forth in Section 11, following.

**6.1.4 DESIGN LAYOUT REPORT**

The Company will provide to the customer the makeup of the facilities and services provided from the customer's premises to the first point of switching or from the customer's point of interconnection to the first point of switching when Switched Access Service connects to EIC Service, as set forth in Section 21, following. This information will be provided in the form of a Design Layout Report. Design Layout Reports will also be provided for designed WATS Access Lines (i.e., the Private Line Transport Services) in acceptance with the provisions of 7.1.C., following. The Design Layout Report will be provided to the customer at no charge, and will be reissued or updated whenever these facilities are materially changed.

**6.1.5 ACCEPTANCE TESTING**

At no additional charge, the Company will perform acceptance testing at the time of installation. Acceptance tests will be performed to insure that the service is operational and meets applicable technical parameters. The Company will, at the customer's request, schedule a mutually agreeable time to perform acceptance testing in cooperation with the customer. If the customer is unable to participate in the acceptance testing, or if the customer requests that service installation be completed, without their presence, the service is assumed to be accepted (i.e., blind acceptance) by the customer.

**ACCESS SERVICE**

**6. SWITCHED ACCESS SERVICE**

**6.1 GENERAL (Cont'd)**

**6.1.6 ORDERING OPTIONS AND CONDITIONS**

Switched Access Service is ordered under the Access Order provisions set forth in Section 5, preceding. Also included in that section are other charges which may be associated with ordering Switched Access Service (e.g., Cancellation Charges, etc.).

**6.1.7 SPECIAL HIGH VOLTAGE PROTECTIVE APPARATUS**

If Switched Access Service terminates in a high voltage environment, such as an electric power station, Special High Voltage Protective Apparatus may be required.

(T)

## ACCESS SERVICE

## 6. SWITCHED ACCESS SERVICE

## 6.1 GENERAL (Cont'd)

## 6.1.8 GENERIC NAMES

The following list of Qwest Corporation designated BSEs identifies the generic equivalent name for each of the BSEs from Telcordia's ONA Services User Guide, dated July 31, 1991.

| GENERIC  | QWEST CORPORATION                                  |
|--|--|
| Access to Clear Channel Capability   | Clear Channel Capability                           |
| Alternate Routing  | Alternate Traffic Routing                          |
| Answer Supervision With a<br>Lineside Interface  | Answer Supervision - Lineside                      |
| Call Forwarding - Multiple<br>Simultaneous Calls Interswitch   | Call Forwarding Variable                           |
| Call Forwarding Variable   |  |
| Called Directory Number<br>Delivery via <i>DID</i>   | Called Directory Number<br>Delivery ( <i>DID</i> ) |
| Calling Billing Number Delivery <ul style="list-style-type: none"> <li>• FGB Protocol</li> <li>• FGD Protocol</li> </ul> | Automatic Number<br>Identification                 |
| Calling Directory Number<br>Delivery via BCLID   | Caller Identification -<br>Bulk (BCLID)            |
| Calling Directory Number<br>Delivery via ICLID   | Caller Identification -<br>Number (ICLID)          |
| <i>DID</i> Trunk Queuing   | <i>DID</i> Trunk Queuing                           |

## ACCESS SERVICE

## 6. SWITCHED ACCESS SERVICE

## 6.1 GENERAL

## 6.1.8 GENERIC NAMES (Cont'd)

| GENERIC   | QWEST CORPORATION                                 |
|---|---|
| Flexible ANI Information Digits   | Flexible ANI                                      |
| Make Busy Key   | Make Busy   |
| Message Desk (SMDI)   | Message Delivery Service                          |
| Message Desk (SMDI) Expanded  | Message Delivery Service -<br>Interoffice         |
| Message Waiting Indicator <ul style="list-style-type: none"> <li>• Activation Visual</li> <li>• Activation Audible</li> </ul>               |   |
| Multiline Hunt Group <ul style="list-style-type: none"> <li>• CO Announcements</li> <li>• Uniform Call Distribution Line Hunting</li> </ul> | Uniform Call Distribution<br>Arrangement          |
| Multiline Hunt Group <ul style="list-style-type: none"> <li>• Overflow</li> <li>• Individual Access to Each Port In Hunt Group</li> </ul>   | Hunt Group Arrangement                            |
| Multiplexing - T1 Transport<br>1.544 Mbps - Lineside  | Interface Group 6                                 |
| Three Way Call Transfer   | Call Transfer                                     |
| Three Way Calling   | Three-Way Calling                                 |
| UCD with Queuing  | Queuing for Use With<br>Uniform Call Distribution |

**ACCESS SERVICE****6. SWITCHED ACCESS SERVICE****6.2 PROVISION AND DESCRIPTION OF SWITCHED ACCESS SERVICE**

Switched Access Service is provided in different serving arrangements. The provision of each type of Switched Access Service requires transport facilities (Entrance Facilities, DTT facilities, and TST facilities for tandem routed traffic), multiplexing equipment and the appropriate local switching functions. In addition, WATS Access Lines, as provided in Section 7, following, may, at the option of the customer, be provided for use with Lineside and Trunkside Access.

Transmission Types (i.e., A1, B, B1 and C) have been identified for the provision of Switched Access Services. The Transmission Types are dependent on the Interface Group and the routing of the service, i.e., whether the service is routed directly to the end office or via an access tandem. The standard parameter limits for the Transmission Types are set forth in 6.4, following, and in Technical Reference GR-334-CORE.

Serving arrangements are arranged for either originating, terminating or two-way calling, based on the customer end office switching capacity ordered. Originating calling permits the delivery of calls from Telephone Exchange Service locations to the customer's premises. Terminating calling permits the delivery of calls from the customer's premises to Telephone Exchange Service locations. Two-way calling permits the delivery of calls in both directions, but not simultaneously. The Company will determine the type of calling to be provided unless the customer requests that a different type of directional calling is to be provided. In such cases, the Company will work cooperatively with the customer to determine the directionality.

There are various optional features and BSEs available with Switched Access Service. These additional features are provided as Switched Transport, Common Switching, Transport Termination and Line Termination.

Following are detailed descriptions of each of the available Switched Access Services. Each service is described in terms of its specific physical characteristics and calling patterns, the transport provisioning, the transmission specifications with which it is provided, the optional features and BSEs available for use with it and the standard testing capabilities.

The Common Switching, Transport Termination, and Line Termination optional features and BSEs, which are described in 6.3, following, unless specifically stated otherwise, are available at all Company end office switches.

**ACCESS SERVICE****6. SWITCHED ACCESS SERVICE****6.2 PROVISION AND DESCRIPTION OF SWITCHED ACCESS SERVICE (Cont'd)****6.2.1 FEATURE GROUP A (FGA)****A. Description**

1. FGA Access, which is available to all customers, provides a line-side termination to Company end office switches for the customer's use in originating communications from and terminating communication to an Interexchange Carrier's interstate service or a customer-provided interstate communications capability. The customer must specify the Interexchange Carrier to which the FGA Service is connected or, in the alternative, specify the means by which the FGA Access communication is transported to another state.
2. FGA is provided in connection with Company electronic and electromechanical end offices. FGA may be transported via a DS3, DS1 or Voice Grade Entrance Facility and via a DS3, DS1 or Voice Grade DTT facility. When the customer orders FGA and Trunkside Access to be transported via the same DTT facility, DS1 to Voice Grade multiplexing equipment is always required at the end office at the rates and charges set forth in 6.8, following. When the customer does not combine FGA and Trunkside Access on the same facility, the Company will provide DS1 to Voice Grade multiplexing equipment at no charge. At the option of the customer, FGA is provided on a single or multiple line group basis and is arranged for originating calling only, terminating calling only, or two-way calling.
3. FGA provides a line-side termination at the first point of switching. The line-side termination will be provided with either ground-start supervisory signaling or loop-start supervisory signaling. The type of signaling is at the option of the customer.
4. The Company shall select the first point of switching, within the selected LATA, at which the line-side termination is to be provided unless the customer requests a different first point of switching and Company facilities and measurement capabilities are available to accommodate such a request.



**ACCESS SERVICE****6. SWITCHED ACCESS SERVICE****6.2 PROVISION AND DESCRIPTION OF SWITCHED ACCESS SERVICE****6.2.1 FEATURE GROUP A (FGA)****A. Description (Cont'd)**

5. A seven-digit local telephone number assigned by the Company is provided for access to FGA switching in the originating direction. The seven-digit local telephone number will be associated with the selected end office switch and is in the form NXX-XXXX.

If the customer requests a specific seven-digit telephone number that is not currently assigned, and the Company can, with reasonable effort, comply with that request, the requested number will be assigned to the customer.

6. FGA switching, when used in the terminating direction, is arranged with dial-tone start-dial signaling and dial-pulse address signaling. When used in the terminating direction, FGA switching may, at the option of the customer, be arranged for dual-tone multifrequency (DTMF) address signaling, subject to the availability of the equipment at the first point of switching. When FGA switching is provided in a hunt group or uniform call distribution arrangement, all FGA switching will be arranged for the same type of address signaling.
7. No address signaling is provided by the Company when FGA switching is used in the originating direction. Address signaling in such cases, if required by the customer, must be provided by the customer's end user using inband-tone signaling techniques. Such inband-tone address signals will not be regenerated by the Company and will be subject to the ordinary transmission capabilities of the Switched Transport provided.

**ACCESS SERVICE**

**6. SWITCHED ACCESS SERVICE**

**6.2 PROVISION AND DESCRIPTION OF SWITCHED ACCESS SERVICE**

**6.2.1 FEATURE GROUP A (FGA)**

**A. Description (Cont'd)**

8. FGA switching, when used in the terminating direction, may be used to access valid NXX codes in the LATA, local operator service (0- and 0+), Voice DA (411 or 555-1212, whichever is available), emergency reporting service (911, where available), exchange telephone repair (611, where available), community information services of an information service provider, and other customers' services (by dialing the appropriate digits). Charges for FGA terminating calls requiring operator assistance, or calls to 611 or 911, will only apply where sufficient call details are available. Additional non-access charges will also be billed on a separate account for:
  - An operator surcharge, as set forth in the general and/or local exchange tariffs, for local operator assistance (0- and 0+) calls;
  - Calls to certain community information services in accordance with the Information Provider's applicable service rates when the Company performs the billing function for the Information Provider;
  - Calls from a FGA line to another customer's service in accordance with that customer's applicable service rates when the Company performs the billing function for that customer.
9. FGA calls terminating outside of the dial tone office are assessed Tandem Transmission rates in addition to the applicable Switched Access rates when calls are terminated within the dial tone office. Tandem Transmission mileage measurement is described in 6.7.11, following.

**ACCESS SERVICE**

**6. SWITCHED ACCESS SERVICE**

**6.2 PROVISION AND DESCRIPTION OF SWITCHED ACCESS SERVICE**

**6.2.1 FEATURE GROUP A (FGA)**

**A. Description (Cont'd)**

10. FGA calls to Voice DA (411 or 555-1212, whichever is available), are subject to the Voice DA Service Call rate as set forth in 9.6.1.A., following, and are not subject to Switched Access rates as set forth in Section 6.
11. When a FGA switching arrangement for an individual customer (a single line or entire hunt group) is discontinued at an end office, an intercept announcement is provided. This arrangement provides, for a limited period of time, an announcement that the service associated with the number dialed has been disconnected.
12. Use of certain optional features and BSEs, available in B., following, may result in additional usage charges. For example, if a customer orders Three-Way Calling, additional Switched Access Service usage rates could apply if the customer establishes two calls.

**ACCESS SERVICE**

**6. SWITCHED ACCESS SERVICE**

**6.2 PROVISION AND DESCRIPTION OF SWITCHED ACCESS SERVICE**

**6.2.1 FEATURE GROUP A (FGA) (Cont'd)**

**B. Optional Features and BSEs**

**1. Switched Transport Optional Features**

- Supervisory Signaling
- Customer Specified Entry Switch Receive Level

**2. Common Switching Optional Features and BSEs**

- Call Denial
- Service Code Denial
- Hunt Group Arrangement
- Uniform Call Distribution Arrangement
- Nonhunting Number for Use with Hunt Group Arrangement or Uniform Call Distribution Arrangement
- WATS Access Service
- InterLATA Toll Denial
- Call Transfer (BSE)
- Three-Way Calling (BSE)
- Caller Identification - Number (BSE)

**ACCESS SERVICE**

**6. SWITCHED ACCESS SERVICE**

**6.2 PROVISION AND DESCRIPTION OF SWITCHED ACCESS SERVICE**

**6.2.1 FEATURE GROUP A (FGA)**

**B. Optional Features and BSEs**

**2. Common Switching Optional Features and BSEs (Cont'd)**

- Caller Identification - Bulk (BSE)
- Message Delivery Service (BSE)
- Message Delivery Service - Interoffice (BSE)
- Make Busy (BSE)
- Call Forwarding Variable (BSE)
- Queuing for Use With UCD (BSE)

**3. Transport Termination Optional Features**

- Two-way operation with dial-pulse address signaling and loop-start supervisory signaling
- Two-way operation with dial-pulse address signaling and ground-start supervisory signaling
- Two-way operation with dual-tone multifrequency address signaling and loop-start supervisory signaling
- Two-way operation with dual-tone multifrequency address signaling and ground-start supervisory signaling
- Terminating operation with dial-pulse address signaling and loop-start supervisory signaling

## ACCESS SERVICE

## 6. SWITCHED ACCESS SERVICE

## 6.2 PROVISION AND DESCRIPTION OF SWITCHED ACCESS SERVICE

## 6.2.1 FEATURE GROUP A (FGA)

## B. Optional Features and BSEs

## 3. Transport Termination Optional Features (Cont'd)

- Terminating operation with dial-pulse address signaling and ground-start supervisory signaling
- Terminating operation with dual-tone multifrequency address signaling and loop-start supervisory signaling
- Terminating operation with dual-tone multifrequency address signaling and ground-start supervisory signaling
- Originating operation with loop-start supervisory signaling
- Originating operation with ground-start supervisory signaling

## 4. Line Termination Optional Features and BSEs

- Answer supervision - Lineside (BSE)

## 5. Certain other features which may be available in connection with Feature Group A are provided under the Telephone Company's state access tariff and/or local exchange service tariff. These are:

- Custom Calling Features (excluding Three-Way Calling, Call Transfer, Caller Identification - Number and Call Forwarding Variable)
- *MARKET EXPANSION LINE*
- Bill Number Screening
- IntraLATA extensions
- Open Switching Interval Protection (OSIP)
- Message Waiting Indication - Audible

**ACCESS SERVICE****6. SWITCHED ACCESS SERVICE****6.2 PROVISION AND DESCRIPTION OF SWITCHED ACCESS SERVICE****6.2.1 FEATURE GROUP A (FGA) (Cont'd)****C. Transmission Performance**

FGA is provided with either Transmission Type B or Type C performance. The standard parameter limits associated with these Transmission Types are guaranteed to the first point of switching. Transmission Type C performance is provided with Interface Group 1 and Transmission Type B performance is provided with Interface Groups 2, 6 and 9, as available. Voice band Data Transmission Type DB parameter limits are provided with FGA to the first point of switching as delineated in Technical Reference GR-334-CORE.

**D. Testing Capabilities**

Where equipment is available and seven-digit access is provided, FGA can be tested in the terminating direction to balance (100-type) test line and milliwatt (102-type) test line. In addition to the tests described in 6.1.5, preceding, which are included with the installation of service, additional Cooperative Acceptance Testing and Non-Scheduled Testing are available as set forth in Section 13, following.

**ACCESS SERVICE****6. SWITCHED ACCESS SERVICE****6.2 PROVISION AND DESCRIPTION OF SWITCHED ACCESS SERVICE (Cont'd)****6.2.2 FEATURE GROUP B (FGB)****A. Description**

1. FGB Access, which is available to all customers, provides a trunk-side termination to Company end office switches for the customer's use in originating communications from and terminating communications to an Interexchange Carrier's interstate service or a customer-provided interstate communications capability. The customer must specify the Interexchange Carrier to which the FGB Service is connected or, in the alternative, specify the means by which FGB access communication is transported to another state.
2. FGB, when directly routed to an end office via DTT is provided at appropriately equipped Company electronic end office switches. When provided via Company designated electronic access tandem switches with TST, FGB switching is provided at Company electronic and electromechanical end office switches.
3. When Feature Group B service is directly routed to an end office, the Switched Transport configuration is composed of an Entrance Facility and a DTT facility to an end office. When Feature Group B is switched through an access tandem, the Switched Transport configuration is composed of an Entrance Facility, a DTT facility between the SWC and the access tandem and TST from the access tandem to the end offices subtending the access tandem. Multiplexing options are described in 6.1.2, preceding.
4. FGB is provided as a trunk-side termination through the use of end office or access tandem switch trunk equipment. The switch trunk equipment is provided with wink-start start-pulsing signals and answer-disconnect supervisory signals.
5. FGB switching is provided with multifrequency (MF) address signaling in both the originating and terminating directions. Address signals and address information required by the customer in the originating direction must be provided by the customer's end user using inband-tone signaling techniques except switching that has automatic number identification (ANI) or rotary dial station signaling. Such inband-tone address signals will not be regenerated by the Company and will be subject to the ordinary transmission capabilities of the Switched Transport provided.



**ACCESS SERVICE****6. SWITCHED ACCESS SERVICE****6.2 PROVISION AND DESCRIPTION OF SWITCHED ACCESS SERVICE****6.2.2 FEATURE GROUP B (FGB)****A. Description (Cont'd)**

6. The access code for non-8XX FGB Access Service switching is a uniform access code. The form of the uniform access code is 950-XXXX or 1 + 950-XXXX for carriers. These uniform access codes will be the assigned access numbers of all non-8XX FGB Access Service provided to the customer by the Company. No access code is required for FGB switching used to provide 800 DB Access Service. The telephone number dialed by the customer's end users is of the form 1+8XX+NXX-XXXX.
7. FGB switching, when used in the terminating direction, may be used to access valid NXX codes in the LATA, community information services of an information service provider, and other customers' services (by dialing the appropriate digits). When FGB is directly routed to an end office via DTT, only those valid NXX codes served by that end office may be accessed. When FGB is routed through an access tandem, only those valid NXX codes served by end offices subtending the access tandem may be accessed. Additional non-access charges will be billed for calls from an FGB trunk to another customer's service in accordance with that customer's applicable service rates when the Company performs the billing function for that customer. Calls in the terminating direction will not be completed to 101XXXX, 950-XXXX (or 1+ 950-XXXX) access codes, local operator assistance (0- and 0+), Voice DA (411 or 555-1212, where available) and service codes 611 and 911. Calls will be completed to Voice DA (NPA+555-1212 or 555-1212) when FGB Switching is combined with Voice DA Switching. The combination of FGB Switched Access Service with Voice DA Service is provided as set forth in Section 9, following. FGB may not be switched, in the terminating direction to another Trunkside Switched Access Service.

**ACCESS SERVICE****6. SWITCHED ACCESS SERVICE****6.2 PROVISION AND DESCRIPTION OF SWITCHED ACCESS SERVICE****6.2.2 FEATURE GROUP B (FGB)****A. Description (Cont'd)**

8. The Telephone Company will establish a trunk group or groups for the customer at end office switches or access tandem switches where FGB switching is provided. When required by technical limitations, a separate trunk group will be established for each type of FGB switching arrangement provided. Different types of FGB or other switching arrangements may be combined in a single trunk group at the option of the Telephone Company.
9. When all FGB switching arrangements are discontinued at an end office and/or in a LATA, an intercept announcement is provided. This arrangement provides, for a limited period of time, an announcement that the service associated with the number dialed has been disconnected.

**B. Optional Features****1. Switched Transport Optional Features**

- Customer Specification of Switched Transport Termination
- Supervisory Signaling
- Customer Specified Entry Switch Receive Level
- Self Healing Alternate Route Protection (SHARP)

**2. Common Switching Optional Features**

- Automatic Number Identification
- Up to 7-digit Outpulsing of Access Digits to customer
- Alternate Traffic Routing
- WATS Access Service (WATS)

**ACCESS SERVICE****6. SWITCHED ACCESS SERVICE****6.2 PROVISION AND DESCRIPTION OF SWITCHED ACCESS SERVICES****6.2.2 FEATURE GROUP B (FGB)****B. Optional Features (Cont'd)****3. Line Termination Optional Features**

- Answer supervision for use with WATS Access Service
4. Another feature, Bill Number Screening, which may be available in connection with FGB, is provided under the Company's state access tariff and/or local exchange service tariffs.

**C. Transmission Performance**

FGB is provided with Transmission Type B1 performance. Transmission Type B1 standard parameter limits apply to the transmission path routed directly (i.e., between the customer's premises and the end office) and to each segment of an access tandem connection. Transmission Type B1 performance is provided with Interface Groups 1, 2, 6 and 9, as available. Voice band data Transmission Type DB1 parameter limits are provided with FGB when routed directly and to each segment of an access tandem connection as delineated in Technical Reference GR-334-CORE.

**D. Testing Capabilities**

FGB is provided, in the terminating direction where equipment is available, with seven-digit access to balance (100-type) test line, milliwatt (102-type) test line, nonsynchronous or synchronous test line, automatic transmission measuring (105-type) test line, data transmission (107-type) test line, loop around test line, short circuit test line and open circuit test line. In addition to the tests described in 6.1.5, preceding, which are included with the installation of service, additional Cooperative Acceptance Testing, Automatic Scheduled Testing, Cooperative Scheduled Testing, Manual Scheduled Testing and Non-Scheduled Testing are available as set forth in Section 13, following.

**ACCESS SERVICE**

**6. SWITCHED ACCESS SERVICE**

**6.2 PROVISION AND DESCRIPTION OF SWITCHED ACCESS SERVICES (Cont'd)**

**6.2.3 FEATURE GROUP C (FGC)**

**A. Description**

1. FGC Access, which is available only to providers of MTS and WATS, provides a trunk-side termination to Company end office switches for the customer's use in originating and terminating communications.
2. FGC is provided at all Company end office switches on a direct trunk basis via DTT or via Company-designated access tandem switches with TST. FGC switching is provided to the customer (i.e., providers of MTS and WATS) at an end office switch unless Feature Group D end office switching is provided in the same office. When FGD switching is available, FGC switching will not be provided.
3. When Feature Group C service is directly routed to an end office, the Switched Transport configuration is composed of an Entrance Facility and a DTT facility to an end office. When Feature Group C is switched through an access tandem, the Switched Transport configuration is composed of an Entrance Facility, a DTT facility between the SWC and the access tandem and TST from the access tandem to the end offices subtending the access tandem. Multiplexing options are described in 6.1.2, preceding.

**ACCESS SERVICE****6. SWITCHED ACCESS SERVICE****6.2 PROVISION AND DESCRIPTION OF SWITCHED ACCESS SERVICES****6.2.3 FEATURE GROUP C (FGC)****A. Description (Cont'd)**

4. FGC is provided as a trunk-side termination through the use of end office or access tandem switch trunk equipment. The switch trunk equipment is provided with answer and disconnect supervisory signaling. Wink-start start-pulsing signals are provided in all offices where available. In those offices where wink-start start-pulsing signals are not available, delay-dial start-pulse signaling is provided or immediate dial-pulse address signaling may be provided which allows dial pulses to be forwarded without a start-pulsing signal from the terminating office.
5. FGC is provided with multifrequency (MF) address signaling except in certain electromechanical end office switches where multifrequency signaling is not available. In such switches, the address signaling will be dial-pulse, or immediate dial pulse, whichever is available. Up to 12-digits of the called party number will be forwarded by Company equipment to the customer's premises. Such called party number signals will be subject to the transmission and signaling capabilities of the Switched Transport provided.
6. No access code is required for FGC switching. For calls in the North American Numbering Plan (NANP), a 7- or 10- digit number may be dialed by the customer's end user after dialing the prefix 0 or 1. For calls outside the NANP, and, if the end office is technically equipped for International Direct Distance Dialing (IDDD), a 7- to 15- digit number may be dialed after dialing the prefix 011 or 01.

## ACCESS SERVICE

## 6. SWITCHED ACCESS SERVICE

## 6.2 PROVISION AND DESCRIPTION OF SWITCHED ACCESS SERVICES

## 6.2.3 FEATURE GROUP C (FGC)

## A. Description (Cont'd)

7. FGC switching, when used in the terminating direction, may be used to access valid NXX codes in the LATA, community information services of an information provider, and other customers' services (by dialing the appropriate codes) when the services can be reached using valid NXX codes. When FGC is directly routed to an end office via DTT, only those valid NXX codes served by that office may be accessed. When FGC is routed through an access tandem only those valid NXX codes served by offices subtending the access tandem may be accessed.

Additionally, non-access charges will also be billed for calls from a FGC trunk to another customer's service in accordance with that customer's applicable service rates when the Company performs the billing function for that customer. Calls in the terminating direction will not be completed to 101XXXX, 950-XXXX (or 1+950-XXXX) access codes, local operator assistance (0- and 0+), Voice DA (411 or 555-1212) and service codes 611 and 911. Calls will be completed to Voice DA (NPA+555-1212 or 555-1212) when FGC switching is combined with Voice DA switching. The combination of FGC Switched Access Service with Voice DA Service is provided as set forth in Section 9, following. FGC may not be switched, in the terminating direction, to another Trunkside Switched Access Service.

8. The Company will establish a trunk group or groups for the customer at end office switches or access tandem switches where FGC switching is provided. When required by technical limitations, a separate trunk group will be established for each type of FGC switching arrangement provided. Different types of FGC or other switching arrangements may be combined in a single trunk group at the option of the Company.

## ACCESS SERVICE

## 6. SWITCHED ACCESS SERVICE

## 6.2 PROVISION AND DESCRIPTION OF SWITCHED ACCESS SERVICES

## 6.2.3 FEATURE GROUP C (FGC)

## A. Description (Cont'd)

9. The Company will provide 0+ and 0- intraLATA access from pay telephones utilizing Smart Public Access Lines via FGC for calls dialed as 0+ or 0- and/or 101XXXX 1+ in the following manner. 1+ interLATA sent-paid access from pay telephones utilizing Basic Public Access Lines Service shall be provided by FGD or CST3. (C)

## a. Smart Public Access Line (PAL)

For traffic originating from a Smart PAL, the customer to whom such calls are routed shall order FGC trunks from end offices to the customer's premises via direct trunks or via Operator Access Tandems, with the Operator Trunk-Full Feature type of transport termination, as set forth in 6.3.2, following. The trunks must be dedicated, and the customer shall specify the number of trunks required at each end office from which the customer will receive 0+ or 0- traffic. (C)

The customer is responsible for providing all other operator services signaling capabilities, as described in the Operator Services Systems Generic Requirements (OSSGR) Technical Reference FR-271 and the LATA Switching Systems Generic Requirements (LSSGR) Technical Reference FR-64.

When the Company provides Operator Services Signaling (OSS) between an Operator Access Tandem and the customer's premises, the customer will be required to order a separate and final trunk group from the Operator Access Tandem to the customer's premises for each Numbering Plan Area (NPA) within a LATA to identify the originating NPA. Also, the customer must order a separate trunk group for each type of coin control signaling that is utilized among the end offices subtending an Operator Access Tandem.

The Company will not block 101XXXX 0+ or 0- calls and will route 101XXXX traffic in accordance to the end user request. It will be the responsibility of the 101XXXX 1+ dialed carrier to complete the casual 101XXXX intraLATA call or to provide a recorded message to the end user. (C)

**ACCESS SERVICE**

**6. SWITCHED ACCESS SERVICE**

**6.2 PROVISION AND DESCRIPTION OF SWITCHED ACCESS SERVICES**

**6.2.3 FEATURE GROUP C (FGC)**

A. Description

9.a. (Cont'd)

(D)

(D)



**ACCESS SERVICE**

**6. SWITCHED ACCESS SERVICE**

**6.2 PROVISION AND DESCRIPTION OF SWITCHED ACCESS SERVICE**

**6.2.3 FEATURE GROUP C (FGC) (Cont'd)**

**B. Optional Features**

**1. Switched Transport Optional Features**

- Supervisory Signaling
- Multiple POP Tandem Sectorization (MPTS )
- Self Healing Alternate Route Protection (SHARP).

**2. Common Switching Optional Features**

- Automatic Number Identification
- Delay-Dial Start Pulsing Signaling
- Immediate Dial-Pulse Address Signaling
- Dial-Pulse Address Signaling
- Service Class Routing
- Alternate Traffic Routing
- Trunk Access Limitation
- WATS Access Service (WATS)

**3. Transport Termination Optional Features**

Operator Trunks - (i.e., Coin, Non-Coin or Combined Coin and Non-Coin)

**4. Line Termination Optional Features**

- Answer Supervision for Use With WATS Access Service



**ACCESS SERVICE****6. SWITCHED ACCESS SERVICE****6.2 PROVISION AND DESCRIPTION OF SWITCHED ACCESS SERVICE****6.2.3 FEATURE GROUP C (FGC) (Cont'd)****C. Transmission Performance**

FGC is provided with Transmission Type B1 performance. Transmission Type B1 standard parameter limits apply to the transmission path routed directly (i.e., between the customer's premises and the end office) and to each segment of an access tandem connection. Transmission Type B1 performance is provided with Interface Group 1, 2, 6 and 9, as available. Voice band data Transmission Type DB1 parameter limits are provided with FGC when directly routed and to each segment of an access tandem connection as delineated in Technical Reference GR-334-CORE.

**ACCESS SERVICE****6. SWITCHED ACCESS SERVICE****6.2 PROVISION AND DESCRIPTION OF SWITCHED ACCESS SERVICE****6.2.3 FEATURE GROUP C (FGC) (Cont'd)****D. Testing Capabilities**

FGC is provided, in the terminating direction where equipment is available, with seven-digit access to balance (100-type) test line, milliwatt (102-type) test line, nonsynchronous or synchronous test line, automatic transmission measuring (105-type) test line, data transmission (107-type) test line, loop around test line, short circuit test line and open circuit test line. In addition to the tests described in 6.1.5, preceding, which are included with the installation of service, additional Cooperative Acceptance Testing, Automatic Scheduled Testing, Cooperative Scheduled Testing or Manual Scheduled Testing, and Non-Scheduled Testing are available as set forth in Section 13, following, for FGC.

**ACCESS SERVICE****6. SWITCHED ACCESS SERVICE****6.2 PROVISION AND DESCRIPTION OF SWITCHED ACCESS SERVICE (Cont'd)****6.2.4 FEATURE GROUP D (FGD)****A. Description**

1. FGD is provided at Company-designated end office switches whether routed directly to an end office or via Company-designated electronic access tandem switches. FGD is also provided at Company end office switches that subtend a TSP's premises when the DTT facility is equipped with TSI.
2. FGD, which is available to all customers, provides a trunk-side termination through the use of end office or access tandem switch trunk equipment. Wink-start, start-pulsing and answer-supervisory signaling are sent by the terminating office. Disconnect-supervisory signaling is sent from the originating or terminating office. When FGD uses SS7 out of band signaling, no signaling will be done via the message channel.
3. When Feature Group D service is directly routed to an end office, the Switched Transport configuration is composed of an Entrance Facility and a DTT facility to an end office. When Feature Group D is switched through an access tandem, the Switched Transport configuration is composed of an Entrance Facility, a DTT facility between the SWC and the access tandem and TST from the access tandem to the end offices subtending the access tandem. Multiplexing options are described in 6.1.2, preceding.
4. FGD switching is provided with multifrequency address signaling or SS7 out band signaling. With multifrequency address signaling, up to 12 digits of the called party number dialed by the customer's end user using dual-tone multifrequency or dial-pulse address signals will be provided by Company equipment to the customer's premises where the Switched Access Service terminates. Such address signals will be subject to the ordinary transmission capabilities of the Switched Transport provided. With SS7 out of band signaling, up to 12 digits of the called party number dialed by the customer's end user using dual tone multifrequency or dial pulse address signals is provided by the Company equipment to the customer's designated premises via CCSAC links. SS7 out of band signaling requires the customer to order the SS7 out of band signaling optional feature, as set forth in 6.3, following, and CCSAC Service as set forth Section 20, following.

**ACCESS SERVICE****6. SWITCHED ACCESS SERVICE****6.2 PROVISION AND DESCRIPTION OF SWITCHED ACCESS SERVICE****6.2.4 FEATURE GROUP D (FGD)****A. Description (Cont'd)**

5. FGD switching, when used in the terminating direction, may be used to access valid NXXs in the LATA, community information services of an information service provider, and other customer services (by dialing the appropriate codes) when such services can be reached using valid NXX codes. When directly routed to an end office via DTT, only those valid NXX codes served by that office may be accessed. When routed through an access tandem, only those valid NXX codes served by end offices subtending the access tandem may be accessed.

Terminating FGD, with tandem routing, may also, at the option of the customer, access valid NXX codes served by offices in which originating FGD is not available. Rating of this optional service is as set forth in 6.7.1.D.1., following.

Additional non-access charges will also be billed for calls from a FGD trunk to another customer's service in accordance with that customer's applicable service rates when the Company performs the billing function for that customer. Calls in the terminating direction will not be completed to 101XXXX, 950-XXXX (or 1 + 950-XXXX) access codes, local operator assistance (0- and 0+), Voice DA (411 or 555-1212) and service codes 611 and 911. Calls will be completed to Voice DA (NPA+555-1212 or 555-1212) when FGD switching is combined with Voice DA Switching. The combination of FGD Switched Access Service with Voice DA Service is provided as set forth in Section 9, following. FGD may not be switched, in the terminating direction, to another Trunkside Switched Access Service except as set forth in 12., following.

## ACCESS SERVICE

## 6. SWITCHED ACCESS SERVICE

## 6.2 PROVISION AND DESCRIPTION OF SWITCHED ACCESS SERVICE

## 6.2.4 FEATURE GROUP D (FGD)

## A. Description (Cont'd)

6. The Company will establish a trunk group or groups for the customer at end office switches or access tandem switches where FGD switching is provided. When required by technical limitations, or in the case of *SWITCHNET 56*, a separate trunk group will be established for each type of FGD switching arrangement provided. Different types of FGD or other switching arrangements may be combined in a single trunk group at the option of the Company.
7. The uniform access code for FGD switching is 101XXXX. Uniform access codes will be the assigned access numbers of all FGD access provided to the customer by the Company. No access code is required for calls to a customer over FGD Switched Access Service when the end user's telephone exchange service is arranged for Interexchange Carrier (IC) Subscription as set forth in Section 13, following.

When no access code is required, the number dialed by the customer's end user shall be a 7- or 10- digit number after dialing the prefix 0 or 1 for calls in the North American Numbering Plan (NANP). For calls outside the NANP, and, if the end office is technically equipped for International Direct Distance Dialing (IDDD), a 7- to 15- digit number may be dialed after dialing the prefix 011 or 01.

When the 101XXXX access code is used, FGD switching also provides for dialing the digit 0 or 00 for access to the customer's operator, 911 for access to the Company's emergency reporting service, or at the customer's option, the end-of-dialing digit (#) for cut-through access to the customer's premises.

8. When *SWITCHNET 56* is provided with FGD, the standard FGD dialing pattern is used. This dialing pattern may vary according to the technology implemented in each specific Company end office and/or access tandem (i.e., in the originating direction, dialing #56 may be required dependent upon the switching technology.)
9. FGD switching will be arranged to accept calls from telephone exchange service locations without the need for dialing a 101XXXX uniform access code. Each telephone exchange service line may be marked with an IC Subscription code to identify the 101XXXX uniform access code its calls will be directed to for interLATA service. IC Subscription codes are applied as set forth in Section 13, following.

## ACCESS SERVICE

## 6. SWITCHED ACCESS SERVICE

## 6.2 PROVISION AND DESCRIPTION OF SWITCHED ACCESS SERVICE

## 6.2.4 FEATURE GROUP D (FGD)

## A. Description (Cont'd)

10. The Company will provide 1+ interLATA sent-paid access from end offices to the customer's premises for calls dialed as 1+ and/or 101XXXX 1+ from pay telephones utilizing PAL Service, Smart and Basic, in the following manner.

- a. Smart PAL

For traffic originating from a Smart PAL, the customer to whom such calls are routed shall order FGD trunks from end offices to the customer's premises via direct trunks or via Operator Access Tandems, with the Operator Trunk-Full Feature type of transport termination, as set forth in 6.3.2, following. The trunks must be dedicated, and the customer shall specify the number of trunks required at each end office from which the customer will receive 1+ sent-paid traffic.

The customer is responsible for providing all other operator services signaling capabilities, as described in the Operator Services Systems Generic Requirements (OSSGR) Technical Reference FR-271 and the LATA Switching Systems Generic Requirements (LSSGR) Technical Reference FR-64.

When the Company provides Operator Services Signaling (OSS) between an Operator Access Tandem and the customer's premises, the customer will be required to order a separate and final trunk group from the Operator Access Tandem to the customer's premises for each Numbering Plan Area (NPA) within a LATA to identify the originating NPA. Also, the customer must order a separate trunk group for each type of coin control signaling that is utilized among the end offices subtending an Operator Access Tandem.

The Company will not block 101XXXX 1+ calls and will route 101XXXX 1+ interLATA sent-paid traffic in accordance to the end user request. It will be the responsibility of the 101XXXX 1+ dialed carrier to complete the 101XXXX 1+ interLATA sent-paid call or to provide a recorded message to the end user.



## ACCESS SERVICE

## 6. SWITCHED ACCESS SERVICE

## 6.2 PROVISION AND DESCRIPTION OF SWITCHED ACCESS SERVICE

## 6.2.4 FEATURE GROUP D (FGD)

## A. Description.

## 10.a. (Cont'd)

The Company will perform normal acceptance testing for sent-paid services for Smart PALs. In addition, the Company will perform testing for coin control and Operator Trunk-Full Feature (i.e., coin collect, coin return, 1+ person-to-person, operator recall, overtime, international direct distance dialing, and information calls). Test tapes must be received from the customer that will be processing the 1+ interLATA sent-paid traffic 45 days prior to the routing of said 1+ traffic to that customer. The Company will provide optional testing, at the request of the customer, as set forth in Section 13, following.

## b. Basic PAL

For traffic originating from a Basic PAL, the Company shall provide 1+ interLATA sent-paid access from end offices to the customer's premises via FGD trunks. For traffic originating from a Basic PAL dialed as 1+ and/or 101XXXX 1+, the customer to whom such calls are routed shall order or have existing FGD trunks with ANI optional feature, as set forth in 6.3.1, following.

11. When a customer has had FGB access in an end office and subsequently replaces the FGB access with FGD access, at the mutual agreement of the customer and the Company, the Company will, for a period of 90 days after the installation of the FGD access service (unless the customer requests a shorter period), direct calls dialed by the customer's end users using the customer's previous FGB access code to the customer's FGD access service. The customer must be prepared to handle normally dialed FGD calls as well as calls dialed with the FGB access code which requires the customer to receive additional address signaling from the end user. The customer must be prepared to handle both the FGB and FGD signaling on the same trunks. Such calls will be rated as FGD.

Should the customer desire to maintain the routing of their FGB access code to their FGD access service past 90 days after the installation of FGD access service, the optional feature of 950 on FGD as set forth in 6.3.1, following, must be ordered.

**ACCESS SERVICE**

**6. SWITCHED ACCESS SERVICE**

**6.2 PROVISION AND DESCRIPTION OF SWITCHED ACCESS SERVICE**

**6.2.4 FEATURE GROUP D (FGD)**

**A. Description (Cont'd)**

12. When FGD Service is provided for the origination of traffic from a Telecommunications Relay Service (TRS) provider to a 101XXXX carrier as set forth in 13.14, following, the service shall be provided in the following manner.

The TRS provider shall order an EF from their premises to their SWC and the associated functionally equivalent one-way originating FGD Service to the access tandem. The TRS provider must forward the 10-digit calling party's Automatic Number Identification (ANI), the TRS ANIii digits, the 10-digit called number and the specified interexchange carrier's Carrier Identification Code (CIC).

The Company shall switch the TRS originating traffic through the tandem to the FGD trunks of the interstate 101XXXX carrier.

The 101XXXX carrier shall order regular FGD originating Switched Access Service as set forth in this section to the access tandem that serves the TRS provider.

Rate regulations are set forth in 13.14, following.

ACCESS SERVICE

6. SWITCHED ACCESS SERVICE

6.2 PROVISION AND DESCRIPTION OF SWITCHED ACCESS SERVICE

6.2.4 FEATURE GROUP D (FGD) (Cont'd)

B. Optional Features

1. Switched Transport Optional Features

- Supervisory Signaling
- Multiple POP Tandem Sectorization (MPTS)
- Self Healing Alternate Route Protection (SHARP)

2. Common Switching Optional Features

- Automatic Number Identification
  - Flexible ANI (BSE)
- Cut-Through
- Service Class Routing
- Alternate Traffic Routing
- Trunk Access Limitation
- International Carrier Option
- *SWITCHNET 56* Service
- WATS Access Service (WATS)
- 950 on FGD
- SS7 Out of Band Signaling
- Clear Channel Capability (BSE)

**ACCESS SERVICE**

**6. SWITCHED ACCESS SERVICE**

**6.2 PROVISION AND DESCRIPTION OF SWITCHED ACCESS SERVICE**

**6.2.4 FEATURE GROUP D (FGD)**

**B. Optional Features (Cont'd)**

**3. Transport Termination Optional Features**

- Operator Trunks - (i.e., Coin, Non-Coin or Combined Coin and Non-Coin)
- Operator Trunk-Full Feature

**4. Line Termination Optional Features**

- Answer Supervision for Use With WATS Access Service.

**C. Transmission Performance**

FGD is provided with either Transmission Type A1 or Type B1 performance as follows:

- When routed directly to the end office, Transmission Type B1 is provided.
- When routed to an access tandem, only Transmission Type A1 is provided for both the POT-to-access tandem and access tandem-to-end office trunks.
- Overall POT to end office requirements for FGD provide Transmission Type B1 performance whether routed directly with Transmission Type B1 or via an access tandem with Transmission Type A1.

**ACCESS SERVICE****6. SWITCHED ACCESS SERVICE****6.2 PROVISION AND DESCRIPTION OF SWITCHED ACCESS SERVICE****6.2.4 FEATURE GROUP D (FGD)****C. Transmission Performance (Cont'd)**

Transmission Type B1 performance is provided with Interface Group 1, 2, 6, and 9, as available. Transmission Type A1 performance is provided with Interface Groups 2, 6 and 9, as available.

Voice band data Transmission Type DB1 parameter limits are provided with FGD for the transmission path between the customer's premises and the end office when directly routed to the end office. Voice band data Transmission Type DA1 parameter limits are provided for the transmission path between the customer's premises and the access tandem and between the access tandem and the end office. Voice band data transmission parameter limits are delineated in Technical Reference GR-334-CORE.

**D. Testing Capabilities**

FGD is provided, in the terminating direction where equipment is available, with seven-digit access to balance (100-type) test line, milliwatt (102-type) test line, nonsynchronous or synchronous test line, automatic transmission measuring (105-type) test line, data transmission (107-type) test line, loop around test line, short circuit test line, open circuit test line and non-inverting digital loopback (108-type) test line.

In addition to the tests described in 6.1.5, preceding, which are included with the installation of service, additional Cooperative Acceptance Testing, Automatic Scheduled Testing, Cooperative Scheduled Testing, or Manual Scheduled Testing, and Non-Scheduled Testing, are available for FGD as set forth in Section 13, following.

## ACCESS SERVICE

## 6. SWITCHED ACCESS SERVICE

## 6.2 PROVISION AND DESCRIPTION OF SWITCHED ACCESS SERVICE (Cont'd)

## 6.2.5 CIRCUIT SWITCHED LINESIDE (CSL)

## A. Description

1. Circuit Switched Lineside (CSL) Access, which is available to all customers, provides a line-side termination to Company end office switches for the customer's use in originating communications from and terminating communications to an Interexchange Carrier's interstate service or a customer-provided interstate communications capability. The customer must specify the Interexchange Carrier to which the CSL Service is connected or, in the alternative, specify the means by which the CSL Access communication is transported to another state.
2. CSL is provided in connection with Company electronic and electromechanical end offices. CSL may be transported via a DS3, DS1 or Voice Grade Entrance Facility and via a DS3, DS1 or Voice Grade DTT facility. When the customer orders CSL and Trunkside Access to be transported via the same DTT facility, DS1 to Voice Grade multiplexing equipment is always required at the end office at the rates and charge set forth in 6.8, following. When the customer does not combine CSL and Trunkside Access on the same facility, the Company will provide DS1 to Voice Grade multiplexing equipment at no charge. At the option of the customer, CSL is provided on a single or multiple line group basis and is arranged for originating calling only, terminating calling only, or two-way calling.
3. CSL provides a line-side termination at the first point of switching. The line-side termination will be provided with either ground-start supervisory signaling or loop-start supervisory signaling. The type of signaling is at the option of the customer.
4. The Company shall select the first point of switching, within the selected LATA, at which the line-side termination is to be provided unless the customer requests a different first point of switching and Company facilities and measurement capabilities are available to accommodate such a request.

**ACCESS SERVICE****6. SWITCHED ACCESS SERVICE****6.2 PROVISION AND DESCRIPTION OF SWITCHED ACCESS SERVICE****6.2.5 CIRCUIT SWITCHED LINESIDE (CSL)****A. Description (Cont'd)**

5. A seven-digit local telephone number assigned by the Company is provided for access to CSL switching in the originating direction. The seven-digit local telephone number will be associated with the selected end office switch and is in the form NXX-XXXX.

If the customer requests a specific seven-digit telephone number that is not currently assigned, and the Company can, with reasonable effort, comply with that request, the requested number will be assigned to the customer.

6. CSL switching, when used in the terminating direction, is arranged with dial-tone start-dial signaling and dial-pulse address signaling. When used in the terminating direction, CSL switching may, at the option of the customer, be arranged for dual-tone multifrequency (DTMF) address signaling, subject to the availability of the equipment at the first point of switching. When CSL switching is provided in a hunt group or uniform call distribution arrangement, all CSL switching will be arranged for the same type of address signaling.
7. No address signaling is provided by the Company when CSL switching is used in the originating direction. Address signaling in such cases, if required by the customer, must be provided by the customer's end user using inband-tone signaling techniques. Such inband-tone address signals will not be regenerated by the Company and will be subject to the ordinary transmission capabilities of the Switched Transport provided.

**ACCESS SERVICE**

**6. SWITCHED ACCESS SERVICE**

**6.2 PROVISION AND DESCRIPTION OF SWITCHED ACCESS SERVICE**

**6.2.5 CIRCUIT SWITCHED LINESIDE (CSL)**

**A. Description (Cont'd)**

8. CSL switching, when used in the terminating direction, may be used to access valid NXX codes in the LATA, local operator service (0- and 0+), Voice DA (411 or 555-1212, whichever is available), emergency reporting service (911, where available), exchange telephone repair (611, where available), community information services of an information service provider, and other customers' services (by dialing the appropriate digits). Charges for CSL terminating calls requiring operator assistance, or calls to 611 or 911, will only apply where sufficient call details are available. Additional non-access charges will also be billed on a separate account for:
  - a. an operator surcharge, as set forth in the general and/or local exchange tariffs, for local operator assistance (0- and 0+) calls,
  - b. calls to certain community information services in accordance with the Information Provider's applicable service rates when the Company performs the billing function for the Information Provider,
  - c. calls from an CSL line to another customer's service in accordance with that customer's applicable service rates when the Company performs the billing function for that customer.
9. CSL calls terminating outside of the dial tone office are assessed Tandem Transmission rates in addition to the applicable Switched Access rates when calls are terminated within the dial tone office. Tandem Transmission mileage measurement is described in 6.7.11, following.



**ACCESS SERVICE**

**6. SWITCHED ACCESS SERVICE**

**6.2 PROVISION AND DESCRIPTION OF SWITCHED ACCESS SERVICE**

**6.2.5 CIRCUIT SWITCHED LINESIDE (CSL)**

**A. Description (Cont'd)**

10. CSL calls to Voice DA (411 or 555-1212, whichever is available), are subject to the Voice DA Service Call rate as set forth in 9.6.1.A., following, and are not subject to Switched Access rates as set forth in this section.
11. When an CSL switching arrangement for an individual customer (a single line or entire hunt group) is discontinued at an end office, an intercept announcement is provided. This arrangement provides, for a limited period of time, an announcement that the service associated with the number dialed has been disconnected.
12. Use of certain optional features and BSEs, available in B., following, may result in additional usage.

**ACCESS SERVICE**

**6. SWITCHED ACCESS SERVICE**

**6.2 PROVISION AND DESCRIPTION OF SWITCHED ACCESS SERVICE**

**6.2.5 CIRCUIT SWITCHED LINESIDE (CSL) (Cont'd)**

**B. Optional Features and BSEs**

1. Switched Transport Optional Features and BSEs.
  - Supervisory Signaling
  - Customer Specified Entry Switch Receive Level
2. Common Switching Optional Features and BSEs.
  - Call Denial
  - Service Code Denial
  - Hunt Group Arrangement (BSE)
  - Uniform Call Distribution Arrangement (BSE)
  - Nonhunting Number for Use with Hunt Group Arrangement or Uniform Call Distribution Arrangement
  - WATS Access Service
  - InterLATA Toll Denial
  - Call Transfer (BSE)
  - Three-Way Calling (BSE)
  - Caller Identification - Number (BSE)
  - Caller Identification - Bulk (BSE)

**ACCESS SERVICE**

**6. SWITCHED ACCESS SERVICE**

**6.2 PROVISION AND DESCRIPTION OF SWITCHED ACCESS SERVICE**

**6.2.5 CIRCUIT SWITCHED LINESIDE (CSL)**

**B. Optional Features and BSEs**

**2. Common Switching Optional Features and BSEs. (Cont'd)**

- Message Delivery Service (BSE)
- Message Delivery Service - Interoffice (BSE)
- Make Busy (BSE)
- Call Forwarding Variable (BSE)
- Queuing for Use With UCD (BSE)

**3. Transport Termination Optional Features**

- Two-way operation with dial-pulse address signaling and loop-start supervisory signaling
- Two-way operation with dial-pulse address signaling and ground-start supervisory signaling
- Two-way operation with dual-tone multifrequency address signaling and loop-start supervisory signaling
- Two-way operation with dual-tone multifrequency address signaling and ground-start supervisory signaling
- Terminating operation with dial-pulse address signaling and loop-start supervisory signaling
- Terminating operation with dial-pulse address signaling and ground-start supervisory signaling
- Terminating operation with dual-tone multifrequency address signaling and loop-start supervisory signaling
- Terminating operation with dual-tone multifrequency address signaling and ground-start supervisory signaling
- Originating operation with loop-start supervisory signaling
- Originating operation with ground-start supervisory signaling

**ACCESS SERVICE**

**6. SWITCHED ACCESS SERVICE**

**6.2 PROVISION AND DESCRIPTION OF SWITCHED ACCESS SERVICE**

**6.2.5 CIRCUIT SWITCHED LINESIDE (CSL)**

B. Optional Features and BSEs (Cont'd)

4. Line Termination Optional Features and BSEs

- Answer Supervision - Lineside (BSE)

5. Certain other features which may be available in connection with CSL are provided under the Telephone Company's state access tariff and/or local exchange service tariff. These are:

- Custom Calling Features (excluding Three-Way Calling, Call Transfer, Caller Identification - Number and Call Forwarding Variable)
- *MARKET EXPANSION LINE*
- Bill Number Screening
- IntraLATA extensions
- Open Switching Interval Protection (OSIP)
- Message Waiting Indication - Audible

## ACCESS SERVICE

## 6. SWITCHED ACCESS SERVICE

## 6.2 PROVISION AND DESCRIPTION OF SWITCHED ACCESS SERVICE

## 6.2.5 CIRCUIT SWITCHED LINESIDE (CSL) (Cont'd)

## C. Transmission Performance

CSL is provided with either Transmission Type B or Type C performance. The standard parameter limits associated with these Transmission Types are guaranteed to the first point of switching. Transmission Type C performance is provided with Interface Group 1 and Transmission Type B is provided with Interface Groups 2, 6 and 9, as available. Voice band Data Transmission Type DB parameter limits are provided with CSL to the first point of switching as delineated in Technical Reference GR-334-CORE.

## D. Testing Capabilities

CSL is provided, in the terminating direction where equipment is available, with seven-digit access to balance (100-type) test line and milliwatt (102-Type) test line. In addition to the tests described in 6.1.5, preceding, which are included with the installation of service, additional Cooperative Acceptance Testing and Non-Scheduled Testing are available as set forth in Section 13, following.

**ACCESS SERVICE****6. SWITCHED ACCESS SERVICE****6.2 PROVISION AND DESCRIPTION OF SWITCHED ACCESS SERVICE (Cont'd)****6.2.6 CIRCUIT SWITCHED TRUNKSIDE**

Circuit Switched Trunkside (CST) Access provides Trunkside Access to Company end office switches, either directly via DTT or through a Company designated Switched Access Service tandem switch via TST.

CST Access is provided by three different options. These are differentiated by their technical characteristics, e.g., the manner in which an end user accesses them in originating calls. The options are offered as:

- Circuit Switched Trunkside - Option 1 (CST1)
- Circuit Switched Trunkside - Option 2 (CST2)
- Circuit Switched Trunkside - Option 3 (CST3)

The options are provided as set forth in A., B. and C., following.

**A. Circuit Switched Trunkside - Option 1****1. Description**

- a. Circuit Switched Trunkside - Option 1 (CST1) Access, which is available to all customers, provides a trunk-side termination to Company end office switches for the customer's use in originating communications from and terminating communications to an Interexchange Carrier's interstate service or a customer-provided interstate communications capability. The customer must specify the Interexchange Carrier to which the CST1 Service is connected or, in the alternative, specify the means by which CST1 Access communication is transported to another state.

**ACCESS SERVICE****6. SWITCHED ACCESS SERVICE****6.2 PROVISION AND DESCRIPTION OF SWITCHED ACCESS SERVICE****6.2.6 CIRCUIT SWITCHED TRUNKSIDE****A. Circuit Switched Trunkside - Option 1****1. Description (Cont'd)**

- b. CST1, when directly routed to an end office via DTT is provided at appropriately equipped Company electronic end office switches. When provided via Company-designated electronic access tandem switches via TST, CST1 switching is provided at Company electronic and electromechanical end office switches.
- c. When CST1 service is directly routed to an end office, the Switched Transport configuration is composed of an Entrance Facility and a DTT facility to an end office. When CST1 is switched through an access tandem, the Switched Transport configuration is composed of an Entrance Facility, a DTT facility between the SWC and the access tandem and TST from the access tandem to the end offices subtending the access tandem. Multiplexing options are described in 6.1.2, preceding.
- d. CST1 is provided as a trunk-side termination through the use of end office or access tandem switch trunk equipment. The switch trunk equipment is provided with wink-start start-pulsing signals and answer-disconnect supervisory signals.
- e. CST1 switching is provided with multifrequency (MF) address signaling in both the originating and terminating directions. Address signals and address information required by the customer in the originating direction must be provided by the customer's end user using inband-tone signaling techniques except for switching that has automatic number identification (ANI) or rotary dial station signaling. Such inband-tone address signals will not be regenerated by the Company and will be subject to the ordinary transmission capabilities of the Switched Transport provided.

**ACCESS SERVICE****6. SWITCHED ACCESS SERVICE****6.2 PROVISION AND DESCRIPTION OF SWITCHED ACCESS SERVICE****6.2.6 CIRCUIT SWITCHED TRUNKSIDE****A. Circuit Switched Trunkside - Option 1****1. Description (Cont'd)**

- f. The access code for non-8XX CST1 Access Service switching is a uniform access code. The form of the uniform access code is 950-XXXX or 1 + 950-XXXX for carriers. These uniform access codes will be the assigned access numbers of all non-8XX CST1 Access Service provided to the customer by the Company. No access code is required for CST1 switching used to provide 800 DB Access Service. The telephone number dialed by the customer's end users is of the form 1+8XX+NXX-XXXX.
- g. CST1 switching, when used in the terminating direction, may be used to access valid NXX codes in the LATA, community information services of an information service provider, and other customers' services (by dialing the appropriate digits). When CST1 is directly routed to an end office via DTT, only those valid NXX codes served by that end office may be accessed. When CST1 is routed through an access tandem, only those valid NXX codes served by end offices subtending the access tandem may be accessed. Additional non-access charges will also be billed for calls from an CST1 trunk to another customer's service in accordance with that customer's applicable service rates when the Company performs the billing function for that customer. Calls in the terminating direction will not be completed to 101XXXX, 950-XXXX (or 1 + 950-XXXX) access codes, local operator assistance (0- and 0+), Voice DA (411 or 555-1212, where available) and service codes 611 and 911. Calls will be completed to Voice DA (NPA+555-1212 or 555-1212) when CST1 Switching is combined with Voice DA Switching. The combination of CST1 Switched Access Service with Voice DA Service is provided as set forth in Section 9, following. CST1 may not be switched, in the terminating direction, to another Trunkside Switched Access Service.



**ACCESS SERVICE**

**6. SWITCHED ACCESS SERVICE**

**6.2 PROVISION AND DESCRIPTION OF SWITCHED ACCESS SERVICE**

**6.2.6 CIRCUIT SWITCHED TRUNKSIDE**

**A. Circuit Switched Trunkside - Option 1**

**1. Description (Cont'd)**

- h. The Telephone Company will establish a trunk group or groups for the customer at end office switches or access tandem switches where CST1 switching is provided. When required by technical limitations, a separate trunk group will be established for each type of CST1 switching arrangement provided. Different types of CST1 or other switching arrangements may be combined in a single trunk group at the option of the Telephone Company.
- i. When all CST1 switching arrangements are discontinued at an end office and/or in a LATA, an intercept announcement is provided. This arrangement provides, for a limited period of time, an announcement that the service associated with the number dialed has been disconnected.

**2. Optional Features and BSEs**

**a. Switched Transport Optional Features**

- Customer Specification of Local Transport Termination
- Supervisory Signaling
- Customer Specified Entry Switch Receive Level
- Self Healing Alternate Route Protection (SHARP)

**ACCESS SERVICE**

**6. SWITCHED ACCESS SERVICE**

**6.2 PROVISION AND DESCRIPTION OF SWITCHED ACCESS SERVICE**

**6.2.6 CIRCUIT SWITCHED TRUNKSIDE**

**A. Circuit Switched Trunkside - Option 1**

**2. Optional Features and BSEs (Cont'd)**

**b. Common Switching Optional Features and BSEs**

- Automatic Number Identification (BSE)
- Up to 7-digit Outpulsing of Access Digits to customer
- Alternate Traffic Routing (BSE)
- WATS Access Service (WATS)

**c. Line Termination Optional Features**

- Answer supervision for use with WATS Access Service

**d. Another feature, Bill Number Screening, which may be available in connection with CST1, is provided under the Company's state access tariff and/or local exchange service tariffs.**

**3. Transmission Performance**

CST1 is provided with Transmission Type B1 performance. Transmission Type B1 standard parameter limits apply to the transmission path routed directly (i.e., between the customer's premises and the end office) and to each segment of an access tandem connection. Transmission Type B1 performance is provided with Interface Group 1, 2, 6 and 9, as available. Voice band data Transmission Type DB1 parameter limits are provided with CST1 when routed directly and to each segment of an access tandem connection as delineated in Technical Reference GR-334-CORE.

**ACCESS SERVICE****6. SWITCHED ACCESS SERVICE****6.2 PROVISION AND DESCRIPTION OF SWITCHED ACCESS SERVICE****6.2.6 CIRCUIT SWITCHED TRUNKSIDE****A. Circuit Switched Trunkside - Option 1 (Cont'd)****4. Testing Capabilities**

CST1 is provided, in the terminating direction where equipment is available, with seven-digit access to balance (100-type) test line, milliwatt (102-type) test line, nonsynchronous or synchronous test line, automatic transmission measuring (105-type) test line, data transmission (107-type) test line, loop around test line, short circuit test line and open circuit test line. In addition to the tests described in 6.1.5, preceding, which are included with the installation of service, additional Cooperative Acceptance Testing, Automatic Scheduled Testing, Cooperative Scheduled Testing, Manual Scheduled Testing and Non-Scheduled Testing are available as set forth in Section 13, following.

**B. Circuit Switched Trunkside - Option 2****1. Description**

- a. Circuit Switched Trunkside - Option 2 (CST2) Access, which is available only to providers of MTS and WATS, provides a trunk-side termination to Company end office switches for the customer's use in originating and terminating communications.
- b. CST2 is provided at all Company end office switches whether routed directly to an end office or via Company-designated access tandem switches. CST2 switching is provided to the customer (i.e., providers of MTS and WATS) at an end office switch unless CST3 end office switching is provided in the same office. When CST3 switching is available, CST2 switching will not be provided.
- c. When CST2 service is directly routed to an end office, the Switched Transport configuration is composed of an Entrance Facility and a DTT facility to an end office. When CST2 is switched through an access tandem, the Switched Transport configuration is composed of an Entrance Facility, a DTT facility between the SWC and the access tandem and TST from the access tandem to the end offices subtending the access tandem. Multiplexing options are described in 6.1.2, preceding.

**ACCESS SERVICE****6. SWITCHED ACCESS SERVICE****6.2 PROVISION AND DESCRIPTION OF SWITCHED ACCESS SERVICE****6.2.6 CIRCUIT SWITCHED TRUNKSIDE****B. Circuit Switched Trunkside - Option 2****1. Description (Cont'd)**

- d. CST2 is provided as a trunk-side termination through the use of end office or access tandem switch trunk equipment. The switch trunk equipment is provided with answer and disconnect supervisory signaling. Wink-start, start-pulsing signals are provided in all offices where available. In those offices where wink-start start-pulsing signals are not available, delay-dial start-pulse signaling is provided or immediate dial-pulse address signaling may be provided which allows dial pulses to be forwarded without a start-pulsing signal from the terminating office.
- e. CST2 is provided with multifrequency (MF) address signaling except in certain electromechanical end office switches where multifrequency signaling is not available. In such switches, the address signaling will be dial-pulse, or immediate dial pulse, whichever is available. Up to 12-digits of the called party number will be forwarded by Company equipment to the customer's premises. Such called party number signals will be subject to the ordinary transmission capabilities of the Switched Transport provided.
- f. No access code is required for CST2 switching. For calls in the North American Numbering Plan (NANP), a 7- or 10- digit number may be dialed by the customer's end user after dialing the prefix 0 or 1. For calls outside the NANP, and, if the end office is technically equipped for International Direct Distance Dialing (IDDD), a 7- to 15- digit number may be dialed after dialing the prefix 011 or 01.

**ACCESS SERVICE****6. SWITCHED ACCESS SERVICE****6.2 PROVISION AND DESCRIPTION OF SWITCHED ACCESS SERVICE****6.2.6 CIRCUIT SWITCHED TRUNKSIDE****B. Circuit Switched Trunkside - Option 2****1. Description (Cont'd)**

- g. CST2 switching, when used in the terminating direction, may be used to access valid NXX codes in the LATA, community information services of an information provider, and other customers' services (by dialing the appropriate codes) when the services can be reached using valid NXX codes. When CST2 is directly routed to an end office via DTT, only those valid NXX codes served by that office may be accessed. When CST2 is routed through an access tandem, only those valid NXX codes served by offices subtending the access tandem may be accessed.

Additional non-access charges will also be billed for calls from a CST2 trunk to another customer's service in accordance with that customer's applicable service rates when the Company performs the billing function for that customer. Calls in the terminating direction will not be completed to 101XXXX, 950-XXXX (or 1 + 950-XXXX) access codes, local operator assistance (0-and 0+), Voice DA (411 or 555-1212) and service codes 611 and 911. Calls will be completed to Voice DA (NPA+555-1212 or 555-1212) when CST2 switching is combined with Voice DA switching. The combination of CST2 Switched Access Service with Voice DA Service is provided as set forth in Section 9, following. CST2 may not be switched, in the terminating direction, to another Trunkside Switched Access Service.

- h. The Company will establish a trunk group or groups for the customer at end office switches or access tandem switches where CST2 switching is provided. When required by technical limitations, a separate trunk group will be established for each type of CST2 switching arrangement provided. Different types of CST2 or other switching arrangements may be combined in a single trunk group at the option of the Company.

## ACCESS SERVICE

## 6. SWITCHED ACCESS SERVICE

## 6.2 PROVISION AND DESCRIPTION OF SWITCHED ACCESS SERVICES

## 6.2.6 CIRCUIT SWITCHED TRUNKSIDE

## B. Circuit Switched Trunkside - Option 2

## 1. Description (Cont'd)

- i. The Company will provide 1+ interLATA sent-paid access from pay telephones utilizing Smart Public Access Lines via CST2 for calls dialed as 1+ and/or 101XXXX 1+ in the following manner. 1+ interLATA sent-paid access from pay telephones utilizing Basic Public Access Line Service shall be provided by FGD or CST3.

## (1) Smart PAL

For traffic originating from a Smart PAL, the customer to whom such calls are routed shall order CST2 trunks from end offices to the customer's premises via direct trunks or via Operator Access Tandems, with the Operator Trunk-Full Feature type of transport termination, as set forth in 6.3.2, following. The trunks must be dedicated, and the customer shall specify the number of trunks required at each end office from which the customer will receive 1+ sent-paid traffic.

The customer is responsible for providing all other operator services signaling capabilities, as described in the Operator Services Systems Generic Requirements (OSSGR) Technical Reference FR-271 and the LATA Switching Systems Generic Requirements (LSSGR) Technical Reference FR-64.

When the Company provides Operator Services Signaling (OSS) between an Operator Access Tandem and the customer's premises, the customer will be required to order a separate and final trunk group from the Operator Access Tandem to the customer's premises for each Numbering Plan Area (NPA) within a LATA to identify the originating NPA. Also, the customer must order a separate trunk group for each type of coin control signaling that is utilized among the end offices subtending an Operator Access Tandem.

The Company will not block 101XXXX 1+ calls and will route 101XXXX 1+ interLATA sent-paid traffic in accordance to the end user request. It will be the responsibility of the 101XXXX 1+ dialed carrier to complete the casual 101XXXX 1+ interLATA sent-paid call or to provide a recorded message to the end user.

**ACCESS SERVICE****6. SWITCHED ACCESS SERVICE****6.2 PROVISION AND DESCRIPTION OF SWITCHED ACCESS SERVICES****6.2.6 CIRCUIT SWITCHED TRUNKSIDE****B. Circuit Switched Trunkside - Option 2****1. Description****i.(1) (Cont'd)**

The Company will perform normal acceptance testing for sent-paid services for Smart PALs. In addition, the Company will perform testing for coin control and Operator Trunk-Full Feature (i.e., coin collect, coin return, 1+ person-to-person, operator recall, overtime, international direct distance dialing, and information calls). Test tapes must be received from the customer that will be processing the 1+ interLATA sent-paid traffic 45 days prior to the routing of said 1 + traffic to that customer. The Company will provide optional testing, at the request of the customer, as set forth in Section 13, following.

**ACCESS SERVICE**

**6. SWITCHED ACCESS SERVICE**

**6.2 PROVISION AND DESCRIPTION OF SWITCHED ACCESS SERVICE**

**6.2.6 CIRCUIT SWITCHED TRUNKSIDE**

**B. Circuit Switched Trunkside - Option 2 (Cont'd)**

**2. Optional Features and BSEs**

**a. Switched Transport Optional Features**

- Supervisory Signaling
- Multiple POP Tandem Sectorization (MPTS)
- Self Healing Alternate Route Protection (SHARP).

**b. Common Switching Optional Features and BSEs**

- Automatic Number Identification (BSE)
- Delay-Dial Start Pulsing Signaling
- Immediate Dial Pulse Address Signaling
- Dial Pulse Address Signaling
- Service Class Routing
- Alternate Traffic Routing (BSE)
- Trunk Access Limitation
- WATS Access Service (WATS)



**ACCESS SERVICE**

**6. SWITCHED ACCESS SERVICE**

**6.2 PROVISION AND DESCRIPTION OF SWITCHED ACCESS SERVICE**

**6.2.6 CIRCUIT SWITCHED TRUNKSIDE**

**B. Circuit Switched Trunkside - Option 2**

**2. Optional Features and BSEs (Cont'd)**

**c. Transport Termination Optional Features**

Operator Trunks - (i.e., Coin, Non-Coin or Combined Coin and Non-Coin)

**d. Line Termination Optional Features and BSEs**

- Answer Supervision for Use With WATS Access Service.

**3. Transmission Performance**

CST2 is provided with Transmission Type B1 performance. Transmission Type B1 standard parameter limits apply to the transmission path routed directly (i.e., between the customer's premises and the end office) and to each segment of an access tandem connection. Transmission Type B1 performance is provided with Interface Group 1, 2, 6 and 9, as available. Voice band data Transmission Type DB1 parameter limits are provided with CST2 when directly routed and to each segment of an access tandem connection as delineated in Technical Reference GR-334-CORE.

**ACCESS SERVICE****6. SWITCHED ACCESS SERVICE****6.2 PROVISION AND DESCRIPTION OF SWITCHED ACCESS SERVICE****6.2.6 CIRCUIT SWITCHED TRUNKSIDE****B. Circuit Switched Trunkside - Option 2 (Cont'd)****4. Testing Capabilities**

CST2 is provided, in the terminating direction where equipment is available, with seven-digit access to balance (100-type) test line, milliwatt (102-type) test line, nonsynchronous or synchronous test line, automatic transmission measuring (105-type) test line, data transmission (107-type) test line, loop around test line, short circuit test line and open circuit test line. In addition to the tests described in 6.1.5, preceding, which are included with the installation of service, additional Cooperative Acceptance Testing, Automatic Scheduled Testing, Cooperative Scheduled Testing or Manual Scheduled Testing, and Non-Scheduled Testing are available as set forth in Section 13, following, for CST2.

**C. Circuit Switched Trunkside - Option 3****1. Description**

- a. Circuit Switched Trunkside - Option 3 (CST3) is provided at Company-designated end office switches whether routed directly to an end office or via Company-designated electronic access tandem switches. CST3 is also provided at Company end office switches that subtend a TSP's premises when the DTT facility is equipped with TSI.
- b. CST3, which is available to all customers, provides a trunk-side termination through the use of end office or access tandem switch trunk equipment. Wink-start, start-pulsing and answer-supervisory signaling are sent by the terminating office. Disconnect-supervisory signaling is sent from the originating or terminating office. When CST3 uses SS7 out of band signaling, no signaling will be done via the message channel.

**ACCESS SERVICE****6. SWITCHED ACCESS SERVICE****6.2 PROVISION AND DESCRIPTION OF SWITCHED ACCESS SERVICE****6.2.6 CIRCUIT SWITCHED TRUNKSIDE****C. Circuit Switched Trunkside - Option 3****1. Description (Cont'd)**

- c. When CST3 service is directly routed to an end office, the Switched Transport configuration is composed of an Entrance Facility and a DTT facility to an end office. When CST3 is switched through an access tandem, the Switched Transport configuration is composed of an Entrance Facility, a DTT facility between the SWC and the access tandem and TST from the access tandem to the end offices subtending the access tandem. Multiplexing options are described in 6.1.2, preceding.
- d. CST3 switching is provided with multifrequency address signaling or SS7 out of band signaling. With multifrequency address signaling, up to 12 digits of the called party number dialed by the customer's end user using dual tone multifrequency or dial pulse address signals will be provided by Telephone Company equipment to the customer's premises where the Switched Access Service terminates. Such address signals will be subject to the ordinary transmission capabilities of the Switched Transport provided. With SS7 out of band signaling, up to 12 digits of the called party number dialed by the customer's end user using dual tone multifrequency or dial pulse address signals is provided by the Company equipment to the customer's designated premises via CCSAC links. SS7 out of band signaling requires the customer to order the SS7 out of band signaling optional feature, as set forth in 6.3, following, and CCSAC Service as set forth Section 20, following.
- e. CST3 switching, when used in the terminating direction, may be used to access valid NXXs in the LATA, community information services of an information service provider, and other customer services (by dialing the appropriate codes) when such services can be reached using valid NXX codes. When directly routed to an end office via DTT, only those valid NXX codes served by that office may be accessed. When routed through an access tandem, only those valid NXX codes served by end offices subtending the access tandem may be accessed.

Terminating CST3, when tandem routed, may also, at the option of the customer, access valid NXX codes served by offices in which originating CST3 is not available. Rating of this optional service is as set forth in 6.7.1.D.1., following.

## ACCESS SERVICE

## 6. SWITCHED ACCESS SERVICE

## 6.2 PROVISION AND DESCRIPTION OF SWITCHED ACCESS SERVICE

## 6.2.6 CIRCUIT SWITCHED TRUNKSIDE

## C. Circuit Switched Trunkside - Option 3

## 1. Description

## e. (Cont'd)

Additional non-access charges will also be billed for calls from an CST3 trunk to another customer's service in accordance with that customer's applicable service rates when the Company performs the billing function for that customer. Calls in the terminating direction will not be completed to 101XXXX, 950-XXXX (or 1 + 950-XXXX) access codes, local operator assistance (0- and 0+), Voice DA (411 or 555-1212) and service codes 611 and 911. Calls will be completed to Voice DA (NPA+555-1212 or 555-1212) when CST3 switching is combined with Voice DA Switching. The combination of CST3 Switched Access Service with Voice DA Service is provided as set forth in Section 9, following. CST3 may not be switched, in the terminating direction, to another Trunkside Switched Access Service except as set forth in C.1.1., following.

- f. The Company will establish a trunk group or groups for the customer at end office switches or access tandem switches where CST3 switching is provided. When required by technical limitations, or in the case of *SWITCHNET 56*, a separate trunk group will be established for each type of CST3 switching arrangement provided. Different types of CST3 or other switching arrangements may be combined in a single trunk group at the option of the Company.
- g. The uniform access code for CST3 switching is 101XXXX. The Company assigns uniform access codes for all CST3 access provided to the customer. No access code is required for calls to a customer over CST3 Switched Access Service when the end user's telephone exchange service is arranged for IC Subscription as set forth in Section 13, following.

When no access code is required, the number dialed by the customer's end user shall be a 7- or 10- digit number after dialing the prefix 0 or 1 for calls in the North American Numbering Plan (NANP). For calls outside the NANP, and, if the end office is technically equipped for International Direct Distance Dialing (IDDD), a 7- to 15- digit number may be dialed after dialing the prefix 011 or 01.

## ACCESS SERVICE

## 6. SWITCHED ACCESS SERVICE

## 6.2 PROVISION AND DESCRIPTION OF SWITCHED ACCESS SERVICE

## 6.2.6 CIRCUIT SWITCHED TRUNKSIDE

## C. Circuit Switched Trunkside - Option 3

## 1. Description

## g. (Cont'd)

When the 101XXXX uniform access code is used, CST3 switching also provides for dialing the digit 0 or 00 for access to the customer's operator, 911 for access to the Company's emergency reporting service, or at the customer's option, the end-of-dialing digit (#) for cut-through access to the customer's premises.

- h. When *SWITCHNET 56* is provided with CST3, the standard CST3 dialing pattern is used. This dialing pattern may vary according to the technology implemented in each specific Company end office and/or access tandem (i.e., in the originating direction, dialing #56 may be required dependent upon the switching technology.)
- i. CST3 switching will be arranged to accept calls from telephone exchange service locations without the need for dialing a 101XXXX uniform access code. Each telephone exchange service line may be marked with an IC Subscription code to identify the 101XXXX uniform access code its calls will be directed to for interLATA service. IC Subscription codes are applied as set forth in Section 13, following.
- j. The Company will provide 1+ interLATA sent-paid access from end offices to the customer's premises for calls dialed as 1+ and/or 101XXXX 1+ from pay telephones utilizing PAL Service, Smart and Basic, in the following manner.

## (1) Smart PAL

For traffic originating from a Smart PAL, the customer to whom such calls are routed shall order CST3 trunks from end offices to the customer's premises via direct trunks or via Operator Access Tandems, with the Operator Trunk-Full Feature type of transport termination, as set forth in 6.3.2, following. The trunks must be dedicated, and the customer shall specify the number of trunks required at each end office from which the customer will receive 1 + sent-paid traffic.

The customer is responsible for providing all other operator services signaling capabilities, as described in the Operator Services Systems Generic Requirements (OSSGR) Technical Reference FR-271 and the LATA Switching Systems Generic Requirements (LSSGR) Technical Reference FR-64.

## ACCESS SERVICE

## 6. SWITCHED ACCESS SERVICE

## 6.2 PROVISION AND DESCRIPTION OF SWITCHED ACCESS SERVICE

## 6.2.6 CIRCUIT SWITCHED TRUNKSIDE

## C. Circuit Switched Trunkside - Option 3

## 1. Description

## j.(1) (Cont'd)

When the Company provides Operator Services Signaling (OSS) between an Operator Access Tandem and the customer's premises, the customer will be required to order a separate and final trunk group from the Operator Access Tandem to the customer's premises for each Numbering Plan Area (NPA) within a LATA to identify the originating NPA. Also, the customer must order a separate trunk group for each type of coin control signaling that is utilized among the end offices subtending an Operator Access Tandem.

The Company will not block 101XXXX 1+ calls and will route 101XXXX 1+ interLATA sent-paid traffic in accordance to the end user request. It will be the responsibility of the 101XXXX 1+ dialed carrier to complete the casual 101XXXX 1+ interLATA sent-paid call or to provide a recorded message to the end user.

The Company will perform normal acceptance testing for sent-paid services for Smart PALs. In addition, the Company will perform testing for coin control and Operator Trunk-Full Feature (i.e., coin collect, coin return, 1+ person-to-person, operator recall, overtime, international direct distance dialing, and information calls). Test tapes must be received from the customer that will be processing the 1+ interLATA sent-paid traffic 45 days prior to the routing of said 1 + traffic to that customer. The Company will provide optional testing, at the request of the customer, as set forth in Section 13, following.

## (2) Basic PAL

For traffic originating from a Basic PAL, the Company shall provide 1+ interLATA sent-paid access from end offices to the customer's premises via CST3 trunks. For traffic originating from a Basic PAL dialed as 1+ and/or 101XXXX 1+, the customer to whom such calls are routed shall order or have existing CST3 trunks with ANI optional feature, as set forth in 6.3.1, following.

**ACCESS SERVICE****6. SWITCHED ACCESS SERVICE****6.2 PROVISION AND DESCRIPTION OF SWITCHED ACCESS SERVICE****6.2.6 CIRCUIT SWITCHED TRUNKSIDE****C. Circuit Switched Trunkside - Option 3****1. Description (Cont'd)**

- k. When a customer has had CST1 access in an end office and subsequently replaces the CST1 access with CST3 access, at the mutual agreement of the customer and the Company, the Company will, for a period of 90 days after the installation of the CST3 access service (unless the customer requests a shorter period), direct calls dialed by the customer's end users using the customer's previous CST1 access code to the customer's CST3 access service. The customer must be prepared to handle normally dialed CST3 calls as well as calls dialed with the CST1 access code which requires the customer to receive additional address signaling from the end user. The customer must be prepared to handle both the CST1 and CST3 signaling on the same trunks. Such calls will be rated as CST3.

Should the customer desire to maintain the routing of their CST1 access code to their CST3 access service past 90 days after the installation of CST3 access service, the optional feature of 950 on CST3 as set forth in 6.3.1, following, must be ordered.

1. When CST3 Service is provided for the origination of traffic from a Telecommunications Relay Service (TRS) provider to a 101XXXX carrier as set forth in 13.14, following, the service shall be provided in the following manner.

The TRS provider shall order an EF from their premises to their SWC and the associated functionally equivalent one-way originating CST3 Service to the access tandem. The TRS provider must forward the 10-digit calling party's Automatic Number Identification (ANI), the TRS ANIii digits, the 10-digit called number and the specified interexchange carrier's Carrier Identification Code (CIC).

The Company shall switch the TRS originating traffic through the tandem to the CST3 trunks of the interstate 101XXXX carrier.

The 101XXXX carrier shall order regular CST3 originating Switched Access Service as set forth in this section to the access tandem that serves the TRS provider.

Rate regulations are set forth in 13.14, following.

ACCESS SERVICE

6. SWITCHED ACCESS SERVICE

6.2 PROVISION AND DESCRIPTION OF SWITCHED ACCESS SERVICE

6.2.6 CIRCUIT SWITCHED TRUNKSIDE

C. Circuit Switched Trunkside - Option 3 (Cont'd)

2. Optional Features and BSEs

a. Switched Transport Optional Features

- Supervisory Signaling
- MPTS
- Self Healing Alternate Route Protection (SHARP)

b. Common Switching Optional Features and BSEs

- Automatic Number Identification (BSE)
  - Flexible ANI (BSE)
- Cut-Through
- Service Class Routing
- Alternate Traffic Routing (BSE)
- Trunk Access Limitation
- International Carrier Option
- *SWITCHNET 56* Service
- WATS Access Service (WATS)
- 950 on CST3
- SS7 Out of Band Signaling
- Clear Channel Capability (BSE)



**ACCESS SERVICE**

**6. SWITCHED ACCESS SERVICE**

**6.2 PROVISION AND DESCRIPTION OF SWITCHED ACCESS SERVICE**

**6.2.6 CIRCUIT SWITCHED TRUNKSIDE**

**C. Circuit Switched Trunkside - Option 3**

**2. Optional Features and BSEs (Cont'd)**

**c. Transport Termination Optional Features**

- Operator Trunks - (i.e., Coin, Non-Coin and Combined Coin or Non-Coin)
- Operator Trunk - Full Feature

**d. Line Termination Optional Features**

- Answer Supervision for Use With WATS Access Service

**3. Transmission Performance**

CST3 is provided with either Transmission Type A1 or Type B1 performance as follows:

- When routed directly to the end office, Transmission Type B1 is provided.
- When routed to an access tandem, only Transmission Type A1 is provided for both the POT-to-access tandem and access tandem-to-end office trunks.
- Overall POT to end office requirements for CST3 provide Transmission Type B1 performance whether routed directly with Transmission Type B1 or via an access tandem with Transmission Type A1.

**ACCESS SERVICE****6. SWITCHED ACCESS SERVICE****6.2 PROVISION AND DESCRIPTION OF SWITCHED ACCESS SERVICE****6.2.6 CIRCUIT SWITCHED TRUNKSIDE**

- C. Circuit Switched Trunkside - Option 3  
3. Transmission Performance (Cont'd)

Transmission Type B1 performance is provided with Interface Group 1, 2, 6, and 9, as available. Transmission Type A1 performance is provided with Interface Groups 2, 6 and 9, as available.

Voice band data Transmission Type DB1 parameter limits are provided with CST3 for the transmission path between the customer's premises and the end office when directly routed to the end office. Voice band data Transmission Type DA1 parameter limits are provided for the transmission path between the customer's premises and the access tandem and between the access tandem and the end office. Voice band data transmission parameter limits are delineated in Technical Reference GR-334-CORE.

4. Testing Capabilities

CST3 is provided, in the terminating direction where equipment is available, with seven-digit access to balance (100-type) test line, milliwatt (102-type) test line, nonsynchronous or synchronous test line, automatic transmission measuring (105-type) test line, data transmission (107-type) test line, loop around test line, short circuit test line, open circuit test line and non-inverting digital loopback (108-type) test line.

In addition to the tests described in 6.1.5, preceding, which are included with the installation of service, additional Cooperative Acceptance Testing, Automatic Scheduled Testing, Cooperative Scheduled Testing, or Manual Scheduled Testing, and Non-Scheduled Testing, are available for CST3 as set forth in Sections 13, following.

## ACCESS SERVICE

## 6. SWITCHED ACCESS SERVICE

## 6.2 PROVISION AND DESCRIPTION OF SWITCHED ACCESS SERVICE (Cont'd)

6.2.7 DIRECT-INWARD-DIAL (*DID*) SWITCHED ACCESS SERVICE

## AVAILABLE IN ID (SPOKANE LATA), OR, WA ONLY

## A. Description

1. *DID* switching is provided as trunkside switching with line treatment via DTT. The switch trunk equipment is provided with wink start start-pulsing signals and answer and disconnect supervisory signaling.
2. *DID* Switched Access Service is provided with Multifrequency (MF), Dual-Tone Multifrequency (DTMF) or Dial-Pulse (DP) address signaling when provided at suitably equipped electronic end offices. No other address signaling is provided by the Company. Additional address signaling, if required by the customer, must be provided by the customer's end user using inband tone signaling techniques. Such inband tone address signals will not be regenerated by the Company and will be subject to the ordinary transmission capabilities of the Switched Transport provided.
3. *DID* switching is only available in the originating direction. *DID* Switched Access Service is not available with a DTT facility equipped with Tandem Signaling Information.
4. The Company will establish a trunk group or groups for the customer at end office switches where *DID* Switched Access Service is provided.
5. *DID* is available as a bundled Switched Access Service or an unbundled basic serving arrangement (BSA). *DID* provided on an unbundled basis is available with the BSE, Called Directory Number Delivery (CDND) as described in 6.3.1, following, at the rates set forth in 6.8.1. The BSA Switched Access *DID* is subject to the LS3 rates and the bundled *DID* Switched Access Service is subject to the LS1 rates as set forth in 6.1.2.B., preceding.

## ACCESS SERVICE

## 6. SWITCHED ACCESS SERVICE

## 6.2 PROVISION AND DESCRIPTION OF SWITCHED ACCESS SERVICE

6.2.7 DIRECT-INWARD-DIAL (*DID*) SWITCHED ACCESS SERVICE (Cont'd)

## B. Optional Features

## 1. Common Switching Optional Features and BSEs

- a. Up to seven-digit outpulsing of called party telephone number to customer (This option is available with bundled *DID* Service only.)
- b. Called Directory Number Delivery-BSE (This option is available with unbundled *DID* Service only.)
- c. MF, DTMF or DP address signaling (These options are available with bundled or unbundled *DID* Service.)
- d. *DID* Trunk Queuing - BSE (This option is available with bundled or unbundled *DID* Service).

2. Other features which may be available in connection with *DID* are provided under the Telephone Company's state and/or local exchange service tariffs. These are:

- a. Billed Number Screening (This option is available with bundled or unbundled *DID* Service.)
- b. Blocks of telephone numbers, originating only (This option is available with bundled or unbundled *DID* Service.)

## C. Transmission Specifications

*DID* is provided with either Type B or Type C Transmission Specifications. The specifications for the associated parameters are guaranteed to the end office. Type C Transmission Specifications are provided with Interface Group 1 and Type B is provided with Interface Groups 2 and 6. Data Transmission Performance Type DB is provided with *DID* to the first point of switching.

## ACCESS SERVICE

## 6. SWITCHED ACCESS SERVICE

## 6.2 PROVISION AND DESCRIPTION OF SWITCHED ACCESS SERVICE

## 6.2.7 DIRECT-INWARD-DIAL (DID) SWITCHED ACCESS SERVICE (Cont'd)

## D. Testing Capabilities

In addition to the tests described in 6.1.5, preceding, which are included with the installation of service, additional Cooperative Acceptance Testing, Automatic Scheduled Testing, Cooperative Scheduled Testing, Manual Scheduled Testing and Non-Scheduled Testing are available as set forth in Section 13, following.

## 6.2.8 800 DATA BASE ACCESS SERVICE

## A. General Description

800 Data Base (800 DB) Access Service is an originating service utilizing Trunkside Access which provides for the forwarding of end user dialed 8XX-NXX-XXXX calls to a customer based on the dialed 8XX number. The basic query includes the 8XX number identification and the appropriate area of service routing for an 800 number based on the geographic origination of the call. The 800 customer may choose to have a call delivered to a single carrier termination or multiple carrier terminations based on a specific LATA, NPA, NPA/NXX, or up to any combination of the same.

800 DB Access Service must be ordered to all end offices in a LATA and provisioned, at a minimum, to all access tandems[1] and operator switches equipped as SSPs within a LATA. If the customer is utilizing another carrier's facilities to meet the LATA-wide minimum requirement, the customer must provide a letter signed by the access customer ordering the 800 DB Service and the partnering carrier indicating LATA-wide coverage. In addition, the provision of 800 DB Access Service requires the customer's direct access to the Service Management System/800 (SMS/800), or as an alternative, the provision of such service by a Responsible Organization in accordance with the Guidelines for 800 Data Base.

When an 8XX call is originated by an end user, the Company will perform the customer identification function based on the dialed digits and the geographic origination of the call to determine the customer location to which the call is to be routed in accordance with SMS/800 information residing in the Company's Service Control Point (SCP).

[1] 800 DB Access Service is not provided via a DTT facility equipped with Tandem Signaling Information.

**ACCESS SERVICE****6. SWITCHED ACCESS SERVICE****6.2 PROVISION AND DESCRIPTION OF SWITCHED ACCESS SERVICE****6.2.8 800 DATA BASE ACCESS SERVICE****A. General Description (Cont'd)**

The customer has the option of having the dialed 8XX number (i.e., 8XX-NXX-XXXX) or the translated Plain Old Telephone Service (POTS) number (i.e., NPA-NXX-XXXX) delivered. If the translated POTS number is delivered, the customer must request the POTS Translation vertical feature through the Responsible Organization as described in B., following. The service provider will be unable to determine that such calls originated as 1+8XX-NXX-XXXX dialed calls unless the customer also orders the Automatic Number Identification (ANI) feature through the Company as described in 6.3.1, following.

800 DB Access Service will be provisioned from the SSP switch as CST3 or Feature Group D.

When the customer orders 800 DB Access Service for the transmission of both voice and data traffic, the customer must order Clear Channel Capability (CCC) for provisioning of its data traffic.

The customer's 8XX voice or data traffic may be combined in the same trunk group arrangement with the customer's non-8XX Access Service voice or data traffic or provisioned on a separate trunk group, unless prohibited by technical limitations.

Measurement of 800 DB Access Service usage shall be in accordance with the regulations set forth in 6.7.7, following for Trunkside Access. Specifically, 800 DB Access Service originating usage, whether combined with non-8XX Access Service usage on trunk groups or provided using dedicated trunk groups, shall be measured in the same manner as specified for non-8XX Access Service usage over Trunkside Access.

The Company must be notified twenty-four (24) hours prior to any media stimulation. The Company maintains the right to apply protective controls, i.e., those actions such as call gapping, to ensure the provisioning of acceptable service to all telecommunications users of the Company's network services.

Application of rates for 800 DB Access Service shall be as set forth in 6.7.1, following.

**ACCESS SERVICE****6. SWITCHED ACCESS SERVICE****6.2 PROVISION AND DESCRIPTION OF SWITCHED ACCESS SERVICE****6.2.8 800 DATA BASE ACCESS SERVICE (Cont'd)****B. Vertical Features**

In addition to the basic carrier identification function, 800 DB Access Service subscribers may request vertical features through a Responsible Organization in accordance with the SMS/800 User Guide. Vertical features will be maintained within the Company's SCP when technically feasible. The POTS Translation feature is described in 1., following, and the Call Handling and Destination Features are described in 2., following.

**1. POTS Translation**

The POTS Translation vertical feature provides the option of having the ten-digit POTS number (i.e., NPA-NXX-XXXX) delivered instead of the 8XX dialed number (i.e., 8XX-NXX-XXXX) delivered to the service provider. If the POTS Translation feature is requested through the Responsible Organization, the service provider will be unable to determine that such calls originated as 1+8XX-NXX-XXXX dialed calls unless the service provider also orders, through the Company, the Automatic Number Identification (ANI) optional feature as described in 6.3.1, following. ANI information digit twenty-four (24) indicates that the call originated as an 8XX dialed call and is delivered when the ANI optional feature is ordered.

A POTS Translation Charge as described in 6.7.1, following, is assessed to the service provider for each 8XX call delivered.

**ACCESS SERVICE****6. SWITCHED ACCESS SERVICE****6.2 PROVISION AND DESCRIPTION OF SWITCHED ACCESS SERVICE****6.2.8 800 DATA BASE ACCESS SERVICE****B. Vertical Features (Cont'd)****2. Call Handling and Destination Features**

Call Handling and Destination Features allow service subscribers variable routing options by specifying a single carrier, multiple carriers (Exchange and/or Interexchange Carriers), single termination or multiple terminations. Multiple terminations for the variable routing options require the POTS Translation feature described in 1., preceding. The following variable routing options are available.

- Routing by Originating Telephone Number (NPA-NXX-XXXX)
- Time of Day
- Day of Week
- Specific Date
- Allocation by Percentage

Routing by originating telephone number (NPA-NXX-XXXX), where technically feasible, allows a service subscriber to specify one or more multiple terminations with a single carrier and/or multiple carriers (Exchange and/or Interexchange Carriers) based on where a call originates.

Time of Day/Day of Week allows a service subscriber to specify one or more multiple terminations with a single carrier and/or multiple carriers (Exchange and/or Interexchange Carriers) based on time of day or day of week the call originates.

Specific Date allows the service subscriber to specify alternate service routes with the date the call originates. These calls can be routed to one of multiple terminations, with a single carrier and/or multiple carriers (Exchange and/or Interexchange Carriers).

Allocation by Percentage allows the service subscriber to specify by percentage the calls to be allocated to multiple terminations and/or multiple carriers (Exchange and/or Interexchange Carriers).

A Call Handling and Destination Feature Query Charge as described in 6.7.1, following, is assessed to the service provider for each 8XX query to the SCP which utilizes one or more of the Call Handling and Destination Features.



**ACCESS SERVICE**

**6. SWITCHED ACCESS SERVICE**

**6.2 PROVISION AND DESCRIPTION OF SWITCHED ACCESS SERVICE**

**6.2.8 800 DATA BASE ACCESS SERVICE (Cont'd)**

- C. The Federal Communications Commission (FCC) has directed that the following language be included in this tariff:
1. The Federal Communications Commission ("FCC") has concluded that warehousing, which the FCC defines as Responsible Organizations, either directly or indirectly through an affiliate, reserving toll free numbers from the SMS database without having an identified toll free subscriber for whom those numbers are being reserved, is an unreasonable practice under Section 201(b) of the Communications Act and is inconsistent with the Commission's obligation under Section 251(e) of the Communications Act to ensure that numbers are made available on an equitable basis; and if a Responsible Organization does not have an identified toll free subscriber agreeing to be billed for service associated with each toll free number reserved from the database, or if a Responsible Organization does not have an identified, billed toll free subscriber before switching a number from reserved or assigned to working status, then there is a rebuttable presumption that the Responsible Organization is warehousing numbers. Responsible Organizations that warehouse numbers will be subject to penalties.
  2. The FCC has concluded that hoarding, defined as the acquisition of more toll free numbers than one intends to use for the provision of toll free service, as well as the sale of a toll free number by a private entity for a fee, is contrary to the public interest in the conservation of the scarce toll free number resource and contrary to the FCC's responsibility to promote the orderly use and allocation of toll free numbers.

## ACCESS SERVICE

## 6. SWITCHED ACCESS SERVICE

## 6.2 PROVISION AND DESCRIPTION OF SWITCHED ACCESS SERVICE (Cont'd)

## 6.2.9 900 ACCESS SERVICE

900 Access Service is an originating service utilizing Trunkside Switched Access Service. The service provides a customer identification function based on the dialed NXX. When a 1+900+NXX-XXXX or 0+900+NXX-XXXX call is originated by the end user, the Company will determine, based on the NXX dialed, the customer to which the 900 call is to be routed. This six-digit routing function will be performed at suitably equipped end office and access tandem switches as determined by the Company.

900 Access Service will be provisioned as CST3, Feature Group D or 900 Access Service (FGB-Like).

900 Access Service is available only as a LATA wide service and must be provisioned to all offices within the LATA. 900 Access Service may be provisioned with 1+900+NXX-XXXX dialing capability or expanded to include 0+900+NXX-XXXX dialing capability. The Expanded 900 Option is not offered without 1+900 Access Service within a LATA and is available only with CST3 or Feature Group D Service in suitably equipped Company end offices.

## ACCESS SERVICE

## 6. SWITCHED ACCESS SERVICE

## 6.2 PROVISION AND DESCRIPTION OF SWITCHED ACCESS SERVICE

## 6.2.9 900 ACCESS SERVICE (Cont'd)

Calls originating in a LATA in which the customer has not ordered 900 Access Service will be blocked. Only customers who order the Expanded 900 (i.e., 0+900+NXX-XXXX) Option will be able to receive 0+900 calls to NXX codes assigned to them. In addition, calls originating in a LATA for which 900 Access Service has been established will be blocked utilizing the blocking specifications as follows:

- 1+900+NXX-XXXX will be blocked from coin telephones (except customer owned coin operated telephones), 0+ 101XXXX, Inmate Service, Hotel/Motel Service (except those with customer-owned rating services).
- 0+900+NXX-XXXX will be blocked from 101XXXX and Inmate Service.

At the option of the customer, 900 Access Service traffic may be collected at suitably equipped end offices and/or access tandems. However, the customer must collect 900 traffic at all access tandems within the LATA. Network constraints do not permit multiple tandem arrangements for routing of 900 traffic.

**ACCESS SERVICE****6. SWITCHED ACCESS SERVICE****6.2 PROVISION AND DESCRIPTION OF SWITCHED ACCESS SERVICE****6.2.9 900 ACCESS SERVICE (Cont'd)**

For 900 Access Service provisioned as CST2, CST3, Feature Group C or D, the customer may establish a separate trunk group or combine 900 traffic with other traffic types for access from suitably equipped end offices and access tandems. For 900 Access Service provisioned with traditional signaling and answer supervision, network limitations requires routing of 900 traffic from suitably equipped end offices and access tandems via a dedicated trunk group. However, this dedicated trunk group may have a combination of 5YY traffic and 900 traffic when both Access Services (i.e., 5YY and 900) are provisioned from an access tandem with traditional signaling and answer supervision.

Measurement of 900 Access Service usage shall be in accordance with the regulations set forth in 6.7.7, following, for CST2, CST3, Feature Group C and D. Specifically, 900 Access Service originating usage shall be measured in the same manner as that specified for CST2, CST3, Feature Group C and D, whether provisioned separately (i.e., dedicated trunk group) or combined with other traffic types.

The Company must be notified 24 hours prior to any media stimulation. The Company maintains the right to apply protective controls, i.e., those actions such as call gapping, to ensure the provisioning of acceptable service to all telecommunications users of the Company's network services.

The nonrecurring charges for 900 Access Service are described in 6.7.1., following.

**ACCESS SERVICE****6. SWITCHED ACCESS SERVICE****6.2 PROVISION AND DESCRIPTION OF SWITCHED ACCESS SERVICE (Cont'd)****6.2.10 DEDICATED NETWORK ACCESS LINK (DNAL)****A. Service Description**

The Switched Transport Dedicated Network Access Link provides a connection between the customer-designated premises and a Company switch or central office for the control of features and functions, or for the transfer of data from the switch or central office to the customer. The DNAL is used in conjunction with Switched Access Services or central office based services requiring a separate link for transmitting signaling or control information. Central office based services require connection to equipment in a central office that is not part of the central office switch. For example, service that requires a separate specialized switch or a modem. The Switched Access Service determines the requirement for speed, type, and number of DNALs.

The Company will provide the Transport Facility and the Transport Termination for the DNAL from available inventory. DNAL may not utilize existing Entrance Facilities or DTT facilities specified by the customer.

The DNAL is only subject to the DNAL rates and charges as set forth in 6.8.1., following, and is not subject to usage rates or other Switched Transport monthly rate elements.

**B. Transport Facility****1. DNAL Requirements for the Make Busy Arrangement**

The DNAL provided for the Make Busy Arrangement, a Low Speed Data facility, is used to busy out a customer's facilities and is used in conjunction with and must be related to a circuit with the Make Busy Arrangement described in 6.3.1.Z., following. The Make Busy arrangement requires a two-wire analog DNAL between the customer's CSL or FGA dial tone office and the customer's premises with a DNAL termination described in C., following. The Low Speed Data facility is capable of providing a two point circuit for control of a transfer arrangement, control of a relay or a similar contact closure function at data speeds no greater than 30 baud. The facility will be furnished on metallic or equivalent facilities at the Company's option.

**ACCESS SERVICE****6. SWITCHED ACCESS SERVICE****6.2 PROVISION AND DESCRIPTION OF SWITCHED ACCESS SERVICE****6.2.10 DEDICATED NETWORK ACCESS LINK (DNAL)****B. Transport Facility (Cont'd)**

2. DNAL Requirements for Customer Identification - BULK (BCLID), Message Delivery Service (MDS) or Message Delivery Service - Interoffice (MDSI)

The DNAL provided for BCLID, MDS or MDSI is used for the transmission of call-related information to the customer. The DNAL is used in conjunction with a Call Data input/output Central Office Facility for BCLID, MDS, or MDSI as described in 6.3.1., following. The DNAL is required between the customer's CSL or FGA dial tone office and the customer's premises. A modem is provided in the central office and a compatible modem is required at the customer's premises.

This service is available only in Company-designated offices and requires a 1200 bps or 9600 bps DNAL Transport Termination, described in C., following, and a four-wire DNAL Transport Facility in every office a customer wants to access. The four-wire DNAL is a Voice Grade facility which provides voice frequency transmission capability in the nominal frequency range of 300 to 3000 Hz. When a DNAL is ordered to be terminated at a customer's designated Interexchange Carrier's digital POP which requires a minimum digital interface level of 1.544 Mbps, the Company will provide the required interface and assess the customer a DNAL Transport Termination charge.

Mileage measurement for the DNAL shall be in accordance with the regulations set forth in 6.7.11., following.

**C. DNAL Transport Termination**

1. A 0-30 bps analog DNAL Transport Termination provides an interface for the connection of an analog Low Speed Data Service facility for the Make Busy Arrangement.
2. A 1200 bps DNAL Transport Termination provides an interface for the capability to transmit data at a 1200 bps rate using a Voice Grade facility and requires a compatible modem at the customer designated premises for BCLID and MDS.
3. A 9600 bps DNAL Transport Termination provides an interface for the capability to transmit data at a 9600 bps rate using a Voice Grade facility and requires a compatible modem at the customer-designated premises for MDS and MDSI.

**D. Rates and charges for DNALs are described in 6.7.1.M., following.**

**ACCESS SERVICE****6. SWITCHED ACCESS SERVICE****6.2 PROVISION AND DESCRIPTION OF SWITCHED ACCESS SERVICE (Cont'd)****6.2.11 SWITCHED DATA SERVICE (SDS)**

Switched Data Service (SDS) is a two way service utilizing trunkside Switched Access Service. SDS provides a digital connection between a customer's premises and a suitably equipped circuit switched data end user's premises. Access is made via the standard dialing pattern for CST3 or Feature Group D Switched Access Service.

SDS is available on dedicated trunk groups capable of transmitting digital transmission speeds up to 56 kbps using Interface Group 6 or 9 equipped with individual transmission bit-stream supervisory signaling. SDS is not available with SS7 out of band signaling.

SDS is provided in suitably equipped end offices[1] and is provisioned as CST3 or Feature Group D. SDS traffic may not be combined on the same trunk group with traffic which is not circuit switched data.

Measurement of Switched Data Service usage shall be in accordance with the regulations set forth in 6.7.7, following, for CST3 and Feature Group D. Rates and charges for SDS are described in 6.7.1., following.

[1] SDS is not provided via a DTT facility equipped with Tandem Signaling Information.

**ACCESS SERVICE****6. SWITCHED ACCESS SERVICE****6.2 PROVISION AND DESCRIPTION OF SWITCHED ACCESS SERVICE****6.2.12 500 ACCESS SERVICE**

500 Access Service is an originating service utilizing Trunkside Switched Access Service which provides for the forwarding of an end user dialed 0+ and 1+5YY+NXX-XXXX call to the customer, based on the NXX dialed. This six-digit routing function is performed at the required point of six-digit translation as determined by the Company.

500 Access Service is available only as a LATA-wide service and must be ordered to all end offices in a LATA and must be provisioned, at a minimum, to all access tandems in a LATA. 500 Access Service is provisioned as CST3 or Feature Group D. The customer may order 500 Access Service directly to an end office via CST3 or Feature Group D to only those offices designated by the Company.

5YY traffic may be combined in the same trunk group arrangement with non-5YY traffic or provisioned on a separate trunk group, unless prohibited by technical limitations.



**ACCESS SERVICE**

**6. SWITCHED ACCESS SERVICE**

**6.2 PROVISION AND DESCRIPTION OF SWITCHED ACCESS SERVICE**

**6.2.12 500 ACCESS SERVICE (Cont'd)**

Calls originating in a LATA in which the customer has not ordered 500 Access Service are blocked. In addition, 0+ and 1+5YY+NXX-XXX calls originating in a LATA for which 500 Access Service has been established are blocked from 1+ sent-paid pay telephones (except customer owned coin operated telephones), 101XXXX, Inmate Service, toll restricted lines and multiparty service.

Measurement of 500 Access Service usage shall be in accordance with the regulations set forth in 6.7.7, following, for CST1, CST2, CST3, Feature Group B, Feature Group C and Feature Group D.

The rates and charges for 500 Access Service are described in 6.7.1., following.

## ACCESS SERVICE

## 6. SWITCHED ACCESS SERVICE

6.3 COMMON SWITCHING, TRANSPORT TERMINATION AND LINE TERMINATION  
OPTIONAL FEATURES AND BSES

Following are descriptions of the various optional features and BSEs that are available in lieu of, or in addition to, the standard features provided with the Switched Access Services. They are provided as either Common Switching, Transport Termination or Line Termination options. The following matrix specifies optional features and BSEs available by BSA and FG.

FEATURE GROUP  
OPTIONAL FEATURES AND BSES

| COMMON SWITCHING OPTIONAL<br>FEATURES AND BSES                       | FGA | FGB | FGC | FGD | BUNDLED<br><i>DID</i> |
|--|-----|-----|-----|-----|-----------------------|
| • Call Denial  | X   |     |     |     |                       |
| • Service Code Denial  | X   |     |     |     |                       |
| • Hunt Group Arrangement   | X   |     |     |     |                       |
| • Uniform Call Distribution<br>Arrangement (UCD)                     | X   |     |     |     |                       |
| • Nonhunting Number for<br>Use With Hunt Group<br>Arrangement or UCD | X   |     |     |     |                       |
| • Automatic Number<br>Identification                                 |     | X   | X   | X   |                       |
| - Flexible ANI (BSE)   |     |     |     | X   |                       |

## ACCESS SERVICE

## 6. SWITCHED ACCESS SERVICE

6.3 COMMON SWITCHING, TRANSPORT TERMINATION AND LINE TERMINATION  
OPTIONAL FEATURES AND BSES (Cont'd)FEATURE GROUP  
OPTIONAL FEATURES AND BSES

| COMMON SWITCHING OPTIONAL<br>FEATURES AND BSES | FGA | FGB | FGC | FGD | BUNDLED<br>DID |
|--|-----|-----|-----|-----|----------------|
| • Up to 7 Digit Outpulsing<br>to Customer      |     |     |     |     |                |
| - Access Digits                                |     | X   |     |     |                |
| - Called Party Telephone<br>Number             |     |     |     |     | X              |
| • Cut-Through                                  |     |     |     | X   |                |
| • Delay Dial Start-<br>Pulsing Signaling       |     |     | X   |     |                |
| • Immediate Dial Pulse<br>Address Signaling    |     |     | X   |     |                |
| • Dial Pulse Address<br>Signaling              |     |     | X   |     | X              |
| • Service Class Routing                        |     |     | X   | X   |                |
| • Alternate Traffic Routing                    |     | X   | X   | X   |                |
| • Trunk Access Limitation                      |     |     | X   | X   |                |

## ACCESS SERVICE

## 6. SWITCHED ACCESS SERVICE

6.3 COMMON SWITCHING, TRANSPORT TERMINATION AND LINE TERMINATION  
OPTIONAL FEATURES AND BSEs (Cont'd)FEATURE GROUP  
OPTIONAL FEATURES AND BSEs

| COMMON SWITCHING OPTIONAL<br>FEATURES AND BSEs | FGA | FGB | FGC | FGD | BUNDLED<br>DID |
|--|-----|-----|-----|-----|----------------|
| • International Carrier Option                 |     |     |     | X   |                |
| • SWITCHNET 56                                 |     |     |     | X   |                |
| • WATS Access Service                          | X   | X   | X   | X   |                |
| • InterLATA Toll Denial                        | X   |     |     |     |                |
| • 950 on FGD                                   |     |     |     | X   |                |
| • Call Transfer (BSE)                          | X   |     |     |     |                |
| • Three-Way Calling (BSE)                      | X   |     |     |     |                |
| • Caller Identification - Number (BSE)         | X   |     |     |     |                |
| • Caller Identification - BULK (BSE)           | X   |     |     |     |                |
| • Message Delivery Service (BSE)               | X   |     |     |     |                |
| • Message Delivery Service - Interoffice (BSE) | X   |     |     |     |                |
| • DID Trunk Queuing (BSE)                      |     |     |     |     | X              |

## ACCESS SERVICE

## 6. SWITCHED ACCESS SERVICE

6.3 COMMON SWITCHING, TRANSPORT TERMINATION AND LINE TERMINATION  
OPTIONAL FEATURES AND BSEs (Cont'd)FEATURE GROUP  
OPTIONAL FEATURES AND BSEs

| COMMON SWITCHING OPTIONAL<br>FEATURES AND BSEs                       | FGA | FGB | FGC | FGD | BUNDLED<br>DID |
|--|-----|-----|-----|-----|----------------|
| • Make Busy (BSE)  | X   |     |     |     |                |
| • Call Forwarding Variable<br>(BSE)                                  | X   |     |     |     |                |
| • Queuing for Use With UCD<br>(BSE)                                  | X   |     |     |     |                |
| • SS7 Out of Band Signaling  |     |     |     | X   |                |
| • Clear Channel Capability<br>(BSE)                                  |     |     |     | X   |                |
| <b>TRANSPORT TERMINATION<br/>OPTIONAL FEATURES AND BSEs</b>          |     |     |     |     |                |
| • Operator Trunk-Coin,<br>Non-Coin, or Combined<br>Coin and Non-Coin |     |     | X   | X   |                |
| • Operator Trunk-Full<br>Feature                                     |     |     |     | X   |                |

## ACCESS SERVICE

## 6. SWITCHED ACCESS SERVICE

6.3 COMMON SWITCHING, TRANSPORT TERMINATION AND LINE TERMINATION  
OPTIONAL FEATURES AND BSEs (Cont'd)FEATURE GROUP  
OPTIONAL FEATURES AND BSEs

| LINE TERMINATION OPTIONAL<br>FEATURES AND BSEs                              | FGA | FGB | FGC | FGD | BUNDLED<br>DID |
|---|-----|-----|-----|-----|----------------|
| • Answer Supervision for<br>Use With WATS Access<br>Service                 |     | X   | X   | X   |                |
| • Answer Supervision<br>- Lineside (BSE)                                    | X   |     |     |     |                |
| Optional Features Available<br>Under Access and/or Local<br>Exchange Tariff |     |     |     |     |                |
| • Custom Calling Features[1]  | X   |     |     |     |                |
| • MARKET EXPANSION LINE   | X   |     |     |     |                |
| • Bill Number Screening   | X   | X   |     |     |                |
| • IntraLATA Extensions  | X   |     |     |     |                |
| • Open Switching Interval<br>Protection (OSIP)                              | X   |     |     |     |                |
| • Billed Number Screening   |     |     |     |     | X              |
| • Blocks of Telephone<br>Numbers  |     |     |     |     | X              |
| • Message Waiting<br>Indication-Audible                                     | X   |     |     |     |                |

[1] Excludes Call Transfer, Three-Way Calling, Caller Identification - Number and Call Forwarding Variable.

## ACCESS SERVICE

## 6. SWITCHED ACCESS SERVICE

6.3 COMMON SWITCHING, TRANSPORT TERMINATION AND LINE TERMINATION  
OPTIONAL FEATURES AND BSEs (Cont'd)CSL AND CST  
OPTIONAL FEATURES AND BSEs

| COMMON SWITCHING OPTIONAL<br>FEATURES AND BSEs                       | CSL | CST1 | CST2 | CST3 | UNBUNDLED<br><i>DID</i> |
|--|-----|------|------|------|-------------------------|
| • Call Denial  | X   |      |      |      |                         |
| • Service Code Denial  | X   |      |      |      |                         |
| • Hunt Group Arrangement<br>(BSE)                                    | X   |      |      |      |                         |
| • Uniform Call<br>Distribution (BSE)                                 | X   |      |      |      |                         |
| • Nonhunting Number for<br>Use With Hunt Group<br>Arrangement or UCD | X   |      |      |      |                         |
| • Automatic Number<br>Identification (BSE)                           |     | X    | X    | X    |                         |
| - Flexible ANI (BSE)   |     |      |      | X    |                         |
| • Up to 7 Digit Outpulsing<br>to Customer                            |     |      |      |      |                         |
| - Access Digits  |     | X    |      |      |                         |
| - Called Directory<br>Number Delivery<br>(BSE)                       |     |      |      |      | X                       |

## ACCESS SERVICE

## 6. SWITCHED ACCESS SERVICE

6.3 COMMON SWITCHING, TRANSPORT TERMINATION AND LINE TERMINATION  
OPTIONAL FEATURES AND BSEs (Cont'd)CSL AND CST  
OPTIONAL FEATURES AND BSEs

| COMMON SWITCHING OPTIONAL<br>FEATURES AND BSEs | CSL | CST1 | CST2 | CST3 | UNBUNDLED<br><i>DID</i> |
|--|-----|------|------|------|-------------------------|
| • Cut-Through                                  |     |      |      | X    |                         |
| • Delay Dial Start-Pulsing<br>Signaling        |     |      | X    |      |                         |
| • Immediate Dial-Pulse<br>Address Signaling    |     |      | X    |      |                         |
| • Dial-Pulse Address<br>Signaling              |     |      | X    |      | X                       |
| • Service Class Routing                        |     |      | X    | X    |                         |
| • Alternate Traffic Routing<br>(BSE)           |     | X    | X    | X    |                         |
| • Trunk Access Limitation                      |     |      | X    | X    |                         |
| • International Carrier<br>Option              |     |      |      | X    |                         |
| • SWITCHNET 56                                 |     |      |      | X    |                         |
| • WATS Access Service                          | X   | X    | X    | X    |                         |



## ACCESS SERVICE

## 6. SWITCHED ACCESS SERVICE

6.3 COMMON SWITCHING, TRANSPORT TERMINATION AND LINE TERMINATION  
OPTIONAL FEATURES AND BSEs (Cont'd)CSL AND CST  
OPTIONAL FEATURES AND BSEs

| COMMON SWITCHING OPTIONAL<br>FEATURES AND BSEs    | CSL | CST1 | CST2 | CST3 | UNBUNDLED<br>DID |
|---|-----|------|------|------|------------------|
| • InterLATA Toll Denial                           | X   |      |      |      |                  |
| • 950 on CST3                                     |     |      |      | X    |                  |
| • Call Transfer (BSE)                             | X   |      |      |      |                  |
| • Three-Way Calling (BSE)                         | X   |      |      |      |                  |
| • Caller Identification - Number (BSE)            | X   |      |      |      |                  |
| • Caller Identification - BULK (BSE)              | X   |      |      |      |                  |
| • Message Delivery Service (BSE)                  | X   |      |      |      |                  |
| • Message Delivery Service -<br>Interoffice (BSE) | X   |      |      |      |                  |
| • DID Trunk Queuing (BSE)                         |     |      |      |      | X                |
| • Make Busy (BSE)                                 | X   |      |      |      |                  |
| • Call Forwarding Variable (BSE)                  | X   |      |      |      |                  |
| • Queuing for Use With UCD (BSE)                  | X   |      |      |      |                  |
| • SS7 Out of Band Signaling                       |     |      |      | X    |                  |
| • Clear Channel Capability (BSE)                  |     |      |      | X    |                  |

## ACCESS SERVICE

## 6. SWITCHED ACCESS SERVICE

6.3 COMMON SWITCHING, TRANSPORT TERMINATION AND LINE TERMINATION  
OPTIONAL FEATURES AND BSEs (Cont'd)CSL AND CST  
OPTIONAL FEATURES AND BSEs

| TRANSPORT TERMINATION<br>OPTIONAL FEATURES AND BSEs                    | CSL | CST1 | CST2 | CST3 | UNBUNDLED<br><i>DID</i> |
|--|-----|------|------|------|-------------------------|
| • Operator Trunk - Coin,<br>Non-Coin, or Combined<br>Coin and Non-Coin |     |      | X    | X    |                         |
| • Operator Trunk -<br>Full Feature                                     |     |      |      | X    |                         |
| <b>LINE TERMINATION OPTIONAL<br/>FEATURES AND BSEs</b>                 |     |      |      |      |                         |
| • Answer Supervision for Use<br>With WATS Access Service               |     | X    | X    | X    |                         |
| • Answer Supervision -<br>Lineside (BSE)                               | X   |      |      |      |                         |

## ACCESS SERVICE

## 6. SWITCHED ACCESS SERVICE

6.3 COMMON SWITCHING, TRANSPORT TERMINATION AND LINE TERMINATION  
OPTIONAL FEATURES AND BSEs (Cont'd)CSL AND CST  
OPTIONAL FEATURES AND BSEsOPTIONAL FEATURES AVAILABLE  
UNDER STATE ACCESS AND/OR  
LOCAL EXCHANGE TARIFF

|  | CSL | CST1 | CST2 | CST3 | UNBUNDLED<br><i>DID</i> |
|--|-----|------|------|------|-------------------------|
| • Customer Calling Features[1]                 | X   |      |      |      |                         |
| • MARKET EXPANSION LINE                        | X   |      |      |      |                         |
| • Bill Number Screening                        | X   | X    |      |      |                         |
| • IntraLATA Extensions                         | X   |      |      |      |                         |
| • Open Switching Interval<br>Protection (OSIP) | X   |      |      |      |                         |
| • Billed Number Screening                      |     |      |      |      | X                       |
| • Blocks of Telephone<br>Numbers               |     |      |      |      | X                       |
| • Message Waiting<br>Indication-Audible        | X   |      |      |      |                         |

[1] Excludes Call Transfer, Three-Way Calling, Caller Identification-Number and Call Forwarding Variable.

**ACCESS SERVICE****6. SWITCHED ACCESS SERVICE****6.3 COMMON SWITCHING, TRANSPORT TERMINATION AND LINE TERMINATION  
OPTIONAL FEATURES AND BSEs (Cont'd)****6.3.1 COMMON SWITCHING OPTIONAL FEATURES AND BSEs****A. Call Denial on Line or Hunt Group**

This option allows the screening of terminating calls within the LATA, and the completion only of calls to 411, 611, 911, 8XX, 555-1212 and a Company specified set of NXXs within the Company local exchange calling area of the dial tone office in which the arrangement is provided. All other "toll" calls are routed to a reorder tone or recorded announcement. This feature is provided in all Company electronic end offices and, where available, in electromechanical end offices. It is available with CSL and Feature Group A.

**B. Service Code Denial on Line or Hunt Group**

This option allows the screening of terminating calls within the LATA, and for disallowing completion of calls to 0-, 555 and N11 (i.e., 411, 611 and 911). This feature is provided where available in all Company electronic end offices and electromechanical end offices. It is available with CSL and FGA.

**C. Hunt Group Arrangement (BSE)**

This option provides the ability to access sequentially one of two or more line side connections in the originating direction, when the access code of the line group is dialed. This feature is provided in all Company end offices. It is available with CSL and FGA. Resold and non-resold Lineside Access cannot be mixed in the same hunt group arrangement.

## ACCESS SERVICE

## 6. SWITCHED ACCESS SERVICE

6.3 COMMON SWITCHING, TRANSPORT TERMINATION AND LINE TERMINATION  
OPTIONAL FEATURES AND BSEs

## 6.3.1 COMMON SWITCHING OPTIONAL FEATURES AND BSEs

## C. Hunt Group Arrangement (Cont'd)

Hunting sequence arrangements are offered under two primary configurations:

## 1. Series Completion Hunting

This type of hunting can be accomplished in two ways:

- Sequential Number Hunting

The hunt starts with the called telephone number and ends with the last telephone number in the prearranged hunt group. The call is completed to the first idle telephone number encountered. Unless the first telephone number in the hunting group is called, only a portion of the hunting group will be tested starting at the point of entry into the group and continuing until the end of the group. The pre-arranged sequence can be consecutive (telephone numbers are in ascending numerical order) or non consecutive (any telephone number may hunt to any telephone number in the same central office switch).

- Circular Hunting

The hunt sequence starts with the called telephone number and proceeds in a pre-arranged order to test all numbers in the group. The call will be completed to the first idle line. Circular hunting allows the call to hunt through the entire group once, no matter where the call enters the hunt group (unlike Sequential Number Hunting, which only routes to the end of the hunt group). This arrangement is accomplished by routing the last number in the hunt group back to the first number of the hunt group.

## ACCESS SERVICE

## 6. SWITCHED ACCESS SERVICE

**6.3 COMMON SWITCHING, TRANSPORT TERMINATION AND LINE TERMINATION  
OPTIONAL FEATURES AND BSEs****6.3.1 COMMON SWITCHING OPTIONAL FEATURES AND BSEs**

## C. Hunt Group Arrangement (Cont'd)

## 2. Multiline Hunting

This type of hunting permits calls to a busy telephone number (the address of a line) to be routed to other specified lines. These lines do not require a telephone number (address) be assigned by the Telephone Company. Only those lines that require direct access by calling parties require the association/assignment of a telephone number.

Multiline Hunting is done sequentially by line within the hunt group as previously defined in Sequential Number Hunting. One telephone number (the begin-hunt number) must be assigned to the designated first line within the group of sequentially ordered lines that form the multiline hunt group. As previously stated, telephone numbers may be assigned to other lines within the multiline hunt group for direct access or to from subgroups of lines to be hunted.

## D. Uniform Call Distribution Arrangement (BSE)

This option provides a type of multiline hunting arrangement which provides an equitable distribution of calls among the available lines in a hunt group. Where available, this feature is provided in Telephone Company electronic end offices only. It is available with CSL and FGA.

## E. Nonhunting Number for Use with Hunt Group Arrangement or Uniform Call Distribution Arrangement

This option provides an arrangement for an individual line within a multiline hunt or uniform call distribution group that provides access to that line within the hunt or uniform call distribution group when it is idle or provides busy tone when it is busy, when the nonhunting number is dialed. Where available, this feature is provided in Telephone Company electronic end offices only. It is available with CSL and FGA.

**ACCESS SERVICE****6. SWITCHED ACCESS SERVICE****6.3 COMMON SWITCHING, TRANSPORT TERMINATION AND LINE TERMINATION  
OPTIONAL FEATURES AND BSES****6.3.1 COMMON SWITCHING OPTIONAL FEATURES AND BSEs (Cont'd)****F. Automatic Number Identification (ANI) (BSE)**

This option provides the automatic transmission of a three-, seven- or ten-digit number and Information Digits to the customer's premises for calls originating in the LATA, to identify the calling station. The three-, seven- or ten-digit numbers will contain the following information: three-digit, NPA only; seven-digit, NXX-XXXX; ten-digit, NPA-NXX-XXXX. The ANI feature is an end office software function which is associated on a call-by-call basis with (a.) trunk groups routed directly between an end office and a customer's premises or, where technically feasible, with (b.) trunk groups between an end office and a customer's premises routed through an access tandem.

The seven-digit ANI telephone number is available (excluding 500 Access Service) with CST1 and Feature Group B, where provided, and CST2 and Feature Group C. The seven-digit ANI telephone number is available with 900 Access Service. With these Feature Groups and 900 Access Service, ANI will be provided only with DTT. ANI will be transmitted on all calls except those originating from four- or eight-party lines, pay telephones using CST1 or Feature Group B, when the end user has dialed 0- for operator assistance or when an ANI failure has occurred.

The ten-digit ANI telephone number is only available with CST3 and Feature Group D, including 500 Access Service, 800 DB Access Service and 900 Access Service provisioned as CST3 or Feature Group D. The ten-digit ANI telephone number consists of the Numbering Plan Area (NPA) plus the seven-digit ANI telephone number. The ten-digit ANI telephone number will be transmitted on all calls except those identified as four- or eight-party lines or when the end user has dialed 0- for operator assistance, in which case only the NPA will be transmitted (in addition to the information digit).

## ACCESS SERVICE

## 6. SWITCHED ACCESS SERVICE

6.3 COMMON SWITCHING, TRANSPORT TERMINATION AND LINE TERMINATION  
OPTIONAL FEATURES AND BSEs

## 6.3.1 COMMON SWITCHING OPTIONAL FEATURES AND BSEs

## F. Automatic Number Identification (ANI) (Cont'd)

When 800 DB Access Service is ordered, the ten-digit ANI telephone number will be transmitted on all calls except those where ANI cannot be provided as stated above or from end offices not equipped to provide ANI. In these instances, only the three-digit NPA and the information digits described in the LATA Switching Systems Generic Requirements (LSSGR), Technical Reference FR-64, if applicable, will be transmitted.

With CST2 and Feature Group C, ANI is provided from end offices at which Company recording for end user billing is not provided, or where it is not required. It is not provided from end offices for which the Company needs to forward ANI to its recording equipment.

Technical specifications are delineated in Technical References TR-NPL-000175 and TR-NPL-000258.

Where ANI cannot be provided, (e.g., on calls from four- and eight-party services,) information digits will be provided to the customer.

Charge Number is the SS7 out of band signaling equivalent of the 10-digit ANI telephone number. Charge Number is the automatic transmission of the ten-digit billing number of the calling station and the originating line information when a CST3 or FGD trunk group is provisioned with SS7 out of band signaling. Charge Number is provided when the customer requests the ANI optional feature or ANI (BSE) on FGD or CST3 trunk groups provisioned with SS7 out of band signaling.



## ACCESS SERVICE

## 6. SWITCHED ACCESS SERVICE

**6.3 COMMON SWITCHING, TRANSPORT TERMINATION AND LINE TERMINATION  
OPTIONAL FEATURES AND BSEs****6.3.1 COMMON SWITCHING OPTIONAL FEATURES AND BSEs**

## F. Automatic Number Identification (ANI) (Cont'd)

ANI information and Charge Number information are provided based on the following requirements:

1. The telephone number and billing information may be used for billing and collection, routing, screening, and completion of the originating subscriber's call or transaction, or for services directly related to the originating subscriber's call or transaction;
2. The ANI information shall not be reused or resold without first (A) notifying the originating subscriber and (B) obtaining the affirmative consent of such subscriber for such reuse or resale; and
3. ANI information shall not be disclosed, except as permitted by (1) and (2), above, for any purpose other than performing the services or transactions that are the subject of the originating subscriber's call, (ii) ensuring network performance security, and the effectiveness of call delivery, (iii) compiling, using and disclosing aggregate information, and (iv) complying with applicable law or legal process.

ANI information digits (ANII) are the two digits that precede the seven- or ten-digit telephone number on the ANI record. ANI information digits inform the customer of the calling party's class of service for billing, routing and special handling purposes. Flexible ANI is a network enhancement that allows the Company to install new ANI information digits with a software update. The two digit ANII pair assignments are made by the North American Numbering Plan Administrator at Telcordia and are delineated in Technical Reference TR-NPL-000258.

**ACCESS SERVICE****6. SWITCHED ACCESS SERVICE****6.3 COMMON SWITCHING, TRANSPORT TERMINATION AND LINE TERMINATION  
OPTIONAL FEATURES AND BSES****6.3.1 COMMON SWITCHING OPTIONAL FEATURES AND BSES****F. Automatic Number Identification (ANI) (Cont'd)**

Flexible ANI (BSE) is available with ANI Optional Feature on FGD or ANI (BSE) on CST3 Service when the customer has new or existing CST3 or FGD ANI trunk groups in suitably equipped Company end offices. Flexible ANI is not available with FGB, FGC, or CST1 or CST2 Services.

Flexible ANI may be ordered coincident with the installation of associated trunk activity or subsequent (e.g., without) associated trunk activity. This option is provided on a Carrier Identification Code (CIC) basis per end office. Once the Flexible ANI option is activated per CIC code in an end office, all new or existing FGD or CST3 trunk groups equipped with ANI will be capable of handling the new ANIii pairs installed via the Flexible ANI software.

Nonrecurring charges, as set forth in 6.8.2, following, are not applicable when the customer orders Flexible ANI for the sole purpose of determining payphone compensation to Payphone Service Providers. Nonrecurring charges, as set forth in 6.8.2, following, are applicable when the customer orders Flexible ANI for purposes other than the determination of payphone compensation.

## ACCESS SERVICE

## 6. SWITCHED ACCESS SERVICE

6.3 COMMON SWITCHING, TRANSPORT TERMINATION AND LINE TERMINATION  
OPTIONAL FEATURES AND BSES

## 6.3.1 COMMON SWITCHING OPTIONAL FEATURES AND BSES (Cont'd)

## G. Up to 7 Digit Outpulsing to Customer

## 1. Access Digits

This option provides for the end office capability of providing up to 7 digits of the uniform access code 950-XXXX or 1 + 950-XXXX to the customer's premises. The customer can request that only some of the digits in the access code be forwarded. The access code digits would be provided to the customer's premises using multifrequency signaling, and transmission of the digits would precede the forwarding of ANI if that feature were provided. It is available with CST1 and Feature Group B.

## 2. Called Party Telephone Number

## AVAILABLE IN ID (SPOKANE LATA), OR, WA ONLY

This option provides the end office capability of providing up to seven digits of the called party telephone number to the customer's premises. The customer may request that only some of the digits in the telephone number be forwarded. The telephone number digits will be forwarded using multifrequency (MF), DTMF or dial-pulse address signaling. This option is available with bundled *DID* Switched Access Service.

## 3. Called Directory Number Delivery (BSE)

## AVAILABLE IN ID (SPOKANE LATA), OR, WA ONLY

Called Directory Number Delivery (CDND) provides the end office capability of routing up to seven digits of the Called Party Telephone number to the customer's premises. The customer may request that only some of the digits in the telephone number be forwarded. The telephone number digits will be forwarded using Multifrequency (MF) Dual-Tone Multifrequency (DTMF) or Dial-Pulse (DP) address signaling. This option is available only with unbundled *DID* Switched Access Service.

## ACCESS SERVICE

## 6. SWITCHED ACCESS SERVICE

6.3 COMMON SWITCHING, TRANSPORT TERMINATION AND LINE TERMINATION  
OPTIONAL FEATURES AND BSES

## 6.3.1 COMMON SWITCHING OPTIONAL FEATURES AND BSES (Cont'd)

## H. Cut-Through

This option allows end users of the customer to reach the customer's premises by using the end-of-dialing digit (#). This option provides for connection of the call to the premises of the customer indicated by the 101XXXX uniform access code upon receipt of the end-of-dialing digit (#). The Company will not record any other dialed digits for these calls. This option is available with CST3 and Feature Group D.

## I. Delay Dial-Start-Pulsing Signaling

This option provides a method of indicating to the near-end trunk circuit readiness to accept address signaling information by the far-end trunk circuit. Delay dial is often referred to as an off-hook, on-hook signaling sequence. The delay dial signal is the off-hook interval and the start-pulsing signal is the on-hook interval. With integrity check, the calling office will not outpulse until a delay dial (off-hook) signal followed by a start-pulsing (on-hook) signal has been identified at the calling office. This option is available with CST2 and Feature Group C.

## J. Immediate Dial-Pulse Address Signaling

This option provides for the forwarding of dial pulses from the Company end office to the customer without the need of a start-pulsing signal from the terminating office. It is available with CST2 and Feature Group C.

## K. Dial Pulse Address Signaling

This trunkside option provides for the transmission of number information, e.g., called number, between the end office switching system and the customer's POT in either direction by means of direct current pulses. It is available with CST2, Feature Group C and *DID* Switched Access Service.

**ACCESS SERVICE****6. SWITCHED ACCESS SERVICE****6.3 COMMON SWITCHING, TRANSPORT TERMINATION AND LINE TERMINATION  
OPTIONAL FEATURES AND BSES****6.3.1 COMMON SWITCHING OPTIONAL FEATURES AND BSES (Cont'd)****L. Service Class Routing**

This option provides the capability of directing originating traffic from an end office to a trunk group to a customer designated premises, based on the line class of service (e.g., coin, multiparty or hotel/motel), service prefix indicator (e.g., 00+, 00-, 0+, 0-, 1+, 01+ or 011+) or service access code (e.g., 5YY, 8XX or 900). A customer may direct all originating calls from an end office to a tandem trunk group to a single customer point of termination (POT) or multiple points of termination (POTs) when ordered with MPTS as referred to in 6.1.2.A.4., preceding, based on the line class of service, service prefix indicator or service access code. It is provided in suitably equipped end office or access tandem switches and is available with CST2, CST3, Feature Groups C and D based on technical limitations.

**M. Alternate Traffic Routing (BSE)**

The types of Alternate Traffic Routing available are described in 1. through 3., following. When Alternate Traffic Routing is added subsequent to initial service installation, service rearrangement charges are determined as set forth in 6.7.1, following.

**1. Multiple Customer Premises Alternate Routing**

- a. This option provides the capability of directing originating traffic from an end office (or appropriately equipped access tandem) via a trunk group (the "high usage" group) to a customer designated premises until that group is fully loaded, and then delivering additional originating traffic (the "overflowing" traffic) from the same end office or access tandem to a different trunk group (via one or more intermediate high usage groups) to different customer designated premises until the originating traffic is directed to a final trunk group. The customer shall specify the last trunk CCS desired for the high usage group and each intermediate group(s). It is provided in suitably equipped end office or access tandem switches and is available with CST1, CST2, CST3, Feature Groups B, C and D.

**ACCESS SERVICE****6. SWITCHED ACCESS SERVICE****6.3 COMMON SWITCHING, TRANSPORT TERMINATION AND LINE TERMINATION  
OPTIONAL FEATURES AND BSES****6.3.1 COMMON SWITCHING OPTIONAL FEATURES AND BSES****M. Alternate Traffic Routing****1. Multiple Customer Premises Alternate Routing (Cont'd)****b. Multiple Customer Premises Alternate Routing with MPTS [1]**

This option provides the capability of directing originating traffic from an end office via a direct trunk group (the high usage group) and deliver originating traffic (the overflowing traffic) from the same end office through the tandem to a tandem routed trunk group (the "final" group) to a customer designated point of termination (POT). The tandem trunk group must be routed to the customer designated point of termination (POT) that is specified for the Tandem Sector of the originating end office. It is provided in suitably equipped end office or access tandem switches and is available with CST2, CST3, Feature Groups C and D. MPTS Alternate Routing is not available on CST3 or FGD Service provisioned on a DTT facility equipped with Tandem Signaling Information.

Alternate traffic routing through the tandem to a multiple customer point of termination (POT) is not an option with MPTS. A customer may not overflow tandem traffic from one customer designated point of termination (POT) to a second customer designated point of termination (POT).

[1] Effective February 20, 1999, MPTS is limited to existing customers on existing MPTS trunk groups only. Customers with MPTS in service may augment existing MPTS trunk groups until the service is moved or disconnected. If the service is moved or disconnected, MPTS may not be reestablished.

**ACCESS SERVICE****6. SWITCHED ACCESS SERVICE****6.3 COMMON SWITCHING, TRANSPORT TERMINATION AND LINE TERMINATION  
OPTIONAL FEATURES AND BSES****6.3.1 COMMON SWITCHING OPTIONAL FEATURES AND BSES****M. Alternate Traffic Routing (Cont'd)****2. End Office Alternate Routing When Ordered in Trunks**

This option provides an alternate routing arrangement for customers who order in trunks and have access for a particular serving arrangement to an end office via two routes, one route via an access tandem and one direct route. The feature allows the customer's originating traffic from the end office to be offered first to the direct trunk group and then overflow to the access tandem group. It is provided in suitably equipped end offices and is available with CST1, CST2, CST3, Feature Groups B, C and D.

**3. End Office Alternate Routing to a Customer-Provided Tandem Premises**

This option provides an alternate routing arrangement for customers who order in trunks and have access to an end office via two routes: one route equipped with Tandem Signaling Information (TSI) via a customer-provided tandem premises and one direct route without TSI. The option allows FGD or CST3 originating traffic from an end office to be offered first to the direct trunk group and then overflow to the customer-provided tandem group. When the customer selects this option, the customer may not have for the same end office an alternate route to a Company access tandem. This option is provided in suitably equipped end offices and is available with FGD or CST3 Service only.

## ACCESS SERVICE

## 6. SWITCHED ACCESS SERVICE

**6.3 COMMON SWITCHING, TRANSPORT TERMINATION AND LINE TERMINATION  
OPTIONAL FEATURES AND BSES****6.3.1 COMMON SWITCHING OPTIONAL FEATURES AND BSES (Cont'd)**

## N. Trunk Access Limitation

This option provides for the routing of originating 900 service calls to a specified number of transmission paths in a trunk group, in order to limit (choke) the completion of such traffic to the customer. Calls to the designated service which could not be completed over the subset of transmission paths in the trunk group, i.e., the choked calls, would be routed to reorder tone. It is provided in all Company electronic end offices and where available in electromechanical end offices. It is available with CST2, CST3, Feature Groups C and D.

## O. International Carrier Option

This option allows for CST3 and Feature Group D end offices or access tandem switches equipped for International Direct Distance Dialing to be arranged to forward international calls to a carrier other than the one designated by the end user through IC Subscription or 101XXXX dialing. There are two additional features provided with this option as described following.

## 1. International Carriers International Feature

This feature allows an international carrier without a presence in the LATA to authorize the Company to forward its end users' international calls to a domestic carrier for transport to the international carrier.

## 2. Domestic Carriers International Feature

This feature allows a domestic carrier to authorize the Company to forward its end users' international calls to an international carrier with a presence in the LATA

In either case, this arrangement requires provision of written verification to the Company that the customer is allowed to forward such calls. The written verification must be in the form of a letter of agency authorizing the customer to order the option on behalf of another carrier.



## ACCESS SERVICE

## 6. SWITCHED ACCESS SERVICE

6.3 COMMON SWITCHING, TRANSPORT TERMINATION AND LINE TERMINATION  
OPTIONAL FEATURES AND BSEs

## 6.3.1 COMMON SWITCHING OPTIONAL FEATURES AND BSEs (Cont'd)

P. *SWITCHNET 56* Service Switching Capability

This option allows for a connection between the customer's premises and a suitably equipped end users premises utilizing end office and/or access tandem switching capable of transmitting 56 kbps digital data. *SWITCHNET 56* Service is available in conjunction with CST3 or Feature Group D from suitably equipped electronic end offices and/or access tandems. When *SWITCHNET 56* Service is ordered in conjunction with CST3 or FGD, it requires the use of a separate trunk group equipped with Interface Group 6. When *SWITCHNET 56* is used with CST3 or FGD, the standard CST3 or FGD dialing pattern is used. This dialing pattern may vary according to the technology implemented in each specific Company end office and/or access tandem (i.e., dialing #56 may be required dependent upon the switching technology).

## Q. WATS Access Service (WATS)[1]

(T)

## 1. Description

At the option of the customer, WATS Access Service as specified following may be provided at Company designated end office switches, referred to as WATS Serving Office(s) (WSO). WATS Serving Offices are identified in National Exchange Carrier Association, Inc. Tariff F.C.C. No. 4. WATS Access Service is provided in conjunction with Lineside and Trunkside Switched Access Service and any compatible Private Line Transport Service, referred to as WATS Access Line(s). The WATS Access Line as described in 5.2, preceding, is required to connect the WSO to the end user's premises.

[1] Effective February 1, 2020, WATS Private Line Transport Service is grandfathered. Availability to current customers who are not under contract is limited to circuits already in place at existing locations. Customers under existing contracts will be allowed to place new orders and moves only to the extent permitted by their contracts. Existing contracts will not be renewed. When contracts expire, customers may retain their service on a month-to-month basis and will be limited in service circuits at existing locations.

(N)

(N)

**ACCESS SERVICE****6. SWITCHED ACCESS SERVICE****6.3 COMMON SWITCHING, TRANSPORT TERMINATION AND LINE TERMINATION  
OPTIONAL FEATURES AND BSEs****6.3.1 COMMON SWITCHING OPTIONAL FEATURES AND BSEs****Q. WATS Access Service (WATS)[1]****(T)****1. Description (Cont'd)**

The WSO is capable of performing the necessary routing, screening and recording functions for 800/800-type Service, WATS and similar services and is provided only for use at the closed end of such services. The WSO may be capable of performing some or all of the WATS Access Service Arrangements and WATS Access Service Options as described in 2. and 3., following. Technical limitations resident in certain end office switches that are designated as a WSO, may preclude the availability of certain WATS Access Service Arrangements and WATS Access Service Options. In addition, Answer Supervision for Use with WATS Access Service, as described in 6.3.3.A., following, is available only in suitably equipped WATS Serving Offices.

WATS Access Service can be arranged for originating-only, terminating-only or two-way calling, depending on the specific arrangement employed. Dial-pulse or dual-tone multifrequency address signaling and either loop start or ground start supervisory signaling is used to work with any compatible Private Line Transport Service, such as Analog Private Line - Voice Grade or PLTS DS1 Services. Unless otherwise described herein, all options and optional features that are available with Lineside or Trunkside access are available in conjunction with WATS Access Service. Options and optional features that are available with Private Line Transport Services used as WATS Access Lines are provided as set forth in Section 7, following.

- [1] Effective February 1, 2020, WATS Private Line Transport Service is grandfathered. Availability to current customers who are not under contract is limited to circuits already in place at existing locations. Customers under existing contracts will be allowed to place new orders and moves only to the extent permitted by their contracts. Existing contracts will not be renewed. When contracts expire, customers may retain their service on a month-to-month basis and will be limited in service circuits at existing locations.

**(N)****(N)**

## ACCESS SERVICE

## 6. SWITCHED ACCESS SERVICE

6.3 COMMON SWITCHING, TRANSPORT TERMINATION AND LINE TERMINATION  
OPTIONAL FEATURES AND BSES

## 6.3.1 COMMON SWITCHING OPTIONAL FEATURES AND BSES

## Q. WATS Access Service (WATS)[1]

(T)

## 1. Description (Cont'd)

WATS Access Lines are subject to all applicable Private Line Transport Service Channel Termination rates as specified in Section 7, following, or as found on the Company's website or Company's other designated location for connections between the end user's premises and the WSO wire center. In cases where WATS Access Service is requested from a wire center that is not a WSO, Channel Mileage, as found on the Company's website or Company's other designated location will apply to the connecting facility provided between the end user's serving wire center and the WSO wire center where the WATS Access Service is provided. Channel Mileage will be calculated on the airline distance between the end user's serving wire center and the WSO wire center.

In cases where WATS Access Service is provided from a wire center that is a WSO but lacks the capability for the requested WATS Access Service arrangement, no Channel Mileage charges will apply.

## 2. WATS Access Service Arrangements

WATS Access Service is available as provided in five unique arrangements (i.e., Packages) which are differentiated by service type (e.g., WATS and 800/800-type Service), directionality, call type, service prefix and traffic type. WATS Access Service Arrangements are available in conjunction with Lineside and Trunkside Access as specified herein. A brief description of each WATS Access Service Arrangement is following.

[1] Effective February 1, 2020, WATS Private Line Transport Service is grandfathered. Availability to current customers who are not under contract is limited to circuits already in place at existing locations. Customers under existing contracts will be allowed to place new orders and moves only to the extent permitted by their contracts. Existing contracts will not be renewed. When contracts expire, customers may retain their service on a month-to-month basis and will be limited in service circuits at existing locations.

(N)

(N)

## ACCESS SERVICE

## 6. SWITCHED ACCESS SERVICE

6.3 COMMON SWITCHING, TRANSPORT TERMINATION AND LINE TERMINATION  
OPTIONAL FEATURES AND BSES

## 6.3.1 COMMON SWITCHING OPTIONAL FEATURES AND BSES

## Q. WATS Access Service (WATS)[1]

(T)

## 2. WATS Access Service Arrangements (Cont'd)

## a. Package 1 - Local/OUTWATS (Band N)

An originating-only service that delivers local, intraLATA and interLATA traffic to the customer. Blocking is performed by the Company on some traffic types as detailed in f., following.

## b. Package 2 - OUTWATS (Band 9)

An originating-only service that delivers intraLATA/interstate and all interLATA traffic to the customer. Local and intraLATA/intrastate traffic is retained and delivered by the Company. The Company will bill the end user directly for charges associated with local and intraLATA/ intrastate usage, at the applicable state intraLATA Band 0 OUTWATS rates. This arrangement is available only with CST2, CST3, Feature Groups C and D. In addition, the Company will retain or block certain traffic types as detailed in f., following.

## c. Package 3 - Two-Way WATS (Band Y)

A two-way service that delivers local, intraLATA and interLATA traffic to the customer and completes traffic to an end user's premises. Blocking of certain traffic types is performed by the Company as detailed in f., following.

[1] Effective February 1, 2020, WATS Private Line Transport Service is grandfathered. Availability to current customers who are not under contract is limited to circuits already in place at existing locations. Customers under existing contracts will be allowed to place new orders and moves only to the extent permitted by their contracts. Existing contracts will not be renewed. When contracts expire, customers may retain their service on a month-to-month basis and will be limited in service circuits at existing locations.

(N)

(N)

## ACCESS SERVICE

## 6. SWITCHED ACCESS SERVICE

6.3 COMMON SWITCHING, TRANSPORT TERMINATION AND LINE TERMINATION  
OPTIONAL FEATURES AND BSES

## 6.3.1 COMMON SWITCHING OPTIONAL FEATURES AND BSES

## Q. WATS Access Service (WATS)[1]

(T)

## 2. WATS Access Service Arrangements (Cont'd)

## d. Package 4 - Traditional WATS (Bands 1-6)

An originating-only service that delivers all interstate traffic to the customer for the banded (i.e., screened) serving areas that have been ordered by the customer. Calls that are destined to banded serving areas that are not ordered by the customer will be blocked by the Telephone Company. This arrangement is available only with CST2, CST3, Feature Groups C and D. In addition, the Telephone Company will retain or block certain traffic types as detailed in f., following.

## e. Package 5 - INWATS

A terminating-only service that completes traffic to an end user's premises. This service is available in conjunction with a customer's 800/800-type Service.

## f. The following matrix specifies the directionality, call type, service prefix and traffic type associated with the WATS Access Service Arrangements described preceding.

[1] Effective February 1, 2020, WATS Private Line Transport Service is grandfathered. Availability to current customers who are not under contract is limited to circuits already in place at existing locations. Customers under existing contracts will be allowed to place new orders and moves only to the extent permitted by their contracts. Existing contracts will not be renewed. When contracts expire, customers may retain their service on a month-to-month basis and will be limited in service circuits at existing locations.

(N)

(N)

## ACCESS SERVICE

## 6. SWITCHED ACCESS SERVICE

6.3 COMMON SWITCHING, TRANSPORT TERMINATION AND LINE TERMINATION  
OPTIONAL FEATURES AND BSES

## 6.3.1 COMMON SWITCHING OPTIONAL FEATURES AND BSES

- Q. WATS Access Service (WATS)[1] (T)
2. WATS Access Service Arrangements
- f. (Cont'd)

|                      | PKG. 1   | PKG. 2   | PKG. 3   | PKG. 4      | PKG. 5 |
|----------------------|----------|----------|----------|-------------|--------|
|                      | (BAND N) | (BAND 9) | (BAND Y) | (BANDS 1-6) |        |
| <b>DIRECTION</b>     |          |          |          |             |        |
| Originating-only     | X        | X        |          | X           |        |
| Terminating-only     |          |          |          |             | X      |
| Two-way              |          |          | X        |             |        |
| <b>CALL TYPE</b>     |          |          |          |             |        |
| Local                | D        | R        | D        | B           |        |
| IntraLATA/Intrastate | D        | R        | D/C      | B           | C      |
| IntraLATA/Interstate | D        | D        | D/C      | D           | C      |
| InterLATA/Intrastate | D        | D        | D/C      | B           | C      |
| InterLATA/Interstate | D        | D        | D/C      | D           | C      |

X = Available with the Package arrangement

D = Telephone Company DELIVERS traffic to the customer

R = Telephone Company RETAINS and delivers traffic

C = Telephone Company COMPLETES traffic to the end user's premises

B = Telephone Company BLOCKS traffic to an announcement

- [1] Effective February 1, 2020, WATS Private Line Transport Service is grandfathered. Availability to current customers who are not under contract is limited to circuits already in place at existing locations. Customers under existing contracts will be allowed to place new orders and moves only to the extent permitted by their contracts. Existing contracts will not be renewed. When contracts expire, customers may retain their service on a month-to-month basis and will be limited in service circuits at existing locations. (N)

## ACCESS SERVICE

## 6. SWITCHED ACCESS SERVICE

6.3 COMMON SWITCHING, TRANSPORT TERMINATION AND LINE TERMINATION  
OPTIONAL FEATURES AND BSEs

## 6.3.1 COMMON SWITCHING OPTIONAL FEATURES AND BSEs

- Q. WATS Access Service (WATS)[1] (T)
2. WATS Access Service Arrangements
- f. (Cont'd)

|                          | PKG. 1   | PKG. 2   | PKG. 3   | PKG. 4      | PKG. 5 |
|--------------------------|----------|----------|----------|-------------|--------|
|                          | (BAND N) | (BAND 9) | (BAND Y) | (BANDS 1-6) |        |
| <b>SERVICE PREFIX</b>    |          |          |          |             |        |
| BOC Opr. (0-)            | B        | R        | B        | R           |        |
| IEC Opr. (00)            | D        | D        | D        | D           |        |
| 0+                       | B        | B        | B        | B           |        |
| IDDD (01)                | B        | B        | B        | B           |        |
| IDDD (011)               | D        | D        | D        | B           |        |
| 1+                       | D        | D        | D        | D           |        |
| 101XXXX                  | B        | B        | B        | B           |        |
| No prefix                | B        | B        | B        | B           |        |
| <b>TRAFFIC TYPE</b>      |          |          |          |             |        |
| 411                      | B        | R        | B        | B           |        |
| 499/976                  | B        | B        | B        | B           |        |
| 551/611                  | D        | R        | D        | R           |        |
| 5YY                      | B        | B        | B        | B           |        |
| 555                      | D        | R        | D        | B           |        |
| 700                      | D        | D        | D        | D           |        |
| 8XX-originating          | B        | B        | B        | B           |        |
| 800/800-type-terminating |          |          | C        |             | C      |
| 900                      | B        | B        | B        | B           |        |
| 911                      | B        | B        | B        | B           |        |
| 950                      | B        | B        | B        | B           |        |
| Vacant code              | B        | B        | B        | B           |        |

D = Company DELIVERS traffic to the customer

R = Company RETAINS and delivers traffic

C = Company COMPLETES traffic to the end user's premises

B = Company BLOCKS traffic to an announcement

- [1] Effective February 1, 2020, WATS Private Line Transport Service is grandfathered. Availability to current customers who are not under contract is limited to circuits already in place at existing locations. Customers under existing contracts will be allowed to place new orders and moves only to the extent permitted by their contracts. Existing contracts will not be renewed. When contracts expire, customers may retain their service on a month-to-month basis and will be limited in service circuits at existing locations. (N)

## ACCESS SERVICE

## 6. SWITCHED ACCESS SERVICE

6.3 COMMON SWITCHING, TRANSPORT TERMINATION AND LINE TERMINATION  
OPTIONAL FEATURES AND BSEs

## 6.3.1 COMMON SWITCHING OPTIONAL FEATURES AND BSEs

## Q. WATS Access Service (WATS)[1] (Cont'd)

(T)

## 3. WATS Access Service Options

WATS Access Service Options are available in conjunction with the WATS Access Service Arrangements detailed in 2., preceding. These options are provided in Company designated WATS Serving Offices and are available for use with WATS Access Service only. WATS Access Service Options are available in conjunction with Lineside and Trunkside Access, as specified herein.

## a. Band Advance

This option, which is provided in association with two or more WATS Access Line groups, provides for the automatic overflow of terminating calls to a WATS Access Line group, when that group has exceeded its call capacity, to another WATS Access Line group.

## b. End Office End User Line Screening

This option provides the ability to verify that an end user has dialed a called party address (by screening the called NPA and/or NXX on the basis of geographical bands selected by the Telephone Company) which is in accordance with that end user's service agreement with the customer (e.g., WATS). This option is available only with CST2, CST3, Feature Groups C or D and originating WATS Access Lines.

## c. Hunt Group

This option provides the ability to access sequentially one of two or more WATS Access Lines in the terminating direction, when the hunting number of the WATS Access Line group is forwarded from the customer to the Telephone Company.

[1] Effective February 1, 2020, WATS Private Line Transport Service is grandfathered. Availability to current customers who are not under contract is limited to circuits already in place at existing locations. Customers under existing contracts will be allowed to place new orders and moves only to the extent permitted by their contracts. Existing contracts will not be renewed. When contracts expire, customers may retain their service on a month-to-month basis and will be limited in service circuits at existing locations.

(N)

(N)



## ACCESS SERVICE

## 6. SWITCHED ACCESS SERVICE

6.3 COMMON SWITCHING, TRANSPORT TERMINATION AND LINE TERMINATION  
OPTIONAL FEATURES AND BSES

## 6.3.1 COMMON SWITCHING OPTIONAL FEATURES AND BSES

## Q. WATS Access Service (WATS)[1]

(T)

## 3. WATS Access Service Options (Cont'd)

## d. Uniform Call Distribution

This option provides a type of multiline hunting which provides for an even distribution of terminating calls among the available WATS Access Lines in the hunt group.

## e. Nonhunting Number for Use with Hunt Group or Uniform Call Distribution

This option provides for an individual WATS Access Line that is within a multiline hunt or uniform call distribution group, to provide access to the WATS Access Service within the hunt or uniform call distribution group when it is idle or provides busy tone when it is busy, when the nonhunting number is dialed.

## f. The following matrix specifies which WATS Access Service Options as described in a. - e., preceding, are available with the WATS Access Service Arrangements.

|        | PKG.1    | PKG. 2   | PKG. 3   | PKG. 4         | PKG. 5 |
|--------|----------|----------|----------|----------------|--------|
|        | (BAND N) | (BAND 9) | (BAND Y) | (BANDS<br>1-6) |        |
| OPTION |          |          |          |                |        |
| a.     |          |          |          |                | X      |
| b.     |          |          |          | X              |        |
| c.     |          |          | X        |                | X      |
| d.     |          |          | X        |                | X      |
| e.     |          |          | X        |                | X      |

[1] Effective February 1, 2020, WATS Private Line Transport Service is grandfathered. Availability to current customers who are not under contract is limited to circuits already in place at existing locations. Customers under existing contracts will be allowed to place new orders and moves only to the extent permitted by their contracts. Existing contracts will not be renewed. When contracts expire, customers may retain their service on a month-to-month basis and will be limited in service circuits at existing locations.

(N)

(N)

## ACCESS SERVICE

## 6. SWITCHED ACCESS SERVICE

6.3 COMMON SWITCHING, TRANSPORT TERMINATION AND LINE TERMINATION  
OPTIONAL FEATURES AND BSES

## 6.3.1 COMMON SWITCHING OPTIONAL FEATURES AND BSES (Cont'd)

## R. InterLATA Toll Denial

This option provides the screening of all calls on terminating CSL and FGA lines and for the completion only of calls to 411, 611, 911, 800/800-type, 555-1212, Local Information Delivery Services and 0+ or 1+ intraLATA. All interLATA calls, 950-XXXX or 101XXXX are routed to a recorded announcement.

This feature is provided in all Company end offices where technically available. It is available with CSL and Feature Group A. This feature does not affect calls placed on originating CSL and FGA lines.

Customers requesting Lineside Access without the InterLATA Toll Denial option, will be responsible for InterLATA calls recorded on CSL and FGA line(s).

## S. 950 on FGD and CST3

## 1. 950 on FGD

Feature Group D (FGD) Access Service, as set forth in 6.2.4, preceding, may be ordered to route calls from a designated 950-XXXX access code to FGD access service. When a customer has FGD access service and does not have Feature Group B access service from a particular end office, 950 on FGD may be ordered to activate a customer's designated 950-XXXX access code in that end office. This will allow the Company to direct those designated 950-XXXX calls dialed by the customer's end users to the customer's FGD access service.

**ACCESS SERVICE****6. SWITCHED ACCESS SERVICE****6.3 COMMON SWITCHING, TRANSPORT TERMINATION AND LINE TERMINATION  
OPTIONAL FEATURES AND BSEs****6.3.1 COMMON SWITCHING OPTIONAL FEATURES AND BSEs****S. 950 on FGD and CST3****1. 950 on FGD (Cont'd)**

When a customer has both FGB and FGD access service and orders 950 on FGD in a particular end office, the Company will direct those designated 950-XXXX calls dialed by the customer's end users to the customer's FGD access service in that end office.

In both methods, the customer must be prepared to handle normally dialed FGD calls, as well as calls dialed with the designated 950-XXXX access code which requires the customer to receive additional address signaling. Such calls will be rated as FGD.

950 on FGD will be provided from Company end offices and tandems, where technically feasible. Effective with the date of this tariff (July 1, 1998) 950 on FGD is available only to customers where the 950 carrier identification code is the same as the FGD carrier identification code. The customer must specify the end office where 950 on FGD is to be activated to allow calls from a designated 950-XXXX access code to be routed over FGD access service. The customer is precluded from having originating 950 on FGD and originating FGB in the same end office utilizing the same 950-XXXX CIC.

**2. 950 on CST3**

CST3 Access Service as set forth in 6.2.6, preceding, may be ordered to route calls from a designated 950-XXXX access code to CST3 access service. When a customer has CST3 access service and does not have CST1 access service from a particular end office, 950 on CST3 may be ordered to activate a customer's designated 950-XXXX access code in that end office. This will allow the Company to direct those designated 950-XXXX calls dialed by the customer's end users to the customer's CST3 access service.

When a customer has both CST1 and CST3 access service and orders 950 on CST3 in a particular end office, the Company will direct those designated 950-XXXX calls dialed by the customer's end users to the customer's CST3 access service in that end office.

**ACCESS SERVICE****6. SWITCHED ACCESS SERVICE****6.3 COMMON SWITCHING, TRANSPORT TERMINATION AND LINE TERMINATION  
OPTIONAL FEATURES AND BSEs****6.3.1 COMMON SWITCHING OPTIONAL FEATURES AND BSEs**

- S. 950 on FGD and CST3
- 2. 950 on CST3 (Cont'd)

In both methods, the customer must be prepared to handle normally dialed CST3 calls, as well as calls dialed with the designated 950-XXXX access code which requires the customer to receive additional address signaling. Such calls will be rated as CST3.

950 on CST3 will be provided from Company end offices and tandems, where technically feasible. Effective with the date of this tariff (July 1, 1998) 950 on CST3 is available only to customers where the 950 carrier identification code is the same as the CST3 carrier identification code. The customer must specify the end office where 950 on CST3 is to be activated to allow calls from a designated 950-XXXX access code to be routed over CST3 access service. The customer is precluded from having originating 950 on CST3 and originating CST1 in the same end office utilizing the same 950-XXXX CIC.

**T. Call Transfer (BSE)**

This option allows the customer to transfer an incoming call to a third party or add a third party to an existing incoming call, forming a three party connection, and then to leave the connection without disconnecting the call. This feature is provided only in suitably equipped end offices with CSL and FGA.

**U. Three-Way Calling (BSE)**

This option allows a customer to add a third party to an established local or long distance connection without the assistance of an operator. The third party is called by the customer initiating the Three-Way Calling on either a local or long distance basis. This feature is provided only in suitably equipped end offices with CSL and FGA.

**V. Caller Identification - Number (ICLID) (BSE)**

Caller Identification - Number (ICLID) provides the customer with the calling party's directory number at the time the call is received. The calling number is transmitted to the customer during the first silent interval of the ringing cycle. The number is displayed on customer-provided equipment. This option is only available from appropriately equipped Company electronic end office switches with CSL and FGA. Technical specifications are delineated in Technical Reference TR-NWT-000031.

**ACCESS SERVICE****6. SWITCHED ACCESS SERVICE****6.3 COMMON SWITCHING, TRANSPORT TERMINATION AND LINE TERMINATION  
OPTIONAL FEATURES AND BSES****6.3.1 COMMON SWITCHING OPTIONAL FEATURES AND BSEs (Cont'd)****W. Caller Identification - Bulk (BCLID) (BSE)**

Caller Identification - Bulk (BCLID) allows a customer with a CSL or FGA Switched Access multiline hunt group to receive call-related information at the time a call is received. The following call related information is transmitted per incoming call:

- The calling and called directory number (DN)
- The time of day the call was placed
- The busy/idle status of the called DN
- The calling line type (individual or group)

A DNAL is required between the customer's FGA dial tone office and the customer's premises for the transmission of the call-related data. The Call Data input/output Central Office Facility provides the central office facilities necessary to transmit Call Data Information over the DNAL.

The customer shall be responsible for the provision of a compatible Customer Premises Equipment (CPE) modem which will receive, translate, display and/or store the transmitted data. The modem speed is dependent on the type of DNAL provided as set forth in 6.2.10, preceding. The installation, repair and technical capability of that equipment to function in conjunction with the service specified herein is the responsibility of the customer.

For incoming calls from callers served by PBXs, only the main number of the PBX will be transmitted. For incoming calls from callers in a multiline hunt group, only the main number of the hunt group will be transmitted.

Caller Identification-Bulk will be provided where technically feasible with CSL and FGA service. Technical specifications are delineated in Technical Reference GR-32-CORE.

**ACCESS SERVICE****6. SWITCHED ACCESS SERVICE****6.3 COMMON SWITCHING, TRANSPORT TERMINATION AND LINE TERMINATION  
OPTIONAL FEATURES AND BSEs****6.3.1 COMMON SWITCHING OPTIONAL FEATURES AND BSEs (Cont'd)****X. Message Delivery Service (BSE) and Message Delivery Service - Interoffice  
(BSE)**

Message Delivery Service (MDS) and Message Delivery Service - Interoffice (MDSI) transmits call-related information pertaining to all incoming telephone calls to the customer's Switched Access CSL or FGA multiline hunt group.

MDS and MDSI are available in technically equipped Company-designated electronic end office switches with CSL or FGA Switched Access Services. Technical specifications are delineated in Telcordia Technologies Generic Requirements document GR-283-CORE Issue 3, February 2002, Simplified Message Desk Interface (SMDI) and Telcordia Technologies Generic Requirements GR-1193-CORE Issue 2, February 2002, Generic Requirements for a Dedicated Data Link Interface Between an End Office SPCS and CPE FSD 04-07-0000.

Rates and charges for MDS and MDSI are set forth in 6.8.2, following,

**1. Message Delivery Service (BSE)**

MDS call-related information includes the following:

- The called directory number.
- The calling directory number (if the central office switch that serves the calling party is connected to the same Company Common Channel Signaling Network as the central office switch serving the MDS customer and is equipped with the appropriate software).
- An indication that the call was forwarded as the result of a busy condition, don't answer condition or if the call was a direct dialed call.

A DNAL, provided as set forth in 6.2.10, preceding, is required between the customer's CSL or FGA dial tone office and the customer's premises for the transmission of the call-related information to the customer's premises.

**ACCESS SERVICE****6. SWITCHED ACCESS SERVICE****6.3 COMMON SWITCHING, TRANSPORT TERMINATION AND LINE TERMINATION  
OPTIONAL FEATURES AND BSEs****6.3.1 COMMON SWITCHING OPTIONAL FEATURES AND BSEs****X. Message Delivery Service (BSE) and Message Delivery Service - Interoffice  
(BSE)****1. Message Delivery Service (BSE) (Cont'd)**

In addition to Switched Access CSL or FGA service and the DNAL, the following MDS rate categories are required as described following:

- The Call Data input/output Central Office Facility is assessed per DNAL connection. The Call Data input/output Central Office Facility provides the central office facilities necessary to transmit the call-related information over the DNAL.
- The MDS Arrangement is assessed per CSL or FGA multiline hunt group arrangement. The MDS Arrangement allows call-related information for calls forwarded to lines arranged in a multiline hunt group to be directed to the associated Call Data input/output Central Office Facility.
- The Call Data charge is assessed per CSL or FGA line in the multiline hunt group. The Call Data allows lines arranged in a multiline hunt group to identify the specific terminal number of the call received as part of the call-related information directed to the associated Call Data input/output Central Office Facility.

The customer must order a DNAL, CSL or FGA Switched Services and the MDS (BSE) at each central office where the customer has clients. More than one CSL or FGA multiline hunt group may be served by the same DNAL and Call Data input/output Central Office Facility where the central office switch type permits. When used in conjunction with a Message Waiting Indication feature, the customer must have compatible message desk customer-provided equipment.

The customer shall be responsible for the provision of a compatible Customer Premises Equipment (CPE) modem that will receive, translate, display and/or store the transmitted call-related information. The modem speed is dependent on the type of DNAL provided as set forth in 6.2.10, preceding. The installation, repair and technical capability of that equipment to function in conjunction with the service specified herein is the responsibility of the customer.

**ACCESS SERVICE**

**6. SWITCHED ACCESS SERVICE**

**6.3 COMMON SWITCHING, TRANSPORT TERMINATION AND LINE TERMINATION  
OPTIONAL FEATURES AND BSEs**

**6.3.1 COMMON SWITCHING OPTIONAL FEATURES AND BSEs**

X. Message Delivery Service (BSE) and Message Delivery Service - Interoffice (BSE) (Cont'd)

2. Message Delivery Service - Interoffice (BSE)

MDSI call-related information includes the following:

- The 10- digit called directory number.
- The 10-digit calling directory number (if the central office switch that serves the calling party is connected to the same Company Common Channel Signaling Network as the central office switch serving the MDSI customer and is equipped with the appropriate software).
- An indication that the call was forwarded as the result of a busy condition, don't answer condition or if the call was a direct dialed call.

A DNAL, provided as set forth in 6.2.10, preceding, is required between the customer's CSL or FGA dial tone office (i.e., MDSI hub office) and the customer's premises for the transmission of the call-related information to the customer's premises.



**ACCESS SERVICE**

**6. SWITCHED ACCESS SERVICE**

**6.3 COMMON SWITCHING, TRANSPORT TERMINATION AND LINE TERMINATION  
OPTIONAL FEATURES AND BSEs**

**6.3.1 COMMON SWITCHING OPTIONAL FEATURES AND BSEs**

- X. Message Delivery Service (BSE) and Message Delivery Service - Interoffice (BSE)
- 2. Message Delivery Service - Interoffice (BSE) (Cont'd)

In addition to Switched Access CSL or FGA service and the DNAL, the following MDSI rate categories are required as described following:

- The Call Data input/output Central Office Facility is assessed per DNAL connection. The Call Data input/output Central Office Facility provides the central office facilities necessary to transmit the call-related information over the DNAL.
- The MDSI Arrangement is assessed per CSL or FGA multiline hunt group arrangement. The MDSI Arrangement allows call-related information for calls forwarded to lines arranged in a multiline hunt group to be directed to the associated Call Data input/output Central Office Facility.
- The Call Data - Interoffice charge is assessed per CSL or FGA line in the multiline hunt group. The Call Data - Interoffice allows lines arranged in a multiline hunt group to identify the specific terminal number of the call received as part of the call-related information directed to the associated Call Data input/output Central Office Facility.

**ACCESS SERVICE****6. SWITCHED ACCESS SERVICE****6.3 COMMON SWITCHING, TRANSPORT TERMINATION AND LINE TERMINATION  
OPTIONAL FEATURES AND BSEs****6.3.1 COMMON SWITCHING OPTIONAL FEATURES AND BSEs**

- X. Message Delivery Service (BSE) and Message Delivery Service - Interoffice (BSE)
- 2. Message Delivery Service - Interoffice (BSE) (Cont'd)

The customer must have a Switched Access CSL or FGA multiline hunt group in the same central office switch where the DNAL, Call Data input/output Central Office Facility, MDSI arrangement and Call Data - Interoffice terminate. More than one CSL or FGA multiline hunt group may be served by the same DNAL and Call Data input/output Central Office Facility where the central office switch type permits. When used in conjunction with a Message Waiting Indication feature, the customer must have compatible message desk customer-provided equipment.

The MDSI customer receives their call-related information from all central offices within the LATA served by the same Company Common Channel Signaling Network at the MDSI hub office.

The customer shall be responsible for the provision of compatible Customer Premises Equipment (CPE) modem that will receive, translate, display and/or store the transmitted call-related information. The modem speed is dependent on the type of DNAL provided as set forth in 6.2.10, preceding. The installation, repair and technical capability of that equipment to function in conjunction with the service specified herein is the responsibility of the customer.

MDSI traffic volumes may require the customer and the Company to cooperatively negotiate for more than one MDSI service arrangement. The Company maintains its right to limit growth of an existing MDSI service arrangement or the installation of a new MDSI service arrangement based on available capacity of the end office switch and/or its associated network when the Company determines that such growth could overload Company or customer facilities and impair the provision of acceptable service levels as described in 6.5.1, following.

## ACCESS SERVICE

## 6. SWITCHED ACCESS SERVICE

6.3 COMMON SWITCHING, TRANSPORT TERMINATION AND LINE TERMINATION  
OPTIONAL FEATURES AND BSES

## 6.3.1 COMMON SWITCHING OPTIONAL FEATURES AND BSES (Cont'd)

Y. *DID* Trunk Queuing and Basic Announcement (BSE)

Direct Inward Dial (*DID*) Trunk Queuing is a network capability that allows customers to receive and hold calls coming into a busy *DID* trunk group. The service will place these calls in a queue, to be held until a trunk between the serving wire center and the customer's CPE is available. When a trunk becomes available, in the same order of call arrival a call will drop out of queue and be connected to the trunk. Calls held in queue will hear ringing.

- Delay Announcement

This option allows for incoming calls held in queue to hear a recorded announcement after a predetermined amount of time. The standardized announcement can be accessed a maximum of four times. Depending upon the customer's choice, ringing or silence will be returned after each announcement.

The provision of this feature requires that the customer subscribe to a sufficient number of facilities to adequately handle the volume of incoming calls.

The customer must specify the number of calls (maximum of 255) held in queue. In addition, the customer must specify the length of time a call is held in queue before going to delay announcements. The customer must also specify the number of announcements (maximum of four) and the amount of time between announcements. Changes to these values may only be made through the issuance of a service order. A nonrecurring charge as set forth in 6.8.2, following, will apply.

All *DID* station numbers on a *DID* trunk group must be equipped with trunk queuing. This option is available with *DID* Switched Access Service in suitably equipped end offices.

**ACCESS SERVICE****6. SWITCHED ACCESS SERVICE****6.3 COMMON SWITCHING, TRANSPORT TERMINATION AND LINE TERMINATION  
OPTIONAL FEATURES AND BSEs****6.3.1 COMMON SWITCHING OPTIONAL FEATURES AND BSEs (Cont'd)****Z. Make Busy (BSE)**

Make Busy provides a method for making lines appear busy to the serving wire center while they are in an idle state. This function would also allow a customer to have all incoming calls routed to another location upon activation of a CPE device. Calls to these lines will either encounter a busy condition or be completed to the alternate location, transparently to the caller. The capability is activated by a customer provided key at the customer's premises. The activation signal is transmitted to the serving wire center via a DNAL, provided as set forth in 6.2.10, preceding, for each key. This option is available with CSL and FGA where technically feasible. Technical specifications are delineated in Technical Reference GR-569-CORE.

**AA. Call Forwarding Variable (BSE)**

Call Forwarding Variable permits the customer to initiate call forwarding/automatic transfer of all incoming calls to another telephone number on an as-needed basis. Calls can be forwarded to most telephone numbers either inside or outside the customer's local calling area. Once the customer establishes Call Forwarding, it remains in effect until it is cancelled by the customer. The customer cannot answer calls once this feature is activated. Call Forwarding Variable is provided in suitably equipped end offices and is available with CSL and FGA.

## ACCESS SERVICE

## 6. SWITCHED ACCESS SERVICE

6.3 COMMON SWITCHING, TRANSPORT TERMINATION AND LINE TERMINATION  
OPTIONAL FEATURES AND BSEs

## 6.3.1 COMMON SWITCHING OPTIONAL FEATURES AND BSEs (Cont'd)

## AB. Queuing for Use With UCD (BSE)

## • Queuing

An arrangement whereby incoming calls that are placed to lines within a UCD system can be held in queue if all lines within the system are busy. Calls in queue will be held in their order of arrival until a line becomes available. Calls in queue are served on a first-in first-out basis. Calls held in queue will hear ringing until answered.

## • Delay Announcement

This option allows for incoming calls held in queue to hear a recorded announcement after a predetermined amount of time. The standardized announcement can be accessed a maximum of four times. Depending upon the customer's choice, ringing or silence will be returned after each announcement.

The provision of this feature requires that the customer subscribe to a sufficient number of facilities to adequately handle the volume of incoming calls.

The customer must specify the number of calls (maximum of 255) held in queue. In addition, the customer must specify the length of time a call is held in queue before going to delay announcement. The customer must also specify the number of announcements (maximum of four) and the amount of time between announcements. Changes to these values may only be made through the issuance of a service order. A nonrecurring charge as set forth in 6.8.2, following, will apply.

Queuing on UCD will only be provided where technically feasible and is available with CSL and FGA.

## ACCESS SERVICE

## 6. SWITCHED ACCESS SERVICE

**6.3 COMMON SWITCHING, TRANSPORT TERMINATION AND LINE TERMINATION  
OPTIONAL FEATURES AND BSES****6.3.1 COMMON SWITCHING OPTIONAL FEATURES AND BSES (Cont'd)**

## AC. Signaling System Seven (SS7) Out of Band Signaling

This option provides SS7 out of band signaling on a CST3 or FGD transmission path group. This option provides the customer the ability to use out of band signaling to set up trunks on a per call basis. CCSAC Service as described in 20.2.1, following, is required between the customer's Signaling Point of Interface (SPOI) and the Telephone Company's Signal Transfer Point (STP) for SS7 out of band signaling in each LATA.

SS7 out of band signaling provides the automatic transmission of the following parameters:

1. Access Transport Parameter (ATP) provides automatic transmission of information from the originating calling location through the Common Channel Signaling Network. Information supplied using ATP may consist of one or more of the following: Called Party Subaddress; Calling Party Subaddress; High and Low Layer Compatibility and Compatibility Checking by the called party's equipment. ATP is available when Feature Group D or CST3 service is equipped with SS7 out of band signaling and Clear Channel Capability.
2. Calling Party Number (CPN) is the automatic transmission of the calling party's ten-digit telephone number to the customer's premises for calls originating in the LATA. The ten-digit number consists of the Numbering Plan Area (NPA) plus the seven-digit telephone number. The Company will automatically transmit CPN with SS7 out of band signaling in those offices suitably equipped with the software that allows customers to elect to block their CPN information from being displayed to the called party. This software allows the customer to block their CPN on a per call basis, and transmits a "privacy indicator" as part of the CPN information.
3. Charge Number is the SS7 out of band signaling equivalent of the 10-digit ANI telephone number. Charge Number is the automatic transmission of the ten-digit billing number of the calling station and the originating line information when a CST3 or FGD trunk group is provisioned with SS7 out of band signaling. Charge Number is provided when the customer requests the ANI optional feature or ANI (BSE) on FGD or CST3 trunk groups provisioned with SS7 out of band signaling.

**ACCESS SERVICE**

**6. SWITCHED ACCESS SERVICE**

**6.3 COMMON SWITCHING, TRANSPORT TERMINATION AND LINE TERMINATION  
OPTIONAL FEATURES AND BSEs**

**6.3.1 COMMON SWITCHING OPTIONAL FEATURES AND BSEs**

**AC. Signaling System Seven (SS7) Out of Band Signaling**

**3. (Cont'd)**

Charge Number information is provided based on the following requirements:

- a. the telephone number and billing information may be used for billing and collection, routing, screening, and completion of the originating subscriber's call or transaction, or for services directly related to the originating subscriber's call or transaction;
- b. the Charge Number information shall not be reused or resold without notifying the originating subscriber and obtaining the affirmative consent of such subscriber for such reuse or resale; and
- c. Charge Number information shall not be disclosed, except as permitted by a. and b., above, for any purpose other than:
  - performing the services or transactions that are the subject of the originating subscriber's call,
  - ensuring network performance security, and the effectiveness of call delivery,
  - compiling, using and disclosing aggregate information, and
  - complying with applicable law or legal process.
4. Carrier Selection Parameters (CSP) is the automatic transmission of a signaling indicator which signifies to the customer that the call being processed originated from a presubscribed line or by dialing the 101XXXX Code.

**ACCESS SERVICE****6. SWITCHED ACCESS SERVICE****6.3 COMMON SWITCHING, TRANSPORT TERMINATION AND LINE TERMINATION  
OPTIONAL FEATURES AND BSEs****6.3.1 COMMON SWITCHING OPTIONAL FEATURES AND BSEs****AC. Signaling System Seven (SS7) Out of Band Signaling (Cont'd)****5. Carrier Identification Parameter (CIP)**

Carrier Identification Parameter is an optional feature which identifies and transmits the Carrier Identification Code (CIC) of the presubscribed carrier or the Access Code (101XXXX) dialed by the calling party to the customer as part of the Initial Address Message (IAM). CIP is available with originating CST3 and Feature Group D Switched Access Service from suitably equipped SS7 end offices and tandems on a per trunk basis. The CIP optional feature requires the customer to purchase CCSAC Service as set forth in Section 20, following. The description and application of rates and charges are set forth in 6.7.1, following.

The technical specifications for ATP, CPN, CSP and CIP parameters are described in Technical References GR-905-CORE, GR-394-CORE and in Qwest Corporation Technical Publication 77342.

When rearranging signaling to SS7 out of band signaling, a SS7 Out of Band Signaling Rearrangement Charge applies as described in 6.7.1.C.5., following.



**ACCESS SERVICE****6. SWITCHED ACCESS SERVICE****6.3 COMMON SWITCHING, TRANSPORT TERMINATION AND LINE TERMINATION  
OPTIONAL FEATURES AND BSEs****6.3.1 COMMON SWITCHING OPTIONAL FEATURES AND BSEs (Cont'd)****AD. Clear Channel Capability (BSE)**

Clear Channel Capability (CCC) is the ability to send any combination of ones (marks) and zeros (spaces) in the 192 information bits of each frame. This permits 24 DSO-64 kbps services or 1.536 Mbps of customer information on the 1.544 Mbps line rate.

Bipolar Eight Zero Substitution (B8ZS) line code conformity is required. The B8ZS line code is described in Technical Reference GR-334-CORE.

CCC is available on CST3 or FGD service when the trunkside service is equipped with SS7 Out of Band Signaling and Interface Group 6 or 9 on separate trunk(s) in suitably equipped digital Company end offices or access tandems. CCC may be utilized in conjunction with 800 DB Access Service for transmission of 8XX data traffic where technically feasible.

CCC equipped trunkside service requires a specific traffic type (i.e., CCC Originating and/or CCC Terminating) as set forth in 6.1.1, preceding.

The description and application of rates and charges for CCC are set forth in 6.7.1.O., following.

## ACCESS SERVICE

## 6. SWITCHED ACCESS SERVICE

6.3 COMMON SWITCHING, TRANSPORT TERMINATION AND LINE TERMINATION  
OPTIONAL FEATURES AND BSEs (Cont'd)

## 6.3.2 TRANSPORT TERMINATION OPTIONAL FEATURES AND BSEs

## A. Operator Trunk - Coin, Non-Coin, or Combined Coin and Non-Coin

This option may be ordered to provide coin, non-coin, or combined coin and non-coin operation. It is available only with CST2, CST3, Feature Group C and D. Non-coin trunks are provided in Company electronic and electromechanical end offices. Coin and combined coin and non-coin trunks are provided only at Company electronic end offices and other Company end offices where equipment is available. This option is provided as a trunk type of Transport Termination and is not available with SS7 out of band signaling.

## 1. Coin

This arrangement provides initial coin return control and routing of 00+, 00-, 0+, 0-, 1+, 01+ or 011+ prefixed originating coin calls requiring operator assistance to the customer's premises. Because operator assisted coin calling traffic is routed over a trunk group dedicated to operator assisted calls, this arrangement is only provided in association with the Service Class Routing option.

The operator assistance coin calling arrangement is normally ordered by the customer in conjunction with the ANI optional feature, since the preponderance of trunk groups equipped with this arrangement will be terminated in the customer's operator service positions, rather than in the customer's manual cord boards.

## 2. Non-Coin

This arrangement provides the routing of 00+, 00-, 0+, 0-, 1+, 01+ or 011+ prefixed originating non-coin calls requiring operator assistance to the customer's premises. Because operator assisted non-coin calling traffic is routed over a trunk group dedicated to operator assisted calls, this arrangement is only provided in association with the Service Class Routing option.

**ACCESS SERVICE****6. SWITCHED ACCESS SERVICE****6.3 COMMON SWITCHING, TRANSPORT TERMINATION AND LINE TERMINATION  
OPTIONAL FEATURES AND BSES****6.3.2 TRANSPORT TERMINATION OPTIONAL FEATURES AND BSES**

- A. Operator Trunk - Coin, Non-Coin, or Combined Coin and Non-Coin
- 2. Non-Coin (Cont'd)

The operator assistance non-coin calling arrangement is normally ordered by the customer in conjunction with the ANI optional feature, since the preponderance of trunk groups equipped with this arrangement will be terminated in the customer's operator service positions, rather than in the customer's manual cord boards. When so equipped, the ANI feature provides the forwarding of information digits which identify that the call has originated from a hotel or motel, and whether room number identification is required, or that special screening is required, e.g., for coinless public stations, dormitory or inmate stations, or other screening arrangements agreed to between the customer and the Company.

- 3. Combined Coin and Non-Coin

This arrangement provides initial coin return control and routing of 00+, 00-, 0+, 0-, 1+, 01+ or 011+ prefixed originating operator assisted coin and non-coin calls requiring operator assistance to the customer's premises. Because operator assisted coin and non-coin calling traffic is routed over a trunk group dedicated to operator assisted calls, this arrangement is only provided in association with the Service Class Routing option.

This arrangement is normally ordered by the customer in conjunction with the ANI optional feature, since the preponderance of trunk groups equipped with this arrangement will be terminated in the customer's operator services systems, rather than in the customer's manual cord boards. When so equipped, the ANI optional features provide the forwarding of information digits which identify that the call has originated from a hotel or motel, and whether room number identification is required, or that special screening is required, e.g., for coinless pay telephones, dormitory or inmate stations, or other screening arrangements agreed to between the customer and the Company.

**ACCESS SERVICE****6. SWITCHED ACCESS SERVICE****6.3 COMMON SWITCHING, TRANSPORT TERMINATION AND LINE TERMINATION  
OPTIONAL FEATURES AND BSES****6.3.2 TRANSPORT TERMINATION OPTIONAL FEATURES AND BSES (Cont'd)****B. Operator Trunk - Full Feature**

This option provides the operator functions available in the end office to the customer's operator. These functions are (1), Operator Released; (2), Operator Attached; (3), Coin Collect; (4), Coin Return and (5), Ringback. It is available with CST3 and Feature Group D and is provided as a trunk type of Transport Termination. This option is not available with SS7 out of band signaling.

**6.3.3 LINE TERMINATION OPTIONAL FEATURES AND BSES**

**SEE 6.8 FOLLOWING, FOR SERVICE AVAILABILITY IN EACH STATE.**

**A. Answer Supervision for Use with WATS Access Service**

WATS Access Service, as described in 6.3.1.Q., preceding, may be ordered with Answer Supervision for originating Access Service. When the terminating end user answers, this option will provide a signal to the originating end user, provided that the customer has passed Answer Supervision to the Company. The exact timing of Answer Supervision is dependent upon the customer. Answer Supervision will be provided on an effective two-wire or effective four-wire transmission path, as available. Such transmission path will be associated with a trunk side arrangement at a suitably equipped WATS Serving Office, with loop-reverse battery as delineated in Technical Reference GR-334-CORE.

The Answer Supervision option is provided with Dial-Tone that can be used with Dial-Pulse (DP), or Dual-Tone Multifrequency (DTMF), or Multifrequency (MF) Signaling, where provided.

This option is available in suitably equipped Company WATS Serving Offices and is available only with CTS1, CST2, CST3, Feature Groups B, C and D.

**ACCESS SERVICE**

**6. SWITCHED ACCESS SERVICE**

**6.3 COMMON SWITCHING, TRANSPORT TERMINATION AND LINE TERMINATION  
OPTIONAL FEATURES AND BSES**

**6.3.3 LINE TERMINATION OPTIONAL FEATURES AND BSES (Cont'd)**

**B. Answer Supervision - Lineside (BSE)**

This option provides the capability to deliver "off-hook" supervisory signals from the terminating central office switch to a lineside interface at the originating central office switch. These signals indicate when the called station has answered an incoming call. Answer Supervision will only be provided where technically feasible with CSL and FGA.

**ACCESS SERVICE****6. SWITCHED ACCESS SERVICE****6.4 TECHNICAL SPECIFICATIONS**

Each Switched Access Service transmission path is provided with standard transmission parameter limits. The standard for a particular transmission path is dependent on the Switched Access Service, Interface Group and whether the service is directly routed to an end office or routed to the access tandem or a customer-provided tandem utilizing tandem switching functions. The available transmission parameter limits are set forth in 6.4.1, following. Data transmission parameter limits are also provided with each Switched Access Service transmission path. The Company will, upon notification by the customer that the data transmission parameter limits set forth in 6.4.2.A. or 6.4.2.B., following, are not being met, conduct tests independently or in cooperation with the customer, and take any necessary action to ensure that the data parameters are met.

The Company will maintain existing transmission parameter limits on functioning service configurations installed prior to the effective date of this Tariff except that service configurations having performance specifications exceeding the standards listed in this provision will be maintained at performance levels specified in this Tariff.

The transmission parameter limits contained in this section are Immediate Action Limits (IAL). Acceptance Limits (AL) are set forth in Technical Reference GR-334-CORE. This technical reference also provides the basis for determining Switched Access Service maintenance limits.

**ACCESS SERVICE****6. SWITCHED ACCESS SERVICE****6.4 TECHNICAL SPECIFICATIONS (Cont'd)**

Transmission specifications for SS7 out of band signaling are delineated in Technical References GR-394-CORE, GR-905-CORE and in Qwest Corporation Technical PUB 77342.

Transmission specifications and error performance parameters for DS1 level digital transmission on CST3 or FGD service equipped with Clear Channel Capability are delineated in Technical Reference GR-334-CORE.

When Switched Access CST3 or FGD Service is provided via a customer-provided tandem premises, the technical transmission specifications for the customer-provided tandem must conform with the technical specifications established for Company access tandem switches. These specifications are described in Technical Reference FR-64 and GR-334-CORE. For CST3 or FGD trunks with tandem signaling information, the transmission parameter limits and interface combinations are delineated in Technical Reference GR-334-CORE.

**ACCESS SERVICE**

**6. SWITCHED ACCESS SERVICE**

**6.4 TECHNICAL SPECIFICATIONS (Cont'd)**

**6.4.1 STANDARD TRANSMISSION PARAMETER LIMITS**

Following are descriptions of the standard transmission parameter limits available with Switched Access Services. Specific applications for Switched Access Services and Interface Groups with which the standard transmission parameter limits are provided are set forth in 6.2, preceding.

**A. Transmission Type A1 Performance**

Transmission Type A1 performance is provided with the following IAL for CST3 or FGD Service:

**1. Loss Deviation**

The maximum Loss Deviation of the 1004 Hz loss relative to the Expected Measured Loss (EML) at 1004 Hz (dB) is 2.0 dB.

**2. Attenuation Distortion**

The maximum Attenuation Distortion in the 404 to 2804 Hz frequency band relative to the loss at 1004 Hz is -1.5dB to + 3.5 dB.



**ACCESS SERVICE****6. SWITCHED ACCESS SERVICE****6.4 TECHNICAL SPECIFICATIONS****6.4.1 STANDARD TRANSMISSION PARAMETER LIMITS****A. Transmission Type A1 Performance (Cont'd)****3. C-Message Noise**

The maximum C-Message Noise for the transmission path at the IAL miles listed is less than or equal to:

| <b>IAL MILEAGE LIMITS</b> | <b>C-MESSAGE NOISE</b> |
|---------------------------|------------------------|
| Less than 50              | 33 dBrnc0              |
| 51 to 100                 | 35 dBrnc0              |
| 101 to 200                | 37 dBrnc0              |
| 201 to 400                | 40 dBrnc0              |
| 401 to 1000               | 42 dBrnc0              |

**4. C-Notched Noise**

The maximum C-Notched Noise, measured with -16 dBm0 holding tone applied, is less than or equal to 45 dBrnc0.

**5. Echo Control**

Echo Control, identified as Equal Level Echo Path Loss, and expressed as Echo Return Loss (ERL) and Singing Return Loss (SRL), is equal to or greater than the following:

| <b>MEASURED AT THE POT</b>               | <b>ERL</b> | <b>SRL</b> |
|--|------------|------------|
| • POT to End Office Direct               | N/A        | N/A        |
| • POT to Access Tandem                   | 25 dB      | 18 dB      |
| • POT to End Office<br>via Access Tandem | 16 dB      | 11 dB      |

## ACCESS SERVICE

## 6. SWITCHED ACCESS SERVICE

## 6.4 TECHNICAL SPECIFICATIONS

## 6.4.1 STANDARD TRANSMISSION PARAMETER LIMITS (Cont'd)

## B. Transmission Type B Performance

Transmission Type B performance is provided with the following IAL for CSL or FGA Service:

## 1. Loss Deviation

The maximum Loss Deviation of the 1004 Hz loss relative to the Expected Measured Loss (EML) at 1004 Hz (dB) is 2.5 dB.

## 2. Attenuation Distortion

The maximum Attenuation Distortion in the 404 to 2804 Hz frequency band relative to loss at 1004 Hz is -2.0 dB to +4.0 dB.

## 3. C-Message Noise

The maximum C-Message Noise for the transmission path at the IAL miles listed is less than or equal to:

## IAL MILEAGE LIMITS

## C-MESSAGE NOISE

|              |           |
|--------------|-----------|
| Less than 50 | 35 dBrnc0 |
| 51 to 100    | 37 dBrnc0 |
| 101 to 200   | 40 dBrnc0 |
| 201 to 400   | 43 dBrnc0 |
| 401 to 1000  | 45 dBrnc0 |

**ACCESS SERVICE****6. SWITCHED ACCESS SERVICE****6.4 TECHNICAL SPECIFICATIONS****6.4.1 STANDARD TRANSMISSION PARAMETER LIMITS****B. Transmission Type B Performance (Cont'd)****4. C-Notched Noise**

The maximum C-Notched Noise, measured with -16 dBm0 holding tone applied, is less than or equal to 47 dBnc0.

**5. Echo Control**

Echo Control is specified in dB as impedance balance at 4-wire interfaces for CSL or FGA Service. Echo Control is expressed as Echo Return Loss (ERL) and Singing Return Loss (SRL) and is measured at the POT to First Point of Switching (FPOS). Both the low-band and high-band tests must meet the SRL limits specified. The ERL and SRL are greater than or equal to the following:

| <b>MEASURED AT THE POT</b>        | <b>ERL</b> | <b>SRL</b> |
|-----------------------------------|------------|------------|
| • POT to FPOS 4-wire transmission | 16 dB      | 11 dB      |

## ACCESS SERVICE

## 6. SWITCHED ACCESS SERVICE

## 6.4 TECHNICAL SPECIFICATIONS

## 6.4.1 STANDARD TRANSMISSION PARAMETER LIMITS (Cont'd)

## C. Transmission Type B1 Performance

Transmission Type B1 performance is provided with the following IAL for CST1, CST2, CST3, FGB, FGC or FGD Service:

## 1. Loss Deviation

The maximum Loss Deviation of the 1004 Hz loss relative to the EML at 1004 Hz (dB) is as follows:

|                                       | <b>EML</b> |
|---------------------------------------|------------|
| • POT to End Office Direct            | 2.5 dB     |
| • POT to Access Tandem                | 2.5 dB     |
| • Access Tandem to End Office         | 2.5 dB     |
| • POT to End Office via Access Tandem | 3.0 dB     |

## ACCESS SERVICE

## 6. SWITCHED ACCESS SERVICE

## 6.4 TECHNICAL SPECIFICATIONS

## 6.4.1 STANDARD TRANSMISSION PARAMETER LIMITS

## C. Transmission Type B1 Performance (Cont'd)

## 2. Attenuation Distortion

The maximum Attenuation Distortion in the 404 to 2804 Hz frequency band relative to loss at 1004 Hz is as follows:

**4-WIRE****LOSS AT 1004 HZ**

- POT to End Office Direct -2.0 to +4.0
- POT to Access Tandem -2.0 to +4.0
- Access Tandem to End Office -2.0 to +4.0
- POT to End Office via  
Access Tandem -2.0 to +5.5

**2-WIRE****LOSS AT 1004 HZ**

- POT to End Office Direct -2.0 to +5.5
- POT to Access Tandem -2.0 to +5.5
- Access Tandem to End Office -2.0 to +5.5
- POT to End Office via  
Access Tandem -2.0 to +6.5

## ACCESS SERVICE

## 6. SWITCHED ACCESS SERVICE

## 6.4 TECHNICAL SPECIFICATIONS

## 6.4.1 STANDARD TRANSMISSION PARAMETER LIMITS

## C. Transmission Type B1 Performance (Cont'd)

## 3. C-Message Noise

The maximum C-Message Noise for the transmission path at the IAL miles listed is less than or equal to the following:

| IAL MILEAGE LIMITS | C-MESSAGE NOISE   | C-MESSAGE NOISE                |
|--------------------|---|--------------------------------|
|                    | POT to EO Direct,<br>POT to Access Tandem<br>or Access Tandem to EO | POT to EO via<br>Access Tandem |
| Less than 50       | 34 dBrnc0   | 35 dBrnc0                      |
| 51 to 100          | 36 dBrnc0   | 37 dBrnc0                      |
| 101 to 200         | 38 dBrnc0   | 39 dBrnc0                      |
| 201 to 400         | 41 dBrnc0   | 42 dBrnc0                      |
| 401 to 1000        | 43 dBrnc0   | 44 dBrnc0                      |

**ACCESS SERVICE**

**6. SWITCHED ACCESS SERVICE**

**6.4 TECHNICAL SPECIFICATIONS**

**6.4.1 STANDARD TRANSMISSION PARAMETER LIMITS**

**C. Transmission Type B1 Performance (Cont'd)**

**4. C-Notched Noise**

The maximum C-Notched Noise, measured with -16 dBm0 holding tone applied, is less than or equal to the following:

**C-NOTCHED NOISE**

- |                               |         |
|-------------------------------|---------|
| • POT to End Office Direct    | 47 dBm0 |
| • POT to Access Tandem        | 47 dBm0 |
| • Access Tandem to End Office | 47 dBm0 |
| • POT to End Office via AT    | 49 dBm0 |

## ACCESS SERVICE

## 6. SWITCHED ACCESS SERVICE

## 6.4 TECHNICAL SPECIFICATIONS

## 6.4.1 STANDARD TRANSMISSION PARAMETER LIMITS

## C. Transmission Type B1 Performance (Cont'd)

## 5. Echo Control

Echo Control is specified in dB and is expressed as Echo Return Loss (ERL) and Singing Return Loss (SRL) for CST1, CST2, CST3, FGB, FGC or FGD Service. Both the low-band and high-band tests must meet the SRL limits specified. The ERL and SRL are greater than or equal to the following:

| IAL MEASURED AT THE POT 4-WIRE | ERL   | SRL   |
|--------------------------------|-------|-------|
| • POT to End Office Direct     | 16 dB | 11 dB |
| • POT to Access Tandem         | 21 dB | 18 dB |
| • POT to EO via Access Tandem  | 16 dB | 11 dB |
| IAL MEASURED AT THE POT 2-WIRE | ERL   | SRL   |
| • POT to End Office Direct     | 13 dB | 6 dB  |
| • POT to Access Tandem         | N/A   | N/A   |
| • POT to EO via Access Tandem  | 13 dB | 6 dB  |



## ACCESS SERVICE

## 6. SWITCHED ACCESS SERVICE

## 6.4 TECHNICAL SPECIFICATIONS

## 6.4.1 STANDARD TRANSMISSION PARAMETER LIMITS (Cont'd)

## D. Transmission Type C Performance

Transmission Type C performance is provided with the following IAL for CSL or FGA Service:

## 1. Loss Deviation

The maximum Loss Deviation of the 1004 Hz loss relative to the Expected Measured Loss (EML) at 1004 Hz (dB) is 3.0 dB.

## 2. Attenuation Distortion

The maximum Attenuation Distortion in the 404 to 2804 Hz frequency band relative to loss at 1004 Hz is -2.0 dB to +5.5 dB.

## 3. C-Message Noise

The maximum C-Message Noise for the transmission path at the IAL miles listed is less than or equal to:

| IAL MILEAGE LIMITS | C-MESSAGE NOISE |
|--------------------|-----------------|
| Less than 50       | 33 dBnc0        |
| 51 to 100          | 39 dBnc0        |
| 101 to 200         | 41 dBnc0        |
| 201 to 400         | 43 dBnc0        |
| 401 to 1000        | 45 dBnc0        |

**ACCESS SERVICE**

**6. SWITCHED ACCESS SERVICE**

**6.4 TECHNICAL SPECIFICATIONS**

**6.4.1 STANDARD TRANSMISSION PARAMETER LIMITS**

**D. Transmission Type C Performance (Cont'd)**

**4. C-Notched Noise**

The maximum C-Notched Noise, measured with -16 dBm0 holding tone applied, is less than or equal to 47 dBnc0.

**5. Echo Control**

Echo Control, for Transmission Type C performance, is measured at the POT to the first point of switching (FPOS). The Immediate Action Limits expressed as Echo Return Loss (ERL) and Singing Return Loss (SRL) are not specified.

**ACCESS SERVICE****6. SWITCHED ACCESS SERVICE****6.4 TECHNICAL SPECIFICATIONS****6.4.2 VOICE BAND DATA TRANSMISSION PARAMETER LIMITS**

Voice band data transmission parameter limits type DA1, DB and DB1 are specified as Immediate Action Limits, Restoral Limits and Service Affecting Limits. Voice band data parameters apply from the POT to the first point of switching for CSL, CST1, FGA or FGB and to each segment between the POT and the EO for CST2, CST3, FGC or FGD service. Specific application for Switched Access Services and Interface Groups with which the voice band data transmission parameter limits are provided are set forth in 6.2, preceding.

The Company will work cooperatively with the customer to achieve the voice band data parameter transmission limits for the transmission path(s) as delineated in Technical Reference GR-334-CORE.

**ACCESS SERVICE****6. SWITCHED ACCESS SERVICE****6.5 OBLIGATIONS OF THE COMPANY**

In addition to the obligations of the Company set forth in Section 2, preceding, the Company has certain other obligations pertaining only to the provision of Switched Access Service. These obligations are as follows:

**6.5.1 NETWORK MANAGEMENT**

The Company will administer its network to ensure the provision of acceptable service levels to all telecommunications users of the Company's network services.

Generally, service levels are considered acceptable only when both end users and customers are able to establish connections with little or no delay encountered within the Company network. The Company maintains the right to apply protective controls, i.e., those actions, such as call gapping, which selectively cancel the completion of traffic, over any traffic carried over its network, including that associated with a customer's Switched Access Service. Generally, such protective measures would only be taken as a result of occurrences such as failure or overload of Company or customer facilities, natural disasters, mass calling or national security demands. In the event that the protective controls applied by the Company result in the complete loss of service by the customer, the customer will be granted a Credit Allowance for Service Interruption as set forth in 2.4.4.B., preceding.

**ACCESS SERVICE****6. SWITCHED ACCESS SERVICE****6.5 OBLIGATIONS OF THE COMPANY (Cont'd)****6.5.2 DESIGN AND TRAFFIC ROUTING OF SWITCHED ACCESS SERVICE**

When ordering Switched Access Service, the customer shall specify on the order for service the Entrance Facility, direct routing or tandem routing, the number of lines or trunks, and the desired directionality (i.e., one-way, two-way). When the customer orders facilities, routing, directionality or optional features different from that determined to be available by the Company, the Company will work cooperatively with the customer in determining an acceptable configuration based on available facilities, equipment and Company routing plans. Rates and charges for Switched Transport, as set forth in 6.8, following, will be applied based on the transport provisioned at the time the order is completed. For example, if direct routing to the end office is requested but facilities are not available and the customer accepts tandem routing, the rates for the tandem routing configuration shall apply until such time that direct routing to the end office is provided.

**6.5.3 DS1 RECORDS ASSIGNMENT**

When the customer initially orders a DS3 EF with DS3 DTT facilities to a Company Hub, access tandem or end office, the Company will provide to the customer, the appropriate DS1 facility record necessary for the customer to identify circuit facility assignment (CFA). On subsequent orders utilizing existing DS3 Entrance Facilities or DS3 DTT facilities, the Company will assign the DS1 facility to the DS3 Entrance Facility or DS3 DTT facility as directed by the customer's order.

**6.5.4 MULTIPLEXING**

The Company will provide multiplexing equipment at a location determined by the Company as part of its overall network design when the conditions exist as set forth in 6.1.2, preceding.

**ACCESS SERVICE****6. SWITCHED ACCESS SERVICE****6.5 OBLIGATIONS OF THE COMPANY (Cont'd)****6.5.5 PROVISION OF SERVICE PERFORMANCE DATA**

Subject to availability, end-to-end service performance data available to the Company through its own service evaluation routines, may also be made available to the customer based on previously arranged intervals and format. These data provide information on overall end-to-end call completion and non-completion performance, e.g., customer equipment blockage, failure results and transmission performance. These data do not include service performance data which are provided under other tariff sections, e.g., testing service results. If data are to be provided in other than paper format, the charges for such exchange will be determined on an individual case basis.

**6.5.6 TRUNK GROUP MEASUREMENT REPORTS**

Subject to availability, the Company will make available trunk group data, in the form of usage in CCS, peg count and overflow, to the customer based on previously agreed to intervals. Trunk group measurement reports will be available for Feature Group Switched Access Service, bundled *DID* Switched Access Service and WATS Access Service at no charge to the customer.

**ACCESS SERVICE****6. SWITCHED ACCESS SERVICE****6.5 OBLIGATIONS OF THE COMPANY (Cont'd)****6.5.7 DETERMINATION OF NUMBER OF TRANSMISSION PATHS**

DS1 and DS3 Entrance Facilities and DTT facilities requested by the customer are solely transport facilities capable of 24 and 672 channels, respectively, and do not reflect the actual switching capacity in the SWC, end office, access tandem, or Company Hub. The actual number of transmission paths provided will be based on the customer's line or trunk request. Subsequent assignment will be based on switching equipment available.

For Lineside or Trunkside Switched Access Service which is ordered on a per-line or per-trunk basis, the customer specifies the number of transmission paths in the order for service.

**6.5.8 DETERMINATION OF NUMBER OF END OFFICE TRANSPORT TERMINATIONS**

For analog entry switches, a termination will be provided for each Feature Group or BSA line or trunk requested. For digital entry switches, an equivalent termination will be provided for each Feature Group or BSA line or trunk requested.

## ACCESS SERVICE

## 6. SWITCHED ACCESS SERVICE

## 6.5 OBLIGATIONS OF THE COMPANY (Cont'd)

## 6.5.9 DESIGN BLOCKING PROBABILITY

The Company will design and monitor the facilities used in the provision of Switched Access Services to meet the blocking probability criteria as set forth in A. through D., following.

- A. For CSL, CST1, Feature Group A and B and *DID* Switched Access Services, no design blocking criteria apply.
- B. For CST2 and Feature Group C, the design blocking objective will be no greater than one percent (.01) between the point of termination at the customer's premises and the first point of switching when traffic is directly routed without an alternate route. Standard traffic engineering methods will be used by the Company to determine the number of transmission paths required to achieve this level of blocking.
- C. For CST3 and Feature Group D, the design blocking objective for the final group will be no greater than one percent (.01) between the point of termination at the customer's premises and the end office switch, whether the traffic is directly routed without an alternate route or routed via an access tandem. Standard traffic engineering methods as set forth in reference document Special Report SR-TAP-000191 Trunk Traffic Engineering Concepts and Applications will be used by the Company to determine the number of transmission paths required to achieve this level of blocking.
- D. The design blocking criteria for 500, 800 DB Access Service and 900 Access Service will be equivalent to the design blocking criteria of the basic serving arrangement that they are provisioned as, except under media stimulation when protective controls may be utilized to ensure the provisioning of acceptable service levels to all telecommunication users of the Company's network services.



**ACCESS SERVICE****6. SWITCHED ACCESS SERVICE****6.5 OBLIGATIONS OF THE COMPANY****6.5.9 DESIGN BLOCKING PROBABILITY (Cont'd)**

- E. The Company will perform routine measurement functions for the trunks ordered in accordance with Company design blocking criteria to assure that an adequate number of trunks are in service. The Company will recommend that additional trunks be ordered by the customer when additional trunks are required to reduce the measured blocking to the designed blocking level. Where design blocking criteria apply, the design blocking objective is assumed to have been met if the routine measurements show that the measured blocking does not exceed the thresholds listed in the following tables.
1. For transmission paths carrying only first routed traffic directly between an end office and a customer's premises without an alternate route, and for paths carrying only overflow traffic, the measured blocking thresholds are as follows:

| NUMBER OF TRUNKS<br>PER TRUNK GROUP | MEASURED BLOCKING THRESHOLDS<br>IN THE TIME-CONSISTENT BUSY HOUR<br>FOR THE NUMBER OF MEASUREMENTS<br>PER TRUNK GROUP |                   |                   |                   |
|-------------------------------------|---|-------------------|-------------------|-------------------|
|                                     | 15-20   | 11-14             | 7-10              | 3-6               |
|                                     | MEASURE-<br>MENTS   | MEASURE-<br>MENTS | MEASURE-<br>MENTS | MEASURE-<br>MENTS |
| 2                                   | .070  | .080              | .090              | .140              |
| 3                                   | .050  | .060              | .070              | .090              |
| 4                                   | .050  | .060              | .070              | .080              |
| 5-6                                 | .040  | .050              | .060              | .070              |
| 7 or more                           | .030  | .035              | .040              | .060              |

## ACCESS SERVICE

## 6. SWITCHED ACCESS SERVICE

## 6.5 OBLIGATIONS OF THE COMPANY

## 6.5.9 DESIGN BLOCKING PROBABILITY

E. (Cont'd)

2. For transmission paths carrying first-routed traffic between an end office and a customer's premises via an access tandem, the measured blocking thresholds are as follows:

| NUMBER OF<br>TRANSMISSION PATHS<br>PER TRUNK GROUP | MEASURED BLOCKING THRESHOLDS<br>IN THE TIME CONSISTENT BUSY HOUR<br>FOR THE NUMBER OF MEASUREMENTS<br>PER TRUNK GROUP |                            |                           |                          |
|--|---|----------------------------|---------------------------|--------------------------|
|  | 15-20<br>MEASURE-<br>MENTS  | 11-14<br>MEASURE-<br>MENTS | 7-10<br>MEASURE-<br>MENTS | 3-6<br>MEASURE-<br>MENTS |
| 2  | .045  | .055                       | .060                      | .095                     |
| 3  | .035  | .040                       | .045                      | .060                     |
| 4  | .035  | .040                       | .045                      | .055                     |
| 5-6  | .025  | .035                       | .040                      | .045                     |
| 7 or more  | .020  | .025                       | .030                      | .040                     |

## ACCESS SERVICE

## 6. SWITCHED ACCESS SERVICE

## 6.5 OBLIGATIONS OF THE COMPANY (Cont'd)

## 6.5.10 END USER LINE AND USAGE INFORMATION DATA

## A. General

The Company will provide to customers, upon request, historical and projected information pertaining to the number of end user lines and average use per line. Such historical and projected information shall be limited to that information which the Company uses in the course of performing its normal business operations. Additionally, the Company will make updated information available on a semi-annual basis.

## B. Information Content and Format

The historical and projected data will be provided on a per end office basis and will consist of the following information:

- Number of residential lines
- Number of business lines
- Average use per line

Unless otherwise requested, the data will be provided in machine-readable format.

## C. Availability of Data

The Company will update the data semi-annually and provide the data to the requesting IC within 30 days of the receipt of the request.

## D. Charges for Data

The charge to the customer for such data will be developed on an individual case basis and will include only those incremental costs incurred by the Company in responding to the individual data request. Incremental costs include, but are not limited to, costs associated with the provision of data in a non-standard format as well as costs associated with responding to other individualized treatment requested by the customer.

**ACCESS SERVICE**

**6. SWITCHED ACCESS SERVICE**

**6.6 OBLIGATIONS OF THE CUSTOMER**

In addition to the obligations of the customer set forth in Section 2, preceding, the customer has certain specific obligations pertaining to the use of Switched Access Service. These obligations are as follows:

**6.6.1 ORDERING REQUIREMENTS**

When ordering Switched Access Service, the customer shall specify on the order for service, the type and number of Entrance Facilities to terminate at the customer's SWC, the desired interoffice transport, direct or tandem routing, the number of lines and/or trunks to be provisioned at an end office or access tandem and the desired directionality.

**6.6.2 REPORT REQUIREMENTS**

Customers are responsible for providing the following reports to the Company, when applicable.

**A. Jurisdictional Reports**

When a customer orders Switched Access Service for both interstate and intrastate use, the customer is responsible for providing reports as set forth in 2.3.10, preceding. Charges will be apportioned in accordance with those reports. The method to be used for determining the interstate charges is set forth in 2.3.12, preceding.

## ACCESS SERVICE

## 6. SWITCHED ACCESS SERVICE

## 6.6 OBLIGATIONS OF THE CUSTOMER

## 6.6.2 REPORT REQUIREMENTS (Cont'd)

## B. Code Screening Reports

When a customer orders Service Class Routing or trunk access limitation arrangements, it must report the number of trunks and/or the appropriate codes to be instituted in each end office or access tandem switch, for each of the arrangements ordered.

## C. 900 NXX Code Reports

When ordering 900 Access Service, the customer must report the appropriate NXX code(s) to be instituted in each Company office at which the customer identification function is performed. The report must be updated by the customer each time a change is scheduled to occur (i.e., when a new code is to be added or an existing code is to be deleted). Such updated reports shall be provided at least 60 calendar days prior to the effective date of the change in order to allow the Company sufficient time to implement the change.

## D. Multiple POTs Tandem Sectorization Reports

When ordering MPTS the customer must report the customer designated POT for all subtending end offices served by an access tandem. The report shall be provided at the same time the Access Order is placed.

## E. 5YY NXX Code Reports

When ordering 500 Access Service, the customer must report the appropriate NXX code(s) to be instituted in each required point of six-digit translation at which the carrier identification function is performed. The report must be updated by the customer each time a change is scheduled to occur (i.e., when a new NXX code is to be added or an existing NXX code is to be deleted). Such updated reports shall be provided at least 45 calendar days prior to the effective date of the change in order to allow the Company sufficient time to implement the change.

**ACCESS SERVICE**

**6. SWITCHED ACCESS SERVICE**

**6.6 OBLIGATIONS OF THE CUSTOMER (Cont'd)**

**6.6.3 SUPERVISORY SIGNALING**

The customer's facilities shall provide the necessary off-hook and on-hook answer and disconnect supervision.

**6.6.4 TRUNK GROUP MEASUREMENTS REPORTS**

With the agreement of the customer, trunk group data in the form of usage in hundred call seconds (CCS), peg count and overflow for its end of all access trunk groups, where technologically feasible, will be made available to the Company. These data will be used to monitor trunk group utilization and service performance and will be based on previously arranged intervals and format.

**6.6.5 DESIGN OF SWITCHED ACCESS SERVICES**

When a customer orders Switched Access Service on a per-facility and/or per-trunk basis, it is the customer's responsibility to assure that sufficient access services have been ordered to handle its traffic.

**ACCESS SERVICE****6. SWITCHED ACCESS SERVICE****6.7 RATE REGULATIONS**

This section contains the specific regulations governing the rates and charges that apply for Switched Access Service.

**6.7.1 DESCRIPTION AND APPLICATION OF RATES AND CHARGES**

There are three types of rates and charges that apply to Switched Access Service. These are monthly recurring rates, usage rates and nonrecurring charges. These rates and charges are applied differently to the various rate elements as set forth in C. and D., following.

**A. Monthly Rates**

Monthly rates are flat recurring rates that apply each month or fraction thereof that a specific rate element is provided. For billing purposes, each month is considered to have 30 days.

**B. Usage Rates**

Usage rates are rates that apply only when a specific rate element is used. These are applied on a per-access minute, a per-call or per-query basis. Usage rates are accumulated over a monthly period.

**C. Nonrecurring Charges**

Nonrecurring charges are one-time charges that apply for specific work activity (i.e., installation or change to an existing service). The types of nonrecurring charges that apply for Switched Access Service are: installation of service, installation of optional features or BSEs and service rearrangements. These charges are set forth in 6.8, following.

**ACCESS SERVICE****6. SWITCHED ACCESS SERVICE****6.7 RATE REGULATIONS****6.7.1 DESCRIPTION AND APPLICATION OF RATES AND CHARGES****C. Nonrecurring Charges (Cont'd)****1. Installation of Service**

Nonrecurring charges apply for the installation of the Entrance Facility and for the installation of the individual Feature Group or BSA line or trunk.

- a. An Entrance Facility nonrecurring charge is assessed per point of termination (i.e., Voice Grade, DS1 or DS3), per customer designated premises, per Access Order for every new Entrance Facility installed. When the EF is existing, and the customer orders additional Switched Access services to connect to the existing EF, nonrecurring charges will not apply for the EF.
- b. For Switched Access Service that is ordered on a per-line or -trunk basis for the Feature Group or BSA, the nonrecurring charge is applied per line or per trunk. Nonrecurring charges are assessed dependent on the Interface Group ordered for terminating Switched Transport at the customer's point of termination. Each Interface Group provides a specified premises interface as set forth in 6.1.2, preceding. Each Interface Group (i.e., 1, 2, 6, 9) is assigned to an Interface Group Category for the application of nonrecurring charges based on the "first" and "each additional" line or trunk application per Access Order. If a customer orders multiple lines or trunks on the same Access Order, the first line or trunk is assessed the "first" installation charge and each additional line or trunk is assessed the "each additional" installation charge per Interface Group Category (i.e., 1 and 2, 6 or 9), per Access Order. The per-line or per-trunk nonrecurring charge is in addition to the Entrance Facility charge, if applicable.
- c. Nonrecurring charges for FGB, FGD, CST1 or CST3 Switched Access Service include one Carrier Identification Code (CIC) on an initial Access Order. The CIC is a uniform numeric code that identifies the customer associated with the Switched Access Service. The customer of the initial CIC is the customer of record for the Switched Access Service. When a customer requests two or more CICs on an initial Access Order, each additional CIC (i.e., two or more) is considered to be a service rearrangement as set forth in j., following.



**ACCESS SERVICE****6. SWITCHED ACCESS SERVICE****6.7 RATE REGULATIONS****6.7.1 DESCRIPTION AND APPLICATION OF RATES AND CHARGES****C. Nonrecurring Charges (Cont'd)****2. Installation of Optional Features and BSEs**

Nonrecurring charges apply for the installation of some of the optional features and BSEs available with Switched Access Service. The charges may apply whether the feature is installed coincident with the initial installation of service or at any time subsequent to the initial installation of service. In addition, a BSE Access Service Order charge may apply when a BSE is ordered subsequent to the initial installation of service. Specific rate applications are as set forth in 6.7.1, following.

**3. Service Rearrangements**

Service rearrangements are changes to existing services installed which do not result in either a change in the minimum period requirements as set forth in 5.2.5, preceding, or a change in the physical location of the point of termination at a customer's premises or a customer's end user's premises. Changes which result in the establishment of new minimum period obligations are treated as disconnects and starts. Changes in the physical location of the point of termination are treated as moves and are described and charged for as set forth in 6.7.6, following.

**ACCESS SERVICE****6. SWITCHED ACCESS SERVICE****6.7 RATE REGULATIONS****6.7.1 DESCRIPTION AND APPLICATION OF RATES AND CHARGES****C. Nonrecurring Charges****3. Service Rearrangements (Cont'd)**

The charge to the customer for the service rearrangement is dependent on whether the change is administrative only in nature or involves an actual technical and/or physical change to the service.

Administrative changes will be made without charge(s) to the customer. Administrative changes are as follows:

- Change of customer name (i.e., the customer of record does not change but rather the customer of record changes its name - e.g., XYZ Telephone Company to XYZ Communications)
- Change of customer name as the result of a transfer of use of services as set forth in 2.1.2, preceding
- Change of customer or customer's end users premises address when the change of address is not a result of a physical relocation of equipment
- Change in billing data (name, address, or contact name or telephone number)
- Change of agency authorization
- Change of customer circuit identification
- Change of billing account number
- Change of customer test line number
- Change of customer or customer's end users contact name or telephone number
- Change of jurisdiction

**ACCESS SERVICE**

**6. SWITCHED ACCESS SERVICE**

**6.7 RATE REGULATIONS**

**6.7.1 DESCRIPTION AND APPLICATION OF RATES AND CHARGES**

**C. Nonrecurring Charges**

**3. Service Rearrangements (Cont'd)**

All other service rearrangements will be charged as set forth following:

- a. If the change involves the addition of or a modification to an optional feature which has a separate nonrecurring charge, that nonrecurring charge will apply.
- b. If the change involves the addition of or a modification to a BSE which has a separate nonrecurring charge, that nonrecurring charge will apply. In addition, a BSE Access Service Order charge, per order, will apply when a BSE is ordered on a subsequent basis without line or trunk activity on the same order, except as set forth in 6.7.1.L.5., following. The BSE Access Service Order charge will not apply when a BSE and an optional feature are ordered on the same order.
- c. If, due to technical limitations of the Company, a customer could not combine its 500 Access Service, 800 DB Access Service and/or 900 Access Service traffic with its other Trunkside Switched Access Services, no charge shall apply to combine these trunk groups when it becomes technically possible.
- d. If, due to an office replacement, a customer requests conversion from one-way to two-way trunks, and the request is made six months in advance of the office replacement due date, the nonrecurring charges will not apply.

**ACCESS SERVICE****6. SWITCHED ACCESS SERVICE****6.7 RATE REGULATIONS****6.7.1 DESCRIPTION AND APPLICATION OF RATES AND CHARGES****C. Nonrecurring Charges****3. Service Rearrangements (Cont'd)**

- e. For all other changes, including the addition of, or modifications to optional features without separate nonrecurring charges, a charge equal to one-half the Switched Transport per-line or per-trunk nonrecurring (i.e., installation) charge will apply. This one-half nonrecurring charge is assessed the "first" installation charge for the first line or trunk and each additional line or trunk is assessed the "each additional" installation charge per appropriate Interface Group category, per Access Order. If two or more optional features and changes are ordered on the same Access Order, the optional feature or change requiring the lowest level of work activity will apply. If a feature is not required on each line or trunk, but rather for an entire hunt or trunk group, end office or access tandem switch, only one such charge will apply (i.e., it will not apply per line or trunk). This one-half nonrecurring charge is assessed the "first" installation charge for the first hunt group, trunk group, end office or access tandem switch and each additional hunt group, trunk group, end office or access tandem switch is assessed the "each additional" installation charge per appropriate Interface Group category, per Access Order. Service Rearrangement terms and conditions associated with WATS service optional features, additions and changes are set forth in f., following. Nonrecurring charges for service rearrangements are specified in 6.8, following.
- f. For optional features, additions and changes associated with WATS service, the one-half nonrecurring charge is assessed the "first" installation charge for the first line or trunk and each additional line or trunk is assessed the "each additional" installation charge for Interface Group 6, per Access Order. This charge applies for all Network Channel Interface (NCI) codes associated with a WATS access line. If two or more optional features and changes are ordered on the same Access Order, the optional feature or change requiring the lowest level of work activity will apply. If a feature is not required on each line but rather for an entire hunt group, only one such charge will apply (i.e., it will not apply per line). This one-half nonrecurring charge is assessed the "first" installation charge for the first hunt group and each additional hunt group is assessed the "each additional" installation charge per Interface Group 6, per Access Order. Nonrecurring charges for service rearrangements are specified in 6.8, following.
- g. Service rearrangement charges apply when the customer rearranges 500 Access Service from direct end office routing to tandem routing or tandem routing to direct end office routing. These service rearrangement charges, as set forth in e., preceding, apply even if the customer requests a rearrangement due to the Company performing the screening and routing function at a different location.

**ACCESS SERVICE**

**6. SWITCHED ACCESS SERVICE**

**6.7 RATE REGULATIONS**

**6.7.1 DESCRIPTION AND APPLICATION OF RATES AND CHARGES**

**C. Nonrecurring Charges**

**3. Service Rearrangements (Cont'd)**

- h. Service rearrangement charges are applicable, as set forth in e., preceding, when Alternate Traffic Routing, as described in 6.3.1, preceding, is added, changed or removed from an existing trunk group. Service rearrangement charges are not applicable when the following Alternate Traffic Routing changes are requested:
  - renaming a high usage group to be an intermediate high usage group and the delivery of the originating traffic (i.e., the overflowing traffic) is not changing,
  - renaming an intermediate high usage group to be a high usage group and the delivery of the originating traffic (i.e., the overflowing traffic) is not changing, or
  - renaming a trunk group (i.e., a direct final) to be an alternate final trunk group.
- i. A request to change CST3 or FGD Service from a direct route or a tandem route to a direct route equipped with TSI (where the Company End Office subtends a customer-provided tandem) is a discontinuance of the existing service and an installation of a new service. All associated nonrecurring charges apply for the new service. Minimum period requirements for Switched Access Service apply as set forth in 5.2.5, preceding.

**ACCESS SERVICE****6. SWITCHED ACCESS SERVICE****6.7 RATE REGULATIONS****6.7.1 DESCRIPTION AND APPLICATION OF RATES AND CHARGES****C. Nonrecurring Charges****3. Service Rearrangements (Cont'd)**

- j. Nonrecurring charges for additional (i.e., two or more) CICs are determined based on whether the FGB, FGD, CST1 or CST3 trunk(s) or trunk group(s) are new or existing, the Interface Group Category rate and the level of work activity (i.e., trunk, trunk group, end office and/or tandem).

When the trunk or trunk group is new, one CIC is included in the nonrecurring charges for the initial Access Order. Each additional CIC requested on the same Access Order is assessed one-half the "each additional" installation charge assessed by Interface Group Category. In addition, the charge is based on the lowest level of work, per Access Order, per LATA. The additional (i.e., two or more) CIC service rearrangement charge is in addition to Installation Charge(s) for the trunk(s).

When the FGB, FGD, CST1 or CST3 trunk group is existing service and the customer is requesting additional CICs on an existing tandem-routed trunk group, the customer is charged one-half the "first" installation charge at the tandem and one-half the "each additional" installation charge at each subtending end office for the "first additional" CIC on the Access Order, assessed by Interface Group Category. Each "additional" CIC after the "first additional" CIC on the same Access Order is charged one-half the "each additional" installation charge at the tandem and one-half the "each additional" installation charge per subtending end office, per LATA, based on the Interface Group Category.

When the FGB, FGD, CST1 or CST3 trunk group is existing service and the customer is requesting additional CICs on a direct-routed trunk group, the customer is charged one-half the "first" installation charge for the "first additional" CIC and one-half the "each additional" installation charge for each "additional" CIC after the "first additional" CIC on the same Access Order, per end office, per LATA, based on the Interface Group Category.

**ACCESS SERVICE****6. SWITCHED ACCESS SERVICE****6.7 RATE REGULATIONS****6.7.1 DESCRIPTION AND APPLICATION OF RATES AND CHARGES****C. Nonrecurring Charges****3. Service Rearrangements****j. (Cont'd)**

When the FGB, FGD, CST1 or CST3 trunk or trunk group is new or existing and the customer is requesting CICs for both a direct and tandem route, the Company will exclude the direct-routed end offices from the end office count when calculating the tandem-routed trunk group service rearrangement charges when the following conditions are met: 1) the CICs requested are the same on each order, 2) the Access Orders are received at the same time 3) the Access Orders are due on the same date and 4) the LATA is the same.

- k. Service rearrangement charges are applicable, as set forth in e., preceding when the customer has Signaling System Seven (SS7) Out of Band Signaling and chooses to change the existing point code on the existing trunk(s). If the point code in the STP is changed for the associated CCSAC link(s), a CCSAC Option Activation charge, as set forth in 20.1.3, following, also applies.

**ACCESS SERVICE****6. SWITCHED ACCESS SERVICE****6.7 RATE REGULATIONS****6.7.1 DESCRIPTION AND APPLICATION OF RATES AND CHARGES****C. Nonrecurring Charges (Cont'd)****4. Conversion of Existing Feature Groups to Unbundled BSAs**

Nonrecurring charges will not apply to convert existing Feature Groups to unbundled BSA equivalents if the change is administrative in nature. If the customer requests a change in the technical characteristics of the existing Feature Group service, nonrecurring charges will apply as set forth in 1., 2. and 3., preceding.

**5. Rearrangement to SS7 Out of Band Signaling**

Rearrangement of existing CST3 or FGD Multifrequency (MF) signaling or upgrades in Lineside or Trunkside Switched Access Service to CST3 or FGD trunk groups equipped with SS7 out of band signaling will be performed at Company tandems and end offices designated as having SS7 capabilities. SS7 Out of Band Signaling Rearrangement Charges will apply when the following conditions are met:

- The same customer premises, quantity of lines or trunks, routing, traffic type, Interface Group category, optional features and/or BSEs are maintained. Exceptions to this condition are set forth in 6.7.1.K., 6.7.1.O. and 6.7.5, following.
- Rearrangement from a one-way or two-way transmission when the signaling is changing to SS7 out of band signaling will be by trunk group(s) ordered and received at the same time.
- Multiple lines or trunk groups may be combined into a single CST3 or FGD trunk group with SS7 out of band signaling when all trunks within the group are traffic engineered as a unit and all the communications paths within the group are interchangeable.
- The disconnect date and connect date on the Access Orders must be the same date when rearranging to a CST3 or FGD trunk group with SS7 out of band signaling. Exceptions to this condition are set forth in 6.7.5.A., following.
- Upgrades from Lineside or Trunkside service types to FGD Switched Access Service with SS7 out of band signaling are available when the above conditions and conditions in 6.7.5, following are met.



**ACCESS SERVICE****6. SWITCHED ACCESS SERVICE****6.7 RATE REGULATIONS****6.7.1 DESCRIPTION AND APPLICATION OF RATES AND CHARGES****C. Nonrecurring Charges****5. Rearrangement to SS7 Out of Band Signaling (Cont'd)**

When Switched Access Service is rearranged to CST 3 or FGD with SS7 out of band signaling, the customer will be charged a Service Order Rearrangement charge and Trunk Rearrangement charges. The Service Order Rearrangement charge is assessed per access order, per Interface Group. The SS7 Trunk Rearrangement charge is applied per trunk in each SS7 out of band signaling trunk group. The first trunk in the SS7 out of band signaling trunk group will be charged the "first trunk" charge and each additional trunk in the same group will be charged the "each additional" trunk charge. Service Order and Trunk Rearrangement charges are sensitive to whether the transmission (one-way or two-way) is changing. These charges are set forth in 6.8., following.

The description and application of rates and charges when rearranging Switched Data Service or CST3 or FGD service to SS7 out of band signaling and Clear Channel Capability are set forth in 6.7.1.K. and 6.7.1.O., following.

**ACCESS SERVICE****6. SWITCHED ACCESS SERVICE****6.7 RATE REGULATIONS****6.7.1 DESCRIPTION AND APPLICATION OF RATES AND CHARGES****C. Nonrecurring Charges (Cont'd)**

6. Rearrangement of CST1, FGB, CST3, or FGD Trunks from a Company Access Tandem Route to a Direct Route.

When the customer requests the rearrangement of existing CST1, FGB, CST3 or FGD trunks (excludes 500 Access Service) from a Company access tandem route to an end office direct route without the TSI option, charges are determined as set forth following.

When the customer has the DTT rating option between the SWC of the customer's premises and the access tandem and is requesting DTT to an end office (see exception described in 8., following), a rearrangement charge, as set forth in 6.8.1.E.5., following, is assessed if the following conditions are met. If the conditions are not met, nonrecurring charges as described in 1., 2., or 3., preceding, may apply as determined by the customer's access service request.

- The rearrangement charge is assessed in association with the Interface Group, 1, 2, 6 or 9, and is applied per trunk in each direct routed access trunk group. The first trunk in the direct routed access trunk group is charged the "first trunk" charge and each additional trunk is charged the "each additional" trunk charge.
- The same customer premises, service type and Interface Group category are maintained with the exception of a change in Interface Group category and service type as set forth in 6.7.4 and 6.7.5, following. If the quantity of trunks changing to direct routed access exceeds the number of trunks disconnecting from the Company access tandem, full nonrecurring installation charges will apply for the additional trunks.
- Customers may specify a change in traffic type and direction (i.e., one-way to two-way) at the time the order is received.

**ACCESS SERVICE**

**6. SWITCHED ACCESS SERVICE**

**6.7 RATE REGULATIONS**

**6.7.1 DESCRIPTION AND APPLICATION OF RATES AND CHARGES**

**C. Nonrecurring Charges**

**6. (Cont'd)**

- Customers may specify a change in optional features (except Switched Transport multiplexing) and/or BSEs at the time the order is received. If the optional feature and/or BSE has a separate nonrecurring charge, that nonrecurring charge will apply in addition to the rearrangement charge. Requests for a rearrangement from MF to SS7 out of band signaling must be received on a separate access order.
- All trunks will be rearranged into 24 trunks within a direct routed access trunk group.
- The order to disconnect the tandem route and to connect the end office DTT shall be placed at the same time. The disconnect date of the tandem route order may be negotiated with the Company not to exceed 30 days from the connect date of the end office DTT order with the exception of a change in service type as set forth in 6.7.5, following.
- Customer specified rearrangement requests will be cooperatively negotiated with the customer and are subject to the availability of Company switching equipment and other existing facilities.

**ACCESS SERVICE****6. SWITCHED ACCESS SERVICE****6.7 RATE REGULATIONS****6.7.1 DESCRIPTION AND APPLICATION OF RATES AND CHARGES****C. Nonrecurring Charges (Cont'd)****7. Hubbing**

When a customer meets the hubbing conditions, as set forth in a., following, and is rearranging their facilities, as set forth in b., following, a rollover charge shall apply to the lower speed facility as specified in 6.8, following. Multiplexing rates and charges apply as set forth in 6.1.2, preceding.

**a. Hubbing Conditions**

- The EF and/or DTT facilities are provided to the same customer location as the original facilities, and
- The DTT facilities are currently routed to an access tandem or Company hub, or directly routed to an end office, and
- The access tandem and end office locations are not changing.

**b. Hubbing Service Rearrangements**

- The DTT facilities are rerouted through a Company hub to the access tandem, or from one Company hub to a different Company hub to the access tandem, or through a Company hub to an end office, or from one Company hub to a different Company hub to and end office, and
- A lower speed Entrance Facility or DTT facility is to be placed on a higher speed facility, or
- Moved from one higher speed facility to a different higher speed facility.

If an order is required to rearrange the lines and/or trunks associated with a hubbing rearrangement, service rearrangement charges apply as set forth in 6.7.1.C.3, preceding.

If an order is required to change the interface group category on the lines and/or trunks associated with a hubbing rearrangement, then the terms and conditions as set forth in 6.7.4, following, apply in addition to the charge specified for the hubbing rearrangement.

If an order is required to change the Switched Access Service type on the lines and/or trunks associated with a hubbing rearrangement, then the terms and conditions as set forth in 6.7.5, following, apply in addition to the charge specified for the hubbing rearrangement.

**ACCESS SERVICE****6. SWITCHED ACCESS SERVICE****6.7 RATE REGULATIONS****6.7.1 DESCRIPTION AND APPLICATION OF RATES AND CHARGES****C. Nonrecurring Charges (Cont'd)****8. Rearrangement of 800 DB Access Service from Tandem Routing to Direct Routing**

When the customer requests the rearrangement of 800 DB Access Service from tandem routing to direct routing, no charge shall apply for the customer requested rearrangement as long as the following conditions are met:

- The same customer premises, service type and Interface Group category are maintained with the exception of a change in Interface Group category and service type as set forth in 6.7.4 and 6.7.5, following.
- The end office must subtend the tandem which service is being rearranged from.
- The customer must disconnect one trunk at the tandem for each rerouted end office trunk installed. Trunk rearrangements for more than one-for-one must be determined on an equivalent basis substantiated by industry accepted engineering standards and mutually agreed upon by the Company and the customer.
- The customer may specify a change in traffic type and direction (i.e., one-way to two-way) at the time the order is received.
- The customer may specify a change in optional features (except Switched Transport multiplexing) and/or BSEs at the time the order is received. If the optional feature and/or BSE has a separate nonrecurring charge, that nonrecurring charge shall apply. Requests for a rearrangement from MF to SS7 out of band signaling must be received on a separate access order.
- The Company must receive an ASR to connect 800 DB Access Service at the end office within six months of the end office becoming SSP capable. The customer must place the order to disconnect from the tandem at the same time the order is placed to connect at the end office. The disconnect date may be negotiated with the Company not to exceed 90 days from the connect date.
- Customer specified rearrangement requests will be cooperatively negotiated with the customer and are subject to the availability of Company switching equipment and other existing facilities.

## ACCESS SERVICE

## 6. SWITCHED ACCESS SERVICE

## 6.7 RATE REGULATIONS

## 6.7.1 DESCRIPTION AND APPLICATION OF RATES AND CHARGES

## C. Nonrecurring Charges (Cont'd)

## 9. Rollover

When a customer meets the rollover conditions as set forth in (a), following, and is rearranging their facilities, as set forth in (b), following, a rollover charge shall apply to the lower speed facility as specified in 6.8, following. When the requested change does not meet the rollover conditions, then the appropriate nonrecurring charge applies as set forth in this section.

## a. Rollover Conditions

- The EF and/or DTT facilities are provided between the same customer locations as the original facilities, and
- all rollovers are performed at the same Company central office location, and
- all facilities involved in the rollover are provided by the Company.

## b. Rollover Service Rearrangements

- A lower speed Entrance Facility or DTT facility is to be placed on a higher speed facility, or
- moved from one higher speed facility to a different higher speed facility, or
- moved to a different channel on the same multiplexed facility.

If an order is required to rearrange the lines and/or trunks associated with a facility rollover, service rearrangement charges (e.g., Switched Transport per-line or per-trunk nonrecurring charges) may apply as set forth in C.3, preceding in addition to the facility rollover charges.

If an order is required to change the interface group category on the lines and/or trunks associated with a facility rollover, then the terms and conditions as set forth in 6.7.4, following, apply in addition to the facility rollover charge.

If an order is required to change the Switched Access Service type on the lines and/or trunks associated with a facility rollover, then the terms and conditions as set forth in 6.7.5, following, apply in addition to the facility rollover charge.

## ACCESS SERVICE

## 6. SWITCHED ACCESS SERVICE

## 6.7 RATE REGULATIONS

## 6.7.1 DESCRIPTION AND APPLICATION OF RATES AND CHARGES (Cont'd)

## D. Application of Rates

The specific application of rates for a specific customer is dependent upon the type of service provided.

The following rules, 1. through 4., provide the basis for applying the usage rates for Local Switching, Information Surcharge, and Carrier Common Line.

1. Rates apply to all CST2, CST3, FGC and FGD access minutes, to all CSL, FGA, CST1, FGB and *DID* access minutes that originate from or terminate at end offices.

When originating CST3 or FGD is not available in an end office, and terminating CST3 or FGD service to an access tandem in a LATA is available, such terminating CST3 or FGD service may be used, at the option of the customer, to terminate CST3 or FGD calls to that end office. CST3 or FGD rates apply to all access minutes associated with such calls.

BSE rate applications are described in 3., following.

**ACCESS SERVICE**

**6. SWITCHED ACCESS SERVICE**

**6.7 RATE REGULATIONS**

**6.7.1 DESCRIPTION AND APPLICATION OF RATES AND CHARGES**

**D. Application of Rates (Cont'd)**



**ACCESS SERVICE**

**6. SWITCHED ACCESS SERVICE**

**6.7 RATE REGULATIONS**

**6.7.1 DESCRIPTION AND APPLICATION OF RATES AND CHARGES**

**D. Application of Rates (Cont'd)**

**ACCESS SERVICE**

**6. SWITCHED ACCESS SERVICE**

**6.7 RATE REGULATIONS**

**6.7.1 DESCRIPTION AND APPLICATION OF RATES AND CHARGES**

**D. Application of Rates (Cont'd)**

2. Where Switched Access Service is provided to a carrier in conjunction with a Commercial Mobile Radio Service provider, the Company shall apply the rates as set forth in 2.4.8, preceding.

3. BSE Recurring Rates

The recurring rates for BSEs are dependent upon the serving arrangement.

The following rules provide the basis for applying BSE rates.

- Rates apply to all BSEs provided at end offices or access tandems and to all BSEs provided to customers who furnish interstate MTS/WATS.

## ACCESS SERVICE

## 6. SWITCHED ACCESS SERVICE

## 6.7 RATE REGULATIONS

## 6.7.1 DESCRIPTION AND APPLICATION OF RATES AND CHARGES (Cont'd)

## E. 800 DB Access Service

An 800 Carrier Identification Charge is assessed per call to the service provider the call is delivered to in accordance with SMS/800 information residing in the Company's SCP.

A POTS Translation Charge is assessed per call, in addition to the 800 Carrier Identification Charge, when the POTS number is delivered to the service provider instead of the 8XX number in accordance with SMS/800 information residing in the Company's SCP. The POTS Translation feature is described in 6.2.8, preceding.

A Call Handling and Destination Feature Charge is assessed to the service provider the call is intended for on a per-query basis for each 8XX query to the Company's SCP that utilizes a Call Handling and Destination feature as described in 6.2.8, preceding. The query rate is assessed for all completed queries whether or not the actual 8XX call is delivered to the service provider. A query is considered to be completed when the routing information is delivered back to the Service Switching Point.

The rates and charges are in addition to the rates and charges for the rate categories described in 6.1.2, preceding, which are applicable to all Switched Access Service. The 800 DB Access Service rates are set forth in 6.8.9, following.

## ACCESS SERVICE

## 6. SWITCHED ACCESS SERVICE

## 6.7 RATE REGULATIONS

## 6.7.1 DESCRIPTION AND APPLICATION OF RATES AND CHARGES (Cont'd)

## F. 900 Access Service Customer Identification Charge

A 900 Access Service Customer Identification Charge is assessed for each 900 call delivered to the customer. This charge is in addition to the rates and charges for the rate categories described in 6.1.2, preceding, which are applicable to all Switched Access Services. The per-call rate is set forth in 6.8, following.

## G. 900 Access Service Nonrecurring Charge

In addition to the rates and charges for the rate categories described in 6.1.2, preceding, which are applicable to all Switched Access Services, the following charges apply to 900 Access Service:

1. There are two additional charges which apply to 1+900 Service to activate the 900 NXX code(s) for each end office. These charges are assessed on a first and subsequent NXX per access order, per screening location. The screening location, end office or tandem, is determined by where the six-digit translation of the 900 NXX portion of the dialed number is performed. These charges are set forth in 6.8, following.
2. There are two additional charges which apply to expanded 0+900 Service to activate the Expanded 900 Option. These charges are assessed per access order, per screening location, end office or tandem with NXX activity or can be ordered without NXX activity. The Expanded 900 Option is not offered without 1+900 Access Service within a LATA and is available only with CST3 or Feature Group D Service in suitably equipped Telephone Company end offices. These charges are set forth in 6.8, following.

## ACCESS SERVICE

## 6. SWITCHED ACCESS SERVICE

## 6.7 RATE REGULATIONS

## 6.7.1 DESCRIPTION AND APPLICATION OF RATES AND CHARGES (Cont'd)

## H. Multiple POTs Tandem Sectorization [1] Nonrecurring Charge

The nonrecurring charges for MPTS are described as follows.

The MPTS ASR charge applies when a customer is ordering MPTS without associated trunk activity on the same order. This charge applies whether the order is to initially add sectors, or make rearrangements to an existing sector(s). Trunk activity includes installing new trunks, adding additional trunks, rearranging existing trunks or removing trunks. This charge is in addition to the MPTS establishment charge (without associated trunk activity) and the MPTS rearrangement charge (without associated trunk activity).

The MPTS establishment charge (without associated trunk activity) applies when a customer orders MPTS Service without associated trunk activity on the same order. The MPTS establishment charge (with associated trunk activity) applies when a customer orders MPTS Service with associated trunk activity on the same order.

The MPTS rearrangement charge (without associated trunk activity) applies when a customer orders rearrangements to established MPTS service without associated trunk activity on the same order. The MPTS rearrangement charge (with associated trunk activity) applies when a customer orders rearrangements to established MPTS service with associated trunk activity on the same order. These charges are set forth on 6.8, following.

[1] Effective February 20, 1999, MPTS is limited to existing customers on existing MPTS trunk groups only. Customers with MPTS in service may augment existing MPTS trunk groups until the service is moved or disconnected. If the service is moved or disconnected, MPTS may not be reestablished.

**ACCESS SERVICE****6. SWITCHED ACCESS SERVICE****6.7 RATE REGULATIONS****6.7.1 DESCRIPTION AND APPLICATION OF RATES AND CHARGES (Cont'd)****I. Self Healing Alternate Route Protection (SHARP)**

The charges for SHARP are described as follows:

When the SHARP optional feature is ordered and installed coincident with the initial installation of the associated Switched Access Service, no nonrecurring charges apply for the SHARP option.

The SHARP installation charge applies when a customer orders SHARP subsequent to the initial installation of the associated Switched Access trunks. These charges are assessed per Interface Groups 6 and/or 9, per access order. The customer is assessed the "first" installation charge for the first trunk and each additional trunk is assessed the "each additional" installation charge for every trunk ordered with the SHARP option. These rates are as set forth in 6.8.1., following.

The removal of the SHARP optional feature will be treated as a discontinuance of the existing service and installation of a new service. All associated nonrecurring installation charges will apply for the new service. A new minimum period will be established for the new service. Minimum period requirements will not apply to monthly charges for the SHARP facility.

**J. Switched Data Service (SDS)**

SDS nonrecurring installation charges are assessed per Interface Group 6 or 9 per dedicated trunk provisioned as CST3 or FGD equipped with SDS. The customer is assessed the "first" installation charge for the first trunk and the "each additional" installation charge for each additional trunk installed. Switched Transport trunk nonrecurring installation of service charges do not apply. SDS is subject to all applicable CST3 and FGD recurring rates. Rates and charges for SDS are set forth in 6.8, following.

**ACCESS SERVICE****6. SWITCHED ACCESS SERVICE****6.7 RATE REGULATIONS****6.7.1 DESCRIPTION AND APPLICATION OF RATES AND CHARGES****J. Switched Data Service (SDS) (Cont'd)**

Any change in existing service equipped with SDS will be treated as a discontinuance of existing service and installation of new service with the exception of changing to Clear Channel Capability and SS7 out of band signaling. When Clear Channel Capability and SS7 out of band signaling are available in the same Company digital end office as SDS and the following conditions are met, the customer may discontinue SDS without disconnecting the CST3 or FGD provisioned service by ordering Clear Channel Capability and SS7 out of band signaling. The customer will be assessed the nonrecurring charges as set forth in 6.8.1.E.5.a. and 6.8.2.C.32., following.

- The customer changes from SDS provisioned on CST3 or FGD with multifrequency signaling to CST3 or FGD with SS7 out of band signaling and Clear Channel Capability with no other changes in optional features and or BSE's.
- The same customer premises, quantity of trunks, service type, direct routing, and Interface Group Category 6 or 9 are maintained.
- The traffic type on the SDS equipped CST3 or FGD service is changed to the Clear Channel Capability originating and/or terminating traffic type as set forth in 6.1.1, preceding.
- All service orders are received at the same time and the disconnect date and the connect date are the same when rearranging trunk groups from MF to SS7 out of band signaling with Clear Channel Capability.
- Multiple MF trunk groups may be combined into a single SS7 trunk group with Clear Channel Capability when all trunks within the group are traffic engineered as a unit and all the communication paths within the group are interchangeable.

## ACCESS SERVICE

## 6. SWITCHED ACCESS SERVICE

## 6.7 RATE REGULATIONS

## 6.7.1 DESCRIPTION AND APPLICATION OF RATES AND CHARGES (Cont'd)

## K. BSE Rate Applications

1. BSEs with separate nonrecurring charges, as set forth in 6.8.2., which apply on an initial and subsequent basis are:
  - Flexible ANI (BSE)
  - Called Directory Number Delivery (BSE)
  - Caller Identification - Number (BSE)
  - Caller Identification - Bulk (BSE)
  - Clear Channel Capability (BSE)
  - Message Delivery Service (BSE)
  - Message Delivery Service - Interoffice (BSE)
  - *DID* Trunk Queuing (BSE)
  - Queuing for Use With UCD (BSE)
  - Answer Supervision - Lineside (BSE)
2. BSEs with separate nonrecurring charges, as set forth in 6.8.2., which only apply on a subsequent basis are:
  - Automatic Number Identification (BSE)
  - Alternate Traffic Routing (BSE)
3. If the following BSEs are installed coincident with the initial installation of service, nonrecurring charges will not apply for the BSEs.
  - Hunt Group Arrangement (BSE)
  - Uniform Call Distribution (BSE)
  - Call Transfer (BSE)
  - Three-Way Calling (BSE)
  - Make Busy (BSE)
  - Call Forwarding Variable (BSE)



**ACCESS SERVICE**

**6. SWITCHED ACCESS SERVICE**

**6.7 RATE REGULATIONS**

**6.7.1 DESCRIPTION AND APPLICATION OF RATES AND CHARGES**

**L. BSE Rate Applications (Cont'd)**

4. When the BSEs as set forth in 1., 2. and 3., preceding, are ordered on a subsequent basis without any other order activity, the BSE Access Service Order charge will apply, per order, except as set forth in 5., following.
5. The BSE Access Service order charge will not apply on Flexible ANI (BSE) or Clear Channel Capability (BSE).
6. The BSEs as set forth in 1., 2. and 3., preceding, are not subject to Switched Transport nonrecurring charges.

**L. DNAL**

1. The DNAL is a monthly rated service and is not subject to Switched Transport, Local Switching or Carrier Common Lines rates.
2. DNAL rates and charges are in addition to the rates and charges for the associated Switched Access circuit and BSE.
3. A monthly DNAL Transport Facility rate, per mileage band, and a monthly DNAL Transport Termination rate, as set forth in 6.8, following, shall be assessed per facility. The monthly rates for Entrance Facilities and DTT facilities are not applicable.
4. A nonrecurring DNAL Transport Termination charge, as set forth in 6.8, following, shall be assessed per point of termination.

**ACCESS SERVICE****6. SWITCHED ACCESS SERVICE****6.7 RATE REGULATIONS****6.7.1 DESCRIPTION AND APPLICATION OF RATES AND CHARGES (Cont'd)****M. Information Surcharge**

The Information Surcharge rate element recovers the cost of white page directory expenses. Information Surcharge is assigned to the Interstate Information Category through Part 36 and 69 of the F.C.C.'s rules. Information Surcharge is applicable to all Interstate Switched Access Service minutes of use. Rate applications as described in 6.7.1.D., preceding, are applicable to Information Surcharge. These rates are set forth in 6.8, following.

**N. Clear Channel Capability (BSE)**

When Clear Channel Capability (CCC) is ordered and installed coincident with initial installation of CST3 or FGD service, a CCC nonrecurring charge applies per trunk group in addition to the initial installation charge(s) for CST3 or FGD Service. Rates and charges for CCC are as set forth in 6.8.2, following.

When CCC is ordered on existing trunkside service, the service may be rearranged when the following conditions are met:

1. The customer changes from CST3 or FGD service with multifrequency signaling to CST3 or FGD services with SS7 out of band signaling and Clear Channel Capability with no other change in optional features and/or BSE's.
2. The customer changes from CST3 or FGD Service with SS7 out of band signaling to CST3 or FGD Services with SS7 out of band signaling and Clear Channel Capability with no other change in optional features and/or BSEs.

**ACCESS SERVICE****6. SWITCHED ACCESS SERVICE****6.7 RATE REGULATIONS****6.7.1 DESCRIPTION AND APPLICATION OF RATES AND CHARGES****N. Clear Channel Capability (BSE) (Cont'd)**

3. The same customer premises, quantity of trunks, service type, direct routing and Interface Group Category 6 or 9 are maintained.
4. The traffic type on CST3 or FGD service is changed to the Clear Channel Capability originating and/or terminating traffic type as set forth in 6.1.1, preceding.
5. All service orders are received at the same time and the disconnect date and the connect date are the same when rearranging trunk groups from MF to SS7 out of band signaling with Clear Channel Capability.
6. Multiple MF trunk groups may be combined into a single SS7 trunk group with Clear Channel Capability when all trunks within the group are traffic engineered as a unit and all the communication paths within the group are interchangeable.

Rearrangement charges from CST3 or FGD Service with multifrequency signaling to CST3 or FGD Service with SS7 out of band signaling and Clear Channel Capability will be assessed the nonrecurring charges as set forth in 6.8.1.E.5.a. and 6.8.2.C.32., following.

Rearrangement charges from CST3 or FGD service with SS7 out of band signaling to CST3 or FGD service with SS7 out of band signaling and Clear Channel Capability, will be assessed the "first trunk" charge in association with Interface Group Category 6 or 9 service. Each additional trunk will be assessed the "each additional trunk" charge in association with Interface Group Category 6 or 9 service. The nonrecurring charge for Clear Channel Capability, as set forth in 6.8.2., is assessed per trunk group in addition to the nonrecurring charges per trunk as set forth in 6.8.1.E.5.b., following.

The removal of the CCC arrangement from existing trunkside service will be treated as a discontinuance of the existing service and installation of new service. All associated nonrecurring installation charges will apply for the new service. A new minimum period will be established for the new service.

## ACCESS SERVICE

## 6. SWITCHED ACCESS SERVICE

## 6.7 RATE REGULATIONS

## 6.7.1 DESCRIPTION AND APPLICATION OF RATES AND CHARGES (Cont'd)

## O. Entrance Facility

The Entrance Facility monthly rate is assessed based on the type of facility provided, Voice Grade, DS1 or DS3. When Lineside Switched Access Service is provided, the Voice Grade Entrance Facility rate is assessed for each Lineside service provided, unless the customer requests a DS1 or DS3 Entrance Facility. The Entrance Facility rate is assessed even when the customer's premises and the SWC are located in the same building. The Entrance Facility rate is in addition to the rates assessed for DTT and TST. Rates and charges are set forth in 6.8, following.

## P. Direct-Trunked Transport

1. Except as set forth in 2. and 3., following, for each DTT facility provided, Voice Grade, DS1 or DS3, a fixed monthly rate, per mile band, and a monthly rate per mile is assessed. The DTT rates are in addition to the Entrance Facility rate. Mileage measurement is described in 6.7.11, following. Rates and charges are set forth in 6.8, following.
2. When Lineside Switched Access service is provided, the Voice Grade DTT rates are assessed for each Lineside service, unless the customer requests a DS1 or DS3 facility. DTT rates are assessed between the SWC of the customer's premises and the dial tone office. When traffic is terminated in an end office which is not the dial tone office, Tandem Transmission rates, as set forth in R., following, are assessed between the dial tone office and the end office where the traffic terminates. The Tandem Transmission rates are in addition to the DTT rates. Tandem Switching rates will not be assessed.

3. When the customer orders DTT to a remote switching system or module (RSS or RSM), DTT rates are assessed between the SWC and the host office and Tandem Transmission rates, as set forth in Q., following, are assessed between the host and the RSS or RSM. In these instances the Tandem Transmission rates will use the Terminating-Tandem 3rd Party rates when the RSS or RSM is not owned by a CenturyLink ILEC or Terminating Tandem to End Office when the RSS or RSM is owned by a CenturyLink ILEC. Mileage measurement rules are set forth in 6.7.11, following. Tandem Switching rates will not be assessed.

(T)  
(C)  
—  
(C)

**ACCESS SERVICE****6. SWITCHED ACCESS SERVICE****6.7 RATE REGULATIONS****6.7.1 DESCRIPTION AND APPLICATION OF RATES AND CHARGES (Cont'd)****Q. Tandem-Switched Transport**

The TST rate category is composed of Tandem Transmission, Tandem Switching Access Tandem Trunk Port and Common Transport Multiplexing rates. Mileage measurement is described in 6.7.11, following. Rates and charges are set forth in 6.8, following.

**1. Tandem Transmission**

The Tandem Transmission rates are assessed on a per-MOU basis when tandem routing is provided for trunkside services. Tandem Transmission rates are also assessed to FGA and CSL Service when traffic is terminated in an end office that is not the dial tone office as set forth in 6.7.11, following. The Tandem Transmission rates are portrayed in mileage bands. There are two rates that apply for each band, a fixed rate per band and a rate per mile, per minute.

**2. Tandem Switching**

The Tandem Switching rate is assessed on a per-MOU basis to all Switched Access minutes when tandem switching functions are utilized. Tandem Switching is not assessed to FGA or CSL Service.

**3. Access Tandem Trunk Port**

The Access Tandem Trunk Port (ATTP) is a monthly rate assessed per FG or BSA trunk in service terminating on the serving wire center side of the access tandem. If the customer combines Voice DA with trunkside Switched Access Service, only one ATTP charge is assessed per trunk. ATTP is not assessed to FGA or CSL.

**4. Common Transport Multiplexing**

Common transport multiplexing is a per-MOU rate assessed to all Switched Access minutes utilizing common transport from the access tandem to all subtending end offices for trunkside services. Nonrecurring charges are not assessed for common transport multiplexing.

**ACCESS SERVICE****6. SWITCHED ACCESS SERVICE****6.7 RATE REGULATIONS****6.7.1 DESCRIPTION AND APPLICATION OF RATES AND CHARGES (Cont'd)****R. Multiplexing associated with EF and DTT facilities**

A nonrecurring charge is assessed per arrangement when multiplexing equipment is not installed at the same time as the associated Entrance Facility and/or DTT facility. The multiplexing monthly rate is assessed on a per-arrangement basis as set forth in 6.8.1, following.

**S. 500 Access Service**

A 500 Access Service Carrier Identification Charge is assessed for each 5YY call delivered to the customer. This charge is in addition to the rates and charges for the rate categories described in 6.1.2, preceding, which are applicable to all Switched Access Services. The per-call rate is set forth in 6.8.2, following.

An Activation Nonrecurring Charge applies to activate the 5YY NXX code(s). This charge is assessed per NXX code, per required point of six-digit translation.

In addition to the Activation Nonrecurring Charge, a Route Pattern Nonrecurring Charge is assessed on a initial and subsequent basis when the customer orders 500 Access Service in a LATA to establish a route pattern. This charge is assessed per each point in the network where 5YY service routing logic is required to deliver 500 traffic to the identified access customer. The nonrecurring charges for 500 Access Service are set forth in 6.8.2, following.

**T. Carrier Identification Parameter**

A monthly recurring rate is assessed per CST3 or Feature Group D trunk equipped with Carrier Identification Parameter (CIP). When CST3 and Feature Group D Switched Access is initially ordered as new service with the SS7 Out of Band Signaling and the CIP option, the CIP Nonrecurring Charge is assessed in addition to the installation charges for the Feature Group D trunks, per access order. When the CIP optional feature is ordered on existing CST3 or Feature Group D trunks equipped with SS7 Out of Band Signaling, the SS7 Out of Band Signaling Service Order Rearrangement Charge and the CIP Nonrecurring Charge are assessed per access order. When existing CST3 or Feature Group D Switched Access with Multifrequency (MF) signaling is being rearranged to be equipped with SS7 Out of Band Signaling and the CIP optional feature, the SS7 Service Order Rearrangement Charge, the SS7 Rearrangement Charges and the CIP Nonrecurring Charge are assessed. The SS7 Service Order Rearrangement charge and the SS7 Trunk Rearrangement Charges are set forth in 6.8.1.D., following, and the CIP Nonrecurring Charge is set forth in 6.8.2.G., following.

**ACCESS SERVICE****6. SWITCHED ACCESS SERVICE****6.7 RATE REGULATIONS (Cont'd)****6.7.2 MINIMUM PERIODS**

Minimum periods for Switched Access Service are described in 5.2.5, preceding.

**6.7.3 MINIMUM MONTHLY CHARGE**

Switched Access Service is subject to a minimum monthly charge. The minimum charge applies for the total capacity provided. The minimum monthly charge consists of the following elements:

- The minimum monthly charge for usage rated elements is the sum of the charges set forth in 6.8, following, for the measured or assumed usage for the month.
- For monthly rated elements, the minimum monthly charge is the tariffed monthly rate as set forth in 6.8, following.
- When Lineside Access or *DID* services are provided where actual measurement capabilities do not exist, the customer will always be billed for the assumed average number of access minutes for all applicable usage rated elements.

## ACCESS SERVICE

## 6. SWITCHED ACCESS SERVICE

## 6.7 RATE REGULATIONS (Cont'd)

## 6.7.4 CHANGE OF SWITCHED ACCESS INTERFACE GROUP CATEGORY

Changes from one Switched Access Service Interface Group Category to another will be treated as a discontinuance of service and the installation of service with the establishment of a new minimum period as set forth in 5.2.5, preceding. When the following conditions are met, the nonrecurring charges will not apply:

- A. Interface Group Category 6 (IG6) on CST1 or Feature Group B Service to Interface Group Category 9 (IG9) on CST1 or Feature Group B and CST3 or Feature Group D Service
- The same customer premises, quantity of trunks, routing, traffic type, direction (i.e., one-way, two-way), optional features and BSEs are maintained.
  - The orders for the change from IG6 to IG9 are received at the same time.
  - The trunks are upgraded from IG6 to IG9 in groups of 24 trunks.
  - In accordance with 6.7.5, following, the disconnect date for the CST1 or FGB Service with IG6 is no more than 90 days from the connect date of the CST3 or FGD Service with IG9.
  - The disconnect date for IG6 is the connect date for IG9 when the CST1 or FGB service type is not changing.
- B. Interface Group Category 6 to Interface Group Category 9 on CST3 or Feature Group D Service
- The same customer premises, quantity of trunks, service type, routing, traffic type, direction (i.e., one-way, two-way), optional features and BSEs are maintained.
  - The orders for the change from IG6 to IG9 are received at the same time.
  - The trunks are upgraded from IG6 to IG9 in groups of 24 trunks.
  - The disconnect date for IG6 is the connect date for IG9.



**ACCESS SERVICE****6. SWITCHED ACCESS SERVICE****6.7 RATE REGULATIONS (Cont'd)****6.7.5 CHANGE OF SWITCHED ACCESS SERVICE TYPE**

Changes from one type of Switched Access Service to another will be treated as a discontinuance of service and the installation of service with the establishment of a new minimum period as set forth in 5.2.5, preceding. When the following conditions are met, nonrecurring charges will not apply.

**A. Service type upgrade from CSL, CST1, FGA or FGB to CST3 or FGD Service**

- The same customer premises, quantity of trunks, routing, traffic type, direction (i.e., one-way, two-way), optional features and BSE's are maintained.
- The same interface group category is maintained (except as set forth in 6.7.4, preceding).
- The orders for the disconnect of the Lineside connection, CST1 or FGB Service and the start of CST3 or FGD Service are placed with the Company at the same time.
- The disconnect date for the Lineside connection, CST1 or FGB Service is no more than 90 days from the connect date of CST3 or FGD Service.
- At the customer's option, the Company will allow a change to SS7 out of band signaling and a change in direction from one-way to two-way at the same time as the service type upgrade. When this kind of request is received, the customer will be assessed an SS7 Rearrangement Charge when conditions in 6.7.1.C.5., preceding and the above conditions are met. A new minimum period as set forth in 5.2.5, preceding, will also be established.

## ACCESS SERVICE

## 6. SWITCHED ACCESS SERVICE

## 6.7 RATE REGULATIONS

## 6.7.5 CHANGE OF SWITCHED ACCESS SERVICE TYPE (Cont'd)

- B. Service type upgrade from CST2 or Feature Group C Service to CST3 or Feature Group D Service

When CST2 or FGC service is upgraded to a CST3 or FGC service, the nonrecurring charge will not apply. Because CST2 or FGC is no longer available in an end office once the end office is equipped with equal access capabilities, such upgrades will be performed by the Company without the customer being required to place an order for the change, unless a customer specifies an increase in the number of transmission paths.

When the effective dates for the disconnect and start of service are the same, the minimum period, as set forth in 5.2.5, preceding, will not change. When the effective dates for the disconnect and start of service are different, a new minimum period will be established for the CST3 or FGD Service. For all other changes other than a change in service type, a new minimum period will be established on the CST3 or FGD.

At the customer's option, the Company will allow a change to SS7 out of band signaling and a change in direction from one-way to two-way to occur at the same time the CST2 or FGC is upgraded to CST3 or FGD. When this kind of request is received, the customer will be assessed a SS7 Rearrangement Charge when conditions in 6.7.1.C.5., preceding, are met. When upgrading CST2 or FGC to CST3 or FGD with SS7 out of band signaling, the disconnect date and the connect date on the orders must be the same date and a new minimum period will apply on the CST3 or FGD service.

If a customer has the optional feature, Multiple POTS Tandem Sectorization (MPTS) and a non-equal access end office is upgraded to a equal access end office with the tandem serving area, the MPTS nonrecurring charges do not apply.

## ACCESS SERVICE

## 6. SWITCHED ACCESS SERVICE

## 6.7 RATE REGULATIONS (Cont'd)

## 6.7.6 MOVES

A move involves a change in the physical location or reconfiguration of the following:

- The point of termination of the Entrance Facility (EF) at the customer's premises is moving
- The customer's premises and associated EF is moving
- The DTT facility and associated Lineside and/or Trunkside Switched Access Services are reconfigured as set forth in A. and B., following.

The charges for a move or reconfiguration are dependent on whether the move or reconfiguration is within the same serving wire center, as set forth in A., following, or to a different serving wire center, as set forth in B., following. New minimum period requirements will be established for moved or reconfigured services. Any changes to the existing Switched Access facilities, lines, trunks, optional features and BSEs as they exist at the current location, excluding a change in Circuit Facility Assignment (CFA), made in conjunction with a move or reconfiguration will be treated as a discontinuance and a start of new service and all associated nonrecurring installation charges will apply. The addition of lines and trunks made in conjunction with a move or reconfiguration will be treated as a start of new service and all associated nonrecurring installation charges and new minimum period requirements will apply. The customer will also remain responsible for satisfying all outstanding minimum period charges for any disconnected service as the result of a move or reconfiguration.

## ACCESS SERVICE

## 6. SWITCHED ACCESS SERVICE

## 6.7 RATE REGULATIONS

## 6.7.6 MOVES (Cont'd)

## A. Application of Move Charges Within the Same Serving Wire Center (SWC)

1. EF Move to a New Location Within the Same Building, Same SWC, for the Same Customer

The charge for moving an EF to a new location within the same building, same SWC, for the same customer, is one-half of the Move Within the Same Serving Wire Center charge as set forth in 6.8.1, following. The first line or trunk is assessed one-half of the "first" move charge and each additional line or trunk is assessed one-half of the "each additional" move charge per Interface Group 1, 2, 6 or 9, per Access Order. In addition, one-half of the EF Nonrecurring Installation charge based on the capacity affected, per point of termination, per Access Order is assessed.

2. Reconfiguration of a DTT Facility and Associated Lineside or Trunkside Switched Access Services from an EF of One Customer to an EF of Another Customer, or to an Expanded Interconnection-Collocation Channel Termination (EICT) or Interconnect Tie Pair (ITP) all Within the Same Building, Same SWC. EICT and ITP are set forth in Section 21.

The charge for reconfiguring a DTT facility and associated Lineside or Trunkside Switched Access Services from an EF of one customer to (a.) an EF of another customer where its customer premises is located within the same building, same SWC, or (b.) to an EICT or ITP located within the same building, same SWC, is one-half of the Move Within the Same Serving Wire Center charge as set forth in 6.8.1, following. The first line or trunk is assessed one-half of the "first" move charge and each additional line or trunk is assessed one-half of the "each additional" move charge per Interface Group 1, 2, 6 or 9, per Access Order. The customer providing the EF, EICT, or ITP is responsible for providing the CFA and is assessed an EF, EICT, or ITP Nonrecurring Installation charge when a new EF, EICT, or ITP is ordered.

**ACCESS SERVICE****6. SWITCHED ACCESS SERVICE****6.7 RATE REGULATIONS****6.7.6 MOVES****A. Application of Move Charges Within the Same Serving Wire Center (Cont'd)**

3. Reconfiguration of a DTT Facility and Associated Lineside or Trunkside Switched Access Services from One EICT or ITP to Another EICT or ITP, all Within the Same Building, Same SWC.

The charge for reconfiguring a DTT facility and associated Lineside or Trunkside Switched Access Services from one EICT or ITP to another EICT or ITP within the same building, same SWC, is one-half of the Move Within the Same Serving Wire Center charge as set forth in 6.8.1, following. The first line or trunk is assessed one-half of the "first" move charge and each additional line or trunk is assessed one-half of the "each additional" move charge per Interface Group 1, 2, 6 or 9, per Access Order. The customer providing the EICT or ITP is responsible for providing the CFA and is assessed an EICT or ITP Nonrecurring Installation charge when a new EICT or ITP is ordered.

4. Reconfiguration of a DTT Facility and Associated Lineside or Trunkside Switched Access Services from an EICT or ITP to an EF, all Located Within the Same Building, Same SWC.

The charge for reconfiguring a DTT facility and associated Lineside or Trunkside Switched Access Services from an EICT or ITP to an EF where its customer premises is located within the same building, same SWC, is one-half of the Move Within the Same Serving Wire Center charge as set forth in 6.8.1, following. The first line or trunk is assessed one-half of the "first" move charge and each additional line or trunk is assessed one-half of the "each additional" move charge per Interface Group 1, 2, 6 or 9, per Access Order. The customer providing the EF is responsible for providing the CFA and is assessed an EF Nonrecurring Installation charge when a new EF is ordered.

**ACCESS SERVICE****6. SWITCHED ACCESS SERVICE****6.7 RATE REGULATIONS****6.7.6 MOVES****A. Application of Move Charges Within the Same Serving Wire Center (Cont'd)****5. EF Move to a Different Building, Same SWC for the Same Customer**

The charge for moving an EF to a different building, same SWC, for the same customer is the Move Within the Same Serving Wire Center charge as set forth in 6.8.1, following. The first line or trunk is assessed the "first" move charge and each additional line or trunk is assessed the "each additional" move charge per Interface Group 1, 2, 6 or 9, per Access Order. In addition, a full EF Nonrecurring Installation charge based on the capacity affected, per point of termination, per Access Order is assessed.

**6. Reconfiguration of a DTT Facility and Associated Lineside or Trunkside Switched Access Services from an EF of One Customer to an EF of Another Customer or to an EICT or ITP Located in a Different Building, Same SWC.**

The charge for reconfiguring a DTT facility and associated Lineside or Trunkside Switched Access Services from an EF of one customer to (a.) an EF of another customer where its customer premises is located in a different building, same SWC, or (b.) to an EICT located in a different building, same SWC is the Move Within the Same Serving Wire Center charge as set forth in 6.8.1, following. The first line or trunk is assessed the "first" move charge and each additional line or trunk is assessed the "each additional" move charge per Interface Group 1, 2, 6 or 9, per Access Order. The customer providing the EF, EICT, or ITP is responsible for providing the CFA and is assessed an EF, EICT, or ITP Nonrecurring Installation charge when a new EF, EICT, or ITP is ordered.

**7. Reconfiguration of a DTT Facility and Associated Lineside or Trunkside Switched Access Services from an EICT or ITP to an EF Located in a Different Building, Same SWC.**

The charge for reconfiguring a DTT facility and associated Lineside or Trunkside Switched Access Services from an EICT or ITP to an EF where its customer premises is located in a different building, same SWC, is the Move Within the Same Serving Wire Center charge as set forth in 6.8.1, following. The first line or trunk is assessed the "first" move charge and each additional line or trunk is assessed the "each additional" move charge per Interface Group 1, 2, 6 or 9, per Access Order. The customer providing the EF is responsible for providing the CFA and is assessed an EF Nonrecurring Installation charge when a new EF is ordered.

## ACCESS SERVICE

## 6. SWITCHED ACCESS SERVICE

## 6.7 RATE REGULATIONS

## 6.7.6 MOVES (Cont'd)

## B. Application of Move Charges to a Different Serving Wire Center (SWC)

## 1. EF Move to a Different SWC for the Same Customer

The charge for moving an EF to a different SWC for the same customer is assessed the Move to a Different Serving Wire Center charge as set forth in 6.8.1, following. The first line or trunk is assessed the "first" move charge and each additional line or trunk is assessed the "each additional" move charge per Interface Group 1, 2, 6 or 9, per Access Order. In addition, a full EF Nonrecurring Installation charge based on the capacity affected, per point of termination, per Access Order is assessed.

## 2. Reconfiguration of a DTT Facility and Associated Lineside or Trunkside Switched Access Services from an EF of One Customer to an EF of Another Customer or to an EICT or ITP in a Different SWC.

The charge for reconfiguring a DTT facility and associated Lineside or Trunkside Switched Access Services from an EF of one customer to (a.) an EF of another customer where its customer premises is served by a different SWC or (b.) to an EICT or ITP located in a different SWC is the Move to A Different Serving Wire Center charge as set forth in 6.8.1, following. The first line or trunk is assessed of the "first" move charge and each additional line or trunk is assessed of the "each additional" move charge per Interface Group 1, 2, 6 or 9, per Access Order. The customer providing the EF, EICT, or ITP is responsible for providing the CFA and is assessed an EF, EICT, or ITP Nonrecurring Installation charge when a new EF, EICT, or ITP is ordered.

**ACCESS SERVICE****6. SWITCHED ACCESS SERVICE****6.7 RATE REGULATIONS****6.7.6 MOVES****B. Application of Move Charges to a Different Serving Wire Center (SWC) (Cont'd)**

3. Reconfiguration of a DTT Facility and Associated Lineside or Trunkside Switched Access Services from One EICT or ITP to Another EICT or ITP Located in a Different SWC

The charge for reconfiguring a DTT facility and associated Lineside or Trunkside Switched Access Services from one EICT or ITP to another EICT or ITP located in a different SWC is the Move to a Different Serving Wire Center charge as set forth in 6.8.1, following. The first line or trunk is assessed the "first" move charge and each additional line or trunk is assessed the "each additional" move charge per Interface Group 1, 2, 6 or 9, per Access Order. The customer providing the EICT or ITP is responsible for providing the CFA and is assessed an EICT or ITP Nonrecurring Installation charge when a new EICT or ITP is ordered.

4. Reconfiguration of a DTT Facility and Associated Lineside or Trunkside Switched Access Services from an EICT or ITP to an EF Located in a Different SWC

The charge for reconfiguring a DTT facility and associated Lineside or Trunkside Switched Access Services from an EICT or ITP to an EF where its customer premises is served by a different SWC is the Move to a Different Serving Wire Center charge as set forth in 6.8.1, following. The first line or trunk is assessed the "first" move charge and each additional line or trunk is assessed the "each additional" move charge per Interface Group 1, 2, 6 or 9, per Access Order. The customer providing the EF is responsible for providing the CFA and is assessed an EF Nonrecurring Installation charge when a new EF is ordered.



## ACCESS SERVICE

## 6. SWITCHED ACCESS SERVICE

## 6.7 RATE REGULATIONS (Cont'd)

## 6.7.7 MEASURING ACCESS MINUTES

Customer traffic to end office switches will be measured (i.e., recorded or assumed) by the Company at end office switches or access tandem switches. Originating and terminating calls will be measured (i.e., recorded or assumed) by the Company to determine the basis for computing chargeable access minutes. In the event the customer message detail is not available because the Company lost or damaged tapes or experienced recording system outages, the Company shall estimate the volume of lost customer access minutes of use based on previously known values. The measured minutes are the chargeable access minutes for calls over the following serving arrangements:

- For terminating calls over
  - CSL and FGA
  - CST1 and FGB
  - CST2 to 800/800-type and FGC to 800/800-type
  - CST3 and FGD
- For originating calls over
  - CSL and FGA used for resale
  - CST1 and FGB
  - CST2 and FGC (where measurement capability is available)
  - CST3 and FGD
  - *DID*
- For originating calls over CSL and FGA not used for resale

For originating calls over CSL and FGA not used for resale and CST2 and FGC (where measurement capability is not available), chargeable originating access minutes are derived from recorded minutes in the following manner.

## ACCESS SERVICE

## 6. SWITCHED ACCESS SERVICE

## 6.7 RATE REGULATIONS

## 6.7.7 MEASURING ACCESS MINUTES (Cont'd)

## STEP 1

Obtain recorded originating minutes and messages (measured as set forth in A., and C. following for CSL and FGA not used for resale and CST2 and FGC where measurement capability is not available, respectively) from the appropriate recording data.

## STEP 2

Obtain the total messages and attempts by multiplying the originating measured messages by the "attempts per message ratio". "Attempts per message ratios" (A/M) are obtained separately for the major call categories such as DDD, operator, 5YY, 8XX, 900, Voice DA and international from a sample study which analyzes the ultimate completion status of the total attempts which receive acknowledgment from the customer. That is, Measured Messages divided by Completion Ratio equals Total Attempts.

## STEP 3

Obtain the total non-conversation time additive (NCTA) by multiplying the total attempts (obtained in Step 2) by the NCTA per-attempt ratio. The NCTA per-attempt ratio is obtained from the sample study identified in Step 2 by measuring the non-conversation time associated with both completed and incompleting attempts. The total NCTA is the time on a completed attempt from customer acknowledgment of receipt of call to called party answer (set up and ringing) plus the time on an incompleting attempt from customer acknowledgment of call until the access tandem or end office receives a disconnect signal (ring - no answer, busy or network blockage). That is, Total Attempts times Non-Conversation Time per Attempt Ratio equals Total NCTA.

## ACCESS SERVICE

## 6. SWITCHED ACCESS SERVICE

## 6.7 RATE REGULATIONS

## 6.7.7 MEASURING ACCESS MINUTES (Cont'd)

## STEP 4

Obtain total chargeable originating access minutes by adding the total NCTA (obtained in Step 3) to the recorded originating measured minutes (obtained in Step 1). That is, Measured Minutes plus NCTA equals Chargeable Originating Access Minutes.

Following is an example which illustrates how the chargeable originating access minutes are derived from the measured originating minutes using this formula.

|        |   |   |         |
|--------|---|---|---------|
| Where: | Measured Minutes (M. Min.).....   | = | 7,000   |
|        | Measured Messages (M. Mes.).....  | = | 1,000   |
|        | Attempts Per Message Ratio (A/M).....   | = | 1.333   |
|        | NCTA Per Attempt .....  | = | .4      |
| 1.     | Total Attempts = 1,000 (M. Mes.) x 1.333 .....  | = | 1,333   |
| 2.     | Total NCTA = .4 (NCTA per Attempt) x 1,333.....                                       | = | 533.2   |
| 3.     | Total Chargeable Originating Access Minutes =<br>7,000 (M. Min.) + 533.2 (NCTA) ..... | = | 7,533.2 |

When assumed minutes are used, the assumed minutes are the chargeable access minutes.

Lineside access minutes or fractions thereof, the exact value of the fraction being a function of the switch technology where the measurement is made, are accumulated over the billing period for each line or hunt group, and are then rounded up to the nearest access minute for each line or hunt group. Trunkside access minutes or fraction thereof, the exact value of the fraction being a function of the switch technology where the measurement is made, are accumulated over the billing period for each end office, and are then rounded up to the nearest access minute for each end office.

## ACCESS SERVICE

## 6. SWITCHED ACCESS SERVICE

## 6.7 RATE REGULATIONS

## 6.7.7 MEASURING ACCESS MINUTES (Cont'd)

Assumed minutes are used for Lineside and *DID* Access Services which originate or terminate in end offices not equipped with measurement capabilities.

The assumed average interstate access minutes are set forth following.

- When a Lineside service arranged for two-way calling is provided where neither the originating nor the terminating access minutes are recorded, the average interstate access minutes will be assumed.
- Where recording capability exists for either originating or terminating usage, but not both, on a line arranged for two-way calling, the number of access minutes per-line will be the assumed average interstate access minutes, or the recorded usage, whichever is greater. If the usage in the measured direction exceeds the assumed number of minutes, it will be assumed that there is zero usage in the unmeasured direction. If the measured usage is less than the assumed number of minutes, the usage in the unmeasured direction will be assumed to be the assumed number of access minutes minus the measured usage (e.g., 5919 - 4000 measured = 1919 assumed in unmeasured direction).

Assumed Average Interstate Access Minutes

5943

ACCESS SERVICE

6. SWITCHED ACCESS SERVICE

6.7 RATE REGULATIONS

6.7.7 MEASURING ACCESS MINUTES (Cont'd)

- When a Lineside service arranged for originating calling only is provided where originating access minutes are not recorded, the average originating access minutes will be assumed, and no terminating access minutes will apply.

Assumed Average Originating Access Minutes

3732

- When a Lineside service arranged for terminating calling only is provided where terminating access minutes are not recorded, the terminating access minutes will be assumed, and no originating access minutes will apply.

Assumed Average Terminating Access Minutes

2211

- When any or all of the usage over an unmeasured access line originates from or terminates to a WATS Access Line and the total access line usage recorded at the WATS Serving Office exceeds the assumed usage set forth preceding for Lineside Access, the recorded usage will be billed to the customer in lieu of the assumed usage.

APPLICABLE IN ID (SPOKANE LATA), OR, WA ONLY

When a *DID* Switched Access Service is provided where originating *DID* access minutes are not recorded, the assumed average originating access minutes are 5119 access minutes.

**ACCESS SERVICE****6. SWITCHED ACCESS SERVICE****6.7 RATE REGULATIONS****6.7.7 MEASURING ACCESS MINUTES (Cont'd)****A. Lineside Access Usage Measurement**

For originating calls over Lineside Access, usage measurement begins when the originating Lineside Access entry switch receives an off-hook supervisory signal forwarded from the customer's point of termination. (Where Lineside Access is used for resale, this off-hook signal is generally provided by the customer's equipment. Where Lineside Access is not used for resale, the off-hook signal is generally forwarded by the customer's equipment when the called party answers.)

The measurement of originating call usage over Lineside Access ends when the originating Lineside Access entry switch receives an on-hook supervisory signal from either the originating end user's end office, indicating the originating end user has disconnected, or the customer's point of termination, whichever is recognized first by the entry switch.

For terminating calls over Lineside Access, usage measurement begins when the terminating Lineside Access entry switch receives an off-hook supervisory signal from the terminating end user's end office, indicating the terminating end user has answered. The measurement of terminating call usage over Lineside Access ends when the terminating Lineside Access entry switch receives an on-hook supervisory signal from either the terminating end user's end office, indicating the terminating end user has disconnected, or the customer's point of termination, whichever is recognized first by the entry switch.

**ACCESS SERVICE****6. SWITCHED ACCESS SERVICE****6.7 RATE REGULATIONS****6.7.7 MEASURING ACCESS MINUTES (Cont'd)****B. CST1 and Feature Group B Usage Measurement**

For originating calls over CST1 and FGB, usage measurement begins when the originating CST1 or FGB entry switch receives answer supervision forwarded from the customer's point of termination, indicating that the customer's equipment has answered.

The measurement of originating call usage over CST1 and FGB ends when the originating CST1 or FGB entry switch receives disconnect supervision from either the originating end user's end office, indicating the originating end user has disconnected, or the customer's point of termination, whichever is recognized first by the entry switch.

For terminating calls over CST1 and FGB, usage measurement begins when the terminating CST1 or FGB entry switch receives answer supervision from the terminating end user's end office, indicating the terminating end user has answered.

The measurement of terminating call usage over CST1 and FGB ends when the terminating CST1 or FGB entry switch receives disconnect supervision from either the terminating end user's end office, indicating the terminating end user has disconnected, or the customer's point of termination, whichever is recognized first by the entry switch.

**C. CST2 and Feature Group C Usage Measurement**

For originating calls over CST2 and FGC, if measurement capabilities are not available, usage measurement begins when the originating CST2 or FGC entry switch receives answer supervision from the customer's point of termination, indicating the called party has answered. If measurement capabilities are available, usage measurement begins when the originating CST2 or FGC entry switch receives the first wink supervisory signal forwarded from the customer's point of termination.

**ACCESS SERVICE****6. SWITCHED ACCESS SERVICE****6.7 RATE REGULATIONS****6.7.7 MEASURING ACCESS MINUTES****C. CST2 and Feature Group C Usage Measurement (Cont'd)**

The measurement of originating call usage over CST2 and FGC ends when the originating CST2 or FGC entry switch receives disconnect supervision from either the originating end user's end office, indicating the originating end user has disconnected, or the customer's point of termination, whichever is recognized first by the entry switch.

For terminating calls over CST2 and FGC to services other than 800/800-type, 900 or Voice DA, terminating CST2 and FGC usage may not be directly measured at the terminating entry switch, but may be imputed from originating usage, excluding usage from calls to 8XX, 900 or Voice DA Services. Actual measured usage will be used where available, rather than an imputed value.

For terminating calls over CST2 and FGC to 800/800-type usage measurement begins when the terminating CST2 or FGC entry switch receives answer supervision from the terminating end user's end office, indicating the terminating 800/800-type end user has answered.

The measurement of terminating call usage over CST2 and FGC to 800/800-type ends when the terminating CST2 or FGC entry switch receives an on-hook supervisory signal from the terminating end user's end office, indicating the terminating end user has disconnected, or from the customer's point of termination, whichever is recognized first by the entry switch.



**ACCESS SERVICE**

**6. SWITCHED ACCESS SERVICE**

**6.7 RATE REGULATIONS**

**6.7.7 MEASURING ACCESS MINUTES (Cont'd)**

**D. CST3 and Feature Group D Usage Measurement**

**1. Originating Usage Measurement**

**a. Multifrequency Signaling**

- For originating calls over CST3 and FGD, usage measurement begins when the originating CST3 or FGD entry switch receives the first wink supervisory signal forwarded from the customer's point of termination.
- The measurement of originating call usage over CST3 and FGD ends when the originating CST3 or FGD entry switch receives disconnect supervision from either the originating end user's end office, indicating the originating end user has disconnected, or the customer's point of termination, whichever is recognized first by the entry switch.

**b. SS7 Out of Band Signaling**

- For originating calls over CST3 or FGD, usage measurement on direct trunks begins when the CST3 or FGD entry switch sends an Initial Address Message (IAM). The usage measurement for trunks via an access tandem or customer-provided tandem switch begins when the CST3 or FGD entry switch receives an Exit Message (EXM).
- The measurement of originating call usage over CST3 or FGD with SS7 out of band signaling ends when a Release Message is sent or received by the originating end user's end office, whichever occurs first.

## ACCESS SERVICE

## 6. SWITCHED ACCESS SERVICE

## 6.7 RATE REGULATIONS

## 6.7.7 MEASURING ACCESS MINUTES

## D. CST3 and Feature Group D Usage Measurement (Cont'd)

## 2. Terminating Usage Measurement

- For terminating calls over CST3 and FGD, the measurement of access minutes begins when the terminating CST3 or FGD entry switch receives answer supervision from the terminating end user's end office, indicating the terminating end user has answered.
- The measurement of terminating call usage over CST3 and FGD ends when the terminating CST3 or FGD entry switch receives disconnect supervision from either the terminating end user's end office, indicating the terminating end user has disconnected, or the customer's point of termination, whichever is recognized first by the entry switch.

E. Direct Inward Dial (*DID*) Switched Access Service

## AVAILABLE IN ID (SPOKANE LATA), OR, WA ONLY

For originating calls over *DID* Switched Access Service, usage measurement begins when the originating *DID* switch receives an answer supervision signal forwarded from the customer's point of termination. This answer supervision signal must be provided by the customer's premises equipment upon receipt of the outpulsed *DID* telephone number from the *DID* switching office.

The measurement of originating call usage over *DID* ends when the originating *DID* switch receives an on-hook supervisory signal from either the originating end user's end office, indicating the originating end user has disconnected, or the customer's point of termination, whichever is recognized first.

**ACCESS SERVICE****6. SWITCHED ACCESS SERVICE****6.7 RATE REGULATIONS (Cont'd)****6.7.8 APPLICATION OF RATES FOR EXTENSION SERVICE**

Lineside Switched Access Service is available with extensions, i.e., additional terminations of the service at different building(s) in the same or a different LATA. Lineside extensions within the LATA and same states are charged for under the Company's local and/or general exchange service tariffs. Lineside extensions in different LATAs, or in a different state in the same LATA, are charged for as Private Line Transport Service. The rate elements which apply are: A Voice Grade Channel Termination, Channel Mileage, if applicable, and signaling capability, if applicable. All appropriate monthly rates and nonrecurring charges set forth in Section 7, following, or on the Company's website or Company's other designated location will apply. Such extensions are ordered as set forth in 5.2, preceding.

(T)

(C)

(C)

**6.7.9 MESSAGE UNIT CREDIT**

Calls from end users to the seven digit local telephone numbers associated with Lineside Switched Access Service may be subject to Company local and/or general exchange service tariff charges (including message unit and toll charges as applicable), as well as any other applicable charges for the Access Service. The monthly bills rendered to customers for their Lineside Switched Access Service for which Carrier Common Line rates apply will include a credit to reflect any message unit charges collected from their end users under the Company's local and/or general exchange service tariffs. The credit will apply for recorded originating usage or for assumed originating usage, as appropriate, for the Lineside service provided. When the credit is applied on assumed usage, such credit will not exceed the assumed levels of usage set forth in 6.7.7, preceding. No Message Unit Credit will apply for any terminating Lineside Access minutes. The Message Unit Credit for originating Lineside Access minutes is set forth in 6.8, following.

(T)

(T)

**ACCESS SERVICE****6. SWITCHED ACCESS SERVICE****6.7 RATE REGULATIONS (Cont'd)****6.7.10 LOCAL INFORMATION DELIVERY SERVICES**

Calls over Switched Access in the terminating direction to certain community information services (e.g., 976) will be rated under the applicable rates for Switched Access Service as set forth in 6.8, following. In addition, non-access charges will also apply in accordance with the Information Provider's applicable service rates when the Company performs the billing function for that Information Provider.

**6.7.11 MILEAGE MEASUREMENT**

The mileage to be used to determine the Switched Transport rate for direct routed traffic via DTT is calculated on the airline distance between the end office switch, or the serving wire center of a Mobile Telephone Switching Office (MTSO), where the call originates or terminates and the customer's serving wire center. For tandem routed traffic, DTT is calculated from the access tandem to the customer's serving wire center and TST is calculated on the airline distance between the end office switch, or the serving wire center of a MTSO, where the call originates or terminates and the access tandem. Exceptions for mileage measurement are as set forth in A. through H., following. The V & H coordinates method is used to determine mileage. This method is set forth in National Exchange Carrier Association, Inc. Tariff F.C.C. No. 4 for Wire Center Information (V & H coordinates).

Mileage is shown in terms of mileage bands as set forth in 6.8, following, in terms of mileage bands. To determine the rate to be billed, first compute the mileage, using the V & H coordinates method; then, find the band into which the computed mileage falls, and apply the rate shown for that band. If the calculation results in a fraction of a mile, always round up to the next whole mile before determining the mileage band and applying the rates.

## ACCESS SERVICE

## 6. SWITCHED ACCESS SERVICE

## 6.7 RATE REGULATIONS

## 6.7.11 MILEAGE MEASUREMENT (Cont'd)

Exceptions to the mileage measurement rules are as follows:

- A. Mileage for Lineside Switched Access provided by DTT in the originating direction is calculated on an airline basis, using the V & H coordinates method, between the end office switch where the Lineside switching dial-tone is provided and the customer's serving wire center for the Switched Access Service provided.

Mileage for Lineside Switched Access provided by DTT in the terminating direction is calculated on an airline basis, using V & H coordinates method, between the end office switch where the Lineside switching dial-tone is provided and the customer's serving wire center when traffic is terminated in the dial-tone office or an end office without measurement capability. When traffic is terminated in an end office with measurement capability and is not the dial-tone office, Tandem Transmission rates are applicable as set forth in 6.7.1, preceding, and mileage will be calculated between the dial-tone office and the end office where the traffic terminates for the application of Tandem Transmission rates. The Tandem Transmission rates are in addition to the DTT rates.

- B. When the customer orders access service via DTT to a host for access to a remote switching system or module (RSS or RSM), both DTT and Tandem Transmission rates apply as set forth in 6.7.1, preceding. Mileage for DTT is calculated on an airline basis between the SWC of the customer's premises or Company Hub, whichever is applicable, and the host office for the RSS or RSM. Mileage for Tandem Transmission is calculated between the host office and the RSS or RSM.

When the customer orders TST from an access tandem to a host for access to a RSS or RSM, mileage for Tandem Transmission is calculated between the access tandem and the host office and then a second mileage measurement is calculated between the host office and the RSS or RSM. In instances where TST is ordered from a CenturyLink Operating Company (CLOC) access tandem, the Tandem Transmission Terminating-Tandem End Office rates will apply. In instances where TST is ordered from a non-CLOC access tandem, the Tandem Transmission Terminating – Tandem 3rd Party rates will apply.

(C)  
—  
(C)

## ACCESS SERVICE

## 6. SWITCHED ACCESS SERVICE

## 6.7 RATE REGULATIONS

## 6.7.11 MILEAGE MEASUREMENT (Cont'd)

- C. When the Switched Transport for Switched Access Service is provided by the Company and the end user connection is provided by a Commercial Mobile Radio Service provider, mileage for access is calculated on an airline basis, using the V & H Coordinate Method as set forth in this section based on tandem or direct routing. The serving wire center of the MTSO functions as the end office for mileage calculations for direct routed traffic via DTT.

For tandem routed traffic, if the Company and the Commercial Mobile Radio Service provider are jointly providing Switched Access Service, the serving wire center of the MTSO functions as the end office for mileage calculations. If the Company and the Commercial Mobile Radio Service are not jointly providing Switched Access Service, the tandem provider's End Office or Access Tandem Switch which is geographically closest to the MTSO functions as the end office for mileage calculations.

- D. The mileage measurement portion of the DNAL will be calculated on an airline mile basis, using the V & H coordinates method, between the customer premises serving wire center and the Company central office where the DNAL terminates.
- E. When jointly provisioned Switched Access is provided between the Company and another Exchange Telephone Company in conjunction with 800 DB Access Service and ANI cannot be identified, the Company and the other Exchange Telephone Company will mutually agree upon an end office designation to determine an existing end office that reflects the closest mileage measurement to the average Switched Transport miles. This end office designation can then be used for purposes of determining the appropriate mileage by using the V&H coordinate method. When the ANI can be determined, the originating end office will be used to determine the Switched Transport mileage.
- F. When DTT Switched Transport facilities of different capacities or bandwidths are connected by a multiplexer at a Company Hub, mileage is determined using the V & H coordinates method. Mileage for DTT is measured separately from the serving wire center to the Company Hub where multiplexing occurs and then measured from the Company Hub to the end office.
- G. When DTT is provided from the SWC to an access tandem in conjunction with TST to subtending end offices, the mileage is determined using the V & H coordinates method. Mileage for DTT is measured between the SWC and the access tandem and mileage for TST is measured from the access tandem to the end offices.

## ACCESS SERVICE

## 6. SWITCHED ACCESS SERVICE

## 6.7 RATE REGULATIONS

## 6.7.11 MILEAGE MEASUREMENT (Cont'd)

- H. When SST facilities are provided in conjunction with Switched Access Services, mileage is determined using the V & H coordinates method in the following manner. When DTT facilities connect at a SST CO Node (The SST CO Node must be located in the customer's SWC.), DTT is measured from the SST CO Node to an access tandem, Company hub or end office. When SST facilities are provided from a SST CO Node to a Remote CO Node, SST transport channel mileage is assessed between the nodes and DTT mileage is assessed from the Remote CO Node to an access tandem, Company hub or end office. If tandem routing is utilized, TST mileage is assessed between the access tandem and the end office. The mileage for the SST transport channel is measured separately from the mileage of the DTT and TST facilities.
- I. Mileage Measurement for Switched Transport connected to Expanded Interconnection-Collocation (EIC) Service is determined as follows:
- If the EIC Service and the access tandem are in the same wire center building, the zero mileage band is used for the transport between the EIC Service and the access tandem. Mileage measurement for TST from the access tandem to subtending end offices not located in the same wire center building as the access tandem is calculated using the V&H coordinate method. If the subtending end office is in the same wire center building, a zero mileage band applies.
  - Mileage measurement for DTT is calculated using the V&H coordinate method between the EIC Service wire center building and the access tandem when the EIC Service and access tandem are in different wire center buildings.
  - Mileage measurement for DTT between the EIC Service and the end office when the DTT connects to EIC Service in the same wire center building as the end office is a zero mileage band. When the end office is not located in the same wire center building, mileage measurement is calculated using the V&H coordinate method.

**ACCESS SERVICE****6. SWITCHED ACCESS SERVICE****6.7 RATE REGULATIONS (Cont'd)****6.7.12 SHARED USE**

Shared Use is available on DS1 with 36 and 60 month Switched Access pricing plans and on DS3 with 12, 24, 36, 60 and 120 month Switched Access pricing plans. Additional regulations governing the provision of Switched Access Shared Use facilities are set forth in 2.7.

**6.7.13 PERCENT DIRECT ROUTED (PDR) FACTOR**

When the customer orders Trunkside Switched Access Service, and the Company is unable to determine routing based on the call detail, the Company apportions usage between TST and DTT based on a state PDR factor. The PDR factor determines the percentage of traffic to be billed TST rates. DTT monthly rates will not be apportioned by the PDR factor.

The Company calculates the PDR factor in the following manner:

Step 1: The Company obtains the total billed usage for all Switched Access Services on a state-wide basis.

Step 2: The Company obtains the total billed usage for all Switched Access Services utilizing TST on a state-wide basis.

Step 3: The percentage of TST traffic is obtained by dividing the total TST billed usage obtained in Step 2 by the total billed usage in Step 1.

Step 4: The percentage in Step 3 is subtracted from 100 to determine the percentage of DTT traffic (PDR factor).

Step 5: The percentage in Step 3 is multiplied by the total number of access minutes that the Company was unable to determine routing for in that specific state.

This PDR factor will serve as the basis for billing until a revised PDR factor is calculated annually based on the previous year's usage.



## ACCESS SERVICE

## 6. SWITCHED ACCESS SERVICE

## 6.7 RATE REGULATIONS (Cont'd)

## 6.7.14 DENSITY ZONE PRICING PLAN

## A. General

The Density Zone Pricing Plan allows the Company pricing flexibility in states where an operational Switched Access Expanded Interconnection-Collocation Service (EIC) as set forth in Section 21, exists.[1]

The Density Zone Pricing Plan consists of Zones 1, 2 and 3. The Density Zone Pricing Plan applies to EF DS1 and DS3, DTT DS1 and DS3, EF DS1 to VG multiplexing, EF DS3 to DS1 multiplexing, DTT DS1 to VG multiplexing, DTT DS3 to DS1 multiplexing and DS1 to DS3 rollover rates and charges in states where an operational Expanded Interconnection Service exists. For those states where an operational Expanded Interconnection Service does not exist, Non-Plan rates are applicable.

For DTT DS1 and DTT DS3 and associated multiplexing equipment provisioned between a Company serving wire center in one zone and a Company Hub, tandem or end office wire center located in a different zone, the zone with the highest mileage rate is the applicable zone rate.

Density zones are designated by wire center in National Exchange Carrier Association, Inc., Tariff F. C. C. No. 4.

[1] The Density Zone Pricing Plan is applicable in the states of AZ, CO, IA, MN, NE, NM, OR, UT and WA.

## ACCESS SERVICE

## 6. SWITCHED ACCESS SERVICE

## 6.7 RATE REGULATIONS (Cont'd)

## 6.7.15 SWITCHED TRANSPORT PRICING PLANS

Switched Transport Pricing Plans are available with certain services in some states when interconnectors have taken either 100 DS1-equivalent cross-connects for the transmission of Switched Access traffic in Zone 1 offices in a state or have taken an average of 25 DS1-equivalent cross-connects for the transmission of Switched Access traffic per Zone 1 office in a state.[1]

Pricing Plans available for Switched Access Transport DS1 and DS3 ordered and provisioned from this section are described in A., following. When PLTS is ordered and provisioned under a Pricing Plan, and the customer chooses to order Switched Access Service in conjunction with that PLTS Service, the Pricing Plan Shared Use regulations as described in B., following, are applicable.

## A. Switched Transport DS1 and DS3 Pricing Plans

A Pricing Plan allows a customer to integrate digital services into their network with the assurance that Company-initiated increases in monthly rates during the fixed period plan will not occur.

DS1 or DS3 EF, DS1 or DS3 DTT facilities and/or DS3 to DS1 or DS1 to Voice Grade CO Multiplexing optional features may be ordered at the customer's option on a month-to-month basis or under a Pricing Plan for a fixed period of time.

The customer must specify the length of the Pricing Plan fixed period at the time the initial service is ordered. The fixed periods for an EF, DTT facility and associated CO Multiplexing may be different. The minimum period a customer must have for any Pricing Plan is twelve months.

[1] Pricing Plans are available in the states of AZ, CO, IA, MN, NE, NM, OR, UT and WA. Pricing Plans are not available for DID Service.

**ACCESS SERVICE****6. SWITCHED ACCESS SERVICE****6.7 RATE REGULATIONS****6.7.15 SWITCHED TRANSPORT PRICING PLANS****A. Switched Transport DS1 and DS3 Pricing Plans (Cont'd)**

The following fixed periods are available for Switched Transport DS1 and DS3 Pricing Plans:

- For DS1 EF or DS1 DTT, the customer's Pricing Plan fixed period is available in thirty-six (36) or sixty (60) month increments.
- For DS3 EF, electrical interface capacity of one, or DS3 DTT, the customer's Pricing Plan fixed period is available in thirty-six (36) and sixty (60) month increments.
- DS3 EF electrical or optical interface capacities of two or greater can only be ordered and provisioned from Section 7, following. The Switched Access Service rate for the Electrical or Optical Entrance Facility as set forth in 6.8.1, following, is for the billing of Shared Use only. Shared use regulations for Pricing Plans are set forth in B., following.
- For Switched Transport CO Multiplexing requested at the same time as its associated EF or DTT facility, the multiplexing Pricing Plan fixed period must be equal to the associated EF or DTT fixed period or less than the associated EF or DTT fixed period, respectively. If Switched Transport CO Multiplexing is ordered subsequent to the EF or DTT facility, the multiplexing feature will be assessed only on a month-to-month basis.

## ACCESS SERVICE

## 6. SWITCHED ACCESS SERVICE

## 6.7 RATE REGULATIONS

## 6.7.15 SWITCHED TRANSPORT PRICING PLANS

## A. Switched Transport DS1 and DS3 Pricing Plans (Cont'd)

No Company-initiated increases to Pricing Plan monthly rates shall occur during the customer's fixed period. Effective September 1, 1998, customers establishing a Pricing Plan will not receive a rate decrease if the Company decreases rates during the term of the plan. Pricing Plans established on or before August 31, 1998, will automatically receive a rate decrease if the Company decreases rates during the term of the plan.

At the end of a Pricing Plan fixed period, the customer may convert to month-to-month rates or subscribe to a new Pricing Plan fixed period. The new Pricing Plan monthly rates will be adjusted to those in effect at the time of the new Pricing Plan fixed period. Should the customer not make a choice by the end of a Pricing Plan fixed period, the Company will automatically revert the customer to current month-to-month rates.

The Termination Liability and Waiver Policy as set forth in C. and D., following, will be in effect for all customers subscribing to a Switched Transport Pricing Plan. When Switched Transport is provided in conjunction with a PLTS facility, the PLTS Termination Liability and Waiver Policy as set forth in 7.1.8, following, shall be in effect. When PLTS Termination Liability charges are appropriate, Switched Transport Termination Liability charges are not assessed.

(D)  
(D)

## ACCESS SERVICE

## 6. SWITCHED ACCESS SERVICE

## 6.7 RATE REGULATIONS

## 6.7.15 SWITCHED TRANSPORT PRICING PLANS (Cont'd)

## B. Pricing Plan Shared Use Regulations

When the customer's Switched Access Service is provided on a portion of the capacity of a PLTS facility under a PLTS Pricing Plan, the Shared Use billing will be apportioned as described in 2.7, preceding. The following conditions are in addition to the Shared Use regulations.

Pricing Plans established for PLTS are not always available for Switched Services in all states. Pricing Plans are applicable in the states of AZ, CO, IA, MN, NE, NM, OR, UT and WA when the PLTS and Switched Services fixed periods are the same. Pricing Plans are not available for DID Service. When the customer has an existing PLTS Pricing Plan in a state where Switched Transport Pricing Plans are not available, the appropriate non-plan (month-to-month) Switched Transport rate element shall be apportioned in lieu of a Pricing Plan rate.

The Company shall bill Switched Transport Pricing Plan rate elements at the same capacity level as the PLTS Pricing Plan rate elements for the same duration of time remaining on the Shared Use PLTS Pricing Plan fixed period. When Switched Transport rate elements at the same capacity level (e.g., SRS) are not available, the Company shall utilize a Switched DS3 Pricing Plan rate element for the billing of Switched Access.

(D)  
|  
(D)

All other exceptions are described under the Shared Use regulations as described in 2.7, preceding.

The Switched Transport Pricing Plan minimum period will be for the same duration of remaining months on the Shared Use PLTS Pricing Plan fixed period.

When the customer migrates Switched Access Service to a Shared Use PLTS facility, the Company shall establish the Switched Access rate elements using current pricing plan tariff rates in effect at the time the request is completed.

**ACCESS SERVICE**

**6. SWITCHED ACCESS SERVICE**

**6.7 RATE REGULATIONS**

**6.7.15 SWITCHED TRANSPORT PRICING PLANS**

**B. Pricing Plan Shared Use Regulations (Cont'd)**

In the event the customer discontinues the PLTS Pricing Plan and the PLTS facilities remain in-service, the Company will discontinue the Switched Transport Pricing Plan. The Company will revert the Switched Transport rate elements to current month-to-month billing.

When Switched Transport is provided in conjunction with a PLTS facility, the PLTS Termination Liability and Waiver Policy as set forth in 7.1.8, following, shall be in effect. When PLTS Termination Liability charges are appropriate, Switched Transport Termination Liability charges are not assessed.

## ACCESS SERVICE

## 6. SWITCHED ACCESS SERVICE

## 6.7 RATE REGULATIONS

## 6.7.15 SWITCHED TRANSPORT PRICING PLANS (Cont'd)

C. Switched Transport Pricing Plan Termination Liability<sup>[1]</sup>

The Termination Liability Policy provides the liability terms and conditions for customers subscribing to Switched Transport Pricing Plans.

If a customer chooses to discontinue the entire Pricing Plan service or a portion of the services in a Pricing Plan, termination charges apply (unless the customer satisfies the conditions specified in the Waiver Policy as set forth in D., following).

Termination charges are determined based on the status of the twelve (12) month Pricing Plan minimum period requirement as set forth following:

- Should the customer choose to discontinue the Pricing Plan prior to completion of the twelve (12) month minimum period, termination charges equal to one-hundred percent (100%) of the total Pricing Plan monthly charges for the remaining months of the minimum period apply. In addition to the 100% minimum period termination charge, forty percent (40%) for a DS1 Pricing Plan or seventy percent (70%) for a DS3 Pricing Plan based on the total current tariff Pricing Plan monthly rates will apply for the remaining portion of the Pricing Plan fixed period. For example, if a customer discontinues after completing 8 months of a 36 month Pricing Plan, the termination charge will be the total Pricing Plan monthly charges multiplied by 100% for the remaining 4 months of the minimum period requirement then, the total Pricing Plan monthly charge based on current tariff rates is multiplied by either 40% or 70% for the remaining 24 months of the fixed period.
- Should the customer choose to discontinue the Pricing Plan after the completion of the twelve (12) month minimum period, termination charges equal to 40% for a DS1 Pricing Plan or 70% for a DS3 Pricing Plan based on the total current tariff Pricing Plan monthly rates will apply for the remaining portion of the Pricing Plan fixed period. For example, if a customer discontinues after completing 17 months of a 36 month Pricing Plan, the termination charge will be the total Pricing Plan monthly charges based on current tariff rates multiplied by either 40% or 70%, multiplied by the remaining 19 months of the fixed period.

[1] Switched Transport DS1 or DS3 Pricing Plans in service prior to August 12, 1997, will retain the 15% Termination Liability application for the duration of the existing fixed period only.

## ACCESS SERVICE

## 6. SWITCHED ACCESS SERVICE

## 6.7 RATE REGULATIONS

## 6.7.15 SWITCHED TRANSPORT PRICING PLANS (CONT'D)

## D. Switched Transport Pricing Plan Waiver Policy

A waiver of the Pricing Plan Termination Liability charge as set forth in C., preceding, may occur when the customer moves to a different location within the same state, upgrades to a new fixed period Pricing Plan or upgrades the Pricing Plan to DS3 capacity. When the customer is purchasing these services to offer to third party end users, the end user must be the same for both the old and new service. In the case of a move to a different building, the end user must be the same at the old and new location. In the case of a migration to another Company service or transmission speed, the end user must be the same for the original service and the new service or transmission speed at the current location. The following conditions must be met:

- The transport service between the customer's premises and the serving wire center and/or Hub (e.g., Switched Transport EF or PLTS Channel Termination and/or associated Switched Transport or PLTS and/or mileage multiplexing) is provided by the Company.
- The customer must agree to a new Pricing Plan for the new service and a new minimum period will apply.
- The customer must satisfy the existing Pricing Plan minimum period. Should the customer choose to discontinue the Pricing Plan fixed period service prior to completion of the minimum period, termination charges equal to one-hundred percent (100%) of the total Pricing Plan monthly charges for the remaining months of the minimum period will apply.
- The total value of the new Pricing Plan service must be equal to or greater than 115% of the remaining value of the existing Pricing Plan service (Nonrecurring charges and Special Construction charges will not be used for the Waiver calculation).
- The order to disconnect the existing Pricing Plan service and the order for the new Pricing Plan service are received by the Company at the same time and both orders must reference the application of the Switched Transport Pricing Plan Waiver Policy.
- The new fixed period must meet or exceed the fixed period being upgraded. The monthly rates will be those that are in effect at the time the service is upgraded (e.g., a 36 month fixed period may be upgraded to a new 36 month, or longer fixed period).

## E. Non appropriations Clause

Termination charges do not apply to Pricing Plan fixed period services purchased by Local, State or Federal government entities or to customers who have purchased services solely for resale to Local, State or Federal government entities when the Non appropriations Clause terms and conditions, as described in 7.1.8, following, are met.



## ACCESS SERVICE

## 6. SWITCHED ACCESS SERVICE

## 6.7 RATE REGULATIONS

## 6.7.15 SWITCHED TRANSPORT PRICING PLANS (Cont'd)

## F. Pricing Plan Nonrecurring Charge Reduction

## 1. General[1]

When the customer's Switched Transport is under a Switched Transport Pricing Plan (e.g., DS1 or DS3) or is provided on a PLTS Shared Use facility under a PLTS Pricing Plan (e.g., DS1 or DS3), a nonrecurring charge (NRC) reduction may apply. Switched Transport nonrecurring charges associated with a thirty-six month (36) Switched Transport or Shared Use PLTS fixed period will be reduced twenty-five percent (25%) when the access order is received within 90 days of the fixed period establishment date. Switched Transport nonrecurring charges associated with a sixty month (60) Switched Transport fixed period or any fixed period of a Shared Use PLTS Pricing Plan, of longer duration than 36 months will be reduced fifty percent (50%) when the access order is received within 180 days of the fixed period establishment date. (C)

For Switched Access Service ordered from Section 6, the Company will use the Switched Transport Pricing Plan establishment date as the beginning date through day 90 or day 180, respectively, to determine the NRC reduction eligibility. For Switched Access provisioned as Shared Use on PLTS Service, the Company will use the PLTS Pricing Plan establishment date as the beginning date through day 90 or day 180, respectively, to determine the NRC reduction eligibility. Nonrecurring charges on access orders received after day 90 or day 180 from the establishment date of the fixed period (i.e., Switched or PLTS) will not be reduced. (C)

An NRC reduction may be applied to Switched Access Service work activities for installation of service, service rearrangements, rollovers and moves. Nonrecurring charges for work activities performed at the line group, trunk group, end office or tandem level or for 500 Access Service (6.8.2.F), 900 Access Service (6.8.6), Dedicated Network Access Link (6.8.1.G), Direct Inward Dial (6.8.2.C), Switched Data Service (6.8.7) and CCSAC (20.8) are not eligible for a NRC reduction.

In addition to the conditions described preceding, Switched Access Service nonrecurring charges, as set forth in 6.8, following, will be reduced when the conditions in 2. through 4., following, are met.

[1] The Switched Transport Pricing Plan NRC reduction is applicable in the states of AZ, CO, IA, MN, NE, NM, OR, UT and WA.

**ACCESS SERVICE****6. SWITCHED ACCESS SERVICE****6.7 RATE REGULATIONS****6.7.15 SWITCHED TRANSPORT PRICING PLANS****F. Pricing Plan Nonrecurring Charge Reduction (Cont'd)****2. Line or Trunk Work Activity**

When the Switched Access Service work activity is at the line or trunk level for installation of service, service rearrangements, rollovers and moves, the customer of record for the line or trunk and the customer of record for the Company-provided facility the line or trunk is provisioned on must be the same customer. The NRC reduction eligibility is based on the following conditions:

- When the Company provisions the transport facility as one facility between the customer's premises and the Company HUB, access tandem or end office, the Company will use the customer's Switched Transport EF pricing plan fixed period or the Shared Use PLTS pricing plan fixed period between the customer's premises and the serving wire center of the customer's premises to determine the NRC reduction eligibility.
- When the Company provisions the transport facility as two facilities between the customer's premises and the Company HUB, access tandem, end office, HUB to access tandem or HUB to end office, the Company will determine the NRC reduction eligibility based on the pricing plan fixed period of the connecting facility assignment for the line or trunk. (e.g., if the DTT facility between the serving wire center and the HUB has a pricing plan, that pricing plan will be used to determine the NRC reduction eligibility for the lines or trunks on that facility. If the DTT facility does not have a pricing plan, a NRC reduction does not apply at the line or trunk level).
- When the customer has a line group or trunk group provisioned on multiple Switched Transport or Shared Use PLTS facilities between the customer's premises and the Company HUB, access tandem or end office, the Company will determine the NRC reduction eligibility based on the pricing plan fixed period of each connecting facility assignment (e.g., trunks 1-24 of a 48 member trunk group provisioned on a connecting facility assignment without a pricing plan would not be eligible for a NRC reduction while trunks 25-48 of a 48 member trunk group provisioned on another connecting facility assignment with a thirty-six or sixty month pricing plan may be eligible for a NRC reduction).

**3. Facility Work Activity**

When Switched Access Service work activity is at the facility level for installation of service, service rearrangements, rollovers and moves, the NRC reduction eligibility is based on the pricing plan fixed period of the facility.

**ACCESS SERVICE**

**6. SWITCHED ACCESS SERVICE**

**6.7 RATE REGULATIONS (Cont'd)**

**6.7.16 RESERVED FOR FUTURE USE**

**ACCESS SERVICE**

**6. SWITCHED ACCESS SERVICE**

**6.7 RATE REGULATIONS**

**6.7.17 RESERVED FOR FUTURE USE**

(T)

(D)

(D)

## ACCESS SERVICE

## 6. SWITCHED ACCESS SERVICE

## 6.8 RATES AND CHARGES

## 6.8.1 SWITCHED TRANSPORT

## A. Entrance Facility

1. Voice Grade - Electrical Interface,  
per point of termination

| NONRECURRING<br>CHARGE | MONTHLY<br>RATE | (C) |
|------------------------|-----------------|-----|
| \$99.00                | \$51.35         | (C) |

## ACCESS SERVICE

## 6. SWITCHED ACCESS SERVICE

## 6.8 RATES AND CHARGES

## 6.8.1 SWITCHED TRANSPORT

## A. Entrance Facility (Cont'd)

## 2. DS1 - Electrical Interface

- a. per point of termination, per fixed period

(D)

(D)

|           | NON-PLAN | NONRECURRING CHARGE[1] |          |          |          |
|-----------|----------|------------------------|----------|----------|----------|
|           |          | ZONE 1                 | ZONE 2   | ZONE 3   |          |
| - Per DS1 | \$313.25 | \$313.25               | \$313.25 | \$313.25 |          |
|           |          | MONTHLY RATE           |          |          |          |
|           | NON-PLAN | ZONE 1                 | ZONE 2   | ZONE 3   |          |
| - Monthly |          | \$92.18                | \$ 84.80 | \$ 92.18 | \$ 99.55 |
| - 36 Mos. |          | —                      | 77.43    | 84.80    | 92.18    |
| - 60 Mos. |          | —                      | 67.83    | 73.75    | 79.64    |

[1] Rates and charges for Non-Plan and Zones 1, 2 and 3 apply as set forth in 6.7.14.

## ACCESS SERVICE

## 6. SWITCHED ACCESS SERVICE

## 6.8 RATES AND CHARGES

## 6.8.1 SWITCHED TRANSPORT

## A. Entrance Facility (Cont'd)

## 3. DS3 - Electrical Interface

## a. per point of termination

- Monthly - Per DS3
- 12 Months - Per DS3[2]
- 24 Months - Per DS3[2]
- 36 Months - Per DS3[3]
- 60 Months - Per DS3[3]
- 120 Months - Per DS3[2]

(D)

(C)

(C)

## NONRECURRING CHARGE[1]

|           | NON-PLAN | ZONE 1   | ZONE 2   | ZONE 3   |
|-----------|----------|----------|----------|----------|
| - Per DS3 | \$313.25 | \$313.25 | \$313.25 | \$313.25 |

[1] Rates and charges for Non-Plan and Zones 1, 2 and 3 apply as set forth in 6.7.14, preceding.

[2] 12, 24 and 120 Mos. rate elements are for the billing of Shared Use only.

[3] 36 and 60 Mos. rate elements are applied as set forth in 6.7.15, preceding.

## ACCESS SERVICE

## 6. SWITCHED ACCESS SERVICE

## 6.8 RATES AND CHARGES

## 6.8.1 SWITCHED TRANSPORT

- A. Entrance Facility
  - 3. DS3 - Electrical Interface
    - a. per point of termination (Cont'd)

|           | MONTHLY RATE[1,2,3] |            |            |            |
|-----------|---------------------|------------|------------|------------|
|           | NON-PLAN            | ZONE 1     | ZONE 2     | ZONE 3     |
| - Monthly | \$1,083.53          | \$1,083.53 | \$1,083.53 | \$1,083.53 |
| - 12 Mos. | —                   | 1,051.03   | 1,051.03   | 1,051.03   |
| - 24 Mos. | —                   | 1,029.33   | 1,029.40   | 1,029.35   |
| - 36 Mos. | —                   | 975.17     | 975.18     | 975.18     |

- [1] Rates and charges for Non-Plan and Zones 1, 2 and 3 apply as set forth in 6.7.14, preceding.
- [2] 12, 24 and 120 Mos. rate elements are for the billing of Shared Use only.
- [3] 36 and 60 Mos. rate elements are applied as set forth in 6.7.15, preceding.



## ACCESS SERVICE

## 6. SWITCHED ACCESS SERVICE

## 6.8 RATES AND CHARGES

## 6.8.1 SWITCHED TRANSPORT

- A. Entrance Facility
  - 3. DS3 - Electrical Interface
    - a. per point of termination (Cont'd)

|            | MONTHLY RATE[1,2,3] |          |          |          |
|------------|---------------------|----------|----------|----------|
|            | NON-PLAN            | ZONE 1   | ZONE 2   | ZONE 3   |
| - 60 Mos.  | —                   | \$866.82 | \$866.82 | \$866.82 |
| - 120 Mos. | —                   | 866.82   | 866.82   | 866.82   |

- [1] Rates and charges for Non-Plan and Zones 1, 2 and 3 apply as set forth in 6.7.14, preceding.
- [2] 12, 24 and 120 Mos. rate elements are for the billing of Shared Use only.
- [3] 36 and 60 Mos. rate elements are applied as set forth in 6.7.15, preceding.

**ACCESS SERVICE**

**6. SWITCHED ACCESS SERVICE**

**6.8 RATES AND CHARGES**

**6.8.1 SWITCHED TRANSPORT**

**A. Entrance Facility**

**3. DS3 - Electrical Interface (Cont'd)**

- b. DS3 - Electrical Interface Capacity of Two[1,2,3],  
per point of termination, per capacity

(D)

(D)

- [1] For Shared Use only as set forth in 2.7.2, preceding.
- [2] Applicable only in Pricing Plan states as set forth in 6.7.15, preceding.
- [3] DS3 Service Electrical Interface Capacity of Two is only available as set forth in 7.12.1, following.

## ACCESS SERVICE

## 6. SWITCHED ACCESS SERVICE

## 6.8 RATES AND CHARGES

## 6.8.1 SWITCHED TRANSPORT

- A. Entrance Facility  
 3. DS3 - Electrical Interface  
 b. (Cont'd)

|              |   | MONTHLY RATE[1,2,3,4]<br>(DS3 Electrical Capacity of Two) |            |            |            |
|--------------|---|---|------------|------------|------------|
|              |   | NON-PLAN  | ZONE 1     | ZONE 2     | ZONE 3     |
| • Monthly    |   |   |            |            |            |
| - Capacity   | — |   | \$1,936.00 | \$1,936.00 | \$1,936.00 |
| - Per DS3    | — |   | 160.00     | 160.00     | 160.00     |
| • 12 Months  |   |   |            |            |            |
| - Capacity   | — |   | 1,878.00   | 1,878.00   | 1,878.00   |
| - Per DS3    | — |   | 155.00     | 155.00     | 155.00     |
| • 24 Months  |   |   |            |            |            |
| - Capacity   | — |   | 1,820.00   | 1,820.00   | 1,820.00   |
| - Per DS3    | — |   | 150.00     | 150.00     | 150.00     |
| • 36 Months  |   |   |            |            |            |
| - Capacity   | — |   | 1,742.00   | 1,742.00   | 1,742.00   |
| - Per DS3    | — |   | 144.00     | 144.00     | 144.00     |
| • 60 Months  |   |   |            |            |            |
| - Capacity   | — |   | 1,549.00   | 1,549.00   | 1,549.00   |
| - Per DS3    | — |   | 128.00     | 128.00     | 128.00     |
| • 120 Months |   |   |            |            |            |
| - Capacity   | — |   | 1,549.00   | 1,549.00   | 1,549.00   |
| - Per DS3    | — |   | 128.00     | 128.00     | 128.00     |

[1] Rates and charges for Non-Plan and Zones 1, 2 and 3 apply as set forth in 6.7.14, preceding.

[2] For Shared Use only as set forth in 2.7.2, preceding.

[3] Applicable only in Pricing Plan states as set forth in 6.7.15, preceding.

[4] DS3 Service Electrical Interface Capacity of Two is only available as set forth in 7.12.1, following.

**ACCESS SERVICE**

**6. SWITCHED ACCESS SERVICE**

**6.8 RATES AND CHARGES**

**6.8.1 SWITCHED TRANSPORT**

**A. Entrance Facility**

**3. DS3 - Electrical Interface (Cont'd)**

- c. DS3 - Electrical Interface Capacity of Three[1,2,3],  
per point of termination, per capacity

(D)

(D)

- [1] For Shared Use only as set forth in 2.7.2, preceding.
- [2] Applicable only in Pricing Plan states as set forth in 6.7.15, preceding.
- [3] DS3 Service Electrical Interface Capacity of Three is only available as set forth in 7.12.1, following.

## ACCESS SERVICE

## 6. SWITCHED ACCESS SERVICE

## 6.8 RATES AND CHARGES

## 6.8.1 SWITCHED TRANSPORT

## A. Entrance Facility

## 3. DS3 - Electrical Interface

## c. (Cont'd)

| MONTHLY RATE[1,2,3,4]<br>(DS3 Electrical Capacity of Three) |          |            |            |            |
|---|----------|------------|------------|------------|
|   | NON-PLAN | ZONE 1     | ZONE 2     | ZONE 3     |
| • Monthly   |          |            |            |            |
| - Capacity  | —        | \$2,295.00 | \$2,295.00 | \$2,295.00 |
| - Per DS3   | —        | 133.00     | 133.00     | 133.00     |
| • 12 Months   |          |            |            |            |
| - Capacity  | —        | 2,227.00   | 2,227.00   | 2,227.00   |
| - Per DS3   | —        | 129.00     | 129.00     | 129.00     |
| • 24 Months   |          |            |            |            |
| - Capacity  | —        | 2,157.00   | 2,157.00   | 2,157.00   |
| - Per DS3   | —        | 125.00     | 125.00     | 125.00     |
| • 36 Months   |          |            |            |            |
| - Capacity  | —        | 2,066.00   | 2,066.00   | 2,066.00   |
| - Per DS3   | —        | 120.00     | 120.00     | 120.00     |
| • 60 Months   |          |            |            |            |
| - Capacity  | —        | 1,836.00   | 1,836.00   | 1,836.00   |
| - Per DS3   | —        | 106.00     | 106.00     | 106.00     |
| • 120 Months  |          |            |            |            |
| - Capacity  | —        | 1,836.00   | 1,836.00   | 1,836.00   |
| - Per DS3   | —        | 106.00     | 106.00     | 106.00     |

[1] Rates and charges for Non-Plan and Zones 1, 2 and 3 apply as set forth in 6.7.14, preceding.

[2] For Shared Use only as set forth in 2.7.2, preceding.

[3] Applicable only in Pricing Plan states as set forth in 6.7.15, preceding.

[4] DS3 Service Electrical Interface Capacity of Three is only available as set forth in Section 7.12.1, following.

(T)

**ACCESS SERVICE**

**6. SWITCHED ACCESS SERVICE**

**6.8 RATES AND CHARGES**

**6.8.1 SWITCHED TRANSPORT**

**A. Entrance Facility**

**3. DS3 - Electrical Interface (Cont'd)**

- d. DS3 - Electrical Interface Capacity of Six[1,2,3],  
per point of termination, per capacity

[1] For Shared Use only as set forth in 2.7.2, preceding.

[2] Applicable only in Pricing Plan states as set forth in 6.7.15, preceding.

[3] DS3 Service Electrical Interface Capacity of Six is only available as set forth in  
Section 7.12.1, following.

(T)

## ACCESS SERVICE

## 6. SWITCHED ACCESS SERVICE

## 6.8 RATES AND CHARGES

## 6.8.1 SWITCHED TRANSPORT

- A. Entrance Facility  
 3. DS3 - Electrical Interface  
 d. (Cont'd)

|              |   | MONTHLY RATE[1,2,3,4]<br>(DS3 Electrical Capacity of Six) |            |            |            |
|--------------|---|---|------------|------------|------------|
|              |   | NON-PLAN  | ZONE 1     | ZONE 2     | ZONE 3     |
| • Monthly    |   |   |            |            |            |
| - Capacity   | — |   | \$6,582.00 | \$6,582.00 | \$6,582.00 |
| - Per DS3    | — |   | 81.00      | 81.00      | 81.00      |
| • 12 Months  |   |   |            |            |            |
| - Capacity   | — |   | 6,385.00   | 6,385.00   | 6,385.00   |
| - Per DS3    | — |   | 79.00      | 79.00      | 79.00      |
| • 24 Months  |   |   |            |            |            |
| - Capacity   | — |   | 6,187.00   | 6,187.00   | 6,187.00   |
| - Per DS3    | — |   | 76.00      | 76.00      | 76.00      |
| • 36 Months  |   |   |            |            |            |
| - Capacity   | — |   | 5,923.00   | 5,923.00   | 5,923.00   |
| - Per DS3    | — |   | 73.00      | 73.00      | 73.00      |
| • 60 Months  |   |   |            |            |            |
| - Capacity   | — |   | 5,265.00   | 5,265.00   | 5,265.00   |
| - Per DS3    | — |   | 67.00      | 67.00      | 67.00      |
| • 120 Months |   |   |            |            |            |
| - Capacity   | — |   | 5,265.00   | 5,265.00   | 5,265.00   |
| - Per DS3    | — |   | 67.00      | 67.00      | 67.00      |

[1] Rates and charges for Non-Plan and Zones 1, 2 and 3 apply as set forth in 6.7.14, preceding.

[2] For Shared Use only as set forth in 2.7.2, preceding.

[3] Applicable only in Pricing Plan states as set forth in 6.7.15, preceding.

[4] DS3 Service Electrical Interface Capacity of Six is only available as set forth in 7.12.1, following.

**ACCESS SERVICE**

**6. SWITCHED ACCESS SERVICE**

**6.8 RATES AND CHARGES**

**6.8.1 SWITCHED TRANSPORT**

**A. Entrance Facility**

**3. DS3 - Electrical Interface (Cont'd)**

- e. DS3 - Electrical Interface Capacity of Nine<sup>[1,2,3]</sup>,  
per point of termination, per capacity

(D)

(D)

- [1] For Shared Use only as set forth in 2.7.2, preceding.
- [2] Applicable only in Pricing Plan states as set forth in 6.7.15, preceding.
- [3] DS3 Service Electrical Interface Capacity of Nine is only available as set forth in 7.12.1, following.



## ACCESS SERVICE

## 6. SWITCHED ACCESS SERVICE

## 6.8 RATES AND CHARGES

## 6.8.1 SWITCHED TRANSPORT

## A. Entrance Facility

## 3. DS3 - Electrical Interface

e. (Cont'd)

|              |   | MONTHLY RATE[1,2,3,4]<br>(DS3 Electrical Capacity of Nine) |            |            |            |
|--------------|---|--|------------|------------|------------|
|              |   | NON-PLAN   | ZONE 1     | ZONE 2     | ZONE 3     |
| • Monthly    |   |  |            |            |            |
| - Capacity   | — |  | \$6,582.00 | \$6,582.00 | \$6,582.00 |
| - Per DS3    | — |  | 81.00      | 81.00      | 81.00      |
| • 12 Months  |   |  |            |            |            |
| - Capacity   | — |  | 6,385.00   | 6,385.00   | 6,385.00   |
| - Per DS3    | — |  | 79.00      | 79.00      | 79.00      |
| • 24 Months  |   |  |            |            |            |
| - Capacity   | — |  | 6,187.00   | 6,187.00   | 6,187.00   |
| - Per DS3    | — |  | 76.00      | 76.00      | 76.00      |
| • 36 Months  |   |  |            |            |            |
| - Capacity   | — |  | 5,923.00   | 5,923.00   | 5,923.00   |
| - Per DS3    | — |  | 73.00      | 73.00      | 73.00      |
| • 60 Months  |   |  |            |            |            |
| - Capacity   | — |  | 5,265.00   | 5,265.00   | 5,265.00   |
| - Per DS3    | — |  | 67.00      | 67.00      | 67.00      |
| • 120 Months |   |  |            |            |            |
| - Capacity   | — |  | 5,265.00   | 5,265.00   | 5,265.00   |
| - Per DS3    | — |  | 67.00      | 67.00      | 67.00      |

[1] Rates and charges for Non-Plan and Zones 1, 2 and 3 apply as set forth in 6.7.14, preceding.

[2] For Shared Use only as set forth in 2.7.2, preceding.

[3] Applicable only in Pricing Plan states as set forth in 6.7.15, preceding.

[4] DS3 Service Electrical Interface Capacity of Nine is only available as set forth in 7.12.1, following.

ACCESS SERVICE

6. SWITCHED ACCESS SERVICE

6.8 RATES AND CHARGES

6.8.1 SWITCHED TRANSPORT

A. Entrance Facility

3. DS3 - Electrical Interface (Cont'd)

- f. DS3 - Electrical Interface Capacity of Twelve<sup>[1,2,3]</sup>,  
per point of termination, per capacity

(D)

(D)

[1] For Shared Use only as set forth in 2.7.2, preceding.

[2] Applicable only in Pricing Plan states as set forth in 6.7.15, preceding.

[3] DS3 Service Electrical Interface Capacity of Twelve is only available as set forth in 7.12.1, following.

## ACCESS SERVICE

## 6. SWITCHED ACCESS SERVICE

## 6.8 RATES AND CHARGES

## 6.8.1 SWITCHED TRANSPORT

- A. Entrance Facility  
 3. DS3 - Electrical Interface  
 f. (Cont'd)

| MONTHLY RATE <sup>[1,2,3,4]</sup><br>(DS3 Electrical Capacity of Twelve) |          |            |            |            |
|--|----------|------------|------------|------------|
|  | NON-PLAN | ZONE 1     | ZONE 2     | ZONE 3     |
| • Monthly  |          |            |            |            |
| - Capacity   | —        | \$6,582.00 | \$6,582.00 | \$6,582.00 |
| - Per DS3  | —        | 81.00      | 81.00      | 81.00      |
| • 12 Months  |          |            |            |            |
| - Capacity   | —        | 6,385.00   | 6,385.00   | 6,385.00   |
| - Per DS3  | —        | 79.00      | 79.00      | 79.00      |
| • 24 Months  |          |            |            |            |
| - Capacity   | —        | 6,187.00   | 6,187.00   | 6,187.00   |
| - Per DS3  | —        | 76.00      | 76.00      | 76.00      |
| • 36 Months  |          |            |            |            |
| - Capacity   | —        | 5,923.00   | 5,923.00   | 5,923.00   |
| - Per DS3  | —        | 73.00      | 73.00      | 73.00      |
| • 60 Months  |          |            |            |            |
| - Capacity   | —        | 5,265.00   | 5,265.00   | 5,265.00   |
| - Per DS3  | —        | 67.00      | 67.00      | 67.00      |
| • 120 Months   |          |            |            |            |
| - Capacity   | —        | 5,265.00   | 5,265.00   | 5,265.00   |
| - Per DS3  | —        | 67.00      | 67.00      | 67.00      |

[1] Rates and charges for Non-Plan and Zones 1, 2 and 3 apply as set forth in 6.7.14, preceding.

[2] For Shared Use only as set forth in 2.7.2, preceding.

[3] Applicable only in Pricing Plan states as set forth in 6.7.15, preceding.

[4] DS3 Service Electrical Interface Capacity of Twelve is only available as set forth in 7.12.1, following.

**ACCESS SERVICE**

**6. SWITCHED ACCESS SERVICE**

**6.8 RATES AND CHARGES**

**6.8.1 SWITCHED TRANSPORT**

**A. Entrance Facility**

**3. DS3 - Electrical Interface (Cont'd)**

- g. DS3 - Electrical Interface Capacity of Twenty-four[1,2,3],  
per point of termination, per capacity

(D)

(D)

[1] For Shared Use only as set forth in 2.7.2, preceding.

[2] Applicable only in Pricing Plan states as set forth in 6.7.15, preceding.

[3] DS3 Service Electrical Interface Capacity of Twenty-four is only available as set forth in 7.12.1, following.

## ACCESS SERVICE

## 6. SWITCHED ACCESS SERVICE

## 6.8 RATES AND CHARGES

## 6.8.1 SWITCHED TRANSPORT

## A. Entrance Facility

## 3. DS3 - Electrical Interface

## g. (Cont'd)

MONTHLY RATE<sup>[1,2,3,4]</sup>  
(DS3 Electrical Capacity of Twenty-four)

|              | NON-PLAN | ZONE 1      | ZONE 2      | ZONE 3      |
|--------------|----------|-------------|-------------|-------------|
| • Monthly    |          |             |             |             |
| - Capacity   | —        | \$12,850.00 | \$12,850.00 | \$12,850.00 |
| - Per DS3    | —        | 87.00       | 87.00       | 87.00       |
| • 12 Months  |          |             |             |             |
| - Capacity   | —        | 12,465.00   | 12,465.00   | 12,465.00   |
| - Per DS3    | —        | 84.00       | 84.00       | 84.00       |
| • 24 Months  |          |             |             |             |
| - Capacity   | —        | 12,079.00   | 12,079.00   | 12,079.00   |
| - Per DS3    | —        | 82.00       | 82.00       | 82.00       |
| • 36 Months  |          |             |             |             |
| - Capacity   | —        | 11,565.00   | 11,565.00   | 11,565.00   |
| - Per DS3    | —        | 79.00       | 79.00       | 79.00       |
| • 60 Months  |          |             |             |             |
| - Capacity   | —        | 10,280.00   | 10,280.00   | 10,280.00   |
| - Per DS3    | —        | 70.00       | 70.00       | 70.00       |
| • 120 Months |          |             |             |             |
| - Capacity   | —        | 10,280.00   | 10,280.00   | 10,280.00   |
| - Per DS3    | —        | 70.00       | 70.00       | 70.00       |

[1] Rates and charges for Non-Plan and Zones 1, 2 and 3 apply as set forth in 6.7.14, preceding.

[2] For Shared Use only as set forth in 2.7.2, preceding.

[3] Applicable only in Pricing Plan states as set forth in 6.7.15, preceding.

[4] DS3 Service Electrical Capacity of Twenty-four is only available as set forth in 7.12.1, following.

**ACCESS SERVICE**

**6. SWITCHED ACCESS SERVICE**

**6.8 RATES AND CHARGES**

**6.8.1 SWITCHED TRANSPORT**

**A. Entrance Facility**

**3. DS3 - Electrical Interface (Cont'd)**

- h. DS3 - Electrical Interface Capacity of Thirty-six[1,2,3],  
per point of termination, per capacity**

(D)

(D)

[1] For Shared Use only as set forth in 2.7.2, preceding.

[2] Applicable only in Pricing Plan states as set forth in 6.7.15, preceding.

[3] DS3 Service Electrical Capacity of Thirty-six is only available as set forth in 7.12.1, following.

## ACCESS SERVICE

## 6. SWITCHED ACCESS SERVICE

## 6.8 RATES AND CHARGES

## 6.8.1 SWITCHED TRANSPORT

## A. Entrance Facility

## 3. DS3 - Electrical Interface

## h. (Cont'd)

| MONTHLY RATE <sup>[1,2,3,4]</sup><br>(DS3 Electrical Capacity of Thirty-six) |          |             |             |             |
|--|----------|-------------|-------------|-------------|
|  | NON-PLAN | ZONE 1      | ZONE 2      | ZONE 3      |
| • Monthly  |          |             |             |             |
| - Capacity   | —        | \$21,883.00 | \$21,883.00 | \$21,883.00 |
| - Per DS3  | —        | 97.00       | 97.00       | 97.00       |
| • 12 Months  |          |             |             |             |
| - Capacity   | —        | 21,212.00   | 21,212.00   | 21,212.00   |
| - Per DS3  | —        | 94.00       | 94.00       | 94.00       |
| • 24 Months  |          |             |             |             |
| - Capacity   | —        | 20,539.00   | 20,539.00   | 20,539.00   |
| - Per DS3  | —        | 91.00       | 91.00       | 91.00       |
| • 36 Months  |          |             |             |             |
| - Capacity   | —        | 19,675.00   | 19,675.00   | 19,675.00   |
| - Per DS3  | —        | 87.00       | 87.00       | 87.00       |
| • 60 Months  |          |             |             |             |
| - Capacity   | —        | 17,515.00   | 17,515.00   | 17,515.00   |
| - Per DS3  | —        | 78.00       | 78.00       | 78.00       |
| • 120 Months   |          |             |             |             |
| - Capacity   | —        | 17,515.00   | 17,515.00   | 17,515.00   |
| - Per DS3  | —        | 78.00       | 78.00       | 78.00       |

[1] Rates and charges for Non-Plan and Zones 1, 2 and 3 apply as set in 6.7.14, preceding.

[2] For Shared Use only as set forth in 2.7.2, preceding.

[3] Applicable only in Pricing Plan states as set forth in 6.7.15, preceding.

[4] DS3 Service Electrical Interface Capacity of Thirty-six is only available as set forth in 7.12.1, following.

## ACCESS SERVICE

## 6. SWITCHED ACCESS SERVICE

## 6.8 RATES AND CHARGES

## 6.8.1 SWITCHED TRANSPORT

## A. Entrance Facility (Cont'd)

## 4. DS3 - Optical Interface[1]

## a. per point of termination

(D)  
|  
(D)MONTHLY RATE[1,2,3]  
(DS3 Optical Interface)

- Monthly
- Per DS3

\$619.68

- [1] For Shared Use only as set forth in 2.7.7, preceding and in accordance with 7.12.1, following.
- [2] Available in states where Pricing Plans are not offered and the DS3 facility is not provisioned on a higher facility.
- [3] Available in all states when the DS3 facility is provisioned on a Private Line Transport Service SST facility where the common interface working at the customer's premises is at an optical level.



**ACCESS SERVICE**

**6. SWITCHED ACCESS SERVICE**

**6.8 RATES AND CHARGES**

**6.8.1 SWITCHED TRANSPORT**

**A. Entrance Facility**

**4. DS3 - Optical Interface[1] (Cont'd)**

- b. DS3 - Optical Interface Capacity of Two[1,2,3],  
per point of termination, per capacity**

(D)

(D)

- [1] For Shared Use only as set forth in 2.7.7, preceding.
- [2] Applicable only in Pricing Plan states as set forth in 6.7.15, preceding.
- [3] DS3 Service Optical Interface Capacity of Two is only available as set forth in 7.12.1, following.

## ACCESS SERVICE

## 6. SWITCHED ACCESS SERVICE

## 6.8 RATES AND CHARGES

## 6.8.1 SWITCHED TRANSPORT

## A. Entrance Facility

## 4. DS3 - Optical Interface[1]

## b. (Cont'd)

| MONTHLY RATE[1,2,3,4]<br>(DS3 Optical Capacity of Two) |          |            |            |            |
|--|----------|------------|------------|------------|
|  | NON-PLAN | ZONE 1     | ZONE 2     | ZONE 3     |
| • Monthly  |          |            |            |            |
| - Capacity   | —        | \$1,747.00 | \$1,747.00 | \$1,747.00 |
| - Per DS3  | —        | 70.00      | 70.00      | 70.00      |
| • 12 Months  |          |            |            |            |
| - Capacity   | —        | 1,695.00   | 1,695.00   | 1,695.00   |
| - Per DS3  | —        | 68.00      | 68.00      | 68.00      |
| • 24 Months  |          |            |            |            |
| - Capacity   | —        | 1,642.00   | 1,642.00   | 1,642.00   |
| - Per DS3  | —        | 66.00      | 66.00      | 66.00      |
| • 36 Months  |          |            |            |            |
| - Capacity   | —        | 1,572.00   | 1,572.00   | 1,572.00   |
| - Per DS3  | —        | 63.00      | 63.00      | 63.00      |
| • 60 Months  |          |            |            |            |
| - Capacity   | —        | 1,398.00   | 1,398.00   | 1,398.00   |
| - Per DS3  | —        | 56.00      | 56.00      | 56.00      |
| • 120 Months   |          |            |            |            |
| - Capacity   | —        | 1,398.00   | 1,398.00   | 1,398.00   |
| - Per DS3  | —        | 56.00      | 56.00      | 56.00      |

[1] Rates and charges for Non-Plan and Zones 1, 2 and 3 apply as set forth in 6.7.14, preceding.

[2] For Shared Use only as set forth in 2.7.7, preceding.

[3] Applicable only in Pricing Plan states as set forth in 6.7.15, preceding.

[4] DS3 Service Optical Interface Capacity of Two is only available as set forth in 7.12.1, following.

ACCESS SERVICE

6. SWITCHED ACCESS SERVICE

6.8 RATES AND CHARGES

6.8.1 SWITCHED TRANSPORT

A. Entrance Facility

4. DS3 - Optical Interface[1] (Cont'd)

- c. DS3 - Optical Interface Capacity of Three[1,2,3],  
per point of termination, per capacity

(D)

(D)

[1] For Shared Use only as set forth in 2.7.7, preceding.

[2] Applicable only in Pricing Plan states as set forth in 6.7.15, preceding.

[3] DS3 Service Optical Interface Capacity of Three is only available as set forth in 7.12.1, following.

## ACCESS SERVICE

## 6. SWITCHED ACCESS SERVICE

## 6.8 RATES AND CHARGES

## 6.8.1 SWITCHED TRANSPORT

A. Entrance Facility

4. DS3 - Optical Interface[1]

c. (Cont'd)

|              |   | MONTHLY RATE[1,2,3,4]<br>(DS3 Optical Capacity of Three) |            |            |            |
|--------------|---|--|------------|------------|------------|
|              |   | NON-PLAN   | ZONE 1     | ZONE 2     | ZONE 3     |
| • Monthly    |   |  |            |            |            |
| - Capacity   | — |  | \$1,747.00 | \$1,747.00 | \$1,747.00 |
| - Per DS3    | — |  | 70.00      | 70.00      | 70.00      |
| • 12 Months  |   |  |            |            |            |
| - Capacity   | — |  | 1,695.00   | 1,695.00   | 1,695.00   |
| - Per DS3    | — |  | 68.00      | 68.00      | 68.00      |
| • 24 Months  |   |  |            |            |            |
| - Capacity   | — |  | 1,642.00   | 1,642.00   | 1,642.00   |
| - Per DS3    | — |  | 66.00      | 66.00      | 66.00      |
| • 36 Months  |   |  |            |            |            |
| - Capacity   | — |  | 1,572.00   | 1,572.00   | 1,572.00   |
| - Per DS3    | — |  | 63.00      | 63.00      | 63.00      |
| • 60 Months  |   |  |            |            |            |
| - Capacity   | — |  | 1,398.00   | 1,398.00   | 1,398.00   |
| - Per DS3    | — |  | 56.00      | 56.00      | 56.00      |
| • 120 Months |   |  |            |            |            |
| - Capacity   | — |  | 1,398.00   | 1,398.00   | 1,398.00   |
| - Per DS3    | — |  | 56.00      | 56.00      | 56.00      |

[1] Rates and charges for Non-Plan and Zones 1, 2 and 3 apply as set forth in 6.7.14, preceding.

[2] For Shared Use only as set forth in 2.7.7, preceding.

[3] Applicable only in Pricing Plan states as set forth in 6.7.15, preceding.

[4] DS3 Service Optical Interface Capacity of Three is only available as set forth in 7.12.1, following.

ACCESS SERVICE

6. SWITCHED ACCESS SERVICE

6.8 RATES AND CHARGES

6.8.1 SWITCHED TRANSPORT

- A. Entrance Facility
- 4. DS3 - Optical Interface[1] (Cont'd)
  - d. DS3 - Optical Interface Capacity of Six[1,2,3],  
per point of termination, per capacity

(D)

(D)

- [1] For Shared Use only as set forth in 2.7.7, preceding.
- [2] Applicable only in Pricing Plan states as set forth in 6.7.15, preceding.
- [3] DS3 Service Optical Interface Capacity of Six is only available as set forth in 7.12.1, following.

## ACCESS SERVICE

## 6. SWITCHED ACCESS SERVICE

## 6.8 RATES AND CHARGES

## 6.8.1 SWITCHED TRANSPORT

## A. Entrance Facility

## 4. DS3 - Optical Interface[1]

## d. (Cont'd)

|              |   | MONTHLY RATE[1,2,3,4]<br>(DS3 Optical Capacity of Six) |            |            |            |
|--------------|---|--|------------|------------|------------|
|              |   | NON-PLAN   | ZONE 1     | ZONE 2     | ZONE 3     |
| • Monthly    |   |  |            |            |            |
| - Capacity   | — |  | \$3,691.00 | \$3,691.00 | \$3,691.00 |
| - Per DS3    | — |  | 40.00      | 40.00      | 40.00      |
| • 12 Months  |   |  |            |            |            |
| - Capacity   | — |  | 3,581.00   | 3,581.00   | 3,581.00   |
| - Per DS3    | — |  | 39.00      | 39.00      | 39.00      |
| • 24 Months  |   |  |            |            |            |
| - Capacity   | — |  | 3,469.00   | 3,469.00   | 3,469.00   |
| - Per DS3    | — |  | 38.00      | 38.00      | 38.00      |
| • 36 Months  |   |  |            |            |            |
| - Capacity   | — |  | 3,321.00   | 3,321.00   | 3,321.00   |
| - Per DS3    | — |  | 36.00      | 36.00      | 36.00      |
| • 60 Months  |   |  |            |            |            |
| - Capacity   | — |  | 2,952.00   | 2,952.00   | 2,952.00   |
| - Per DS3    | — |  | 34.00      | 34.00      | 34.00      |
| • 120 Months |   |  |            |            |            |
| - Capacity   | — |  | 2,952.00   | 2,952.00   | 2,952.00   |
| - Per DS3    | — |  | 34.00      | 34.00      | 34.00      |

[1] Rates and charges for Non-Plan and Zones 1, 2 and 3 apply as set forth in 6.7.14, preceding.

[2] For Shared Use only as set forth in 2.7.7, preceding.

[3] Applicable only in Pricing Plan states as set forth in 6.7.15, preceding.

[4] DS3 Service Optical Interface Capacity of Six is only available as set forth in 7.12.1, following.

ACCESS SERVICE

6. SWITCHED ACCESS SERVICE

6.8 RATES AND CHARGES

6.8.1 SWITCHED TRANSPORT

A. Entrance Facility

4. DS3 - Optical Interface[1] (Cont'd)

- e. DS3 - Optical Interface Capacity of Nine[1,2,3],  
per point of termination, per capacity

(D)

(D)

[1] For Shared Use only as set forth in 2.7.7, preceding.

[2] Applicable only in Pricing Plan states as set forth in 6.7.15, preceding.

[3] DS3 Service Optical Interface Capacity of Nine is only available as set forth in 7.12.1, following.

## ACCESS SERVICE

## 6. SWITCHED ACCESS SERVICE

## 6.8 RATES AND CHARGES

## 6.8.1 SWITCHED TRANSPORT

## A. Entrance Facility

## 4. DS3 - Optical Interface[1]

e. (Cont'd)

| MONTHLY RATE[1,2,3,4]<br>(DS3 Optical Capacity of Nine) |          |            |            |            |
|---|----------|------------|------------|------------|
|   | NON-PLAN | ZONE 1     | ZONE 2     | ZONE 3     |
| • Monthly   |          |            |            |            |
| - Capacity  | —        | \$3,691.00 | \$3,691.00 | \$3,691.00 |
| - Per DS3   | —        | 40.00      | 40.00      | 40.00      |
| • 12 Months   |          |            |            |            |
| - Capacity  | —        | 3,581.00   | 3,581.00   | 3,581.00   |
| - Per DS3   | —        | 39.00      | 39.00      | 39.00      |
| • 24 Months   |          |            |            |            |
| - Capacity  | —        | 3,469.00   | 3,469.00   | 3,469.00   |
| - Per DS3   | —        | 38.00      | 38.00      | 38.00      |
| • 36 Months   |          |            |            |            |
| - Capacity  | —        | 3,321.00   | 3,321.00   | 3,321.00   |
| - Per DS3   | —        | 36.00      | 36.00      | 36.00      |
| • 60 Months   |          |            |            |            |
| - Capacity  | —        | 2,952.00   | 2,952.00   | 2,952.00   |
| - Per DS3   | —        | 34.00      | 34.00      | 34.00      |
| • 120 Months  |          |            |            |            |
| - Capacity  | —        | 2,952.00   | 2,952.00   | 2,952.00   |
| - Per DS3   | —        | 34.00      | 34.00      | 34.00      |

[1] Rates and charges for Non-Plan and Zones 1, 2 and 3 apply as set forth in 6.7.14, preceding.

[2] For Shared Use only as set forth in 2.7.7, preceding.

[3] Applicable only in Pricing Plan states as set forth in 6.7.15, preceding.

[4] DS3 Service Optical Interface Capacity of Nine is only available as set forth in 7.12.1, following.



**ACCESS SERVICE**

**6. SWITCHED ACCESS SERVICE**

**6.8 RATES AND CHARGES**

**6.8.1 SWITCHED TRANSPORT**

**A. Entrance Facility**

**4. DS3 - Optical Interface[1] (Cont'd)**

- f. DS3 - Optical Interface Capacity of Twelve[1,2,3],  
per point of termination, per capacity

(D)

(D)

[1] For Shared Use only as set forth in 2.7.7, preceding.

[2] Applicable only in Pricing Plan states as set forth in 6.7.15, preceding.

[3] DS3 Service Optical Interface Capacity of Twelve is only available as set forth in 7.12.1, following.

## ACCESS SERVICE

## 6. SWITCHED ACCESS SERVICE

## 6.8 RATES AND CHARGES

## 6.8.1 SWITCHED TRANSPORT

## A. Entrance Facility

## 4. DS3 - Optical Interface[1]

## f. (Cont'd)

| MONTHLY RATE[1,2,3,4]<br>(DS3 Optical Capacity of Twelve) |          |            |            |            |
|---|----------|------------|------------|------------|
|   | NON-PLAN | ZONE 1     | ZONE 2     | ZONE 3     |
| • Monthly   |          |            |            |            |
| - Capacity  | —        | \$3,691.00 | \$3,691.00 | \$3,691.00 |
| - Per DS3   | —        | 40.00      | 40.00      | 40.00      |
| • 12 Months   |          |            |            |            |
| - Capacity  | —        | 3,581.00   | 3,581.00   | 3,581.00   |
| - Per DS3   | —        | 39.00      | 39.00      | 39.00      |
| • 24 Months   |          |            |            |            |
| - Capacity  | —        | 3,469.00   | 3,469.00   | 3,469.00   |
| - Per DS3   | —        | 38.00      | 38.00      | 38.00      |
| • 36 Months   |          |            |            |            |
| - Capacity  | —        | 3,321.00   | 3,321.00   | 3,321.00   |
| - Per DS3   | —        | 36.00      | 36.00      | 36.00      |
| • 60 Months   |          |            |            |            |
| - Capacity  | —        | 2,952.00   | 2,952.00   | 2,952.00   |
| - Per DS3   | —        | 34.00      | 34.00      | 34.00      |
| • 120 Months  |          |            |            |            |
| - Capacity  | —        | 2,952.00   | 2,952.00   | 2,952.00   |
| - Per DS3   | —        | 34.00      | 34.00      | 34.00      |

[1] Rates and charges for Non-Plan and Zones 1, 2 and 3 apply as set forth in 6.7.14, preceding.

[2] For Shared Use only as set forth in 2.7.7, preceding.

[3] Applicable only in Pricing Plan states as set forth in 6.7.15, preceding.

[4] DS3 Service Optical Interface Capacity of Twelve is only available as set forth in 7.12.1, following.

**ACCESS SERVICE**

**6. SWITCHED ACCESS SERVICE**

**6.8 RATES AND CHARGES**

**6.8.1 SWITCHED TRANSPORT**

**A. Entrance Facility**

**4. DS3 - Optical Interface[1] (Cont'd)**

- g. DS3 - Optical Interface Capacity of Eighteen[1,2,3]  
per point of termination, per capacity

(D)

(D)

[1] For Shared Use only as set forth in 2.7.7, preceding.

[2] Applicable only in Pricing Plan states as set forth in 6.7.15, preceding.

[3] DS3 Service Optical Interface Capacity of Eighteen is only available as set forth in 7.12.1, following.

## ACCESS SERVICE

## 6. SWITCHED ACCESS SERVICE

## 6.8 RATES AND CHARGES

## 6.8.1 SWITCHED TRANSPORT

## A. Entrance Facility

## 4. DS3 - Optical Interface[1]

g. (Cont'd)

| MONTHLY RATE[1,2,3,4]<br>(DS3 Optical Capacity of Eighteen) |          |            |            |            |
|---|----------|------------|------------|------------|
|   | NON-PLAN | ZONE 1     | ZONE 2     | ZONE 3     |
| • Monthly   |          |            |            |            |
| - Capacity  | —        | \$7,250.00 | \$7,250.00 | \$7,250.00 |
| - Per DS3   | —        | 52.00      | 52.00      | 52.00      |
| • 12 Months   |          |            |            |            |
| - Capacity  | —        | 7,033.00   | 7,033.00   | 7,033.00   |
| - Per DS3   | —        | 50.00      | 50.00      | 50.00      |
| • 24 Months   |          |            |            |            |
| - Capacity  | —        | 6,815.00   | 6,815.00   | 6,815.00   |
| - Per DS3   | —        | 49.00      | 49.00      | 49.00      |
| • 36 Months   |          |            |            |            |
| - Capacity  | —        | 6,525.00   | 6,525.00   | 6,525.00   |
| - Per DS3   | —        | 47.00      | 47.00      | 47.00      |
| • 60 Months   |          |            |            |            |
| - Capacity  | —        | 5,800.00   | 5,800.00   | 5,800.00   |
| - Per DS3   | —        | 42.00      | 42.00      | 42.00      |
| • 120 Months  |          |            |            |            |
| - Capacity  | —        | 5,800.00   | 5,800.00   | 5,800.00   |
| - Per DS3   | —        | 42.00      | 42.00      | 42.00      |

[1] Rates and charges for Non-Plan and Zones 1, 2 and 3 apply as set forth in 6.7.14, preceding.

[2] For Shared Use only as set forth in 2.7.7, preceding.

[3] Applicable only in Pricing Plan states as set forth in 6.7.15, preceding.

[4] DS3 Service Optical Interface Capacity of Eighteen is only available as set forth in 7.12.1, following.

**ACCESS SERVICE**

**6. SWITCHED ACCESS SERVICE**

**6.8 RATES AND CHARGES**

**6.8.1 SWITCHED TRANSPORT**

**A. Entrance Facility**

**4. DS3 - Optical Interface[1] (Cont'd)**

- h. DS3 - Optical Interface Capacity of Twenty-four[1,2,3]  
per point of termination, per capacity**

(D)

(D)

[1] For Shared Use only as set forth in 2.7.7, preceding.

[2] Applicable only in Pricing Plan states as set forth in 6.7.15, preceding.

[3] DS3 Service Optical Interface Capacity of Twenty-four is only available as set forth in 7.12.1, following.

## ACCESS SERVICE

## 6. SWITCHED ACCESS SERVICE

## 6.8 RATES AND CHARGES

## 6.8.1 SWITCHED TRANSPORT

## A. Entrance Facility

## 4. DS3 - Optical Interface[1]

## h. (Cont'd)

| MONTHLY RATE[1,2,3,4]<br>(DS3 Optical Capacity of Twenty-four) |          |            |            |            |
|--|----------|------------|------------|------------|
|  | NON-PLAN | ZONE 1     | ZONE 2     | ZONE 3     |
| • Monthly  |          |            |            |            |
| - Capacity   | —        | \$7,250.00 | \$7,250.00 | \$7,250.00 |
| - Per DS3  | —        | 52.00      | 52.00      | 52.00      |
| • 12 Months  |          |            |            |            |
| - Capacity   | —        | 7,033.00   | 7,033.00   | 7,033.00   |
| - Per DS3  | —        | 50.00      | 50.00      | 50.00      |
| • 24 Months  |          |            |            |            |
| - Capacity   | —        | 6,815.00   | 6,815.00   | 6,815.00   |
| - Per DS3  | —        | 49.00      | 49.00      | 49.00      |
| • 36 Months  |          |            |            |            |
| - Capacity   | —        | 6,525.00   | 6,525.00   | 6,525.00   |
| - Per DS3  | —        | 47.00      | 47.00      | 47.00      |
| • 60 Months  |          |            |            |            |
| - Capacity   | —        | 5,800.00   | 5,800.00   | 5,800.00   |
| - Per DS3  | —        | 42.00      | 42.00      | 42.00      |
| • 120 Months   |          |            |            |            |
| - Capacity   | —        | 5,800.00   | 5,800.00   | 5,800.00   |
| - Per DS3  | —        | 42.00      | 42.00      | 42.00      |

[1] Rates and charges for Non-Plan and Zones 1, 2 and 3 apply as set forth in 6.7.14, preceding.

[2] For Shared Use only as set forth in 2.7.7, preceding.

[3] Applicable only in Pricing Plan states as set forth in 6.7.15, preceding.

[4] DS3 Service Optical Interface Capacity of Twenty-four is only available as set forth in 7.12.1, following.

**ACCESS SERVICE**

**6. SWITCHED ACCESS SERVICE**

**6.8 RATES AND CHARGES**

**6.8.1 SWITCHED TRANSPORT**

**A. Entrance Facility**

**4. DS3 - Optical Interface[1] (Cont'd)**

- i. DS3 - Optical Interface Capacity of Thirty-six[1,2,3]  
per point of termination, per capacity

(D)

(D)

[1] For Shared Use only as set forth in 2.7.7, preceding.

[2] Applicable only in Pricing Plan states as set forth in 6.7.15, preceding.

[3] DS3 Service Optical Interface Capacity of Thirty-six is only available as set forth in 7.12.1, following.

## ACCESS SERVICE

## 6. SWITCHED ACCESS SERVICE

## 6.8 RATES AND CHARGES

## 6.8.1 SWITCHED TRANSPORT

## A. Entrance Facility

## 4. DS3 - Optical Interface[1]

## i. (Cont'd)

MONTHLY RATE[1,2,3,4]  
(DS3 Optical Capacity of Thirty-six)

|              | NON-PLAN | ZONE 1      | ZONE 2      | ZONE 3      |
|--------------|----------|-------------|-------------|-------------|
| • Monthly    |          |             |             |             |
| - Capacity   | —        | \$11,659.00 | \$11,659.00 | \$11,659.00 |
| - Per DS3    | —        | 69.00       | 69.00       | 69.00       |
| • 12 Months  |          |             |             |             |
| - Capacity   | —        | 11,324.00   | 11,324.00   | 11,324.00   |
| - Per DS3    | —        | 67.00       | 67.00       | 67.00       |
| • 24 Months  |          |             |             |             |
| - Capacity   | —        | 10,939.00   | 10,939.00   | 10,939.00   |
| - Per DS3    | —        | 65.00       | 65.00       | 65.00       |
| • 36 Months  |          |             |             |             |
| - Capacity   | —        | 10,507.00   | 10,507.00   | 10,507.00   |
| - Per DS3    | —        | 62.00       | 62.00       | 62.00       |
| • 60 Months  |          |             |             |             |
| - Capacity   | —        | 9,355.00    | 9,355.00    | 9,355.00    |
| - Per DS3    | —        | 55.00       | 55.00       | 55.00       |
| • 120 Months |          |             |             |             |
| - Capacity   | —        | 9,355.00    | 9,355.00    | 9,355.00    |
| - Per DS3    | —        | 55.00       | 55.00       | 55.00       |

[1] Rates and charges for Non-Plan and Zones 1, 2 and 3 apply as set forth in 6.7.14, preceding.

[2] For Shared Use only as set forth in 2.7.7, preceding.

[3] Applicable only in Pricing Plan states as set forth in 6.7.15, preceding.

[4] DS3 Service Optical Interface Capacity of Thirty-six is only available as set forth in 7.12.1, following.



## ACCESS SERVICE

## 6. SWITCHED ACCESS SERVICE

## 6.8 RATES AND CHARGES

## 6.8.1 SWITCHED TRANSPORT (Cont'd)

## B. Direct-Trunked Transport

1. DTT Voice Grade Monthly,  
per point of termination, per mileage band

| MILEAGE BANDS | MONTHLY RATE |          | (C) |
|---------------|--------------|----------|-----|
|               | FIXED        | PER MILE |     |
| 0             | —            | —        | (C) |
| Over 0 to 8   | \$20.86      | \$0.27   | (C) |
| Over 8 to 25  | 21.28        | 0.15     |     |
| Over 25 to 50 | 20.37        | 0.13     |     |
| Over 50       | 24.46        | 0.29     |     |

## ACCESS SERVICE

## 6. SWITCHED ACCESS SERVICE

## 6.8 RATES AND CHARGES

## 6.8.1 SWITCHED TRANSPORT

## B. Direct-Trunked Transport (Cont'd)

2. DTT DS1 Monthly,  
per point of termination, per mileage band

| MONTHLY RATE[1] |              |         |         |         | (C) |
|-----------------|--------------|---------|---------|---------|-----|
| MILEAGE<br>BAND | NON-<br>PLAN | ZONE 1  | ZONE 2  | ZONE 3  |     |
| 0               |              |         |         |         | (D) |
| - Fixed         | —            | —       | —       | —       |     |
| - Per Mile      | —            | —       | —       | —       |     |
| Over 0 to 8     |              |         |         |         | (D) |
| - Fixed         | \$45.27      | \$45.27 | \$45.27 | \$45.27 |     |
| - Per Mile      | 6.85         | 6.85    | 6.85    | 6.85    |     |
| Over 8 to 25    |              |         |         |         | (D) |
| - Fixed         | 57.70        | 57.70   | 57.70   | 57.70   |     |
| - Per Mile      | 7.23         | 7.23    | 7.23    | 7.23    |     |
| Over 25 to 50   |              |         |         |         | (D) |
| - Fixed         | 62.71        | 62.71   | 62.71   | 62.71   |     |
| - Per Mile      | 7.61         | 7.55    | 7.55    | 7.55    |     |
| Over 50         |              |         |         |         | (D) |
| - Fixed         | 69.05        | 69.05   | 69.05   | 69.05   |     |
| - Per Mile      | 7.96         | 7.92    | 7.92    | 7.92    |     |

[1] Rates and charges for Non-Plan and Zones 1, 2 and 3 apply as set forth in 6.7.14.

## ACCESS SERVICE

## 6. SWITCHED ACCESS SERVICE

## 6.8 RATES AND CHARGES

## 6.8.1 SWITCHED TRANSPORT

## B. Direct-Trunked Transport (Cont'd)

3. DTT DS1 36 Months,  
per point of termination, per mileage band

| MILEAGE<br>BAND | MONTHLY RATE[1] |         |         |         |     |
|-----------------|-----------------|---------|---------|---------|-----|
|                 | NON-PLAN        | ZONE 1  | ZONE 2  | ZONE 3  |     |
| • 0             |                 |         |         |         | (C) |
| - Fixed         | —               | —       | —       | —       |     |
| - Per Mile      | —               | —       | —       | —       |     |
| • Over 0 to 8   |                 |         |         |         | (C) |
| - Fixed         | —               | \$40.75 | \$40.75 | \$40.75 |     |
| - Per Mile      | —               | 6.17    | 6.17    | 6.17    |     |
| • Over 8 to 25  |                 |         |         |         | (C) |
| - Fixed         | —               | 51.94   | 51.94   | 51.94   |     |
| - Per Mile      | —               | 6.51    | 6.51    | 6.51    |     |

[1] Rates and charges for Non-Plan and Zones 1, 2 and 3 apply as set forth in 6.7.14.

## ACCESS SERVICE

## 6. SWITCHED ACCESS SERVICE

## 6.8 RATES AND CHARGES

## 6.8.1 SWITCHED TRANSPORT

## B. Direct-Trunked Transport (Cont'd)

3. DTT DS1 36 Months,  
per point of termination, per mileage band

| MILEAGE<br>BAND | MONTHLY RATE[1] |         |         |         |     |
|-----------------|-----------------|---------|---------|---------|-----|
|                 | NON-PLAN        | ZONE 1  | ZONE 2  | ZONE 3  |     |
| • Over 25 to 50 |                 |         |         |         | (C) |
| - Fixed         | —               | \$56.44 | \$56.44 | \$56.44 |     |
| - Per Mile      | —               | 6.79    | 6.79    | 6.79    |     |
| • Over 50       |                 |         |         |         | (C) |
| - Fixed         | —               | 62.14   | 62.14   | 62.14   |     |
| - Per Mile      | —               | 7.13    | 7.13    | 7.13    |     |

[1] Rates and charges for Non-Plan and Zones 1, 2 and 3 apply as set forth in 6.7.14.

## ACCESS SERVICE

## 6. SWITCHED ACCESS SERVICE

## 6.8 RATES AND CHARGES

## 6.8.1 SWITCHED TRANSPORT

## B. Direct-Trunked Transport (Cont'd)

4. DTT DS1 60 Months,  
per point of termination, per mileage band

| MILEAGE<br>BAND | MONTHLY RATE[1] |         |         |         |     |
|-----------------|-----------------|---------|---------|---------|-----|
|                 | NON-PLAN        | ZONE 1  | ZONE 2  | ZONE 3  |     |
| • 0             |                 |         |         |         | (C) |
| - Fixed         | —               | —       | —       | —       |     |
| - Per Mile      | —               | —       | —       | —       |     |
| • Over 0 to 8   |                 |         |         |         | (C) |
| - Fixed         | —               | \$36.23 | \$36.23 | \$36.23 |     |
| - Per Mile      | —               | 5.48    | 5.48    | 5.48    |     |
| • Over 8 to 25  |                 |         |         |         | (C) |
| - Fixed         | —               | 46.16   | 46.16   | 46.16   |     |
| - Per Mile      | —               | 5.78    | 5.78    | 5.78    |     |

[1] Rates and charges for Non-Plan and Zones 1, 2 and 3 apply as set forth in 6.7.14.

## ACCESS SERVICE

## 6. SWITCHED ACCESS SERVICE

## 6.8 RATES AND CHARGES

## 6.8.1 SWITCHED TRANSPORT

## B. Direct-Trunked Transport (Cont'd)

4. DTT DS1 60 Months,  
per point of termination, per mileage band

| MILEAGE<br>BAND | MONTHLY RATE[1] |         |         |         |     |
|-----------------|-----------------|---------|---------|---------|-----|
|                 | NON-PLAN        | ZONE 1  | ZONE 2  | ZONE 3  |     |
| • Over 25 to 50 |                 |         |         |         | (C) |
| - Fixed         | —               | \$50.17 | \$50.17 | \$50.17 |     |
| - Per Mile      | —               | 6.04    | 6.04    | 6.04    |     |
| • Over 50       |                 |         |         |         | (C) |
| - Fixed         | —               | 55.24   | 55.24   | 55.24   |     |
| - Per Mile      | —               | 6.33    | 6.33    | 6.33    |     |

[1] Rates and charges for Non-Plan and Zones 1, 2 and 3 apply as set forth in 6.7.14.

## ACCESS SERVICE

## 6. SWITCHED ACCESS SERVICE

## 6.8 RATES AND CHARGES

## 6.8.1 SWITCHED TRANSPORT

## B. Direct-Trunked Transport (Cont'd)

5. DTT DS3 Monthly,  
per point of termination, per mileage band

| MONTHLY RATE[1] |              |          |          |          | (C) |
|-----------------|--------------|----------|----------|----------|-----|
| MILEAGE<br>BAND | NON-<br>PLAN | ZONE 1   | ZONE 2   | ZONE 3   |     |
| 0               |              |          |          |          | (D) |
| - Fixed         | —            | —        | —        | —        |     |
| - Per Mile      | —            | —        | —        | —        |     |
| Over 0 to 8     |              |          |          |          | (D) |
| - Fixed         | \$429.89     | \$186.43 | \$186.43 | \$186.43 |     |
| - Per Mile      | 71.01        | 38.70    | 38.70    | 38.70    |     |
| Over 8 to 25    |              |          |          |          | (D) |
| - Fixed         | 412.09       | 201.77   | 201.77   | 201.77   |     |
| - Per Mile      | 45.79        | 24.95    | 24.95    | 24.95    |     |
| Over 25 to 50   |              |          |          |          | (D) |
| - Fixed         | 413.55       | 219.84   | 219.84   | 219.84   |     |
| - Per Mile      | 46.72        | 25.47    | 25.47    | 25.47    |     |
| Over 50         |              |          |          |          | (D) |
| - Fixed         | 520.36       | 264.88   | 264.88   | 264.88   |     |
| - Per Mile      | 58.94        | 32.12    | 32.12    | 32.12    |     |

[1] Rates and charges for Non-Plan and Zones 1, 2 and 3 apply as set forth in 6.7.14.

## ACCESS SERVICE

## 6. SWITCHED ACCESS SERVICE

## 6.8 RATES AND CHARGES

## 6.8.1 SWITCHED TRANSPORT

## B. Direct-Trunked Transport (Cont'd)

## 6. DTT DS3 12 Months, per point of termination, per mileage band

| MILEAGE<br>BAND | MONTHLY RATE <sup>[1,2]</sup> |          |          |          | (C) |
|-----------------|-------------------------------|----------|----------|----------|-----|
|                 | NON-PLAN                      | ZONE 1   | ZONE 2   | ZONE 3   |     |
| • 0             |                               |          |          |          | (C) |
| - Fixed         | —                             | —        | —        | —        |     |
| - Per Mile      | —                             | —        | —        | —        |     |
| • Over 0 to 8   |                               |          |          |          | (C) |
| - Fixed         | —                             | \$181.01 | \$181.01 | \$181.01 |     |
| - Per Mile      | —                             | 37.80    | 37.80    | 37.80    |     |
| • Over 8 to 25  |                               |          |          |          | (C) |
| - Fixed         | —                             | 196.01   | 196.01   | 196.01   |     |
| - Per Mile      | —                             | 24.37    | 24.37    | 24.37    |     |
| • Over 25 to 50 |                               |          |          |          | (C) |
| - Fixed         | —                             | \$213.48 | \$213.48 | \$213.48 |     |
| - Per Mile      | —                             | 24.89    | 24.89    | 24.89    |     |
| • Over 50       |                               |          |          |          | (C) |
| - Fixed         | —                             | 257.13   | 257.13   | 257.13   |     |
| - Per Mile      | —                             | 31.48    | 31.48    | 31.48    |     |

[1] Rates and charges for Non-Plan and Zones 1, 2 and 3 apply as set forth in 6.7.14.

[2] 12 Mos. rate elements are for the billing of Shared Use only.



## ACCESS SERVICE

## 6. SWITCHED ACCESS SERVICE

## 6.8 RATES AND CHARGES

## 6.8.1 SWITCHED TRANSPORT

## B. Direct-Trunked Transport (Cont'd)

## 7. DTT DS3 24 Months, per point of termination, per mileage band

| MILEAGE<br>BAND | MONTHLY RATE[1,2] |          |          |          | (C) |
|-----------------|-------------------|----------|----------|----------|-----|
|                 | NON-PLAN          | ZONE 1   | ZONE 2   | ZONE 3   |     |
| • 0             |                   |          |          |          | (C) |
| - Fixed         | —                 | —        | —        | —        |     |
| - Per Mile      | —                 | —        | —        | —        |     |
| • Over 0 to 8   |                   |          |          |          | (C) |
| - Fixed         | —                 | \$175.00 | \$175.00 | \$175.00 |     |
| - Per Mile      | —                 | 36.00    | 36.00    | 36.00    |     |
| • Over 8 to 25  |                   |          |          |          | (C) |
| - Fixed         | —                 | 189.67   | 189.67   | 189.67   |     |
| - Per Mile      | —                 | 23.21    | 23.21    | 23.21    |     |

[1] Rates and charges for Non-Plan and Zones 1, 2 and 3 apply as set forth in 6.7.14.

[2] 24 Mos. rate elements are for the billing of Shared Use only.

## ACCESS SERVICE

## 6. SWITCHED ACCESS SERVICE

## 6.8 RATES AND CHARGES

## 6.8.1 SWITCHED TRANSPORT

## B. Direct-Trunked Transport

## 7. DTT DS3 24 Months, per point of termination, per mileage band (Cont'd)

| MILEAGE<br>BAND | MONTHLY RATE[1,2] |          |          |          | (C) |
|-----------------|-------------------|----------|----------|----------|-----|
|                 | NON-PLAN          | ZONE 1   | ZONE 2   | ZONE 3   |     |
| • Over 25 to 50 |                   |          |          |          | (C) |
| - Fixed         | —                 | \$206.53 | \$206.53 | \$206.53 |     |
| - Per Mile      | —                 | 23.73    | 23.73    | 23.73    |     |
| • Over 50       |                   |          |          |          | (C) |
| - Fixed         | —                 | 248.73   | 248.73   | 248.73   |     |
| - Per Mile      | —                 | 30.19    | 30.19    | 30.19    |     |

[1] Rates and charges for Non-Plan and Zones 1, 2 and 3 apply as set forth in 6.7.14.

[2] 24 Mos. rate elements are for the billing of Shared Use only.

## ACCESS SERVICE

## 6. SWITCHED ACCESS SERVICE

## 6.8 RATES AND CHARGES

## 6.8.1 SWITCHED TRANSPORT

## B. Direct-Trunked Transport (Cont'd)

## 8. DTT DS3 36 Months, per point of termination, per mileage band

| MILEAGE<br>BAND | MONTHLY RATE[1] |          |          |          |     |
|-----------------|-----------------|----------|----------|----------|-----|
|                 | NON-PLAN        | ZONE 1   | ZONE 2   | ZONE 3   |     |
| • 0             |                 |          |          |          | (C) |
| - Fixed         | —               | —        | —        | —        |     |
| - Per Mile      | —               | —        | —        | —        |     |
| • Over 0 to 8   |                 |          |          |          | (C) |
| - Fixed         | —               | \$167.78 | \$167.78 | \$167.78 |     |
| - Per Mile      | —               | 35.10    | 35.10    | 35.10    |     |
| • Over 8 to 25  |                 |          |          |          | (C) |
| - Fixed         | —               | 181.59   | 181.59   | 181.59   |     |
| - Per Mile      | —               | 22.63    | 22.63    | 22.63    |     |

[1] Rates and charges for Non-Plan and Zones 1, 2 and 3 apply as set forth in 6.7.14.

## ACCESS SERVICE

## 6. SWITCHED ACCESS SERVICE

## 6.8 RATES AND CHARGES

## 6.8.1 SWITCHED TRANSPORT

## B. Direct-Trunked Transport

## 8. DTT DS3 36 Months, per point of termination, per mileage band (Cont'd)

| MILEAGE<br>BAND | MONTHLY RATE[1] |          |          |          | (C) |
|-----------------|-----------------|----------|----------|----------|-----|
|                 | NON-PLAN        | ZONE 1   | ZONE 2   | ZONE 3   |     |
| • Over 25 to 50 |                 |          |          |          | (C) |
| - Fixed         | —               | \$197.86 | \$197.86 | \$197.86 |     |
| - Per Mile      | —               | 23.15    | 23.15    | 23.15    |     |
| • Over 50       |                 |          |          |          | (C) |
| - Fixed         | —               | 238.39   | 238.39   | 238.39   |     |
| - Per Mile      | —               | 28.91    | 28.91    | 28.91    |     |

[1] Rates and charges for Non-Plan and Zones 1, 2 and 3 apply as set forth in 6.7.14.

## ACCESS SERVICE

## 6. SWITCHED ACCESS SERVICE

## 6.8 RATES AND CHARGES

## 6.8.1 SWITCHED TRANSPORT

## B. Direct-Trunked Transport (Cont'd)

## 9. DTT DS3 60 Months, per point of termination, per mileage band

| MILEAGE<br>BAND | MONTHLY RATE[1] |          |          |          | (C) |
|-----------------|-----------------|----------|----------|----------|-----|
|                 | NON-PLAN        | ZONE 1   | ZONE 2   | ZONE 3   |     |
| • 0             |                 |          |          |          | (C) |
| - Fixed         | —               | —        | —        | —        |     |
| - Per Mile      | —               | —        | —        | —        |     |
| • Over 0 to 8   |                 |          |          |          | (C) |
| - Fixed         | —               | \$149.14 | \$149.14 | \$149.14 |     |
| - Per Mile      | —               | 30.60    | 30.60    | 30.60    |     |
| • Over 8 to 25  |                 |          |          |          | (C) |
| - Fixed         | —               | 161.42   | 161.42   | 161.42   |     |
| - Per Mile      | —               | 19.73    | 19.73    | 19.73    |     |

[1] Rates and charges for Non-Plan and Zones 1, 2 and 3 apply as set forth in 6.7.14.

## ACCESS SERVICE

## 6. SWITCHED ACCESS SERVICE

## 6.8 RATES AND CHARGES

## 6.8.1 SWITCHED TRANSPORT

## B. Direct-Trunked Transport

## 9. DTT DS3 60 Months, per point of termination, per mileage band (Cont'd)

| MILEAGE<br>BAND | MONTHLY RATE[1] |          |          |          | (C) |
|-----------------|-----------------|----------|----------|----------|-----|
|                 | NON-PLAN        | ZONE 1   | ZONE 2   | ZONE 3   |     |
| • Over 25 to 50 |                 |          |          |          | (C) |
| - Fixed         | —               | \$175.87 | \$175.87 | \$175.87 |     |
| - Per Mile      | —               | 20.26    | 20.26    | 20.26    |     |
| • Over 50       |                 |          |          |          | (C) |
| - Fixed         | —               | 211.90   | 211.90   | 211.90   |     |
| - Per Mile      | —               | 25.70    | 25.70    | 25.70    |     |

[1] Rates and charges for Non-Plan and Zones 1, 2 and 3 apply as set forth in 6.7.14.

## ACCESS SERVICE

## 6. SWITCHED ACCESS SERVICE

## 6.8 RATES AND CHARGES

## 6.8.1 SWITCHED TRANSPORT

## B. Direct-Trunked Transport (Cont'd)

10. DTT DS3 120 Months, per point of termination, per mileage band[1]

| MILEAGE<br>BAND | MONTHLY RATE[2] |          |          |          |     |
|-----------------|-----------------|----------|----------|----------|-----|
|                 | NON-PLAN        | ZONE 1   | ZONE 2   | ZONE 3   |     |
| • 0             |                 |          |          |          | (C) |
| - Fixed         | —               | —        | —        | —        |     |
| - Per Mile      | —               | —        | —        | —        |     |
| • Over 0 to 8   |                 |          |          |          | (C) |
| - Fixed         | —               | \$149.14 | \$149.14 | \$149.14 |     |
| - Per Mile      | —               | 30.60    | 30.60    | 30.60    |     |
| • Over 8 to 25  |                 |          |          |          | (C) |
| - Fixed         | —               | 161.42   | 161.42   | 161.42   |     |
| - Per Mile      | —               | 19.73    | 19.73    | 19.73    |     |

[1] Rates and charges for Non-Plan and Zones 1, 2 and 3 apply as set forth in 6.7.14.

[2] 120 Mos. rate elements are for the billing of Shared Use only.

## ACCESS SERVICE

## 6. SWITCHED ACCESS SERVICE

## 6.8 RATES AND CHARGES

## 6.8.1 SWITCHED TRANSPORT

## B. Direct-Trunked Transport

## 10. DTT DS3 120 Months, per point of termination, per mileage band[1] (Cont'd)

| MILEAGE<br>BAND | MONTHLY RATE[2] |          |          |          | (C) |
|-----------------|-----------------|----------|----------|----------|-----|
|                 | NON-PLAN        | ZONE 1   | ZONE 2   | ZONE 3   |     |
| • Over 25 to 50 |                 |          |          |          | (C) |
| - Fixed         | —               | \$175.87 | \$175.87 | \$175.87 |     |
| - Per Mile      | —               | 20.26    | 20.26    | 20.26    |     |
| • Over 50       |                 |          |          |          | (C) |
| - Fixed         | —               | 211.90   | 211.90   | 211.90   |     |
| - Per Mile      | —               | 25.70    | 25.70    | 25.70    |     |

[1] Rates and charges for Non-Plan and Zones 1, 2 and 3 apply as set forth in 6.7.14.

[2] 120 Mos. rate elements are for the billing of Shared Use only.



## ACCESS SERVICE

## 6. SWITCHED ACCESS SERVICE

## 6.8 RATES AND CHARGES

## 6.8.1 SWITCHED TRANSPORT (Cont'd)

## C. Tandem-Switched Transport

## 1. Tandem Transmission Usage Rates

| MILEAGE BANDS                    | RATE PER ACCESS MINUTE |            |
|----------------------------------|------------------------|------------|
|                                  | FIXED                  | PER MILE   |
| -Originating– Non-8YY *          |                        |            |
| 0                                | —                      | —          |
| Over 0 to 8                      | \$0.000240             | \$0.000030 |
| Over 8 to 25                     | 0.000240               | 0.000030   |
| Over 25 to 50                    | 0.000240               | 0.000030   |
| Over 50                          | 0.000240               | 0.000030   |
| -Terminating – Tandem 3rd Party  |                        |            |
| 0                                | —                      | —          |
| Over 0 to 8                      | 0.000240               | 0.000030   |
| Over 8 to 25                     | 0.000240               | 0.000030   |
| Over 25 to 50                    | 0.000240               | 0.000030   |
| Over 50                          | 0.000240               | 0.000030   |
| -Terminating – Tandem End Office |                        |            |
| 0                                | —                      | —          |
| Over 0 to 8                      | 0.000000               | 0.000000   |
| Over 8 to 25                     | 0.000000               | 0.000000   |
| Over 25 to 50                    | 0.000000               | 0.000000   |
| Over 50                          | 0.000000               | 0.000000   |

(T)

\* Effective July 1, 2021, pursuant to FCC 20-143, separate rate elements for 8YY and Non-8YY originating transport services were established. The Non-8YY originating element is displayed above. The originating 8YY rate element for transport services is displayed as 8YY Joint Tandem Switched Transport in Section 6.8.1.C.1., following.

(N)

(N)

## ACCESS SERVICE

## 6. SWITCHED ACCESS SERVICE

## 6.8 RATES AND CHARGES

## 6.8.1 SWITCHED TRANSPORT

## C. Tandem-Switched Transport

## 1. Tandem Transmission Usage Rates (Cont'd)

## RATE PER ACCESS MINUTE

|  |              |     |
|--|--------------|-----|
| • Tandem Switching Charge                    |              |     |
| - Originating– <b>Non-8YY *</b>              | \$0.002252   | (T) |
| - Terminating – Tandem 3rd Party             | 0.002252     |     |
| - Terminating – Tandem End Office            | 0.000000     |     |
| • Common Transport Multiplexing              |              |     |
| - Originating– <b>Non-8YY *</b>              | 0.000036     | (T) |
| - Terminating – Tandem 3rd Party             | 0.000036     |     |
| - Terminating – Tandem End Office            | 0.000000     |     |
| • <b>8YY Joint Tandem Switched Transport</b> |              | (N) |
| - <b>Originating – 8YY *</b>                 | <b>0.001</b> | (N) |

## 2. Tandem Trunk Rate

MONTHLY  
RATE

|   |        |
|---|--------|
| • Access Tandem Trunk<br>Port Charge, Per Trunk | \$6.00 |
|---|--------|

\* Effective July 1, 2021, pursuant to FCC 20-143, separate rate elements for 8YY and Non-8YY originating transport services were established. The 8YY originating rate element for transport services is displayed as 8YY Joint Tandem Switched Transport.

## ACCESS SERVICE

## 6. SWITCHED ACCESS SERVICE

## 6.8 RATES AND CHARGES

## 6.8.1 SWITCHED TRANSPORT (Cont'd)

## D. Synchronous Service Transport

## 1. Monthly

## a. Bandwidth Capacity of 155.52 Mbps (OC3)

|   | MONTHLY<br>RATE[1] | (C) |
|---|--------------------|-----|
| • Central Office (CO) Node                  | \$1,550.00         | (C) |
| • Remote Central Office<br>(RCO) Node       | 350.00             | (C) |
| • CO Port - DS1, per port                   | 10.00              | (C) |
| • CO Port - DS3, per port                   | 70.00              | (C) |
| • SST Remote Node, per<br>customer premises | 820.00             | (C) |
| • SST Remote Port - DS1,<br>per port        | 10.00              | (C) |
| • SST Remote Port - DS3,<br>per port        | 63.00              | (C) |

[1] Applicable for Shared Use only. These rates are assessed (in lieu of Pricing Plan rates) for Switched Access Services provided in a non-pricing plan state.

## ACCESS SERVICE

## 6. SWITCHED ACCESS SERVICE

## 6.8 RATES AND CHARGES

## 6.8.1 SWITCHED TRANSPORT

## D. Synchronous Service Transport

## 1. Monthly

## a. Bandwidth Capacity of 155.52 Mbps (OC3) (Cont'd)

## • Transport Channels Mileage

| MILEAGE BANDS | MONTHLY RATE[1] |          | (C) |
|---------------|-----------------|----------|-----|
|               | FIXED           | PER MILE |     |
| 0             | —               | —        | (C) |
| Over 0 to 8   | \$650.00        | \$100.00 |     |
| Over 8 to 25  | 650.00          | 106.00   |     |
| Over 25 to 50 | 813.00          | 119.00   |     |
| Over 50       | 938.00          | 131.00   |     |

[1] Applicable for Shared Use only. These rates are assessed (in lieu of Pricing Plan rates) for Switched Access Services provided in a non-pricing plan state.

## ACCESS SERVICE

## 6. SWITCHED ACCESS SERVICE

## 6.8 RATES AND CHARGES

## 6.8.1 SWITCHED TRANSPORT

## D. Synchronous Service Transport

## 1. Monthly

## a. Bandwidth Capacity of 155.52 Mbps (OC3) (Cont'd)

|   | MONTHLY<br>RATE[1] | (C) |
|---|--------------------|-----|
| • Central Office Connecting Channel,<br>per arrangement   | \$10.00            | (C) |
| • Port-to-Port Connecting Arrangement,<br>per arrangement | 10.00              | (C) |
| • CO Multiplexing,<br>per fixed period                    |                    |     |
| - DS1 to Voice Grade,<br>per multiplexing arrangement     | [2]                | (C) |
| - DS3 to DS1,<br>per multiplexing arrangement             | [2]                | (C) |

[1] Applicable for Shared Use only. These rates are assessed (in lieu of Pricing Plan rates) for Switched Access Services provided in a non-pricing plan state.

[2] See 6.8.1.F.5., following, for applicable rate.

## ACCESS SERVICE

## 6. SWITCHED ACCESS SERVICE

## 6.8 RATES AND CHARGES

## 6.8.1 SWITCHED TRANSPORT

## D. Synchronous Service Transport

## 1. Monthly (Cont'd)

## b. Bandwidth Capacity of 622.08 Mbps (OC12)

|   | MONTHLY<br>RATE[1] | (C) |
|---|--------------------|-----|
| • Central Office (CO) Node                  | \$3,669.00         | (C) |
| • Remote Central Office<br>(RCO) Node       | 1,050.00           | (C) |
| • CO Port - DS1, per port                   | 25.00              | (C) |
| • CO Port - DS3, per port                   | 46.00              | (C) |
| • CO Port - OC3, per port                   | 106.00             | (C) |
| • SST Remote Node, per<br>customer premises | \$2,891.00         | (C) |
| • SST Remote Port - DS1,<br>per port        | 25.00              | (C) |
| • SST Remote Port - DS3,<br>per port        | 41.00              | (C) |
| • SST Remote Port - OC3,<br>per port        | 108.00             | (C) |

[1] Applicable for Shared Use only. These rates are assessed (in lieu of Pricing Plan rates) for Switched Access Services provided in a non-pricing plan state.

## ACCESS SERVICE

## 6. SWITCHED ACCESS SERVICE

## 6.8 RATES AND CHARGES

## 6.8.1 SWITCHED TRANSPORT

## D. Synchronous Service Transport

## 1. Monthly

## b. Bandwidth Capacity of 622.08 Mbps (OC12) (Cont'd)

## • Transport Channels Mileage

| MILEAGE BANDS | MONTHLY RATE[1] |          | (C) |
|---------------|-----------------|----------|-----|
|               | FIXED           | PER MILE |     |
| 0             | —               | —        | (C) |
| Over 0 to 8   | \$2,100.00      | \$281.00 | (C) |
| Over 8 to 25  | 2,100.00        | 315.00   |     |
| Over 25 to 50 | 3,000.00        | 315.00   |     |
| Over 50       | 3,500.00        | 315.00   |     |

[1] Applicable for Shared Use only. These rates are assessed (in lieu of Pricing Plan rates) for Switched Access Services provided in a non-pricing plan state.

## ACCESS SERVICE

## 6. SWITCHED ACCESS SERVICE

## 6.8 RATES AND CHARGES

## 6.8.1 SWITCHED TRANSPORT

## D. Synchronous Service Transport

## 1. Monthly

## b. Bandwidth Capacity of 622.08 Mbps (OC12) (Cont'd)

|   | MONTHLY<br>RATE[1] | (C) |
|---|--------------------|-----|
| • Central Office Connecting Channel,<br>per arrangement   | \$ 10.00           | (C) |
| • Port-to-Port Connecting Arrangement,<br>per arrangement | 10.00              | (C) |
| • CO Multiplexing,<br>per fixed period                    |                    |     |
| - DS1 to Voice Grade,<br>per multiplexing arrangement     | [2]                | (C) |
| - DS3 to DS1,<br>per multiplexing arrangement             | [2]                | (C) |
| - OC3 CO Multiplexing,<br>per arrangement                 | 500.00             | (C) |

[1] Applicable for Shared Use only. These rates are assessed (in lieu of Pricing Plan rates) for Switched Access Services provided in a non-pricing plan state.

[2] See 6.8.1.F.5., following, for applicable rate.



## ACCESS SERVICE

## 6. SWITCHED ACCESS SERVICE

## 6.8 RATES AND CHARGES

## 6.8.1 SWITCHED TRANSPORT

## D. Synchronous Service Transport

## 1. Monthly (Cont'd)

## c. Bandwidth Capacity of 1.244 Gbps (OC24)

|   | MONTHLY<br>RATE[1] | (C) |
|---|--------------------|-----|
| • Central Office (CO) Node                  | \$6,300.00         | (C) |
| • Remote Central Office<br>(RCO) Node       | 1,900.00           | (C) |
| • CO Port - DS3, per port                   | 52.00              | (C) |
| • CO Port - OC3, per port                   | 240.00             | (C) |
| • CO Port - OC12, per port                  | 800.00             | (C) |
| • SST Remote Node, per<br>customer premises | 5,600.00           | (C) |
| • SST Remote Port - DS3,<br>per port        | 35.00              | (C) |
| • SST Remote Port - OC3,<br>per port        | 190.00             | (C) |
| • SST Remote Port - OC12,<br>per port       | 855.00             | (C) |

[1] Applicable for Shared Use only. These rates are assessed (in lieu of Pricing Plan rates) for Switched Access Services provided in a non-pricing plan state.

## ACCESS SERVICE

## 6. SWITCHED ACCESS SERVICE

## 6.8 RATES AND CHARGES

## 6.8.1 SWITCHED TRANSPORT

## D. Synchronous Service Transport

## 1. Monthly

## c. Bandwidth Capacity of 1.244 Gbps (OC24) (Cont'd)

## • Transport Channels Mileage

| MILEAGE BANDS | MONTHLY RATE[1] |          | (C) |
|---------------|-----------------|----------|-----|
|               | FIXED           | PER MILE |     |
| 0             | —               | —        | (C) |
| Over 0 to 8   | \$3,450.00      | \$450.00 |     |
| Over 8 to 25  | 3,450.00        | 450.00   |     |
| Over 25 to 50 | 5,250.00        | 450.00   |     |
| Over 50       | 6,125.00        | 550.00   |     |

[1] Applicable for Shared Use only. These rates are assessed (in lieu of Pricing Plan rates) for Switched Access Services provided in a non-pricing plan state.

## ACCESS SERVICE

## 6. SWITCHED ACCESS SERVICE

## 6.8 RATES AND CHARGES

## 6.8.1 SWITCHED TRANSPORT

## D. Synchronous Service Transport

## 1. Monthly

## c. Bandwidth Capacity of 1.244 Gbps (OC24) (Cont'd)

|   | MONTHLY<br>RATE[1] | (C) |
|---|--------------------|-----|
| • Central Office Connecting Channel,<br>per arrangement   | \$ 10.00           | (C) |
| • Port-to-Port Connecting Arrangement,<br>per arrangement | 10.00              | (C) |
| • CO Multiplexing,<br>per fixed period                    |                    |     |
| - DS3 to DS1,<br>per multiplexing arrangement             | [2]                | (C) |
| - OC3 CO Multiplexing,<br>per multiplexing arrangement    | 500.00             | (C) |

[1] Applicable for Shared Use only. These rates are assessed (in lieu of Pricing Plan rates) for Switched Access Services provided in a non-pricing plan state.

[2] See 6.8.1.F.5., following, for applicable rate.

## ACCESS SERVICE

## 6. SWITCHED ACCESS SERVICE

## 6.8 RATES AND CHARGES

## 6.8.1 SWITCHED TRANSPORT

## D. Synchronous Service Transport

## 1. Monthly (Cont'd)

## d. Bandwidth Capacity of 2.488 Gbps (OC48)

|   | MONTHLY<br>RATE[1] | (C) |
|---|--------------------|-----|
| • Central Office (CO) Node                  | \$11,659.00        | (C) |
| • Remote Central Office<br>(RCO) Node       | 3,500.00           | (C) |
| • CO Port - DS3, per port                   | 69.00              | (C) |
| • CO Port - OC3, per port                   | 182.00             | (C) |
| • CO Port - OC12, per port                  | 800.00             | (C) |
| • SST Remote Node, per<br>customer premises | 10,224.00          | (C) |
| • SST Remote Port - DS3,<br>per port        | 28.00              | (C) |
| • SST Remote Port - OC3,<br>per port        | 74.00              | (C) |
| • SST Remote Port - OC12,<br>per port       | 855.00             | (C) |

[1] Applicable for Shared Use only. These rates are assessed (in lieu of Pricing Plan rates) for Switched Access Services provided in a non-pricing plan state.

## ACCESS SERVICE

## 6. SWITCHED ACCESS SERVICE

## 6.8 RATES AND CHARGES

## 6.8.1 SWITCHED TRANSPORT

## D. Synchronous Service Transport

## 1. Monthly

## d. Bandwidth Capacity of 2.488 Gbps (OC48) (Cont'd)

## • Transport Channels Mileage

| MILEAGE BANDS | MONTHLY RATE[1] |          | (C) |
|---------------|-----------------|----------|-----|
|               | FIXED           | PER MILE |     |
| 0             | —               | —        | (C) |
| Over 0 to 8   | \$5,880.00      | \$550.00 |     |
| Over 8 to 25  | 5,880.00        | 550.00   |     |
| Over 25 to 50 | 8,188.00        | 550.00   |     |
| Over 50       | 9,700.00        | 650.00   |     |

[1] Applicable for Shared Use only. These rates are assessed (in lieu of Pricing Plan rates) for Switched Access Services provided in a non-pricing plan state.

## ACCESS SERVICE

## 6. SWITCHED ACCESS SERVICE

## 6.8 RATES AND CHARGES

## 6.8.1 SWITCHED TRANSPORT

## D. Synchronous Service Transport

## 1. Monthly

## d. Bandwidth Capacity of 2.488 Gbps (OC48) (Cont'd)

|   | MONTHLY<br>RATE[1] | (C) |
|---|--------------------|-----|
| • Central Office Connecting Channel,<br>per arrangement   | \$ 10.00           | (C) |
| • Port-to-Port Connecting Arrangement,<br>per arrangement | 10.00              | (C) |
| • CO Multiplexing,<br>per fixed period                    |                    |     |
| - DS3 TO DS1,<br>per multiplexing arrangement             | [2]                | (C) |
| - OC3 CO Multiplexing,<br>per multiplexing arrangement    | 500.00             | (C) |

[1] Applicable for Shared Use only. These rates are assessed (in lieu of Pricing Plan rates) for Switched Access Services provided in a non-pricing plan state.

[2] See 6.8.1.F.5., following, for applicable rate.

## ACCESS SERVICE

## 6. SWITCHED ACCESS SERVICE

## 6.8 RATES AND CHARGES

## 6.8.1 SWITCHED TRANSPORT

## D. Synchronous Service Transport

## 1. Monthly (Cont'd)

## e. Bandwidth Capacity of 9.952 Gbps (OC192)

|   | MONTHLY<br>RATE[1] | (C) |
|---|--------------------|-----|
| • Central Office (CO) Node                            | \$5,625.00         | (C) |
| • Central Office<br>Optical Drop Capability (OC96)    | 7,500.00           | (C) |
| • Central Office<br>Electrical Drop Capability (OC48) | 7,500.00           | (C) |
| • Remote Central Office<br>(RCO) Node                 | 4,375.00           | (C) |
| • CO Port - DS3, per port                             | 69.00              | (C) |
| • CO Port - OC3, per port                             | 313.00             | (C) |
| • CO Port - OC12, per port                            | 938.00             | (C) |
| • CO Port - OC48, per port                            | 1,156.00           | (C) |

[1] Applicable for Shared Use only. Monthly SST rates are assessed in lieu of SST Pricing Plan rates for Switched Access Services provided in a non-pricing plan state.

## ACCESS SERVICE

## 6. SWITCHED ACCESS SERVICE

## 6.8 RATES AND CHARGES

## 6.8.1 SWITCHED TRANSPORT

## D. Synchronous Service Transport

## 1. Monthly

## e. Bandwidth Capacity of 9.952 Gbps (OC192) (Cont'd)

|   | MONTHLY<br>RATE[1] | (C) |
|---|--------------------|-----|
| • SST Remote Node, per customer premises        | \$5,625.00         | (C) |
| • SST Remote, Optical Drop Capability (OC96)    | 7,500.00           | (C) |
| • SST Remote, Electrical Drop Capability (OC48) | 7,500.00           | (C) |
| • SST Remote Port - DS3, per port               | 69.00              | (C) |
| • SST Remote Port - OC3, per port               | 313.00             | (C) |
| • SST Remote Port - OC12, per port              | 938.00             | (C) |
| • SST Remote Port - OC48, per port              | 1,156.00           | (C) |

[1] Applicable for Shared Use only. Monthly SST rates are assessed in lieu of SST Pricing Plan rates for Switched Access Services provided in a non-pricing plan state.



## ACCESS SERVICE

## 6. SWITCHED ACCESS SERVICE

## 6.8 RATES AND CHARGES

## 6.8.1 SWITCHED TRANSPORT

## D. Synchronous Service Transport

## 1. Monthly

## e. Bandwidth Capacity of 9.952 Gbps (OC192) (Cont'd)

## • Transport Channels Mileage

| MILEAGE BANDS | MONTHLY RATE[1] |          |
|---------------|-----------------|----------|
|               | FIXED           | PER MILE |
| 0             | —               | —        |
| Over 0 to 8   | \$9,375.00      | \$688.00 |
| Over 8 to 25  | 9,375.00        | 688.00   |
| Over 25 to 50 | 9,375.00        | 688.00   |
| Over 50       | 9,375.00        | 813.00   |

(C)

(C)

[1] Applicable for Shared Use only. Monthly SST rates are assessed in lieu of SST Pricing Plan rates for Switched Access Services provided in a non-pricing plan state.

## ACCESS SERVICE

## 6. SWITCHED ACCESS SERVICE

## 6.8 RATES AND CHARGES

## 6.8.1 SWITCHED TRANSPORT

## D. Synchronous Service Transport

## 1. Monthly

## e. Bandwidth Capacity of 9.952 Gbps (OC192) (Cont'd)

|   | MONTHLY<br>RATE[1] | (C)        |
|---|--------------------|------------|
| • Central Office Connecting Channel,<br>per arrangement   | \$ 10.00           | (C)        |
| • Port-to-Port Connecting Arrangement,<br>per arrangement | 10.00              | (C)        |
| • CO Multiplexing,<br>per fixed period                    |                    |            |
| - DS3 TO DS1,<br>per multiplexing arrangement             | [2]                | (C)        |
| - OC3 CO Multiplexing,<br>per multiplexing arrangement    | 500.00             | (C)<br>(C) |

[1] Applicable for Shared Use only. Monthly SST rates are assessed in lieu of SST Pricing Plan rates for Switched Access Services provided in a non-pricing plan state.

[2] See 6.8.1.F.5., following, for applicable rate.

## ACCESS SERVICE

## 6. SWITCHED ACCESS SERVICE

## 6.8 RATES AND CHARGES

## 6.8.1 SWITCHED TRANSPORT

## D. Synchronous Service Transport (Cont'd)

## 2. 12 Months

## a. Bandwidth Capacity of 155.52 Mbps (OC3)

|   | MONTHLY<br>RATE[1] | (C) |
|---|--------------------|-----|
| • Central Office (CO) Node                  | \$1,504.00         | (C) |
| • Remote Central Office<br>(RCO) Node       | 340.00             | (C) |
| • CO Port - DS1, per port                   | 10.00              | (C) |
| • CO Port - DS3, per port                   | 68.00              | (C) |
| • SST Remote Node, per<br>customer premises | \$795.00           | (C) |
| • SST Remote Port - DS1,<br>per port        | 10.00              | (C) |
| • SST Remote Port - DS3,<br>per port        | 61.00              | (C) |

[1] Applicable for Shared Use only. Monthly SST rates are assessed in lieu of SST Pricing Plan rates for Switched Access Services provided in a non-pricing plan state.

## ACCESS SERVICE

## 6. SWITCHED ACCESS SERVICE

## 6.8 RATES AND CHARGES

## 6.8.1 SWITCHED TRANSPORT

## D. Synchronous Service Transport

## 2. 12 Months

## a. Bandwidth Capacity of 155.52 Mbps (OC3) (Cont'd)

## • Transport Channels Mileage

| MILEAGE BANDS | MONTHLY RATE[1] |          | (C) |
|---------------|-----------------|----------|-----|
|               | FIXED           | PER MILE |     |
| 0             | —               | —        | (C) |
| Over 0 to 8   | \$630.00        | \$ 97.00 |     |
| Over 8 to 25  | 630.00          | 103.00   |     |
| Over 25 to 50 | 788.00          | 115.00   |     |
| Over 50       | 909.00          | 127.00   |     |

[1] Applicable for Shared Use only. Monthly SST rates are assessed in lieu of SST Pricing Plan rates for Switched Access Services provided in a non-pricing plan state.

## ACCESS SERVICE

## 6. SWITCHED ACCESS SERVICE

## 6.8 RATES AND CHARGES

## 6.8.1 SWITCHED TRANSPORT

## D. Synchronous Service Transport

## 2. 12 Months

## a. Bandwidth Capacity of 155.52 Mbps (OC3) (Cont'd)

|   | MONTHLY<br>RATE[1] | (C) |
|---|--------------------|-----|
| • Central Office Connecting Channel,<br>per arrangement   | \$10.00            | (C) |
| • Port-to-Port Connecting Arrangement,<br>per arrangement | 10.00              | (C) |
| • CO Multiplexing,<br>per fixed period                    |                    |     |
| - DS1 to Voice Grade,<br>per multiplexing arrangement     | [2]                | (C) |
| - DS3 to DS1,<br>per multiplexing arrangement             | [2]                | (C) |

[1] Applicable for Shared Use only. Monthly SST rates are assessed in lieu of SST Pricing Plan rates for Switched Access Services provided in a non-pricing plan state.

[2] See 6.8.1.F.5., following, for applicable rate.

## ACCESS SERVICE

## 6. SWITCHED ACCESS SERVICE

## 6.8 RATES AND CHARGES

## 6.8.1 SWITCHED TRANSPORT

## D. Synchronous Service Transport

## 2. 12 Months (Cont'd)

## b. Bandwidth Capacity of 622.08 Mbps (OC12)

|   | MONTHLY<br>RATE[1] | (C) |
|---|--------------------|-----|
| • Central Office (CO) Node                  | \$3,560.00         | (C) |
| • Remote Central Office<br>(RCO) Node       | 1,019.00           | (C) |
| • CO Port - DS1, per port                   | 24.00              | (C) |
| • CO Port - DS3, per port                   | 45.00              | (C) |
| • CO Port - OC3, per port                   | 103.00             | (C) |
| • SST Remote Node, per<br>customer premises | 2,804.00           | (C) |
| • SST Remote Port - DS1,<br>per port        | 24.00              | (C) |
| • SST Remote Port - DS3,<br>per port        | 40.00              | (C) |
| • SST Remote Port - OC3,<br>per port        | 106.00             | (C) |

[1] Applicable for Shared Use only. Monthly SST rates are assessed in lieu of SST Pricing Plan rates for Switched Access Services provided in a non-pricing plan state.

## ACCESS SERVICE

## 6. SWITCHED ACCESS SERVICE

## 6.8 RATES AND CHARGES

## 6.8.1 SWITCHED TRANSPORT

## D. Synchronous Service Transport

## 2. 12 Months

## b. Bandwidth Capacity of 622.08 Mbps (OC12) (Cont'd)

## • Transport Channels Mileage

| MILEAGE BANDS | MONTHLY RATE[1] |          | (C) |
|---------------|-----------------|----------|-----|
|               | FIXED           | PER MILE |     |
| 0             | —               | —        | (C) |
| Over 0 to 8   | \$2,037.00      | \$273.00 |     |
| Over 8 to 25  | 2,037.00        | 305.00   |     |
| Over 25 to 50 | 2,910.00        | 306.00   |     |
| Over 50       | 3,395.00        | 305.00   |     |

[1] Applicable for Shared Use only. Monthly SST rates are assessed in lieu of SST Pricing Plan rates for Switched Access Services provided in a non-pricing plan state.

## ACCESS SERVICE

## 6. SWITCHED ACCESS SERVICE

## 6.8 RATES AND CHARGES

## 6.8.1 SWITCHED TRANSPORT

## D. Synchronous Service Transport

## 2. 12 Months

## b. Bandwidth Capacity of 622.08 Mbps (OC12) (Cont'd)

|   | MONTHLY<br>RATE[1] | (C) |
|---|--------------------|-----|
| • Central Office Connecting Channel,<br>per arrangement   | \$ 10.00           | (C) |
| • Port-to-Port Connecting Arrangement,<br>per arrangement | 10.00              | (C) |
| • CO Multiplexing,<br>per fixed period                    |                    |     |
| - DS1 to Voice Grade,<br>per multiplexing arrangement     | [2]                | (C) |
| - DS3 to DS1,<br>per multiplexing arrangement             | [2]                | (C) |
| - OC3 CO Multiplexing,<br>per arrangement                 | 485.00             | (C) |

[1] Applicable for Shared Use only. Monthly SST rates are assessed in lieu of SST Pricing Plan rates for Switched Access Services provided in a non-pricing plan state.

[2] See 6.8.1.F.5., following, for applicable rate.



## ACCESS SERVICE

## 6. SWITCHED ACCESS SERVICE

## 6.8 RATES AND CHARGES

## 6.8.1 SWITCHED TRANSPORT

## D. Synchronous Service Transport

## 2. 12 Months (Cont'd)

## c. Bandwidth Capacity of 1.244 Gbps (OC24)

|   | MONTHLY<br>RATE[1] | (C) |
|---|--------------------|-----|
| • Central Office (CO) Node                  | \$6,111.00         | (C) |
| • Remote Central Office<br>(RCO) Node       | 1,843.00           | (C) |
| • CO Port - DS3, per port                   | 50.00              | (C) |
| • CO Port - OC3, per port                   | 233.00             | (C) |
| • CO Port - OC12, per port                  | 776.00             | (C) |
| • SST Remote Node, per<br>customer premises | 5,432.00           | (C) |
| • SST Remote Port- DS3,<br>per port         | 34.00              | (C) |
| • SST Remote Port - OC3,<br>per port        | 184.00             | (C) |
| • SST Remote Port - OC12,<br>per port       | 830.00             | (C) |

[1] Applicable for Shared Use only. Monthly SST rates are assessed in lieu of SST Pricing Plan rates for Switched Access Services provided in a non-pricing plan state.

## ACCESS SERVICE

## 6. SWITCHED ACCESS SERVICE

## 6.8 RATES AND CHARGES

## 6.8.1 SWITCHED TRANSPORT

## D. Synchronous Service Transport

## 2. 12 Months

## c. Bandwidth Capacity of 1.244 Gbps (OC24) (Cont'd)

## • Transport Channels Mileage

| MILEAGE BANDS | MONTHLY RATE[1] |          | (C) |
|---------------|-----------------|----------|-----|
|               | FIXED           | PER MILE |     |
| 0             | —               | —        | (C) |
| Over 0 to 8   | \$3,346.00      | \$436.00 |     |
| Over 8 to 25  | 3,346.00        | 437.00   |     |
| Over 25 to 50 | 5,093.00        | 436.00   |     |
| Over 50       | 5,941.00        | 533.00   |     |

[1] Applicable for Shared Use only. Monthly SST rates are assessed in lieu of SST Pricing Plan rates for Switched Access Services provided in a non-pricing plan state.

## ACCESS SERVICE

## 6. SWITCHED ACCESS SERVICE

## 6.8 RATES AND CHARGES

## 6.8.1 SWITCHED TRANSPORT

## D. Synchronous Service Transport

## 2. 12 Months

## c. Bandwidth Capacity of 1.244 Gbps (OC24) (Cont'd)

|   | MONTHLY<br>RATE[1] | (C) |
|---|--------------------|-----|
| • Central Office Connecting Channel,<br>per arrangement   | \$ 10.00           | (C) |
| • Port-to-Port Connecting Arrangement,<br>per arrangement | 10.00              | (C) |
| • CO Multiplexing,<br>per fixed period                    |                    |     |
| - DS3 to DS1,<br>per multiplexing arrangement             | [2]                | (C) |
| - OC3 CO Multiplexing,<br>per multiplexing arrangement    | 485.00             | (C) |

[1] Applicable for Shared Use only. Monthly SST rates are assessed in lieu of SST Pricing Plan rates for Switched Access Services provided in a non-pricing plan state.

[2] See 6.8.1.F.5., following, for applicable rate.

## ACCESS SERVICE

## 6. SWITCHED ACCESS SERVICE

## 6.8 RATES AND CHARGES

## 6.8.1 SWITCHED TRANSPORT

## D. Synchronous Service Transport

## 2. 12 Months (Cont'd)

## d. Bandwidth Capacity of 2.488 Gbps (OC48)

|   | MONTHLY<br>RATE[1] | (C) |
|---|--------------------|-----|
| • Central Office (CO) Node                  | \$11,324.00        | (C) |
| • Remote Central Office<br>(RCO) Node       | 3,395.00           | (C) |
| • CO Port - DS3, per port                   | 67.00              | (C) |
| • CO Port - OC3, per port                   | 177.00             | (C) |
| • CO Port - OC12, per port                  | 776.00             | (C) |
| • SST Remote Node, per<br>customer premises | 9,888.00           | (C) |
| • SST Remote Port - DS3,<br>per port        | 27.00              | (C) |
| • SST Remote Port - OC3,<br>per port        | 71.00              | (C) |
| • SST Remote Port - OC12,<br>per port       | 830.00             | (C) |

[1] Applicable for Shared Use only. Monthly SST rates are assessed in lieu of SST Pricing Plan rates for Switched Access Services provided in a non-pricing plan state.

## ACCESS SERVICE

## 6. SWITCHED ACCESS SERVICE

## 6.8 RATES AND CHARGES

## 6.8.1 SWITCHED TRANSPORT

## D. Synchronous Service Transport

## 2. 12 Months

## d. Bandwidth Capacity of 2.488 Gbps (OC48) (Cont'd)

## • Transport Channels Mileage

| MILEAGE BANDS | MONTHLY RATE[1] |          |
|---------------|-----------------|----------|
|               | FIXED           | PER MILE |
| 0             | —               | —        |
| Over 0 to 8   | \$5,703.00      | \$533.00 |
| Over 8 to 25  | 5,703.00        | 534.00   |
| Over 25 to 50 | 7,942.00        | 533.00   |
| Over 50       | 9,409.00        | 630.00   |

(C)

(C)

[1] Applicable for Shared Use only. Monthly SST rates are assessed in lieu of SST Pricing Plan rates for Switched Access Services provided in a non-pricing plan state.

## ACCESS SERVICE

## 6. SWITCHED ACCESS SERVICE

## 6.8 RATES AND CHARGES

## 6.8.1 SWITCHED TRANSPORT

## D. Synchronous Service Transport

## 2. 12 Months

## d. Bandwidth Capacity of 2.488 Gbps (OC48) (Cont'd)

|   | MONTHLY<br>RATE[1] | (C) |
|---|--------------------|-----|
| • Central Office Connecting Channel,<br>per arrangement   | \$ 10.00           | (C) |
| • Port-to-Port Connecting Arrangement,<br>per arrangement | 10.00              | (C) |
| • CO Multiplexing,<br>per fixed period                    |                    |     |
| - DS3 TO DS1,<br>per multiplexing arrangement             | [2]                | (C) |
| - OC3 CO Multiplexing,<br>per multiplexing arrangement    | 485.00             | (C) |

[1] Applicable for Shared Use only. Monthly SST rates are assessed in lieu of SST Pricing Plan rates for Switched Access Services provided in a non-pricing plan state.

[2] See 6.8.1.F.5., following, for applicable rate.

## ACCESS SERVICE

## 6. SWITCHED ACCESS SERVICE

## 6.8 RATES AND CHARGES

## 6.8.1 SWITCHED TRANSPORT

## D. Synchronous Service Transport

## 2. 12 Months (Cont'd)

## e. Bandwidth Capacity of 9.952 Gbps (OC192)

|   | USOC  | MONTHLY<br>RATE[1] | (C) |
|---|-------|--------------------|-----|
| • Central Office (CO) Node                            | S3N   | \$5,456.00         | (C) |
| • Central Office<br>Optical Drop Capability (OC96)    | FDOEO | 7,275.00           | (C) |
| • Central Office<br>Electrical Drop Capability (OC48) | FDOFE | 7,275.00           | (C) |
| • Remote Central Office<br>(RCO) Node                 | R2N   | 4,244.00           | (C) |
| • CO Port - DS3, per port                             | SCPBX | 67.00              | (C) |
| • CO Port - OC3, per port                             | SCPCX | 303.00             | (C) |
| • CO Port - OC12, per port                            | SCPDX | 909.00             | (C) |
| • CO Port - OC48, per port                            | SCPEX | 1,122.00           | (C) |

[1] Applicable for Shared Use only. Monthly SST rates are assessed in lieu of SST Pricing Plan rates for Switched Access Services provided in a non-pricing plan state.

## ACCESS SERVICE

## 6. SWITCHED ACCESS SERVICE

## 6.8 RATES AND CHARGES

## 6.8.1 SWITCHED TRANSPORT

## D. Synchronous Service Transport

## 2. 12 Months

## e. Bandwidth Capacity of 9.952 Gbps (OC192) (Cont'd)

|   | MONTHLY<br>RATE[1] | (C) |
|---|--------------------|-----|
| • SST Remote Node, per customer premises        | \$5,456.00         | (C) |
| • SST Remote, Optical Drop Capability (OC96)    | 7,275.00           | (C) |
| • SST Remote, Electrical Drop Capability (OC48) | 7,275.00           | (C) |
| • SST Remote Port - DS3, per port               | 67.00              | (C) |
| • SST Remote Port - OC3, per port               | 303.00             | (C) |
| • SST Remote Port - OC12, per port              | 909.00             | (C) |
| • SST Remote Port - OC48, per port              | 1,122.00           | (C) |

[1] Applicable for Shared Use only. Monthly SST rates are assessed in lieu of SST Pricing Plan rates for Switched Access Services provided in a non-pricing plan state.



## ACCESS SERVICE

## 6. SWITCHED ACCESS SERVICE

## 6.8 RATES AND CHARGES

## 6.8.1 SWITCHED TRANSPORT

## D. Synchronous Service Transport

## 2. 12 Months

## e. Bandwidth Capacity of 9.952 Gbps (OC192) (Cont'd)

## • Transport Channels Mileage

| MILEAGE BANDS | MONTHLY RATE[1] |          |
|---------------|-----------------|----------|
|               | FIXED           | PER MILE |
| 0             | —               | —        |
| Over 0 to 8   | \$9,094.00      | \$667.00 |
| Over 8 to 25  | 9,094.00        | 667.00   |
| Over 25 to 50 | 9,094.00        | 667.00   |
| Over 50       | 9,094.00        | 788.00   |

(C)

(C)

[1] Applicable for Shared Use only. Monthly SST rates are assessed in lieu of SST Pricing Plan rates for Switched Access Services provided in a non-pricing plan state.

## ACCESS SERVICE

## 6. SWITCHED ACCESS SERVICE

## 6.8 RATES AND CHARGES

## 6.8.1 SWITCHED TRANSPORT

## D. Synchronous Service Transport

## 2. 12 Months

## e. Bandwidth Capacity of 9.952 Gbps (OC192) (Cont'd)

|   | MONTHLY<br>RATE[1] | (C) |
|---|--------------------|-----|
| • Central Office Connecting Channel,<br>per arrangement   | \$ 10.00           | (C) |
| • Port-to-Port Connecting Arrangement,<br>per arrangement | 10.00              | (C) |
| • CO Multiplexing,<br>per fixed period                    |                    |     |
| - DS3 TO DS1,<br>per multiplexing arrangement             | [2]                | (C) |
| - OC3 CO Multiplexing,<br>per multiplexing arrangement    | 485.00             | (C) |

[1] Applicable for Shared Use only. Monthly SST rates are assessed in lieu of SST Pricing Plan rates for Switched Access Services provided in a non-pricing plan state.

[2] See 6.8.1.F.5., following, for applicable rate.

## ACCESS SERVICE

## 6. SWITCHED ACCESS SERVICE

## 6.8 RATES AND CHARGES

## 6.8.1 SWITCHED TRANSPORT

## D. Synchronous Service Transport (Cont'd)

## 3. 24 Months

## a. Bandwidth Capacity of 155.52 Mbps (OC3)

|   | MONTHLY<br>RATE[1] | (C) |
|---|--------------------|-----|
| • Central Office (CO) Node                  | \$1,457.00         | (C) |
| • Remote Central Office<br>(RCO) Node       | 333.00             | (C) |
| • CO Port - DS1, per port                   | 10.00              | (C) |
| • CO Port - DS3, per port                   | 66.00              | (C) |
| • SST Remote Node, per<br>customer premises | 779.00             | (C) |
| • SST Remote Port - DS1,<br>per port        | 10.00              | (C) |
| • SST Remote Port - DS3,<br>per port        | 59.00              | (C) |

[1] Applicable for Shared Use only. Monthly SST rates are assessed in lieu of SST Pricing Plan rates for Switched Access Services provided in a non-pricing plan state.

## ACCESS SERVICE

## 6. SWITCHED ACCESS SERVICE

## 6.8 RATES AND CHARGES

## 6.8.1 SWITCHED TRANSPORT

## D. Synchronous Service Transport

## 3. 24 Months

## a. Bandwidth Capacity of 155.52 Mbps (OC3) (Cont'd)

## • Transport Channels Mileage

| MILEAGE BANDS | MONTHLY RATE[1] |          | (C) |
|---------------|-----------------|----------|-----|
|               | FIXED           | PER MILE |     |
| 0             | —               | —        | (C) |
| Over 0 to 8   | \$618.00        | \$ 95.00 |     |
| Over 8 to 25  | 618.00          | 101.00   |     |
| Over 25 to 50 | 772.00          | 113.00   |     |
| Over 50       | 891.00          | 125.00   |     |

[1] Applicable for Shared Use only. Monthly SST rates are assessed in lieu of SST Pricing Plan rates for Switched Access Services provided in a non-pricing plan state.

## ACCESS SERVICE

## 6. SWITCHED ACCESS SERVICE

## 6.8 RATES AND CHARGES

## 6.8.1 SWITCHED TRANSPORT

## D. Synchronous Service Transport

## 3. 24 Months

## a. Bandwidth Capacity of 155.52 Mbps (OC3) (Cont'd)

|   | MONTHLY<br>RATE[1] | (C) |
|---|--------------------|-----|
| • Central Office Connecting Channel,<br>per arrangement   | \$10.00            | (C) |
| • Port-to-Port Connecting Arrangement,<br>per arrangement | 10.00              | (C) |
| • CO Multiplexing,<br>per fixed period                    |                    |     |
| - DS1 to Voice Grade,<br>per multiplexing arrangement     | [2]                | (C) |
| - DS3 to DS1,<br>per multiplexing arrangement             | [2]                | (C) |

[1] Applicable for Shared Use only. Monthly SST rates are assessed in lieu of SST Pricing Plan rates for Switched Access Services provided in a non-pricing plan state.

[2] See 6.8.1.F.5., following, for applicable rate.

## ACCESS SERVICE

## 6. SWITCHED ACCESS SERVICE

## 6.8 RATES AND CHARGES

## 6.8.1 SWITCHED TRANSPORT

## D. Synchronous Service Transport

## 3. 24 Months (Cont'd)

## b. Bandwidth Capacity of 622.08 Mbps (OC12)

|   | MONTHLY<br>RATE[1] | (C) |
|---|--------------------|-----|
| • Central Office (CO) Node                  | \$3,448.00         | (C) |
| • Remote Central Office<br>(RCO) Node       | 998.00             | (C) |
| • CO Port - DS1, per port                   | 24.00              | (C) |
| • CO Port - DS3, per port                   | 44.00              | (C) |
| • CO Port - OC3, per port                   | 100.00             | (C) |
| • SST Remote Node, per<br>customer premises | 2,718.00           | (C) |
| • SST Remote Port - DS1,<br>per port        | 24.00              | (C) |
| • SST Remote Port - DS3,<br>per port        | 38.00              | (C) |
| • SST Remote Port - OC3,<br>per port        | 100.00             | (C) |

[1] Applicable for Shared Use only. Monthly SST rates are assessed in lieu of SST Pricing Plan rates for Switched Access Services provided in a non-pricing plan state.

## ACCESS SERVICE

## 6. SWITCHED ACCESS SERVICE

## 6.8 RATES AND CHARGES

## 6.8.1 SWITCHED TRANSPORT

## D. Synchronous Service Transport

## 3. 24 Months

## b. Bandwidth Capacity of 622.08 Mbps (OC12) (Cont'd)

## • Transport Channels Mileage

| MILEAGE BANDS | MONTHLY RATE[1] |          | (C) |
|---------------|-----------------|----------|-----|
|               | FIXED           | PER MILE |     |
| 0             | —               | —        | (C) |
| Over 0 to 8   | \$1,995.00      | \$267.00 |     |
| Over 8 to 25  | 1,995.00        | 299.00   |     |
| Over 25 to 50 | 2,850.00        | 299.00   |     |
| Over 50       | 3,325.00        | 299.00   |     |

[1] Applicable for Shared Use only. Monthly SST rates are assessed in lieu of SST Pricing Plan rates for Switched Access Services provided in a non-pricing plan state.

## ACCESS SERVICE

## 6. SWITCHED ACCESS SERVICE

## 6.8 RATES AND CHARGES

## 6.8.1 SWITCHED TRANSPORT

## D. Synchronous Service Transport

## 3. 24 Months

## b. Bandwidth Capacity of 622.08 Mbps (OC12) (Cont'd)

|   | MONTHLY<br>RATE[1] | (C) |
|---|--------------------|-----|
| • Central Office Connecting Channel,<br>per arrangement   | \$ 10.00           | (C) |
| • Port-to-Port Connecting Arrangement,<br>per arrangement | 10.00              | (C) |
| • CO Multiplexing,<br>per fixed period                    |                    |     |
| - DS1 to Voice Grade,<br>per multiplexing arrangement     | [2]                | (C) |
| - DS3 to DS1,<br>per multiplexing arrangement             | [2]                | (C) |
| - OC3 CO Multiplexing,<br>per arrangement                 | 475.00             | (C) |

[1] Applicable for Shared Use only. Monthly SST rates are assessed in lieu of SST Pricing Plan rates for Switched Access Services provided in a non-pricing plan state.

[2] See 6.8.1.F.5., following, for applicable rate.



## ACCESS SERVICE

## 6. SWITCHED ACCESS SERVICE

## 6.8 RATES AND CHARGES

## 6.8.1 SWITCHED TRANSPORT

## D. Synchronous Service Transport

## 3. 24 Months (Cont'd)

## c. Bandwidth Capacity of 1.244 Gbps (OC24)

|   | MONTHLY<br>RATE[1] | (C) |
|---|--------------------|-----|
| • Central Office (CO) Node                  | \$5,922.00         | (C) |
| • Remote Central Office<br>(RCO) Node       | 1,805.00           | (C) |
| • CO Port - DS3, per port                   | 49.00              | (C) |
| • CO Port - OC3, per port                   | 226.00             | (C) |
| • CO Port - OC12, per port                  | 760.00             | (C) |
| • SST Remote Node, per<br>customer premises | 5,264.00           | (C) |
| • SST Remote Port - DS3,<br>per port        | 33.00              | (C) |
| • SST Remote Port - OC3,<br>per port        | 179.00             | (C) |
| • SST Remote Port - OC12,<br>per port       | 812.00             | (C) |

[1] Applicable for Shared Use only. Monthly SST rates are assessed in lieu of SST Pricing Plan rates for Switched Access Services provided in a non-pricing plan state.

## ACCESS SERVICE

## 6. SWITCHED ACCESS SERVICE

## 6.8 RATES AND CHARGES

## 6.8.1 SWITCHED TRANSPORT

## D. Synchronous Service Transport

## 3. 24 Months

## c. Bandwidth Capacity of 1.244 Gbps (OC24) (Cont'd)

## • Transport Channels Mileage

| MILEAGE BANDS | MONTHLY RATE[1] |          | (C) |
|---------------|-----------------|----------|-----|
|               | FIXED           | PER MILE |     |
| 0             | —               | —        | (C) |
| Over 0 to 8   | \$3,277.00      | \$427.00 |     |
| Over 8 to 25  | 3,277.00        | 427.00   |     |
| Over 25 to 50 | 4,988.00        | 428.00   |     |
| Over 50       | 5,819.00        | 522.00   |     |

[1] Applicable for Shared Use only. Monthly SST rates are assessed in lieu of SST Pricing Plan rates for Switched Access Services provided in a non-pricing plan state.

## ACCESS SERVICE

## 6. SWITCHED ACCESS SERVICE

## 6.8 RATES AND CHARGES

## 6.8.1 SWITCHED TRANSPORT

## D. Synchronous Service Transport

## 3. 24 Months

## c. Bandwidth Capacity of 1.244 Gbps (OC24) (Cont'd)

|   | MONTHLY<br>RATE[1] | (C) |
|---|--------------------|-----|
| • Central Office Connecting Channel,<br>per arrangement   | \$ 10.00           | (C) |
| • Port-to-Port Connecting Arrangement,<br>per arrangement | 10.00              | (C) |
| • CO Multiplexing,<br>per fixed period                    |                    |     |
| - DS3 to DS1,<br>per multiplexing arrangement             | [2]                | (C) |
| - OC3 CO Multiplexing,<br>per multiplexing arrangement    | 475.00             | (C) |

[1] Applicable for Shared Use only. Monthly SST rates are assessed in lieu of SST Pricing Plan rates for Switched Access Services provided in a non-pricing plan state.

[2] See 6.8.1.F.5., following, for applicable rate.

## ACCESS SERVICE

## 6. SWITCHED ACCESS SERVICE

## 6.8 RATES AND CHARGES

## 6.8.1 SWITCHED TRANSPORT

## D. Synchronous Service Transport

## 3. 24 Months (Cont'd)

## d. Bandwidth Capacity of 2.488 Gbps (OC48)

|   | MONTHLY<br>RATE[1] | (C) |
|---|--------------------|-----|
| • Central Office (CO) Node                  | \$10,939.00        | (C) |
| • Remote Central Office<br>(RCO) Node       | 3,325.00           | (C) |
| • CO Port - DS3, per port                   | 65.00              | (C) |
| • CO Port - OC3, per port                   | 172.00             | (C) |
| • CO Port - OC12, per port                  | 760.00             | (C) |
| • SST Remote Node, per<br>customer premises | 9,600.00           | (C) |
| • SST Remote Port - DS3,<br>per port        | 26.00              | (C) |
| • SST Remote Port - OC3,<br>per port        | 69.00              | (C) |
| • SST Remote Port - OC12,<br>per port       | 812.00             | (C) |

[1] Applicable for Shared Use only. Monthly SST rates are assessed in lieu of SST Pricing Plan rates for Switched Access Services provided in a non-pricing plan state.

## ACCESS SERVICE

## 6. SWITCHED ACCESS SERVICE

## 6.8 RATES AND CHARGES

## 6.8.1 SWITCHED TRANSPORT

## D. Synchronous Service Transport

## 3. 24 Months

## d. Bandwidth Capacity of 2.488 Gbps (OC48) (Cont'd)

## • Transport Channels Mileage

| MILEAGE BANDS | MONTHLY RATE[1] |          | (C) |
|---------------|-----------------|----------|-----|
|               | FIXED           | PER MILE |     |
| 0             | —               | —        | (C) |
| Over 0 to 8   | \$5,585.00      | \$522.00 |     |
| Over 8 to 25  | 5,585.00        | 522.00   |     |
| Over 25 to 50 | 7,778.00        | 522.00   |     |
| Over 50       | 9,215.00        | 617.00   |     |

[1] Applicable for Shared Use only. Monthly SST rates are assessed in lieu of SST Pricing Plan rates for Switched Access Services provided in a non-pricing plan state.

## ACCESS SERVICE

## 6. SWITCHED ACCESS SERVICE

## 6.8 RATES AND CHARGES

## 6.8.1 SWITCHED TRANSPORT

## D. Synchronous Service Transport

## 3. 24 Months

## d. Bandwidth Capacity of 2.488 Gbps (OC48) (Cont'd)

|   | MONTHLY<br>RATE[1] | (C) |
|---|--------------------|-----|
| • Central Office Connecting Channel,<br>per arrangement   | \$ 10.00           | (C) |
| • Port-to-Port Connecting Arrangement,<br>per arrangement | 10.00              | (C) |
| • CO Multiplexing,<br>per fixed period                    |                    |     |
| - DS3 TO DS1,<br>per multiplexing arrangement             | [2]                | (C) |
| - OC3 CO Multiplexing,<br>per multiplexing arrangement    | 475.00             | (C) |

[1] Applicable for Shared Use only. Monthly SST rates are assessed in lieu of SST Pricing Plan rates for Switched Access Services provided in a non-pricing plan state.

[2] See 6.8.1.F.5., following, for applicable rate.

## ACCESS SERVICE

## 6. SWITCHED ACCESS SERVICE

## 6.8 RATES AND CHARGES

## 6.8.1 SWITCHED TRANSPORT

## D. Synchronous Service Transport

## 3. 24 Months (Cont'd)

## e. Bandwidth Capacity of 9.952 Gbps (OC192)

|   | MONTHLY<br>RATE[1] | (C) |
|---|--------------------|-----|
| • Central Office (CO) Node                            | \$5,344.00         | (C) |
| • Central Office<br>Optical Drop Capability (OC96)    | 7,125.00           | (C) |
| • Central Office<br>Electrical Drop Capability (OC48) | 7,125.00           | (C) |
| • Remote Central Office<br>(RCO) Node                 | 4,156.00           | (C) |
| • CO Port - DS3, per port                             | 65.00              | (C) |
| • CO Port - OC3, per port                             | 297.00             | (C) |
| • CO Port - OC12, per port                            | 891.00             | (C) |
| • CO Port - OC48, per port                            | 1,098.00           | (C) |

[1] Applicable for Shared Use only. Monthly SST rates are assessed in lieu of SST Pricing Plan rates for Switched Access Services provided in a non-pricing plan state.

## ACCESS SERVICE

## 6. SWITCHED ACCESS SERVICE

## 6.8 RATES AND CHARGES

## 6.8.1 SWITCHED TRANSPORT

## D. Synchronous Service Transport

## 3. 24 Months

## e. Bandwidth Capacity of 9.952 Gbps (OC192) (Cont'd)

|   | MONTHLY<br>RATE[1] | (C) |
|---|--------------------|-----|
| • SST Remote Node, per customer premises        | \$5,344.00         | (C) |
| • SST Remote, Optical Drop Capability (OC96)    | 7,125.00           | (C) |
| • SST Remote, Electrical Drop Capability (OC48) | 7,125.00           | (C) |
| • SST Remote Port - DS3, per port               | 65.00              | (C) |
| • SST Remote Port - OC3, per port               | 297.00             | (C) |
| • SST Remote Port - OC12, per port              | 891.00             | (C) |
| • SST Remote Port - OC48, per port              | 1,098.00           | (C) |

[1] Applicable for Shared Use only. Monthly SST rates are assessed in lieu of SST Pricing Plan rates for Switched Access Services provided in a non-pricing plan state.



## ACCESS SERVICE

## 6. SWITCHED ACCESS SERVICE

## 6.8 RATES AND CHARGES

## 6.8.1 SWITCHED TRANSPORT

## D. Synchronous Service Transport

## 3. 24 Months

## e. Bandwidth Capacity of 9.952 Gbps (OC192) (Cont'd)

## • Transport Channels Mileage

| MILEAGE BANDS | MONTHLY RATE[1] |          | (C) |
|---------------|-----------------|----------|-----|
|               | FIXED           | PER MILE |     |
| 0             | —               | —        | (C) |
| Over 0 to 8   | \$8,906.00      | \$653.00 |     |
| Over 8 to 25  | 8,906.00        | 653.00   |     |
| Over 25 to 50 | 8,906.00        | 653.00   |     |
| Over 50       | 8,906.00        | 772.00   |     |

[1] Applicable for Shared Use only. Monthly SST rates are assessed in lieu of SST Pricing Plan rates for Switched Access Services provided in a non-pricing plan state.

## ACCESS SERVICE

## 6. SWITCHED ACCESS SERVICE

## 6.8 RATES AND CHARGES

## 6.8.1 SWITCHED TRANSPORT

## D. Synchronous Service Transport

## 3. 24 Months

## e. Bandwidth Capacity of 9.952 Gbps (OC192) (Cont'd)

|   | MONTHLY<br>RATE[1] | (C) |
|---|--------------------|-----|
| • Central Office Connecting Channel,<br>per arrangement   | \$ 10.00           | (C) |
| • Port-to-Port Connecting Arrangement,<br>per arrangement | 10.00              | (C) |
| • CO Multiplexing,<br>per fixed period                    |                    |     |
| - DS3 TO DS1,<br>per multiplexing arrangement             | [2]                | (C) |
| - OC3 CO Multiplexing,<br>per multiplexing arrangement    | 475.00             | (C) |

[1] Applicable for Shared Use only. Monthly SST rates are assessed in lieu of SST Pricing Plan rates for Switched Access Services provided in a non-pricing plan state.

[2] See 6.8.1.F.5., following, for applicable rate.

## ACCESS SERVICE

## 6. SWITCHED ACCESS SERVICE

## 6.8 RATES AND CHARGES

## 6.8.1 SWITCHED TRANSPORT

## D. Synchronous Service Transport (Cont'd)

## 4. 36 Months

## a. Bandwidth Capacity of 155.52 Mbps (OC3)

|   | MONTHLY<br>RATE[1] | (C) |
|---|--------------------|-----|
| • Central Office (CO) Node                  | \$1,395.00         | (C) |
| • Remote Central Office<br>(RCO) Node       | 315.00             | (C) |
| • CO Port - DS1, per port                   | 9.00               | (C) |
| • CO Port - DS3, per port                   | 63.00              | (C) |
| • SST Remote Node, per<br>customer premises | 738.00             | (C) |
| • SST Remote Port - DS1,<br>per port        | 9.00               | (C) |
| • SST Remote Port - DS3,<br>per port        | 57.00              | (C) |

[1] Applicable for Shared Use only. Monthly SST rates are assessed in lieu of SST Pricing Plan rates for Switched Access Services provided in a non-pricing plan state.

## ACCESS SERVICE

## 6. SWITCHED ACCESS SERVICE

## 6.8 RATES AND CHARGES

## 6.8.1 SWITCHED TRANSPORT

## D. Synchronous Service Transport

## 4. 36 Months

## a. Bandwidth Capacity of 155.52 Mbps (OC3) (Cont'd)

## • Transport Channels Mileage

| MILEAGE BANDS | MONTHLY RATE[1] |          |
|---------------|-----------------|----------|
|               | FIXED           | PER MILE |
| 0             | —               | —        |
| Over 0 to 8   | \$585.00        | \$ 90.00 |
| Over 8 to 25  | 585.00          | 96.00    |
| Over 25 to 50 | 731.00          | 107.00   |
| Over 50       | 844.00          | 118.00   |

(C)

(C)

[1] Applicable for Shared Use only. Monthly SST rates are assessed in lieu of SST Pricing Plan rates for Switched Access Services provided in a non-pricing plan state.

## ACCESS SERVICE

## 6. SWITCHED ACCESS SERVICE

## 6.8 RATES AND CHARGES

## 6.8.1 SWITCHED TRANSPORT

## D. Synchronous Service Transport

## 4. 36 Months

## a. Bandwidth Capacity of 155.52 Mbps (OC3) (Cont'd)

|   | MONTHLY<br>RATE[1] | (C) |
|---|--------------------|-----|
| • Central Office Connecting Channel,<br>per arrangement   | \$10.00            | (C) |
| • Port-to-Port Connecting Arrangement,<br>per arrangement | 10.00              | (C) |
| • CO Multiplexing,<br>per fixed period                    |                    |     |
| - DS1 to Voice Grade,<br>per multiplexing arrangement     | [2]                | (C) |
| - DS3 to DS1,<br>per multiplexing arrangement             | [2]                | (C) |

[1] Applicable for Shared Use only. Monthly SST rates are assessed in lieu of SST Pricing Plan rates for Switched Access Services provided in a non-pricing plan state.

[2] See 6.8.1.F.5., following, for applicable rate.

## ACCESS SERVICE

## 6. SWITCHED ACCESS SERVICE

## 6.8 RATES AND CHARGES

## 6.8.1 SWITCHED TRANSPORT

## D. Synchronous Service Transport

## 4. 36 Months (Cont'd)

## b. Bandwidth Capacity of 622.08 Mbps (OC12)

|   | MONTHLY<br>RATE[1] | (C) |
|---|--------------------|-----|
| • Central Office (CO) Node                  | \$3,301.00         | (C) |
| • Remote Central Office<br>(RCO) Node       | 945.00             | (C) |
| • CO Port - DS1, per port                   | 23.00              | (C) |
| • CO Port - DS3, per port                   | 41.00              | (C) |
| • CO Port - OC3, per port                   | 95.00              | (C) |
| • SST Remote Node, per<br>customer premises | 2,602.00           | (C) |
| • SST Remote Port - DS1,<br>per port        | 23.00              | (C) |
| • SST Remote Port - DS3,<br>per port        | 37.00              | (C) |
| • SST Remote Port - OC3,<br>per port        | 97.00              | (C) |

[1] Applicable for Shared Use only. Monthly SST rates are assessed in lieu of SST Pricing Plan rates for Switched Access Services provided in a non-pricing plan state.

## ACCESS SERVICE

## 6. SWITCHED ACCESS SERVICE

## 6.8 RATES AND CHARGES

## 6.8.1 SWITCHED TRANSPORT

## D. Synchronous Service Transport

## 4. 36 Months

## b. Bandwidth Capacity of 622.08 Mbps (OC12) (Cont'd)

## • Transport Channels Mileage

| MILEAGE BANDS | MONTHLY RATE[1] |          | (C) |
|---------------|-----------------|----------|-----|
|               | FIXED           | PER MILE |     |
| 0             | —               | —        | (C) |
| Over 0 to 8   | \$1,890.00      | \$253.00 |     |
| Over 8 to 25  | 1,890.00        | 283.00   |     |
| Over 25 to 50 | 2,700.00        | 284.00   |     |
| Over 50       | 3,150.00        | 283.00   |     |

[1] Applicable for Shared Use only. Monthly SST rates are assessed in lieu of SST Pricing Plan rates for Switched Access Services provided in a non-pricing plan state.

## ACCESS SERVICE

## 6. SWITCHED ACCESS SERVICE

## 6.8 RATES AND CHARGES

## 6.8.1 SWITCHED TRANSPORT

## D. Synchronous Service Transport

## 4. 36 Months

## b. Bandwidth Capacity of 622.08 Mbps (OC12) (Cont'd)

|   | MONTHLY<br>RATE[1] | (C) |
|---|--------------------|-----|
| • Central Office Connecting Channel,<br>per arrangement   | \$ 10.00           | (C) |
| • Port-to-Port Connecting Arrangement,<br>per arrangement | 10.00              | (C) |
| • CO Multiplexing,<br>per fixed period                    |                    |     |
| - DS1 to Voice Grade,<br>per multiplexing arrangement     | [2]                | (C) |
| - DS3 to DS1,<br>per multiplexing arrangement             | [2]                | (C) |
| - OC3 CO Multiplexing,<br>per arrangement                 | 450.00             | (C) |

[1] Applicable for Shared Use only. Monthly SST rates are assessed in lieu of SST Pricing Plan rates for Switched Access Services provided in a non-pricing plan state.

[2] See 6.8.1.F.5., following, for applicable rate.



## ACCESS SERVICE

## 6. SWITCHED ACCESS SERVICE

## 6.8 RATES AND CHARGES

## 6.8.1 SWITCHED TRANSPORT

## D. Synchronous Service Transport

## 4. 36 Months (Cont'd)

## c. Bandwidth Capacity of 1.244 Gbps (OC24)

|   | MONTHLY<br>RATE[1] | (C) |
|---|--------------------|-----|
| • Central Office (CO) Node                  | \$5,670.00         | (C) |
| • Remote Central Office<br>(RCO) Node       | 1,710.00           | (C) |
| • CO Port - DS3, per port                   | 47.00              | (C) |
| • CO Port - OC3, per port                   | 216.00             | (C) |
| • CO Port - OC12, per port                  | 720.00             | (C) |
| • SST Remote Node, per<br>customer premises | 5,040.00           | (C) |
| • SST Remote Port - DS3,<br>per port        | 32.00              | (C) |
| • SST Remote Port - OC3,<br>per port        | 171.00             | (C) |
| • SST Remote Port - OC12,<br>per port       | 770.00             | (C) |

[1] Applicable for Shared Use only. Monthly SST rates are assessed in lieu of SST Pricing Plan rates for Switched Access Services provided in a non-pricing plan state.

## ACCESS SERVICE

## 6. SWITCHED ACCESS SERVICE

## 6.8 RATES AND CHARGES

## 6.8.1 SWITCHED TRANSPORT

## D. Synchronous Service Transport

## 4. 36 Months

## c. Bandwidth Capacity of 1.244 Gbps (OC24) (Cont'd)

## • Transport Channels Mileage

| MILEAGE BANDS | MONTHLY RATE[1] |          | (C) |
|---------------|-----------------|----------|-----|
|               | FIXED           | PER MILE |     |
| 0             | —               | —        | (C) |
| Over 0 to 8   | \$3,105.00      | \$404.00 |     |
| Over 8 to 25  | 3,105.00        | 405.00   |     |
| Over 25 to 50 | 4,725.00        | 405.00   |     |
| Over 50       | 5,513.00        | 495.00   |     |

[1] Applicable for Shared Use only. Monthly SST rates are assessed in lieu of SST Pricing Plan rates for Switched Access Services provided in a non-pricing plan state.

## ACCESS SERVICE

## 6. SWITCHED ACCESS SERVICE

## 6.8 RATES AND CHARGES

## 6.8.1 SWITCHED TRANSPORT

## D. Synchronous Service Transport

## 4. 36 Months

## c. Bandwidth Capacity of 1.244 Gbps (OC24) (Cont'd)

|   | MONTHLY<br>RATE[1] | (C) |
|---|--------------------|-----|
| • Central Office Connecting Channel,<br>per arrangement   | \$ 10.00           | (C) |
| • Port-to-Port Connecting Arrangement,<br>per arrangement | 10.00              | (C) |
| • CO Multiplexing,<br>per fixed period                    |                    |     |
| - DS3 to DS1,<br>per multiplexing arrangement             | [2]                | (C) |
| - OC3 CO Multiplexing,<br>per multiplexing arrangement    | 450.00             | (C) |

[1] Applicable for Shared Use only. Monthly SST rates are assessed in lieu of SST Pricing Plan rates for Switched Access Services provided in a non-pricing plan state.

[2] See 6.8.1.F.5., following, for applicable rate.

## ACCESS SERVICE

## 6. SWITCHED ACCESS SERVICE

## 6.8 RATES AND CHARGES

## 6.8.1 SWITCHED TRANSPORT

## D. Synchronous Service Transport

## 4. 36 Months (Cont'd)

## d. Bandwidth Capacity of 2.488 Gbps (OC48)

|   | MONTHLY<br>RATE[1] | (C) |
|---|--------------------|-----|
| • Central Office (CO) Node                  | \$10,507.00        | (C) |
| • Remote Central Office<br>(RCO) Node       | 3,150.00           | (C) |
| • CO Port - DS3, per port                   | 62.00              | (C) |
| • CO Port - OC3, per port                   | 164.00             | (C) |
| • CO Port - OC12, per port                  | 720.00             | (C) |
| • SST Remote Node, per<br>customer premises | 9,168.00           | (C) |
| • SST Remote Port - DS3,<br>per port        | 25.00              | (C) |
| • SST Remote Port - OC3,<br>per port        | 66.00              | (C) |
| • SST Remote Port - OC12,<br>per port       | 770.00             | (C) |

[1] Applicable for Shared Use only. Monthly SST rates are assessed in lieu of SST Pricing Plan rates for Switched Access Services provided in a non-pricing plan state.

## ACCESS SERVICE

## 6. SWITCHED ACCESS SERVICE

## 6.8 RATES AND CHARGES

## 6.8.1 SWITCHED TRANSPORT

## D. Synchronous Service Transport

## 4. 36 Months

## d. Bandwidth Capacity of 2.488 Gbps (OC48) (Cont'd)

## • Transport Channels Mileage

| MILEAGE BANDS | MONTHLY RATE[1] |          | (C) |
|---------------|-----------------|----------|-----|
|               | FIXED           | PER MILE |     |
| 0             | —               | —        | (C) |
| Over 0 to 8   | \$5,292.00      | \$495.00 |     |
| Over 8 to 25  | 5,292.00        | 495.00   |     |
| Over 25 to 50 | 7,369.00        | 495.00   |     |
| Over 50       | 8,730.00        | 585.00   |     |

[1] Applicable for Shared Use only. Monthly SST rates are assessed in lieu of SST Pricing Plan rates for Switched Access Services provided in a non-pricing plan state.

## ACCESS SERVICE

## 6. SWITCHED ACCESS SERVICE

## 6.8 RATES AND CHARGES

## 6.8.1 SWITCHED TRANSPORT

## D. Synchronous Service Transport

## 4. 36 Months

## d. Bandwidth Capacity of 2.488 Gbps (OC48) (Cont'd)

|   | MONTHLY<br>RATE[1] | (C) |
|---|--------------------|-----|
| • Central Office Connecting Channel,<br>per arrangement   | \$ 10.00           | (C) |
| • Port-to-Port Connecting Arrangement,<br>per arrangement | 10.00              | (C) |
| • CO Multiplexing,<br>per fixed period                    |                    |     |
| - DS3 TO DS1,<br>per multiplexing arrangement             | [2]                | (C) |
| - OC3 CO Multiplexing,<br>per multiplexing arrangement    | 450.00             | (C) |

[1] Applicable for Shared Use only. Monthly SST rates are assessed in lieu of SST Pricing Plan rates for Switched Access Services provided in a non-pricing plan state.

[2] See 6.8.1.F.5., following, for applicable rate.

## ACCESS SERVICE

## 6. SWITCHED ACCESS SERVICE

## 6.8 RATES AND CHARGES

## 6.8.1 SWITCHED TRANSPORT

## D. Synchronous Service Transport

## 4. 36 Months (Cont'd)

## e. Bandwidth Capacity of 9.952 Gbps (OC192)

|   | MONTHLY<br>RATE[1] | (C) |
|---|--------------------|-----|
| • Central Office (CO) Node                            | \$5,063.00         | (C) |
| • Central Office<br>Optical Drop Capability (OC96)    | 6,750.00           | (C) |
| • Central Office<br>Electrical Drop Capability (OC48) | 6,750.00           | (C) |
| • Remote Central Office<br>(RCO) Node                 | 3,938.00           | (C) |
| • CO Port - DS3, per port                             | 62.00              | (C) |
| • CO Port - OC3, per port                             | 281.00             | (C) |
| • CO Port - OC12, per port                            | 844.00             | (C) |
| • CO Port - OC48, per port                            | 1,041.00           | (C) |

[1] Applicable for Shared Use only. Monthly SST rates are assessed in lieu of SST Pricing Plan rates for Switched Access Services provided in a non-pricing plan state.

## ACCESS SERVICE

## 6. SWITCHED ACCESS SERVICE

## 6.8 RATES AND CHARGES

## 6.8.1 SWITCHED TRANSPORT

## D. Synchronous Service Transport

## 4. 36 Months

## e. Bandwidth Capacity of 9.952 Gbps (OC192) (Cont'd)

|   | MONTHLY<br>RATE[1] | (C) |
|---|--------------------|-----|
| • SST Remote Node, per customer premises        | \$5,063.00         | (C) |
| • SST Remote, Optical Drop Capability (OC96)    | 6,750.00           | (C) |
| • SST Remote, Electrical Drop Capability (OC48) | 6,750.00           | (C) |
| • SST Remote Port - DS3, per port               | 62.00              | (C) |
| • SST Remote Port - OC3, per port               | 281.00             | (C) |
| • SST Remote Port - OC12, per port              | 844.00             | (C) |
| • SST Remote Port - OC48, per port              | 1,041.00           | (C) |

[1] Applicable for Shared Use only. Monthly SST rates are assessed in lieu of SST Pricing Plan rates for Switched Access Services provided in a non-pricing plan state.



## ACCESS SERVICE

## 6. SWITCHED ACCESS SERVICE

## 6.8 RATES AND CHARGES

## 6.8.1 SWITCHED TRANSPORT

## D. Synchronous Service Transport

## 4. 36 Months

## e. Bandwidth Capacity of 9.952 Gbps (OC192) (Cont'd)

## • Transport Channels Mileage

| MILEAGE BANDS | MONTHLY RATE[1] |          | (C) |
|---------------|-----------------|----------|-----|
|               | FIXED           | PER MILE |     |
| 0             | —               | —        | (C) |
| Over 0 to 8   | \$8,438.00      | \$619.00 |     |
| Over 8 to 25  | 8,438.00        | 619.00   |     |
| Over 25 to 50 | 8,438.00        | 619.00   |     |
| Over 50       | 8,438.00        | 731.00   |     |

[1] Applicable for Shared Use only. Monthly SST rates are assessed in lieu of SST Pricing Plan rates for Switched Access Services provided in a non-pricing plan state.

## ACCESS SERVICE

## 6. SWITCHED ACCESS SERVICE

## 6.8 RATES AND CHARGES

## 6.8.1 SWITCHED TRANSPORT

## D. Synchronous Service Transport

## 4. 36 Months

## e. Bandwidth Capacity of 9.952 Gbps (OC192) (Cont'd)

|   | MONTHLY<br>RATE[1] | (C) |
|---|--------------------|-----|
| • Central Office Connecting Channel,<br>per arrangement   | \$ 10.00           | (C) |
| • Port-to-Port Connecting Arrangement,<br>per arrangement | 10.00              | (C) |
| • CO Multiplexing,<br>per fixed period                    |                    |     |
| - DS3 TO DS1,<br>per multiplexing arrangement             | [2]                | (C) |
| - OC3 CO Multiplexing,<br>per multiplexing arrangement    | 475.00             | (C) |

[1] Applicable for Shared Use only. Monthly SST rates are assessed in lieu of SST Pricing Plan rates for Switched Access Services provided in a non-pricing plan state.

[2] See 6.8.1.F.5., following, for applicable rate.

## ACCESS SERVICE

## 6. SWITCHED ACCESS SERVICE

## 6.8 RATES AND CHARGES

## 6.8.1 SWITCHED TRANSPORT

## D. Synchronous Service Transport (Cont'd)

## 5. 60 Months

## a. Bandwidth Capacity of 155.52 Mbps (OC3)

|   | MONTHLY<br>RATE[1] | (C) |
|---|--------------------|-----|
| • Central Office (CO) Node                  | \$1,240.00         | (C) |
| • Remote Central Office<br>(RCO) Node       | 280.00             | (C) |
| • CO Port - DS1, per port                   | 8.00               | (C) |
| • CO Port - DS3, per port                   | 56.00              | (C) |
| • SST Remote Node, per<br>customer premises | 656.00             | (C) |
| • SST Remote Port - DS1,<br>per port        | 8.00               | (C) |
| • SST Remote Port - DS3,<br>per port        | 50.00              | (C) |

[1] Applicable for Shared Use only. Monthly SST rates are assessed in lieu of SST Pricing Plan rates for Switched Access Services provided in a non-pricing plan state.

## ACCESS SERVICE

## 6. SWITCHED ACCESS SERVICE

## 6.8 RATES AND CHARGES

## 6.8.1 SWITCHED TRANSPORT

## D. Synchronous Service Transport

## 5. 60 Months

## a. Bandwidth Capacity of 155.52 Mbps (OC3) (Cont'd)

## • Transport Channels Mileage

| MILEAGE BANDS | MONTHLY RATE[1] |          | (C) |
|---------------|-----------------|----------|-----|
|               | FIXED           | PER MILE |     |
| 0             | —               | —        | (C) |
| Over 0 to 8   | \$488.00        | \$75.00  |     |
| Over 8 to 25  | 488.00          | 80.00    |     |
| Over 25 to 50 | 610.00          | 89.00    |     |
| Over 50       | 704.00          | 98.00    |     |

[1] Applicable for Shared Use only. Monthly SST rates are assessed in lieu of SST Pricing Plan rates for Switched Access Services provided in a non-pricing plan state.

## ACCESS SERVICE

## 6. SWITCHED ACCESS SERVICE

## 6.8 RATES AND CHARGES

## 6.8.1 SWITCHED TRANSPORT

## D. Synchronous Service Transport

## 5. 60 Months

## a. Bandwidth Capacity of 155.52 Mbps (OC3) (Cont'd)

|   | MONTHLY<br>RATE[1] | (C) |
|---|--------------------|-----|
| • Central Office Connecting Channel,<br>per arrangement   | \$10.00            | (C) |
| • Port-to-Port Connecting Arrangement,<br>per arrangement | 10.00              | (C) |
| • CO Multiplexing,<br>per fixed period                    |                    |     |
| - DS1 to Voice Grade,<br>per multiplexing arrangement     | [2]                | (C) |
| - DS3 to DS1,<br>per multiplexing arrangement             | [2]                | (C) |

[1] Applicable for Shared Use only. Monthly SST rates are assessed in lieu of SST Pricing Plan rates for Switched Access Services provided in a non-pricing plan state.

[2] See 6.8.1.F.5., following, for applicable rate.

## ACCESS SERVICE

## 6. SWITCHED ACCESS SERVICE

## 6.8 RATES AND CHARGES

## 6.8.1 SWITCHED TRANSPORT

## D. Synchronous Service Transport

## 5. 60 Months (Cont'd)

## b. Bandwidth Capacity of 622.08 Mbps (OC12)

|   | MONTHLY<br>RATE[1] | (C) |
|---|--------------------|-----|
| • Central Office (CO) Node                  | \$2,934.00         | (C) |
| • Remote Central Office<br>(RCO) Node       | 840.00             | (C) |
| • CO Port - DS1, per port                   | 20.00              | (C) |
| • CO Port - DS3, per port                   | 39.00              | (C) |
| • CO Port - OC3, per port                   | 84.00              | (C) |
| • SST Remote Node, per<br>customer premises | 2,313.00           | (C) |
| • SST Remote Port - DS1,<br>per port        | 20.00              | (C) |
| • SST Remote Port - DS3,<br>per port        | 33.00              | (C) |
| • SST Remote Port - OC3,<br>per port        | 87.00              | (C) |

[1] Applicable for Shared Use only. Monthly SST rates are assessed in lieu of SST Pricing Plan rates for Switched Access Services provided in a non-pricing plan state.

## ACCESS SERVICE

## 6. SWITCHED ACCESS SERVICE

## 6.8 RATES AND CHARGES

## 6.8.1 SWITCHED TRANSPORT

## D. Synchronous Service Transport

## 5. 60 Months

## b. Bandwidth Capacity of 622.08 Mbps (OC12) (Cont'd)

## • Transport Channels Mileage

| MILEAGE BANDS | MONTHLY RATE[1] |          | (C) |
|---------------|-----------------|----------|-----|
|               | FIXED           | PER MILE |     |
| 0             | —               | —        | (C) |
| Over 0 to 8   | \$1,575.00      | \$211.00 |     |
| Over 8 to 25  | 1,575.00        | 236.00   |     |
| Over 25 to 50 | 2,250.00        | 236.00   |     |
| Over 50       | 2,625.00        | 236.00   |     |

[1] Applicable for Shared Use only. Monthly SST rates are assessed in lieu of SST Pricing Plan rates for Switched Access Services provided in a non-pricing plan state.

## ACCESS SERVICE

## 6. SWITCHED ACCESS SERVICE

## 6.8 RATES AND CHARGES

## 6.8.1 SWITCHED TRANSPORT

## D. Synchronous Service Transport

## 5. 60 Months

## b. Bandwidth Capacity of 622.08 Mbps (OC12) (Cont'd)

|   | MONTHLY<br>RATE[1] | (C) |
|---|--------------------|-----|
| • Central Office Connecting Channel,<br>per arrangement   | \$ 10.00           | (C) |
| • Port-to-Port Connecting Arrangement,<br>per arrangement | 10.00              | (C) |
| • CO Multiplexing,<br>per fixed period                    |                    |     |
| - DS1 to Voice Grade,<br>per multiplexing arrangement     | [2]                | (C) |
| - DS3 to DS1,<br>per multiplexing arrangement             | [2]                | (C) |
| - OC3 CO Multiplexing,<br>per arrangement                 | 400.00             | (C) |

[1] Applicable for Shared Use only. Monthly SST rates are assessed in lieu of SST Pricing Plan rates for Switched Access Services provided in a non-pricing plan state.

[2] See 6.8.1.F.5., following, for applicable rate.



## ACCESS SERVICE

## 6. SWITCHED ACCESS SERVICE

## 6.8 RATES AND CHARGES

## 6.8.1 SWITCHED TRANSPORT

## D. Synchronous Service Transport

## 5. 60 Months (Cont'd)

## c. Bandwidth Capacity of 1.244 Gbps (OC24)

|   | MONTHLY<br>RATE[1] | (C) |
|---|--------------------|-----|
| • Central Office (CO) Node                  | \$5,200.00         | (C) |
| • Remote Central Office<br>(RCO) Node       | 1,520.00           | (C) |
| • CO Port - DS3, per port                   | 42.00              | (C) |
| • CO Port - OC3, per port                   | 192.00             | (C) |
| • CO Port - OC12, per port                  | 640.00             | (C) |
| • SST Remote Node, per<br>customer premises | 4,480.00           | (C) |
| • SST Remote Port - DS3,<br>per port        | 28.00              | (C) |
| • SST Remote Port - OC3,<br>per port        | 152.00             | (C) |
| • SST Remote Port - OC12,<br>per port       | 684.00             | (C) |

[1] Applicable for Shared Use only. Monthly SST rates are assessed in lieu of SST Pricing Plan rates for Switched Access Services provided in a non-pricing plan state.

## ACCESS SERVICE

## 6. SWITCHED ACCESS SERVICE

## 6.8 RATES AND CHARGES

## 6.8.1 SWITCHED TRANSPORT

## D. Synchronous Service Transport

## 5. 60 Months

## c. Bandwidth Capacity of 1.244 Gbps (OC24) (Cont'd)

## • Transport Channels Mileage

| MILEAGE BANDS | MONTHLY RATE[1] |          | (C) |
|---------------|-----------------|----------|-----|
|               | FIXED           | PER MILE |     |
| 0             | —               | —        | (C) |
| Over 0 to 8   | \$2,760.00      | \$360.00 |     |
| Over 8 to 25  | 2,760.00        | 360.00   |     |
| Over 25 to 50 | 4,200.00        | 360.00   |     |
| Over 50       | 4,900.00        | 440.00   |     |

[1] Applicable for Shared Use only. Monthly SST rates are assessed in lieu of SST Pricing Plan rates for Switched Access Services provided in a non-pricing plan state.

## ACCESS SERVICE

## 6. SWITCHED ACCESS SERVICE

## 6.8 RATES AND CHARGES

## 6.8.1 SWITCHED TRANSPORT

## D. Synchronous Service Transport

## 5. 60 Months

## c. Bandwidth Capacity of 1.244 Gbps (OC24) (Cont'd)

|   | MONTHLY<br>RATE[1] | (C) |
|---|--------------------|-----|
| • Central Office Connecting Channel,<br>per arrangement   | \$ 10.00           | (C) |
| • Port-to-Port Connecting Arrangement,<br>per arrangement | 10.00              | (C) |
| • CO Multiplexing,<br>per fixed period                    |                    |     |
| - DS3 to DS1,<br>per multiplexing arrangement             | [2]                | (C) |
| - OC3 CO Multiplexing,<br>per multiplexing arrangement    | 400.00             | (C) |

[1] Applicable for Shared Use only. Monthly SST rates are assessed in lieu of SST Pricing Plan rates for Switched Access Services provided in a non-pricing plan state.

[2] See 6.8.1.F.5., following, for applicable rate.

## ACCESS SERVICE

## 6. SWITCHED ACCESS SERVICE

## 6.8 RATES AND CHARGES

## 6.8.1 SWITCHED TRANSPORT

## D. Synchronous Service Transport

## 5. 60 Months (Cont'd)

## d. Bandwidth Capacity of 2.488 Gbps (OC48)

|   | MONTHLY<br>RATE[1] | (C) |
|---|--------------------|-----|
| • Central Office (CO) Node                  | \$8,744.00         | (C) |
| • Remote Central Office<br>(RCO) Node       | 2,800.00           | (C) |
| • CO Port - DS3, per port                   | 55.00              | (C) |
| • CO Port - OC3, per port                   | 145.00             | (C) |
| • CO Port - OC12, per port                  | 640.00             | (C) |
| • SST Remote Node, per<br>customer premises | 8,160.00           | (C) |
| • SST Remote Port - DS3,<br>per port        | 23.00              | (C) |
| • SST Remote Port - OC3,<br>per port        | 61.00              | (C) |
| • SST Remote Port - OC12,<br>per port       | 684.00             | (C) |

[1] Applicable for Shared Use only. Monthly SST rates are assessed in lieu of SST Pricing Plan rates for Switched Access Services provided in a non-pricing plan state.

## ACCESS SERVICE

## 6. SWITCHED ACCESS SERVICE

## 6.8 RATES AND CHARGES

## 6.8.1 SWITCHED TRANSPORT

## D. Synchronous Service Transport

## 5. 60 Months

## d. Bandwidth Capacity of 2.488 Gbps (OC48) (Cont'd)

## • Transport Channels Mileage

| MILEAGE BANDS | MONTHLY RATE[1] |          | (C) |
|---------------|-----------------|----------|-----|
|               | FIXED           | PER MILE |     |
| 0             | —               | —        | (C) |
| Over 0 to 8   | \$4,410.00      | \$413.00 |     |
| Over 8 to 25  | 4,410.00        | 413.00   |     |
| Over 25 to 50 | 6,141.00        | 413.00   |     |
| Over 50       | 7,275.00        | 488.00   |     |

[1] Applicable for Shared Use only. Monthly SST rates are assessed in lieu of SST Pricing Plan rates for Switched Access Services provided in a non-pricing plan state.

## ACCESS SERVICE

## 6. SWITCHED ACCESS SERVICE

## 6.8 RATES AND CHARGES

## 6.8.1 SWITCHED TRANSPORT

## D. Synchronous Service Transport

## 5. 60 Months

## d. Bandwidth Capacity of 2.488 Gbps (OC48) (Cont'd)

|   | MONTHLY<br>RATE[1] | (C) |
|---|--------------------|-----|
| • Central Office Connecting Channel,<br>per arrangement   | \$ 10.00           | (C) |
| • Port-to-Port Connecting Arrangement,<br>per arrangement | 10.00              | (C) |
| • CO Multiplexing,<br>per fixed period                    |                    |     |
| - DS3 TO DS1,<br>per multiplexing arrangement             | [2]                | (C) |
| - OC3 CO Multiplexing,<br>per multiplexing arrangement    | 400.00             | (C) |

[1] Applicable for Shared Use only. Monthly SST rates are assessed in lieu of SST Pricing Plan rates for Switched Access Services provided in a non-pricing plan state.

[2] See 6.8.1.F.5., following, for applicable rate.

## ACCESS SERVICE

## 6. SWITCHED ACCESS SERVICE

## 6.8 RATES AND CHARGES

## 6.8.1 SWITCHED TRANSPORT

## D. Synchronous Service Transport

## 5. 60 Months (Cont'd)

## e. Bandwidth Capacity of 9.952 Gbps (OC192)

|   | MONTHLY<br>RATE[1] | (C) |
|---|--------------------|-----|
| • Central Office (CO) Node                            | \$4,500.00         | (C) |
| • Central Office<br>Optical Drop Capability (OC96)    | 6,000.00           | (C) |
| • Central Office<br>Electrical Drop Capability (OC48) | 6,000.00           | (C) |
| • Remote Central Office<br>(RCO) Node                 | 3,500.00           | (C) |
| • CO Port - DS3, per port                             | 55.00              | (C) |
| • CO Port - OC3, per port                             | 250.00             | (C) |
| • CO Port - OC12, per port                            | 750.00             | (C) |
| • CO Port - OC48, per port                            | 925.00             | (C) |

[1] Applicable for Shared Use only. Monthly SST rates are assessed in lieu of SST Pricing Plan rates for Switched Access Services provided in a non-pricing plan state.

## ACCESS SERVICE

## 6. SWITCHED ACCESS SERVICE

## 6.8 RATES AND CHARGES

## 6.8.1 SWITCHED TRANSPORT

## D. Synchronous Service Transport

## 5. 60 Months

## e. Bandwidth Capacity of 9.952 Gbps (OC192) (Cont'd)

|   | MONTHLY<br>RATE[1] | (C) |
|---|--------------------|-----|
| • SST Remote Node, per customer premises        | \$4,500.00         | (C) |
| • SST Remote, Optical Drop Capability (OC96)    | 6,000.00           | (C) |
| • SST Remote, Electrical Drop Capability (OC48) | 6,000.00           | (C) |
| • SST Remote Port - DS3, per port               | 55.00              | (C) |
| • SST Remote Port - OC3, per port               | 250.00             | (C) |
| • SST Remote Port - OC12, per port              | 750.00             | (C) |
| • SST Remote Port - OC48, per port              | 925.00             | (C) |

[1] Applicable for Shared Use only. Monthly SST rates are assessed in lieu of SST Pricing Plan rates for Switched Access Services provided in a non-pricing plan state.



## ACCESS SERVICE

## 6. SWITCHED ACCESS SERVICE

## 6.8 RATES AND CHARGES

## 6.8.1 SWITCHED TRANSPORT

## D. Synchronous Service Transport

## 5. 60 Months

## e. Bandwidth Capacity of 9.952 Gbps (OC192) (Cont'd)

## • Transport Channels Mileage

| MILEAGE BANDS | MONTHLY RATE[1] |          | (C) |
|---------------|-----------------|----------|-----|
|               | FIXED           | PER MILE |     |
| 0             | —               | —        | (C) |
| Over 0 to 8   | \$7,500.00      | \$550.00 |     |
| Over 8 to 25  | 7,500.00        | 550.00   |     |
| Over 25 to 50 | 7,500.00        | 550.00   |     |
| Over 50       | 7,500.00        | 650.00   |     |

[1] Applicable for Shared Use only. Monthly SST rates are assessed in lieu of SST Pricing Plan rates for Switched Access Services provided in a non-pricing plan state.

## ACCESS SERVICE

## 6. SWITCHED ACCESS SERVICE

## 6.8 RATES AND CHARGES

## 6.8.1 SWITCHED TRANSPORT

## D. Synchronous Service Transport

## 5. 60 Months

## e. Bandwidth Capacity of 9.952 Gbps (OC192) (Cont'd)

|   | MONTHLY<br>RATE[1] | (C) |
|---|--------------------|-----|
| • Central Office Connecting Channel,<br>per arrangement   | \$ 10.00           | (C) |
| • Port-to-Port Connecting Arrangement,<br>per arrangement | 10.00              | (C) |
| • CO Multiplexing,<br>per fixed period                    |                    |     |
| - DS3 TO DS1,<br>per multiplexing arrangement             | [2]                | (C) |
| - OC3 CO Multiplexing,<br>per multiplexing arrangement    | 475.00             | (C) |

[1] Applicable for Shared Use only. Monthly SST rates are assessed in lieu of SST Pricing Plan rates for Switched Access Services provided in a non-pricing plan state.

[2] See 6.8.1.F.5., following, for applicable rate.

## ACCESS SERVICE

## 6. SWITCHED ACCESS SERVICE

## 6.8 RATES AND CHARGES

## 6.8.1 SWITCHED TRANSPORT (Cont'd)

## E. Nonrecurring Charges

## 1. Reserved for Future Use

|                                |     |
|--------------------------------|-----|
| <b>NONRECURRING<br/>CHARGE</b> | (C) |
|--------------------------------|-----|

## 2. Line or Trunk Installation

## a. Interface Groups 1 and 2

|                                    |          |     |
|------------------------------------|----------|-----|
| • First line or trunk              | \$446.82 | (C) |
| • Each additional<br>line or trunk | 77.40    | (C) |

## b. Interface Group 6

|                                    |        |     |
|------------------------------------|--------|-----|
| • First line or trunk              | 412.28 | (C) |
| • Each additional<br>line or trunk | 42.64  | (C) |

## c. Interface Group 9

|                                    |        |     |
|------------------------------------|--------|-----|
| • First line or trunk              | 409.32 | (C) |
| • Each additional<br>line or trunk | 40.34  | (C) |

## ACCESS SERVICE

## 6. SWITCHED ACCESS SERVICE

## 6.8 RATES AND CHARGES

## 6.8.1 SWITCHED TRANSPORT

## E. Nonrecurring Charges (Cont'd)

## 3. Moves within the Same Serving Wire Center

|  | NONRECURRING<br>CHARGE | (C) |
|--|------------------------|-----|
| a. Switched Access Service,<br>per line or trunk associated<br>with Interface Groups 1 and 2 |                        |     |
| • First line or trunk  | \$318.17               | (C) |
| • Each additional<br>line or trunk   | 32.42                  | (C) |
| b. Switched Access Service,<br>per line or trunk associated<br>with Interface Group 6        |                        |     |
| • First line or trunk  | 297.41                 | (C) |
| • Each additional<br>line or trunk   | 10.43                  | (C) |
| c. Switched Access Service,<br>per line or trunk associated<br>with Interface Group 9        |                        |     |
| • First line or trunk  | 296.17                 | (C) |
| • Each additional<br>line or trunk   | 9.10                   | (C) |

## ACCESS SERVICE

## 6. SWITCHED ACCESS SERVICE

## 6.8 RATES AND CHARGES

## 6.8.1 SWITCHED TRANSPORT

## E. Nonrecurring Charges (Cont'd)

## 4. Moves to a Different Serving Wire Center

|  | NONRECURRING<br>CHARGE | (C) |
|--|------------------------|-----|
| a. Switched Access Service,<br>per line or trunk associated<br>with Interface Groups 1 and 2 |                        |     |
| • First line or trunk  | \$369.87               | (C) |
| • Each additional<br>line or trunk   | 49.14                  | (C) |
| b. Switched Access Service<br>per line or trunk associated<br>with Interface Group 6         |                        |     |
| • First line or trunk  | 335.00                 | (C) |
| • Each additional<br>line or trunk   | 12.16                  | (C) |
| c. Switched Access Service<br>per line or trunk associated<br>with Interface Group 9         |                        |     |
| • First line or trunk  | 332.65                 | (C) |
| • Each additional<br>line or trunk   | 9.68                   | (C) |

## ACCESS SERVICE

## 6. SWITCHED ACCESS SERVICE

## 6.8 RATES AND CHARGES

## 6.8.1 SWITCHED TRANSPORT

## E. Nonrecurring Charges (Cont'd)

## 5. Service Rearrangement

## a. SS7 Out of Band Signaling

## (1) Service Order Rearrangement Charge

NONRECURRING  
CHARGE

(C)

- One-way transmission  
to SS7 CST3 or FGD two-way

\$ 97.72

(C)

- Two-way transmission  
to SS7 CST3 or FGD two-way

97.72

(C)

(2) SS7 Trunk  
Rearrangement Charge(a) One-way transmission  
to SS7 CST3 or FGD two-way

- Per first trunk in a SS7 trunk  
group

- Interface Groups 1 and 2
- Interface Group 6
- Interface Group 9

180.34

(C)

176.44

(C)

176.44

(C)

- Per each additional trunk in  
a SS7 trunk group

- Interface Groups 1 and 2
- Interface Group 6
- Interface Groups 9

15.18

(C)

11.28

(C)

11.28

(C)

## ACCESS SERVICE

## 6. SWITCHED ACCESS SERVICE

## 6.8 RATES AND CHARGES

## 6.8.1 SWITCHED TRANSPORT

## E. Nonrecurring Charges

## 5. Service Rearrangement

## a. SS7 Out of Band Signaling

## (2) SS7 Trunk (Cont'd)

(b) Two-way transmission  
to SS7 CST3 or FGD two-way

|  | NONRECURRING<br>CHARGE | (C) |
|--|------------------------|-----|
| • Per first trunk in a<br>SS7 trunk group  |                        |     |
| - Interface Groups 1 and 2   | \$152.81               | (C) |
| - Interface Group 6  | 148.91                 |     |
| - Interface Group 9  | 148.91                 | (C) |
| • Per each additional trunk<br>in a SS7 trunk group  |                        |     |
| - Interface Groups 1 and 2   | 12.39                  | (C) |
| - Interface Group 6  | 8.50                   |     |
| - Interface Group 9  | 8.50                   | (C) |
| b. CST3 or FGD Service with SS7<br>out of band signaling to CST3<br>or FGD Service with SS7 out of<br>band signaling and Clear Channel<br>Capability (BSE) |                        |     |
| • Per first trunk  |                        |     |
| - Interface Group 6  | 206.14                 | (C) |
| - Interface Group 9  | 204.66                 | (C) |
| • Per each additional trunk  |                        |     |
| - Interface Group 6  | 22.44                  | (C) |
| - Interface Group 9  | 21.23                  | (C) |

## ACCESS SERVICE

## 6. SWITCHED ACCESS SERVICE

## 6.8 RATES AND CHARGES

## 6.8.1 SWITCHED TRANSPORT

## E. Nonrecurring Charges

## 5. Service Rearrangement (Cont'd)

|   | NONRECURRING<br>CHARGE | (C) |
|---|------------------------|-----|
| c. CST1, FGB, CST3 or FGD<br>Tandem to Direct Routed Access   |                        |     |
| • Per first trunk in a Direct Routed<br>Trunk Group           |                        |     |
| - Interface Groups 1 and 2                                    | \$156.39               | (C) |
| - Interface Group 6   | 144.30                 |     |
| - Interface Group 9   | 143.26                 | (C) |
| • Per each additional trunk in a Direct<br>Routed Trunk Group |                        |     |
| - Interface Groups 1 and 2                                    | 27.09                  | (C) |
| - Interface Group 6   | 15.71                  |     |
| - Interface Group 9   | 14.86                  | (C) |



## ACCESS SERVICE

## 6. SWITCHED ACCESS SERVICE

## 6.8 RATES AND CHARGES

## 6.8.1 SWITCHED TRANSPORT

## E. Nonrecurring Charges

## 5. Service Rearrangement (Cont'd)

|   | NONRECURRING<br>CHARGE | (C) |
|---|------------------------|-----|
| d. Rollover Charges                         |                        |     |
| • Voice Grade,<br>per termination           | \$57.76                | (C) |
| • DS1 or DS3,<br>per DS1 or DS3 termination | See Below              | (C) |

| NONRECURRING CHARGE[1] |          |          |          |
|------------------------|----------|----------|----------|
| NON-<br>PLAN           | ZONE 1   | ZONE 2   | ZONE 3   |
| \$122.50               | \$122.50 | \$122.50 | \$122.50 |

[1] Rates and charges for Non-Plan and Zones 1, 2 and 3 apply as set forth in 6.7.14.

## ACCESS SERVICE

## 6. SWITCHED ACCESS SERVICE

## 6.8 RATES AND CHARGES

## 6.8.1 SWITCHED TRANSPORT (Cont'd)

## F. Optional Features

## 1. Multiple POTs Tandem Sectorization (MPTS) [1]

|  | NONRECURRING<br>CHARGE | (C) |
|--|------------------------|-----|
| • MPTS ASR (without associated trunk activity), per ASR  | \$ 46.32               | (C) |
| • MPTS Establishment (without associated trunk activity) |                        |     |
| - Per CST2 or FGC sector                                 | 307.37                 | (C) |
| - Per CST3 or FGD sector                                 | 179.59                 | (C) |
| • MPTS Establishment (with associated trunk activity)    |                        |     |
| - Per CST2 or FGC sector                                 | 307.37                 | (C) |
| - Per CST3 or FGD sector                                 | 179.59                 | (C) |
| • MPTS Rearrangement (without associated trunk activity) |                        |     |
| - Per CST2 or FGC sector                                 | 44.93                  | (C) |
| - Per CST3 or FGD sector                                 | 30.96                  | (C) |
| • MPTS Rearrangement (with associated trunk activity)    |                        |     |
| - Per CST2 or FGC sector                                 | 44.93                  | (C) |
| - Per CST3 or FGD sector                                 | 30.96                  | (C) |

[1] Effective February 20, 1999, MPTS is limited to existing customers on existing MPTS trunk groups only. Customers with MPTS in service may augment existing MPTS trunk groups until the service is moved or disconnected. If the service is moved or disconnected, MPTS may not be reestablished.

## ACCESS SERVICE

## 6. SWITCHED ACCESS SERVICE

## 6.8 RATES AND CHARGES

## 6.8.1 SWITCHED TRANSPORT

## F. Optional Features (Cont'd)

|  |                         |     |
|--|-------------------------|-----|
|  |                         | (D) |
| 2. Customer specification of the receive transmission level at the first point of switching within a range acceptable to the Company, per line or trunk[1] |                         | (C) |
| 3. Customer specification of Switched Transport Termination four-wire termination in lieu of two-wire termination, per line or trunk[2]                    |                         | (C) |
|  | <b>MONTHLY<br/>RATE</b> | (C) |
| 4. Self Healing Alternate Route Protection (SHARP)   |                         |     |
| a. Monthly Charges   |                         |     |
| • Per DS1 SHARP Facility   | \$ 53.00                | (C) |
| • Per DS3 SHARP Facility   | 250.00                  | (C) |

[1] Available with Interface Groups 2, 6 and 9. The range of transmission levels which may be specified is described in Technical Reference TR-NWT-000334.

[2] Available with CST1 and Feature Group B

## ACCESS SERVICE

## 6. SWITCHED ACCESS SERVICE

## 6.8 RATES AND CHARGES

## 6.8.1 SWITCHED TRANSPORT

## F. Optional Features

## 4. Self Healing Alternate (Cont'd)

## b. Installation Charge

|  | NONRECURRING<br>CHARGE | (C) |
|--|------------------------|-----|
| • Per trunk associated with<br>Interface Group 6 DS1<br>SHARP facility |                        |     |
| - First trunk  | \$491.05               | (C) |
| - Each additional  | 57.25                  | (C) |
| • Per trunk associated with<br>Interface Group 9 DS3<br>SHARP facility |                        |     |
| - First trunk  | 491.05                 | (C) |
| - Each additional  | 53.45                  | (C) |

## ACCESS SERVICE

## 6. SWITCHED ACCESS SERVICE

## 6.8 RATES AND CHARGES

## 6.8.1 SWITCHED TRANSPORT

## F. Optional Features (Cont'd)

## 5. Multiplexing

- a. Entrance Facility - DS1 to Voice Grade,  
per multiplexing arrangement, per fixed period

(D)

(D)

|                 | NONRECURRING CHARGE[1,2] |          |          |          |
|-----------------|--------------------------|----------|----------|----------|
|                 | NON-PLAN                 | ZONE 1   | ZONE 2   | ZONE 3   |
| • Per DS1 to VG | \$75.00                  | \$75.00  | \$75.00  | \$75.00  |
|                 | MONTHLY RATE[1]          |          |          |          |
|                 | NON-PLAN                 | ZONE 1   | ZONE 2   | ZONE 3   |
| • Monthly       | \$199.98                 | \$199.98 | \$199.98 | \$199.98 |
| • 36 Mos.       | —                        | 183.98   | 183.98   | 183.98   |
| • 60 Mos.       | —                        | 159.98   | 159.98   | 159.98   |

[1] Rates and charges for Non-Plan and Zones 1, 2 and 3 apply as set forth in 6.7.14.

[2] Nonrecurring charges apply when the MUX is not installed at the same time as an Entrance Facility or a DTT facility.

## ACCESS SERVICE

## 6. SWITCHED ACCESS SERVICE

## 6.8 RATES AND CHARGES

## 6.8.1 SWITCHED TRANSPORT

## F. Optional Features

## 5. Multiplexing (Cont'd)

- b. Entrance Facility - DS3 to DS1, per multiplexing arrangement, per fixed period

(D)

(D)

|                  | NONRECURRING CHARGE[1,2] |          |          |          |
|------------------|--------------------------|----------|----------|----------|
|                  | NON-PLAN                 | ZONE 1   | ZONE 2   | ZONE 3   |
| • Per DS3 to DS1 | \$200.00                 | \$200.00 | \$200.00 | \$200.00 |
|                  | MONTHLY RATE[1,3]        |          |          |          |
|                  | NON-PLAN                 | ZONE 1   | ZONE 2   | ZONE 3   |
| • Monthly        | \$252.37                 | \$252.37 | \$252.37 | \$252.37 |
| • 12 Mos.        | —                        | 243.96   | 243.96   | 243.96   |
| • 24 Mos.        | —                        | 239.75   | 239.75   | 239.75   |

[1] Rates and charges for Non-Plan and Zones 1, 2 and 3 apply as set forth in 6.7.14.

[2] Nonrecurring charges apply when the MUX is not installed at the same time as an Entrance Facility or a DTT facility.

[3] 12, 24 and 120 Mos. rate elements are for the billing of Shared Use only.

## ACCESS SERVICE

## 6. SWITCHED ACCESS SERVICE

## 6.8 RATES AND CHARGES

## 6.8.1 SWITCHED TRANSPORT

## F. Optional Features

## 5. Multiplexing

## b. Entrance Facility (Cont'd)

|            | MONTHLY RATE[1,2] |          |          |          |
|------------|-------------------|----------|----------|----------|
|            | NON-PLAN          | ZONE 1   | ZONE 2   | ZONE 3   |
| • 36 Mos.  | —                 | \$227.13 | \$227.13 | \$227.13 |
| • 60 Mos.  | —                 | 201.90   | 201.90   | 201.90   |
| • 120 Mos. | —                 | 201.90   | 201.90   | 201.90   |

[1] Rates and charges for Non-Plan and Zones 1, 2 and 3 apply as set forth in 6.7.14.

[2] 12, 24 and 120 Mos. rate elements are for the billing of Shared Use only.

## ACCESS SERVICE

## 6. SWITCHED ACCESS SERVICE

## 6.8 RATES AND CHARGES

## 6.8.1 SWITCHED TRANSPORT

## F. Optional Features

## 5. Multiplexing (Cont'd)

- c. Direct-Trunked Transport Facility - DS1 to Voice Grade,  
per multiplexing arrangement, per fixed period

(D)

(D)

|                 | NONRECURRING CHARGE[1,2] |          |          |          |
|-----------------|--------------------------|----------|----------|----------|
|                 | NON-PLAN                 | ZONE 1   | ZONE 2   | ZONE 3   |
| • Per DS1 to VG | \$75.00                  | \$75.00  | \$75.00  | \$75.00  |
|                 | MONTHLY RATE[1]          |          |          |          |
|                 | NON-PLAN                 | ZONE 1   | ZONE 2   | ZONE 3   |
| • Monthly       | \$199.98                 | \$199.98 | \$199.98 | \$199.98 |
| • 36 Mos.       | —                        | 183.98   | 183.98   | 183.98   |
| • 60 Mos.       | —                        | 159.98   | 159.98   | 159.98   |

[1] Rates and charges for Non-Plan and Zones 1, 2 and 3 apply as set forth in 6.7.14.

[2] Nonrecurring charges apply when the MUX is not installed at the same time as an Entrance Facility or a DTT facility.

ISSUE DATE:  
September 16, 2016

Issued Under Transmittal No. 86  
Vice President-Regulatory Operations  
100 CenturyLink Drive  
Monroe, Louisiana 71203

EFFECTIVE DATE:  
October 1, 2016



## ACCESS SERVICE

## 6. SWITCHED ACCESS SERVICE

## 6.8 RATES AND CHARGES

## 6.8.1 SWITCHED TRANSPORT

## F. Optional Features

## 5. Multiplexing

- d. Direct-Trunked Transport Facility - DS3 to DS1, per multiplexing arrangement, per fixed period

(D)

(D)

|                  | NONRECURRING CHARGE[1,2] |          |          |          |
|------------------|--------------------------|----------|----------|----------|
|                  | NON-PLAN                 | ZONE 1   | ZONE 2   | ZONE 3   |
| • Per DS3 to DS1 | \$200.00                 | \$200.00 | \$200.00 | \$200.00 |
|                  | MONTHLY RATE[1,3]        |          |          |          |
|                  | NON-PLAN                 | ZONE 1   | ZONE 2   | ZONE 3   |
| • Monthly        | \$252.37                 | \$252.37 | \$252.37 | \$252.37 |
| • 12 Mos.        | —                        | 243.96   | 243.96   | 243.96   |
| • 24 Mos.        | —                        | 239.75   | 239.75   | 239.75   |

[1] Rates and charges for Non-Plan and Zones 1, 2 and 3 apply as set forth in 6.7.14.

[2] Nonrecurring charges apply when the MUX is not installed at the same time as an Entrance Facility or a DTT facility.

[3] 12, 24 and 120 Mos. rate elements are for the billing of Shared Use only.

## ACCESS SERVICE

## 6. SWITCHED ACCESS SERVICE

## 6.8 RATES AND CHARGES

## 6.8.1 SWITCHED TRANSPORT

## F. Optional Features

## 5. Multiplexing

## d. Direct-Trunked Transport Facility (Cont'd)

|            |          | MONTHLY RATE[1,2] |          |          |
|------------|----------|-------------------|----------|----------|
|            | NON-PLAN | ZONE 1            | ZONE 2   | ZONE 3   |
| • 36 Mos.  | —        | \$227.13          | \$227.13 | \$227.13 |
| • 60 Mos.  | —        | 201.90            | 201.90   | 201.90   |
| • 120 Mos. | —        | 201.90            | 201.90   | 201.90   |

[1] Rates and charges for Non-Plan and Zones 1, 2 and 3 apply as set forth in 6.7.14.

[2] 12, 24 and 120 Mos. rate elements are for the billing of Shared Use only.

## ACCESS SERVICE

## 6. SWITCHED ACCESS SERVICE

## 6.8 RATES AND CHARGES

## 6.8.1 SWITCHED TRANSPORT (Cont'd)

## G. Dedicated Network Access Link

|  | NONRECURRING<br>CHARGE | MONTHLY<br>RATE | (C) |
|--|------------------------|-----------------|-----|
| • DNAL Transport Facility                                  |                        |                 |     |
| - Make Busy Arrangement<br>(Per Facility)                  |                        |                 |     |
| 0 to 8 miles   | —                      | \$ 66.96        | (C) |
| Over 8 to 25 miles   | —                      | 70.52           |     |
| Over 25 to 50 miles  | —                      | 78.84           |     |
| Over 50 miles  | —                      | 114.40          | (C) |
| - BCLID, MDS or MDSI<br>(Per Facility)                     |                        |                 |     |
| 0 to 8 miles   | —                      | 80.44           | (C) |
| Over 8 to 25 miles   | —                      | 84.00           |     |
| Over 25 to 50 miles  | —                      | 92.32           |     |
| Over 50 miles  | —                      | 127.89          | (C) |
| • DNAL Transport Termination<br>(Per Point of Termination) |                        |                 |     |
| - Make Busy  | \$422.08               | 5.71            | (C) |
| - BCLID MDS or MDSI  | 414.62                 | 20.23           | (C) |

## ACCESS SERVICE

## 6. SWITCHED ACCESS SERVICE

## 6.8 RATES AND CHARGES (Cont'd)

## 6.8.2 LOCAL SWITCHING

## A. Local End Office Switching

RATE PER  
ACCESS MINUTE

## 1. End Office Switching Rates

|   |                   |     |
|---|-------------------|-----|
| • LS1 - Feature Groups A and B,<br>and Bundled <i>DID</i> [1] |                   |     |
| - Originating- 8YY  | <b>\$0.000000</b> | (R) |
| - Originating- Non-8YY  | 0.001974          |     |
| - Terminating   | 0.000000          |     |
| • LS2 - Feature Groups C and D                                |                   |     |
| - Originating- 8YY  | <b>\$0.000000</b> | (R) |
| - Originating- Non-8YY  | 0.001974          |     |
| - Terminating   | 0.000000          |     |
| • LS3 - CSL, CST1 and Unbundled<br><i>DID</i> [1]             |                   |     |
| - Originating- 8YY  | 0.001905          |     |
| - Originating- Non-8YY  | 0.001905          |     |
| - Terminating   | 0.000000          |     |
| • LS4 - CST2 and CST3   |                   |     |
| - Originating- 8YY  | 0.001905          |     |
| - Originating- Non-8YY  | 0.001905          |     |
| - Terminating   | 0.000000          |     |
| 2. End Office Shared Port                                     |                   |     |
| - Originating- 8YY  | <b>0.000000</b>   | (R) |
| - Originating- Non-8YY  | 0.000747          |     |
| - Terminating   | 0.000000          |     |

[1] *DID* available only in ID (Spokane LATA), OR, WA.

## ACCESS SERVICE

## 6. SWITCHED ACCESS SERVICE

## 6.8 RATES AND CHARGES

## 6.8.2 LOCAL SWITCHING (Cont'd)

## A. Local End Office Switching

MONTHLY  
RATE

3. End Office Dedicated Trunk Port,[1]  
Per Trunk

\$3.00

(M)

(M)

NONRECURRING  
CHARGE

- B. BSE Order Charge, per  
Subsequent Order[2]

\$62.63

- C. Common Switching Optional  
Features and BSEs

1. Call Denial on line or hunt group  
(available with CSL and FGA),  
per line
2. Service Code Denial on line or  
hunt group (available with CSL  
and FGA), per line
3. Hunt Group Arrangement  
(available with FGA), per line

NONRECURRING  
CHARGEMONTHLY  
RATE

Hunt Group Arrangement (BSE)  
(available with CSL) per line[2]

—

\$0.02

[1] The End Office Dedicated Trunk Port rate was calculated based upon a 50/50 split between originating and terminating traffic using this flat-rated port. The FCC in their FCC 11-161 ICC Transformation order in section 51.907(d)(1) allowed Price Cap Carriers to use an equal split to divide the charge between originating and terminating elements. When the terminating portion of the rate is reduced and then combined with the originating portion of the rate a single flat rate is generated for billing purposes. The Originating portion of the charge is \$3.00.

[2] This flat rated charge was calculated based upon a 50/50 split between originating and terminating. The FCC in their FCC 11-161 ICC Transformation order in section 51.907(d)(1) allowed Price Cap Carriers to use an equal split to divide the charge between originating and terminating elements. When the terminating portion of the rate is reduced and then combined with the originating portion of the rate, a single flat rate is generated for billing purposes.

(M) – Material moved from Page 6-416.

## ACCESS SERVICE

## 6. SWITCHED ACCESS SERVICE

## 6.8 RATES AND CHARGES

## 6.8.2 LOCAL SWITCHING

## C. Common Switching Optional Features and BSEs (Cont'd)

|  |                     |              |     |
|--|---------------------|--------------|-----|
|  |                     |              | (D) |
| 4. Uniform Call Distribution Arrangement (available with FGA), per line  |                     |              | (C) |
|  | NONRECURRING CHARGE | MONTHLY RATE | (C) |
| Uniform Call Distribution Arrangement (BSE) (available with CSL), per line[1]  | —                   | \$0.21       | (C) |
|  |                     |              | (D) |
| 5. Nonhunting Number for use with Hunt Group Arrangement or Uniform Call Distribution Arrangement (available with CSL and FGA), per line |                     |              | (C) |
| 6. Automatic Number Identification (available with FGB, FGC and FGD), per trunk group[2]   |                     |              | (C) |

[1] This flat rated charge was calculated based upon a 50/50 split between originating and terminating. The FCC in their FCC 11-161 ICC Transformation order in section 51.907(d)(1) allowed Price Cap Carriers to use an equal split to divide the charge between originating and terminating elements. When the terminating portion of the rate is reduced and then combined with the originating portion of the rate, a single flat rate is generated for billing purposes.

[2] MF Signaling or SS7 Out of Band Signaling.

## ACCESS SERVICE

## 6. SWITCHED ACCESS SERVICE

## 6.8 RATES AND CHARGES

## 6.8.2 LOCAL SWITCHING

## C. Common Switching Optional Features and BSEs

## 6. Automatic Number Identification (Cont'd)

|   | NONRECURRING | RECURRING           |     |
|---|--------------|---------------------|-----|
| Automatic Number Identification (BSE)<br>(available with CST1, CST2 and CST3)[1]  |              |                     | (C) |
| • Per Call with CST1, CST2 and CST3[2]  | —            | \$0.000035          |     |
| • Per trunk group with CST1 and CST2[2,3]   | \$143.21     | —                   | (C) |
| • Per CIC Code, per trunk group with CST3[2,3]  | 23.74        | —                   | (C) |
| Flexible Automatic Number Identification (BSE)<br><br>(Available with ANI Optional Feature on FGD or ANI (BSE) on CST3) |              |                     |     |
|   |              | NONRECURRING CHARGE | (C) |
| • With associated trunk activity, per CIC Code, per end office[2,4]   |              | \$213.80            | (C) |
| • Without associated trunk activity, per CIC Code per, end office[2,4]  |              | 233.38              | (C) |

[1] MF Signaling or SS7 Out of Band Signaling.

[2] This flat rated charge was calculated based upon a 50/50 split between originating and terminating. The FCC in their FCC 11-161 ICC Transformation order in section 51.907(d)(1) allowed Price Cap Carriers to use an equal split to divide the charge between originating and terminating elements. When the terminating portion of the rate is reduced and then combined with the originating portion of the rate, a single flat rate is generated for billing purposes.

[3] Nonrecurring charges apply on subsequent orders only.

[4] Nonrecurring charges apply only to customer's ordering Flexible ANI for purposes other than determination of payphone compensation to Payphone Service Providers

## ACCESS SERVICE

## 6. SWITCHED ACCESS SERVICE

## 6.8 RATES AND CHARGES

## 6.8.2 LOCAL SWITCHING

## C. Common Switching Optional Features and BSEs (Cont'd)

|   |                        |                 |     |
|---|------------------------|-----------------|-----|
|   |                        |                 | (D) |
| 7. Up to 7-Digit Outpulsing of Access<br>Digits to customer (available with<br>CST1, FGB and bundled <i>DID</i> ),<br>per trunk group |                        |                 | (C) |
|   | NONRECURRING<br>CHARGE | MONTHLY<br>RATE | (C) |
| • Called Directory Number<br>Delivery (BSE) (available<br>with unbundled <i>DID</i> ), per<br>trunk termination[1]                    | \$18.83                | \$0.27          | (C) |
|   |                        |                 | (D) |
| 8. Cut-Through (available with CST3<br>and FGD), per end office or access<br>tandem   |                        |                 | (C) |

[1] This flat rated charge was calculated based upon a 50/50 split between originating and terminating. The FCC in their FCC 11-161 ICC Transformation order in section 51.907(d)(1) allowed Price Cap Carriers to use an equal split to divide the charge between originating and terminating elements. When the terminating portion of the rate is reduced and then combined with the originating portion of the rate, a single flat rate is generated for billing purposes.



## ACCESS SERVICE

## 6. SWITCHED ACCESS SERVICE

## 6.8 RATES AND CHARGES

## 6.8.2 LOCAL SWITCHING

## C. Common Switching Optional Features and BSEs (Cont'd)

- |   |     |
|---|-----|
|   | (D) |
| 9. Delay Dial Start-Pulsing Signaling<br>(available with CST2 and FGC), per<br>trunk group[1]   | (C) |
| 10. Immediate Dial-Pulse Address<br>Signaling (available with CST2<br>and FGC), per trunk group | (C) |
| 11. Dial-Pulse Address Signaling<br>(available with CST2 and FGC),<br>per trunk group           | (C) |
| 12. Revertive Pulse Address Signaling<br>(available with CST2 and FGC),<br>per trunk group[2]   | (C) |
| 13. Service Class Routing (available with<br>CST2, CST3, FGC and FGD), per<br>trunk group       | (C) |

[1] Not available in OR, WA.

[2] Available with existing service only.

**ACCESS SERVICE**

**6. SWITCHED ACCESS SERVICE**

**6.8 RATES AND CHARGES**

**6.8.2 LOCAL SWITCHING**

**C. Common Switching Optional Features and BSEs (Cont'd)**

**14. Alternate Traffic Routing**

- Multiple Customer Premises Alternate Routing (available with FGB, FGC and FGD), per trunk group (D)
- End Office Alternate Routing when ordered in trunks (available with FGB, FGC and FGD)
  - Per trunk (C)
  - Per trunk group (C)
- End Office Alternate Routing to a customer-provided tandem premises, FGD only
  - Per trunk (C)
  - Per trunk group (C)

(M) Material moved to Page 6-422.1.

## ACCESS SERVICE

## 6. SWITCHED ACCESS SERVICE

## 6.8 RATES AND CHARGES

## 6.8.2 LOCAL SWITCHING

## C. Common Switching Optional Features and BSEs (Cont'd)

|  | NONRECURRING<br>CHARGE | RECURRING<br>RATE | (C) |
|--|------------------------|-------------------|-----|
| Alternate Traffic Routing (BSE)  |                        |                   |     |
| • Multiple Customer Premises<br>Alternate Routing (available<br>with CST1, CST2 and CST3),<br>per trunk group[1,2] | \$76.51                | —                 | (C) |
| • End Office Alternate Routing<br>(available with CST1, CST2<br>and CST3), per trunk group[1,2]                    | 76.51                  | —                 | (C) |
| • End Office Alternate Routing<br>to a customer-provided tandem<br>premises, CST3 only, per trunk<br>group[1,2]    | 76.51                  | —                 | (C) |

[1] Nonrecurring charges apply on subsequent orders only.

[2] This flat rated charge was calculated based upon a 50/50 split between originating and terminating. The FCC in their FCC 11-161 ICC Transformation order in section 51.907(d)(1) allowed Price Cap Carriers to use an equal split to divide the charge between originating and terminating elements. When the terminating portion of the rate is reduced and then combined with the originating portion of the rate, a single flat rate is generated for billing purposes.

(M) Material moved from Page 6-422.

## ACCESS SERVICE

## 6. SWITCHED ACCESS SERVICE

## 6.8 RATES AND CHARGES

## 6.8.2 LOCAL SWITCHING

## C. Common Switching Optional Features and BSEs (Cont'd)

- (D)
15. Trunk Access Limitation Arrangement  
(available with CST2, CST3, FGC and  
FGD), per end office (C)
16. International Carrier Option (available  
with CST3 and FGD), per end office  
and access tandem (C)
17. Band Advance for use with WATS Access  
Service (available with CSL, CST1, CST2,  
CST3, FGA, FGB, FGC and FGD), per  
hunt or trunk group (C)
18. Reserved for Future Use
19. End Office End User Line Screening for use  
with WATS Access Service (available with CST2,  
CST3, FGC and FGD), per line (C)

[1] Available with existing services only.

## ACCESS SERVICE

## 6. SWITCHED ACCESS SERVICE

## 6.8 RATES AND CHARGES

## 6.8.2 LOCAL SWITCHING

## C. Common Switching Optional Features and BSEs (Cont'd)

|     |   |                                |                         |
|-----|---|--------------------------------|-------------------------|
|     |   |                                | (D)                     |
| 20. | Hunt Group for use with WATS Access Service (available with CSL, CST1, CST2, CST3, FGA, FGB, FGC and FGD), per hunt group   |                                | (C)                     |
| 21. | Uniform Call Distribution for use with WATS Access Service (available with CSL, CST1, CST2, CST3, FGA, FGB, FGC and FGD), per hunt group  |                                | (C)                     |
| 22. | Nonhunting Number for use with Hunt Group or Uniform Call Distribution for use with WATS Access Service (available with CSL, CST1, CST2, CST3, FGA, FGB, FGC and FGD), per line |                                | (C)                     |
|     |   | <b>NONRECURRING<br/>CHARGE</b> | <b>MONTHLY<br/>RATE</b> |
| 23. | Call Transfer (BSE) (available with CSL and FGA), per line[1]   | —                              | \$0.17                  |
| 24. | Three-Way Calling (BSE) (available with CSL and FGA), per line[1]   | —                              | 0.07                    |
| 25. | Caller Identification - Number (BSE) (available with CSL and FGA), per line (calling number only)[1]  | —                              | 0.05                    |

[1] This flat rated charge was calculated based upon a 50/50 split between originating and terminating. The FCC in their FCC 11-161 ICC Transformation order in section 51.907(d)(1) allowed Price Cap Carriers to use an equal split to divide the charge between originating and terminating elements. When the terminating portion of the rate is reduced and then combined with the originating portion of the rate, a single flat rate is generated for billing purposes.

## ACCESS SERVICE

## 6. SWITCHED ACCESS SERVICE

## 6.8 RATES AND CHARGES 6

## 6.8.2 LOCAL SWITCHING

## C. Common Switching Optional Features and BSEs (Cont'd)

|  | NONRECURRING<br>CHARGE | MONTHLY<br>RATE | (C) |
|--|------------------------|-----------------|-----|
| 26. Caller Identification - Bulk<br>(BSE) (available with CSL and<br>FGA)[1] |                        |                 |     |
| • Call Data Input/Output<br>Central Office Facility,<br>Each[2]              | \$163.60               | \$110.44        | (C) |
| • Per multiline hunt group<br>Terminating in Call Data<br>I/O CO Facility[2] | 44.66)                 | 3.81            | (C) |

[1] These rates are in addition to the rates for the associated DNAL.

[2] This flat rated charge was calculated based upon a 50/50 split between originating and terminating. The FCC in their FCC 11-161 ICC Transformation order in section 51.907(d)(1) allowed Price Cap Carriers to use an equal split to divide the charge between originating and terminating elements. When the terminating portion of the rate is reduced and then combined with the originating portion of the rate, a single flat rate is generated for billing purposes.

## ACCESS SERVICE

## 6. SWITCHED ACCESS SERVICE

## 6.8 RATES AND CHARGES 6

## 6.8.2 LOCAL SWITCHING

## C. Common Switching Optional Features and BSEs (Cont'd)

|  | NONRECURRING<br>CHARGE | MONTHLY<br>RATE | (C) |
|--|------------------------|-----------------|-----|
| 27. Message Delivery Service (BSE) and<br>Message Delivery Service - Interoffice<br>(BSE)<br>(available with CSL and FGA)[1] |                        |                 |     |
| • Call Data Input/Output<br>Central Office Facility,<br>Each[2]  | \$163.60               | \$110.44        | (C) |
| • MDS Arrangement, per<br>multiline hunt group<br>terminating in an<br>I/O CO Facility[2]                                    | 71.25                  | 4.40            | (C) |
| • MDS Call Data, per line[2]   |                        | 0.42            | (C) |
| • MDSI Arrangement, per<br>multiline hunt group<br>terminating in an<br>I/O CO Facility[2]                                   | 137.50                 | 6.50            | (C) |
| • Call Data - Interoffice, per line[2]   | 3.00                   | 27.50           | (C) |

[1] These rates are in addition to the rates for the associated DNAL.

[2] This flat rated charge was calculated based upon a 50/50 split between originating and terminating. The FCC in their FCC 11-161 ICC Transformation order in section 51.907(d)(1) allowed Price Cap Carriers to use an equal split to divide the charge between originating and terminating elements. When the terminating portion of the rate is reduced and then combined with the originating portion of the rate, a single flat rate is generated for billing purposes.

## ACCESS SERVICE

## 6. SWITCHED ACCESS SERVICE

## 6.8 RATES AND CHARGES

## 6.8.2 LOCAL SWITCHING

## C. Common Switching Optional Features and BSEs (Cont'd)

|  | NONRECURRING<br>CHARGE | MONTHLY<br>RATE | (C) |
|--|------------------------|-----------------|-----|
| 28. <i>DID</i> Trunk Queuing (BSE)<br>(available with <i>DID</i> )   |                        |                 |     |
| • Per <i>DID</i> number equipped[1]  | —                      | \$ 3.35         | (C) |
| • Per queue group[1]   | \$74.60                | —               | (C) |
| a. Delay Announcement  |                        |                 |     |
| • Standardized announcement,<br>per announcement in<br>announcement sequence[1]  | 51.21                  | 31.74           | (C) |
| b. Changes   |                        |                 |     |
| • Change in quantity of calls<br>held in queue, per group[1]   | 71.21                  | —               | (C) |
| • Change from or to ringing or<br>silence after announcements,<br>change in amount of time calls<br>are held in queue or change in<br>amount of time between<br>announcements[1] | 71.21                  | —               | (C) |
| 29. Make Busy (BSE) (available<br>with CSL and FGA), per<br>line and/or group[1,2]   | —                      | 0.56            | (C) |

[1] This flat rated charge was calculated based upon a 50/50 split between originating and terminating. The FCC in their FCC 11-161 ICC Transformation order in section 51.907(d)(1) allowed Price Cap Carriers to use an equal split to divide the charge between originating and terminating elements. When the terminating portion of the rate is reduced and then combined with the originating portion of the rate, a single flat rate is generated for billing purposes.

[2] These rates are in addition to the rates for the associated DNAL.



## ACCESS SERVICE

## 6. SWITCHED ACCESS SERVICE

## 6.8 RATES AND CHARGES

## 6.8.2 LOCAL SWITCHING

## C. Common Switching Optional Features and BSEs (Cont'd)

|   | NONRECURRING<br>CHARGE | MONTHLY<br>RATE | (C) |
|---|------------------------|-----------------|-----|
| 30. Call Forwarding - Variable (BSE) (available with CSL and FGA), per line[1]  | —                      | \$ 0.01         | (C) |
| 31. Queuing For Use With UCD (BSE) (available with CSL and FGA), per multiline hunt group[1]  | \$71.21                | 3.08            | (C) |
| a. Delay Announcement <ul style="list-style-type: none"> <li>Standardized announcement, per announcement in announcement sequence[1]</li> </ul>   | 51.21                  | 30.49           | (C) |
| b. Changes <ul style="list-style-type: none"> <li>Change in quantity of calls held in queue, per group[1]</li> </ul>  | 71.21                  | —               | (C) |
| <ul style="list-style-type: none"> <li>Change from or to ringing or silence after announcements, change in amount of time calls are held in queue or change in amount of time between announcements[1]</li> </ul> | 71.21                  | —               | (C) |
| 32. Clear Channel Capability (BSE) (available with CST3 or FGD), per trunk group[2]   | 12.50                  | —               | (C) |

[1] This flat rated charge was calculated based upon a 50/50 split between originating and terminating. The FCC in their FCC 11-161 ICC Transformation order in section 51.907(d)(1) allowed Price Cap Carriers to use an equal split to divide the charge between originating and terminating elements. When the terminating portion of the rate is reduced and then combined with the originating portion of the rate, a single flat rate is generated for billing purposes.

[2] The flat rated Clear Channel Capability charge was calculated based upon a 50/50 split between originating and terminating. The FCC in their FCC 11-161 ICC Transformation order in section 51.907(d)(1) allowed Price Cap Carriers to use an equal split to divide the charge between originating and terminating elements. When the terminating portion of the rate is reduced and then combined with the originating portion of the rate, a single flat rate is generated for billing purposes.

## ACCESS SERVICE

## 6. SWITCHED ACCESS SERVICE

## 6.8 RATES AND CHARGES

## 6.8.2 LOCAL SWITCHING (Cont'd)

## D. Transport Termination Optional Features

(D)

1. Line Side Terminations (available with  
CSL and FGA)

- Two Way Operation
  - Dial Pulse with Loop Start
  - Dial Pulse with Ground Start
  - DTMF with Loop Start
  - DTMF with Ground Start
- Terminating Operation
  - Dial Pulse with Loop Start
  - Dial Pulse with Ground Start
  - DTMF with Loop Start
  - DTMF with Ground Start
- Originating Operation
  - Loop Start
  - Ground Start

(C)

(C)

(C)

(C)

(C)

(C)

ACCESS SERVICE

6. SWITCHED ACCESS SERVICE

6.8 RATES AND CHARGES

6.8.2 LOCAL SWITCHING

D. Transport Termination Optional Features (Cont'd)

2. Trunkside Terminations

- Standard Trunk or Originating,  
(available with Trunkside Access) (D)
- Terminating (available with Trunkside Access) (C)
- Two Way (available with Trunkside Access)[1] (C)
- Operator Trunk, Coin, Non-Coin or Combined  
Coin and Non-Coin (available with CST2, CST3,  
FGC and FGD) (C)
- Operator Trunk, Full Feature Arrangement  
(available with CST3 and FGD) (C)

[1] Two-Way Trunkside Termination is not available on CST3 or FGD Service routed via a customer-provided tandem premises.

## ACCESS SERVICE

## 6. SWITCHED ACCESS SERVICE

## 6.8 RATES AND CHARGES

## 6.8.2 LOCAL SWITCHING (Cont'd)

## E. Line Termination Optional Features and BSEs

|   | MONTHLY<br>RATE |     |
|---|-----------------|-----|
| 1. Answer Supervision - Lineside (BSE) (available with CSL and FGA), per line[1]                              | \$0.01          | (C) |
| 2. WATS Access Line Termination Options   |                 | (D) |
| a.Line Side Terminations  |                 |     |
| • Originating only loop-start, lineside connection, with DTMF address signaling per WATS Access Line          |                 | (C) |
| • Originating only loop-start, lineside connection, with dial-pulse address signaling per WATS Access Line    |                 | (C) |
| • Originating only ground-start, lineside connection, with DTMF address signaling per WATS Access Line        |                 | (C) |
| • Originating only ground start, lineside connection, with dial-pulse address signaling, per WATS Access Line |                 | (C) |
| • Terminating only loop start, lineside connection, per WATS Access Line                                      |                 | (C) |
| • Terminating only ground start, lineside connection, per WATS Access Line                                    |                 | (C) |

[1] This flat rated charge was calculated based upon a 50/50 split between originating and terminating. The FCC in their FCC 11-161 ICC Transformation order in section 51.907(d)(1) allowed Price Cap Carriers to use an equal split to divide the charge between originating and terminating elements. When the terminating portion of the rate is reduced and then combined with the originating portion of the rate, a single flat rate is generated for billing purposes.

## ACCESS SERVICE

## 6. SWITCHED ACCESS SERVICE

## 6.8 RATES AND CHARGES

## 6.8.2 LOCAL SWITCHING

## E. Line Termination Optional Features and BSEs

## 2. WATS Access Line Termination (Cont'd)

## b. Trunkside Terminations:

(D)

Terminating only trunkside connection  
for forwarding of Dialed Number Identification  
to end user, per WATS Access Line

(C)

| NONRECURRING<br>CHARGE | MONTHLY<br>RATE |
|------------------------|-----------------|
|------------------------|-----------------|

(C)

## c. Answer Supervision

- Originating only trunkside connection with Answer Supervision, with loop start dial tone using dial-pulse (DP) or Touch-Tone (DTMF) or Multifrequency (MF) Signaling

- Per first line or trunk, two-wire[1]

\$202.33

\$19.90

(C)

- Per each additional line or trunk, two-wire[1]

103.16

19.90

(C)

- Per first line or trunk, four-wire[2]

202.33

42.01

(C)

- Per each additional line or trunk, four-wire[2]

103.16

42.01

(C)

[1] Not available in AZ, CO, ID (Boise LATA), MT, NM, UT, WY

[2] Not available in AZ, CO, ID (Boise LATA), MT, NM, UT, WY, IA, MN, NE, ND, SD

## ACCESS SERVICE

## 6. SWITCHED ACCESS SERVICE

## 6.8 RATES AND CHARGES

## 6.8.2 LOCAL SWITCHING (Cont'd)

## F. 500 Access Service

|  | NONRECURRING<br>CHARGE | (C) |
|--|------------------------|-----|
| • Activation, per NXX code,<br>per required point of six-<br>digit translation | \$ 35.00               | (C) |
| • Route Pattern, per required<br>end office/tandem                             | 30.00                  | (C) |
|  | RECURRING<br>CHARGE    |     |
| • Carrier Identification Charge,<br>per call                                   | \$0.005602             |     |

## G. Carrier Identification Parameter

|  | NONRECURRING<br>CHARGE | (C) |
|--|------------------------|-----|
| • Nonrecurring Charge,<br>per access order | \$ 48.00               | (C) |
|  | MONTHLY<br>RATE        |     |
| • Per CST3 or FG D Trunk,<br>per month     | \$ 0.46                | (C) |

**ACCESS SERVICE**

**6. SWITCHED ACCESS SERVICE**

**6.8 RATES AND CHARGES (Cont'd)**

**6.8.3 RESERVED FOR FUTURE USE**

## ACCESS SERVICE

## 6. SWITCHED ACCESS SERVICE

## 6.8 RATES AND CHARGES (Cont'd)

## 6.8.4 MESSAGE UNIT CREDIT

|                      | RATE PER<br>ORIGINATING<br>CSL AND FGA<br>ACCESS MINUTE[1] |
|----------------------|--|
| Arizona              | \$(0.000032)   |
| Colorado             | (0.000025)   |
| Idaho (Boise LATA)   | (0.000028)   |
| Idaho (Spokane LATA) | (0.000022)   |
| Iowa                 | (0.000016)   |
| Minnesota            | (0.000019)   |
| Montana              | (0.000026)   |
| Nebraska             | (0.000012)   |
| New Mexico           | (0.000047)   |
| North Dakota         | (0.000009)   |
| Oregon               | (0.000054)   |
| South Dakota         | (0.000027)   |
| Utah                 | (0.000019)   |
| Washington           | (0.000026)   |
| Wyoming              | (0.000013)   |

[1] ( ) equals a negative amount.



## ACCESS SERVICE

## 6. SWITCHED ACCESS SERVICE

## 6.8 RATES AND CHARGES (Cont'd)

## 6.8.5 RESERVED FOR FUTURE USE

## 6.8.6 900 ACCESS SERVICE

|  | NONRECURRING<br>CHARGE | (C) |
|--|------------------------|-----|
| • Per first NXX, per end office/<br>tandem   | \$101.71               | (C) |
| • Per each subsequent NXX, per<br>end office/tandem  | 23.86                  | (C) |
| • Expanded 900 Option, per end<br>office/tandem with NXX<br>activity (available with CST3<br>and FGD)    | 874.81                 | (C) |
| • Expanded 900 Option, per end<br>office/tandem without NXX<br>activity (available with CST3<br>and FGD) | 950.88                 | (C) |
|  | RECURRING<br>CHARGE    |     |
| • 900 Customer Identification Charge   | \$0.000994             |     |

## ACCESS SERVICE

## 6. SWITCHED ACCESS SERVICE

## 6.8 RATES AND CHARGES (Cont'd)

## 6.8.7 SWITCHED DATA SERVICE

|  | NONRECURRING<br>CHARGE[1] | (C) |
|--|---------------------------|-----|
| • Per trunk associated<br>with Interface Group 6 |                           |     |
| - First trunk                                    | \$250.68                  | (C) |
| - Each additional                                | 32.22                     | (C) |
| • Per trunk associated<br>with Interface Group 9 |                           |     |
| - First trunk                                    | 249.02                    | (C) |
| - Each additional                                | 30.79                     | (C) |

## 6.8.8 INFORMATION SURCHARGE

|             | RATE PER<br>ACCESS MINUTE |
|-------------|---------------------------|
| • Surcharge | \$0.000000                |

[1] This flat rated charge was calculated based upon a 50/50 split between originating and terminating. The FCC in their FCC 11-161 ICC Transformation order in section 51.907(d)(1) allowed Price Cap Carriers to use an equal split to divide the charge between originating and terminating elements. When the terminating portion of the rate is reduced and then combined with the originating portion of the rate, a single flat rate is generated for billing purposes.

## ACCESS SERVICE

## 6. SWITCHED ACCESS SERVICE

## 6.8 RATES AND CHARGES (Cont'd)

## 6.8.9 8YY DB SERVICE

|  | RATE PER<br>CALL/QUERY |     |
|--|------------------------|-----|
| • 8YY Carrier Identification Charge,<br>per call           | \$0.0002               | (R) |
| • Vertical Features  |                        |     |
| - POTS Translation Charge,<br>per call                     | 0.000000               |     |
| - Call Handling & Destination<br>Feature Charge, per query | 0.000000               |     |