

Regulations, Rates and Charges
applying to the provision of Access Services
within a Local Access and Transport Area (LATA)
or equivalent market area for connection to interstate
communications facilities or for broadcast over the air of
audio or television program material and jurisdictionally
interstate IntraLATA Services for customers
within the operating territories of Maine (ME), Vermont (VT) and New Hampshire (NH)
of the issuing carriers listed below:

Consolidated Communications of Northern New England Company, LLC
(formerly Northern New England Telephone Operations LLC (ME and NH))

(T)

and

Consolidated Communications of Vermont Company, LLC
(formerly Telephone Operating Company of Vermont LLC (VT))

Access Services are provided by means of wire, fiber optics, radio or any other suitable technology or a combination thereof.

ACCESS SERVICE

CHECK SHEET

The Title Page and Pages 1 through 35-6 inclusive of this tariff are effective as of the date shown. The Original and revised pages named below and on Supplement No. 1 contain all changes from the original tariff that are in effect on the date shown.

<u>Page</u>	Number Revisions Except as <u>Indicated</u>		<u>Page</u>	Number Revisions Except as <u>Indicated</u>	<u>Page</u>	Number Revisions Except as <u>Indicated</u>
Title	3 rd Revised		2-138 thru 2-164	1 st Revised		
2	34th Revised	*	4-9	1 st Revised	6-238	1 st Revised
2.0.1	3 rd Revised		5-1	1 st Revised	6-244	1 st Revised
2.0.2	2 nd Revised		5-4	1 st Revised	7-1	1 st Revised
2.0.3	13th Revised	*	5-10	1 st Revised	7-3	1 st Revised
2.0.4	1 st Revised		5-13	1 st Revised	7-7 thru 7-24	1 st Revised
2.1	15 th Revised		5-14 thru 5-15	1 st Revised	7-26	1 st Revised
2.2	Original		5-21	1 st Revised	7-28	1 st Revised
2.3	1 st Revised		5-22	2 nd Revised	7-34	1 st Revised
5	1 st Revised		5-23	1 st Revised	7-39 thru 7-41	1 st Revised
8	1 st Revised		5-26	1 st Revised	7-47	2 nd Revised
13	1 st Revised		5-28	1 st Revised	7-48	1 st Revised
14	1 st Revised		5-36 thru 5-37	1 st Revised	7-49	1 st Revised
20 thru 21	1 st Revised		5-41	1 st Revised	7-53	1 st Revised
22	1 st Revised		5-42 thru 5-47	1 st Revised	7-54 thru 7-65	1 st Revised
24	1 st Revised		5-49	1 st Revised	7-67 thru 7-73	1 st Revised
23	1 st Revised		5-50	2 nd Revised	7-75 thru 7-79	1 st Revised
26 thru 29	1 st Revised		5-51 thru 5-52	1 st Revised	7-82 thru 7-85	1 st Revised
31 thru 34	1 st Revised		5-55 thru 5-61	1 st Revised	7-86	2 nd Revised
39	2 nd Revised		6-12	2 nd Revised	7-87 thru 7-91	1 st Revised
40 thru 41	1 st Revised		6-22	1 st Revised	7-94	1 st Revised
44	1 st Revised		6-23	1 st Revised	7-96 thru 7-97	1 st Revised
45	2 nd Revised		6-25	2 nd Revised	7-99	2 nd Revised
47 thru 48	1 st Revised		6-28	1 st Revised	7-100	1 st Revised
51	1 st Revised		6-31	1 st Revised	7-102	1 st Revised
52	1 st Revised		6-33	1 st Revised	7-105	1 st Revised
58	1 st Revised		6-53	1 st Revised	7-106	2 nd Revised
1-1	2 nd Revised		6-55	1 st Revised	7-107	1 st Revised
2-7	1 st Revised		6-64	1 st Revised	7-109	1 st Revised
2-18	1 st Revised		6-69	1 st Revised	7-111 thru 7-136	1 st Revised
2-25	1 st Revised		6-74	1 st Revised	7-137	2 nd Revised
2-41	2 nd Revised		6-76	1 st Revised	7-138 thru 7-144	1 st Revised
2-42	1 st Revised		6-80	1 st Revised	7-145	2 nd Revised
2-43	1 st Revised		6-86	1 st Revised	7-146 thru 7-147	1 st Revised
2-46	2 nd Revised		6-91	1 st Revised	7-148	2 nd Revised
2-47	1 st Revised		6-97	1 st Revised	7-149	1 st Revised
2-49	1 st Revised		6-102	1 st Revised	7-151 thru 7-206	1 st Revised
2-63	1 st Revised		6-104	1 st Revised	7-246	2 nd Revised
2-64	1 st Revised		6-108	1 st Revised	7-249 thru 7-250	1 st Revised
2-72	1 st Revised		6-114	1 st Revised	7-251	2 nd Revised
2-79	1 st Revised		6-128	1 st Revised	7-252	1 st Revised
2-80	1 st Revised		6-140	1 st Revised	7-253	2 nd Revised
2-109	1 st Revised		6-157	1 st Revised	7-254 thru 7-255	1 st Revised
2-116	1 st Revised		6-163	1 st Revised	7-258	1 st Revised
2-123 thru 2-125	1 st Revised		6-175	1 st Revised	7-261	1 st Revised
2-127	1 st Revised		6-176	1 st Revised	7-263 thru 7-264	1 st Revised
2-128 thru 2-129	1 st Revised		6-177	1 st Revised		
2-131 thru 2-133	1 st Revised					
2-136	1 st Revised					

Transmittal No. 121

Issued: June 16, 2023

Effective: July 1, 2023

ACCESS SERVICE

CHECK SHEET (CONT'D)

<u>Page</u>	Number Revisions Except as <u>Indicated</u>	<u>Page</u>	Number Revisions Except as <u>Indicated</u>	<u>Page</u>	Number Revisions Except as <u>Indicated</u>
7-265	2 nd Revised	10-20	1 st Revised	25-35	2 nd Revised
7-266	1 st Revised	13-1	1 st Revised	25-36	2 nd Revised
7-268	1 st Revised	13-25	1 st Revised	25-37	1 st Revised
7-272 thru 7-273	1 st Revised	13-34	1 st Revised	25-38	2 nd Revised
7-274	2 nd Revised	13-41	1 st Revised	25-39	2 nd Revised
7-276	2 nd Revised	13-57	1 st Revised	25-40	2 nd Revised
7-277 thru 7-292	1 st Revised	13-58	1 st Revised	25-41	2 nd Revised
7-293 thru 7-296	2 nd Revised	14-1 thru 14-180	1 st Revised	25-42	2 nd Revised
7-297	1 st Revised	15-2	1 st Revised	25-43	2 nd Revised
7-298 thru 7-301	2 nd Revised	15-20 thru 15-38	1 st Revised	25-44	2 nd Revised
7-302	1 st Revised	17-1 thru 17-35	1 st Revised	25-45	1 st Revised
7-303 thru 7-306	2 nd Revised	19-1 thru 19-11	1 st Revised	25-46	1 st Revised
7-307	1 st Revised	22-1	1 st Revised	25-47	1 st Revised
7-308	2 nd Revised	21-7	1 st Revised	25-48	1 st Revised
7-309	1 st Revised	23-1 thru 23-8	1 st Revised	25-49	2 nd Revised
7-310	1 st Revised	24-1	1 st Revised	25-50	2 nd Revised
7-311 thru 7-327	2 nd Revised	25-1	2 nd Revised	25-51	1 st Revised
7-328	1 st Revised	25-2	2 nd Revised	25-52	1 st Revised
7-329	1 st Revised	25-3	2 nd Revised	25-53	1 st Revised
7-330 thru 7-333	2 nd Revised	25-4	2 nd Revised	25-54	1 st Revised
7-334	1 st Revised	25-5	1 st Revised	25-55	1 st Revised
7-335	1 st Revised	25-6	2 nd Revised	25-56 thru 25-62	1st Revised
7-336	2 nd Revised	25-7	2 nd Revised	25-64	1 st Revised
7-337 thru 7-340	1 st Revised	25-8	2 nd Revised	25-65	2 nd Revised
7-342 thru 7-345	1 st Revised	25-9	1 st Revised	25-67 thru 25-69	1 st Revised
8-1	1 st Revised	25-10	2 nd Revised	25-70	2 nd Revised
8-2	1 st Revised	25-11	2 nd Revised	25-71 thru 25-118	1 st Revised
8-3	1 st Revised	25-12	1 st Revised	25-121 thru 25-125	1 st Revised
8-4	1 st Revised	25-13	2 nd Revised	25-127 thru 25-128	1 st Revised
8-5	1 st Revised	25-14	1 st Revised	25-131 thru 25-132	1 st Revised
9-1	1 st Revised	25-15	2 nd Revised	25-137 thru 25-138	1 st Revised
9-2	1 st Revised	25-16	1 st Revised	26-1	1 st Revised
9-3	1 st Revised	25-17	2 nd Revised	26-7	1 st Revised
9-4	1 st Revised	25-18	2 nd Revised	26-11	1 st Revised
9-5	1 st Revised	25-19	2 nd Revised	26-15 thru 26-18	1 st Revised
9-6	1 st Revised	25-20	1 st Revised	26-24 thru 26-32	1 st Revised
9-7	1 st Revised	25-21	1 st Revised	26-35	1 st Revised
9-8	1 st Revised	25-22	1 st Revised	26-37	1 st Revised
9-9	1 st Revised	25-23	1 st Revised	26-39 thru 26-40	1 st Revised
9-10	1 st Revised	25-24	1 st Revised	26-41	2 nd Revised
9-11	1 st Revised	25-25	1 st Revised	26-43 thru 26-45	1 st Revised
9-12	1 st Revised	25-26	2 nd Revised	26-52	1 st Revised
9-13	1 st Revised	25-27	1 st Revised	26-60	1 st Revised
9-14	1 st Revised	25-28	2 nd Revised	26-62 thru 26-64	1 st Revised
9-15	1 st Revised	25-29	2 nd Revised	26-66 thru 26-67	1 st Revised
9-16	1 st Revised	25-30	2 nd Revised	27-3	1 st Revised
9-17	1 st Revised	25-31	2 nd Revised	28-1	1 st Revised
10-1	1 st Revised	25-32	2 nd Revised	28-3	1 st Revised
10-3	1 st Revised	25-33	2 nd Revised	28-4	2 nd Revised
10-5 thru 10-8	1 st Revised	25-34	1 st Revised		
10-15 thru 10-16	1 st Revised				

(Z)

Transmittal No. 107

Issued: September 16, 2020

Effective: October 1, 2020

ACCESS SERVICE

CHECK SHEET (CONT'D)

<u>Page</u>	<u>Number Revisions Except as Indicated</u>	<u>Page</u>	<u>Number Revisions Except as Indicated</u>	<u>Page</u>	<u>Number Revisions Except as Indicated</u>	
28-5 thru 28-8	1 st Revised	30-66 thru 30-67	2 nd Revised	30-280 thru 30-302	2 nd Revised	
28-52	2 nd Revised	30-68 thru 30-83	1 st Revised	30-303 thru 30-306	1 st Revised	
30-27	2 nd Revised	30-84 thru 30 -86	2 nd Revised	30-307 thru 30-310	2 nd Revised	
30-28	1 st Revised	30-87	1 st Revised	30-311 thru 30-357	1 st Revised	(Z)
30-29 thru 30-30	2 nd Revised	30-88 thru 30-89	2 nd Revised	30-358 thru 30- 362	2nd Revised	*
30-31 thru 30-41	1 st Revised	30-90 thru 30-91	1 st Revised	30-363	Original	
30-42 thru 30-51	2 nd Revised	30-92 thru 30-118	2 nd Revised	30-364 thru 30-384	1 st Revised	
30-52 thru 30-53	1 st Revised	30-119	1 st Revised			
30-54 thru 30-61	2 nd Revised	30-120 thru 30-126	2 nd Revised	30-385 thru 30-386	2 nd Revised	
30-62	1 st Revised	30-127 thru 30-138	1 st Revised	30-387 thru 30-388	1 st Revised	
30-63	2 nd Revised	30-139	2 nd Revised	30-389	2 nd Revised	
30-64 thru 30-65	1 st Revised	30-140	1 st Revised	30-390 thru 30-396	1 st Revised	
		30-141	2 nd Revised	30-398	2 nd Revised	
		30-142	1 st Revised	30-499 thru 30-537	1 st Revised	
		30-143 thru 30-144	2 nd Revised			
		30-145	1 st Revised			
		30-146	2 nd Revised			
		30-147	1 st Revised			
		30-148 thru 30-165	2 nd Revised			
		30-166 thru 30-169	1 st Revised			
		30-170 thru 30-180	2 nd Revised			
		30-181 thru 30-182	1 st Revised			
		30-183 thru 30-192	2 nd Revised			
		30-193	1 st Revised			
		30-194 thru 30-199	2 nd Revised			
		30-200	1 st Revised			
		30-201 thru 30-220	2 nd Revised			
		30-221	1 st Revised			
		30-222 thru 30-243	2 nd Revised			
		30-244	1 st Revised			
		30-245 thru 30-278	2 nd Revised			
		30-279	1 st Revised			

ACCESS SERVICE

CHECK SHEET (CONT'D)

<u>Page</u>	Number Revisions Except as <u>Indicated</u>	<u>Page</u>	Number Revisions Except as <u>Indicated</u>	<u>Page</u>	Number Revisions Except as <u>Indicated</u>
31-1	1 st Revised				
31-2	1 st Revised				
31-3	11th Revised	*			
31-4	11th Revised	*			
31-7	2 nd Revised				
31-8	24th Revised	*			
31-8.1	1 st Revised				
31-9	23rd Revised	*			
31-9.1	1 st Revised				
31-10	10th Revised	*			
31-10.1	3rd Revised	*			
31.10.2	2nd Revised	*			
31-11	8 th Revised				
31-11.1	1 st Revised				
31-25	1 st Revised				
31-26	2 nd Revised				
31-32	1 st Revised				
31-33	1 st Revised				
31-34	1 st Revised				
31-35	1 st Revised				
31-46	3rd Revised	*			
31-58	1 st Revised				
31-65	4th Revised	*			
31-85 thru 31-87	1 st Revised				
31-87.1	Original				
31-88 thru 31-92	1 st Revised				
31-92.1	Original				
31-93 thru 31-95	1 st Revised				
31-97	1 st Revised				
31-99	11th Revised	*			
31-100 thru 31-105	1 st Revised				
31-108 thru 31-120	1 st Revised				

Transmittal No. 121

Issued: June 16, 2023

Effective: July 1, 2023

Vice President - Regulatory
5 Davis Farm Road, Portland, ME 04103

ACCESS SERVICE

CHECK SHEET (CONT'D)

<u>Page</u>	Number Revisions Except as <u>Indicated</u>	<u>Page</u>	Number Revisions Except as <u>Indicated</u>	<u>Page</u>	Number Revisions Except as <u>Indicated</u>
31-121	1 st Revised				
31-122	1 st Revised				
31-123	1 st Revised				
31-124	1 st Revised				
31-125	1 st Revised				
31-127	1st Revised	*			
31-132 thru 31-134	1st Revised	*			
31-163	1 st Revised				
31-166	1st Reserved	*			
31-168	1st Reserved	*			
31-170 thru 31-172	1st Reserved	*			
32-2	1 st Revised				
32-3	1 st Revised				
32-4	1 st Revised				
32-5	1 st Revised				
32-6	1 st Revised				
32-7	1 st Revised				
32-8	1 st Revised				
32-9	1 st Revised				
32-10	1 st Revised				
32-11	1 st Revised				
32-12	1 st Revised				
32-13	1 st Revised				
32-14	1 st Revised				
32-15	1 st Revised				
32-16	1 st Revised				

Transmittal No. 106

Issued: July 31, 2020

Effective: August 1, 2020

Vice President - Regulatory
5 Davis Farm Road, Portland, ME 04103

ACCESS SERVICE

CHECK SHEET (CONT'D)

<u>Page</u>	<u>Number Revisions Except as Indicated</u>	<u>Page</u>	<u>Number Revisions Except as Indicated</u>	<u>Page</u>	<u>Number Revisions Except as Indicated</u>
	(Z)	32-17	1 st Revised	32-56	1 st Revised
		32-18	1 st Revised	32-57	1 st Revised
		32-19	1 st Revised	32-58	1 st Revised
		32-20	1 st Revised	32-59	1 st Revised
		32-21	1 st Revised	32-60	1 st Revised
		32-22	1 st Revised	32-61	1 st Revised
		32-23	1 st Revised	32-62	1 st Revised
		32-24	1 st Revised	32-63	1 st Revised
		32-25	1 st Revised	32-64	1 st Revised
		32-26	1 st Revised	32-65	1 st Revised
		32-27	1 st Revised	32-66	1 st Revised
		32-28	1 st Revised	32-67	1 st Revised
		32-29	1 st Revised	32-68	1 st Revised
		32-30	1 st Revised	32-69	1 st Revised
		32-31	1 st Revised	32-70	1 st Revised
		32-32	1 st Revised	32-71	1 st Revised
		32-33	1 st Revised	32-72	1 st Revised
		32-34	1 st Revised	32-73	1 st Revised
		32-35	1 st Revised	32-74	1 st Revised
		32-36	1 st Revised	32-75	1 st Revised
		32-37	1 st Revised	32-76	1 st Revised
		32-38	1 st Revised	32-77	1 st Revised
		32-39	1 st Revised	32-78	1 st Revised
		32-40	1 st Revised	32-79	1 st Revised
		32-41	1 st Revised	32-80	1 st Revised
		32-42	1 st Revised	32-81	1 st Revised
		32-43	1 st Revised	32-82	1 st Revised
		32-44	1 st Revised	32-83	1 st Revised
		32-45	1 st Revised	32-84	1 st Revised
		32-46	1 st Revised	32-85	1 st Revised
		32-47	1 st Revised	32-86	1 st Revised
		32-48	1 st Revised	32-87	1 st Revised
		32-49	1 st Revised	32-88	1 st Revised
		32-50	1 st Revised	32-89	1 st Revised
	(Z)	32-51	1 st Revised	32-90	1 st Revised
		32-52	1 st Revised		
		32-53	1 st Revised		
		32-54	1 st Revised		
		32-55	1 st Revised		

(Z) Signifies a correction

Transmittal No. 111

Issued: June 16, 2021

Effective: July 1, 2021

Vice President - Regulatory
5 Davis Farm Road, Portland, ME 04103

ACCESS SERVICE

CHECK SHEET (CONT'D)

<u>Page</u>	Number Revisions Except as <u>Indicated</u>		<u>Page</u>	Number Revisions Except as <u>Indicated</u>		<u>Page</u>	Number Revisions Except as <u>Indicated</u>	
32-91	1 st Revised	*	32-129	1 st Revised	*	32-167	1 st Revised	*
32-92	1 st Revised	*	32-130	1 st Revised	*	32-168	1 st Revised	*
32-93	1 st Revised	*	32-131	1 st Revised	*	32-169	1 st Revised	*
32-94	1 st Revised	*	32-132	1 st Revised	*	32-170	1 st Revised	*
32-95	1 st Revised	*	32-133	1 st Revised	*	32-171	1 st Revised	*
32-96	1 st Revised	*	32-134	1 st Revised	*	32-172	1 st Revised	*
32-97	1 st Revised	*	32-135	1 st Revised	*	32-173	1 st Revised	*
32-98	1 st Revised	*	32-136	1 st Revised	*	32-174	1 st Revised	*
32-99	1 st Revised	*	32-137	1 st Revised	*	32-175	1 st Revised	*
32-100	1 st Revised	*	32-138	1 st Revised	*	32-176	1 st Revised	*
32-101	1 st Revised	*	32-139	1 st Revised	*	32-177	1 st Revised	*
32-102	1 st Revised	*	32-140	1 st Revised	*	32-178	1 st Revised	*
32-103	1 st Revised	*	32-141	1 st Revised	*	32-179	1 st Revised	*
32-104	1 st Revised	*	32-142	1 st Revised	*	32-180	1 st Revised	*
32-105	1 st Revised	*	32-143	1 st Revised	*	32-181	1 st Revised	*
32-106	1 st Revised	*	32-144	1 st Revised	*	32-182	1 st Revised	*
32-107	1 st Revised	*	32-145	1 st Revised	*	32-183	1 st Revised	*
32-108	1 st Revised	*	32-146	1 st Revised	*	32-184	1 st Revised	*
32-109	1 st Revised	*	32-147	1 st Revised	*	32-185	1 st Revised	*
32-110	1 st Revised	*	32-148	1 st Revised	*	32-186	1 st Revised	*
32-111	1 st Revised	*	32-149	1 st Revised	*	32-187	1 st Revised	*
32-112	1 st Revised	*	32-150	1 st Revised	*	32-188	1 st Revised	*
32-113	1 st Revised	*	32-151	1 st Revised	*	32-189	1 st Revised	*
32-114	1 st Revised	*	32-152	1 st Revised	*	32-190	1 st Revised	*
32-115	1 st Revised	*	32-153	1 st Revised	*	32-191	1 st Revised	*
32-116	1 st Revised	*	32-154	1 st Revised	*	32-192	1 st Revised	*
32-117	1 st Revised	*	32-155	1 st Revised	*	32-193	1 st Revised	*
32-118	1 st Revised	*	32-156	1 st Revised	*	32-194	1 st Revised	*
32-119	1 st Revised	*	32-157	1 st Revised	*	32-195	1 st Revised	*
32-120	1 st Revised	*	32-158	1 st Revised	*	32-196	1 st Revised	*
32-121	1 st Revised	*	32-159	1 st Revised	*	32-197	1 st Revised	*
32-122	1 st Revised	*	32-160	1 st Revised	*	32-198	1 st Revised	*
32-123	1 st Revised	*	32-161	1 st Revised	*	32-199	1 st Revised	*
32-124	1 st Revised	*	32-162	1 st Revised	*	32-200	1 st Revised	*
32-125	1 st Revised	*	32-163	1 st Revised	*	32-201	1 st Revised	*
32-126	1 st Revised	*	32-164	1 st Revised	*	32-202	1 st Revised	*
32-127	1 st Revised	*	32-165	1 st Revised	*	32-203	1 st Revised	*
32-128	1 st Revised	*	32-166	1 st Revised	*	32-204	1 st Revised	*

Transmittal No. 103

Issued: March 17, 2020

Effective: April 1, 2020

ACCESS SERVICE

CHECK SHEET (CONT'D)

The Title Page and Pages 1 through 35-6 inclusive of this tariff are effective as of the date shown. The Original and revised pages named below and on Supplement No. 1 contain all changes from the original tariff that are in effect on the date shown.

<u>Page</u>	Number Revisions Except as <u>Indicated</u>	<u>Page</u>	Number Revisions Except as <u>Indicated</u>	<u>Page</u>	Number Revisions Except as <u>Indicated</u>
32-205	1 st Revised	32-237	1 st Revised	32-269	1 st Revised
32-206	1 st Revised	23-238	1 st Revised	32-270	1 st Revised
32-207	1 st Revised	32-239	1 st Revised	32-271	1 st Revised
32-208	1 st Revised	32-240	1 st Revised	32-272	1 st Revised
32-209	1 st Revised	32-241	1 st Revised	34-1 thru 34-45	1st Revised *
32-210	1 st Revised	32-242	1 st Revised	35-1 thru 35-6	1st Revised *
32-211	1 st Revised	32-243	1 st Revised		
32-212	1 st Revised	32-244	1 st Revised		
32-213	1 st Revised	32-245	1 st Revised		
32-214	1 st Revised	32-246	1 st Revised		
32-215	1 st Revised	32-247	1 st Revised		
32-216	1 st Revised	32-248	1 st Revised		
32-217	1 st Revised	32-249	1 st Revised		
32-218	1 st Revised	32-250	1 st Revised		
32-219	1 st Revised	32-251	1 st Revised		
32-220	1 st Revised	32-252	1 st Revised		
32-221	1 st Revised	32-253	1 st Revised		
32-222	1 st Revised	32-254	1 st Revised		
32-223	1 st Revised	32-255	1 st Revised		
32-224	1 st Revised	32-256	1 st Revised		
32-225	1 st Revised	32-257	1 st Revised		
32-226	1 st Revised	32-258	1 st Revised		
32-227	1 st Revised	32-259	1 st Revised		
32-228	1 st Revised	32-260	1 st Revised		
32-229	1 st Revised	32-261	1 st Revised		
32-230	1 st Revised	32-262	1 st Revised		
32-231	1 st Revised	32-263	1 st Revised		
32-232	1 st Revised	32-364	1 st Revised		
32-233	1 st Revised	32-265	1 st Revised		
32-234	1 st Revised	32-266	1 st Revised		
32-235	1 st Revised	32-267	1 st Revised		
32-236	1 st Revised	32-268	1 st Revised		

Transmittal No. 106

Issued: July 31, 2020

Effective: August 1, 2020

Vice President - Regulatory
5 Davis Farm Road, Portland, ME 04103

ACCESS SERVICE

TABLE OF CONTENTS

	<u>Page No.</u>
Check Sheet	1
Table of Contents	3
Issuing Carriers	52
Concurring Carriers	52
Connecting Carriers	52
Other Participating Carriers	52
Registered Service Marks	52
Registered Trademarks	52
Service Marks	52
Explanation of Symbols	53
Explanation of Abbreviations	54
Reference to Other Tariffs	59
Reference to Other Publications	59

ACCESS SERVICE

TABLE OF CONTENTS

	<u>Page No.</u>
1. <u>APPLICATION OF TARIFF</u>	1-1
2. <u>GENERAL REGULATIONS</u>	2-1
2.1 <u>Undertaking of the Telephone Company</u>	2-1
2.1.1 Scope	2-1
2.1.2 Limitations	2-1
2.1.3 Liability	2-3
2.1.4 Provision of Services	2-6
2.1.5 Installation and Termination of Services	2-6
2.1.6 Maintenance of Services	2-8
2.1.7 Changes and Substitutions	2-8
2.1.8 Refusal and Discontinuance of Service	2-9
2.1.9 Limitation of Use of Metallic Facilities	2-10
2.1.10 Notification of Service-Affecting Activities	2-11
2.1.11 Coordination with Respect to Network Contingencies	2-11
2.1.12 Provision and Ownership of Telephone Numbers	2-12
2.2 <u>Use</u>	2-13
2.2.1 Interference or Impairment	2-13
2.2.2 Unlawful Use	2-13
2.2.3 Commingling	2-13

ACCESS SERVICE

TABLE OF CONTENTS (Cont'd)

	<u>Page No.</u>	
2.		<u>GENERAL REGULATIONS</u> (Cont'd)
2.3	2-14	<u>Obligations of the Customer</u>
2.3.1	2-14	Damages
2.3.2	2-14	Ownership of Facilities
2.3.3	2-14	Equipment Space and Power
2.3.4	2-15	Availability for Testing
2.3.5	2-15	Balance
2.3.6	2-15	Design of Customer Services
2.3.7	2-15	References to the Telephone Company
2.3.8	2-16	Claims and Demands for Damages
2.3.9	2-17	Coordination with Respect to Network Contingencies
2.3.10	2-17	Jurisdictional Report Requirements
2.4	2-30	<u>Payment Arrangements</u>
2.4.1	2-30	Payment of Rates, Charges and Deposits
2.4.2	2-39	Minimum Periods
2.4.3	2-39	Cancellation of an Order for Service
2.4.4	2-39	[Reserved for Future Use]
2.4.5	2-40	Re-establishment of Service Following Fire, Flood or Other Occurrence
2.4.6	2-40	Title or Ownership Rights
2.4.7	2-41	Ordering, Rating and Billing of Access Services Where More Than One Exchange Telephone Company is Involved
2.4.8	2-65	[Reserved for Future Use]
2.4.9	2-65	[Reserved for Future Use]
2.4.10	2-65	[Reserved for Future Use]
2.4.11	2-65	[Reserved for Future Use]
2.4.12	2-66	Ordering, Rating and Billing of Switched Access Services When Radio Telephone Utility (RTU) Carrier Service and Telecommunications Relay Service (TRS) Interconnections are Involved
		(T)

ACCESS SERVICE

TABLE OF CONTENTS (Cont'd)

	<u>Page No.</u>
2. <u>GENERAL REGULATIONS</u> (Cont'd)	
2.5 <u>Connections</u>	2-67
2.5.1 General	2-67
2.5.2 Standard Access Service Connections	2-67
2.5.3 Expanded Interconnection - Fiber Optic	2-67
2.5.4 Expanded Interconnection - Microwave	2-67
2.6 <u>Definitions</u>	2-68
Access Carrier/Customer Terminal Location (ACTL)	2-68
Access Code	2-69
Access Concentrator (AC)	2-69
Access Customer Name Abbreviation (ACNA)	2-69
Access Minutes	2-69
Access Tandem	2-69
Action Control Point	2-69
Actual Cost	2-69
Add/Drop Multiplexer (ADM)	2-69
Affiliate	2-70
Annual Underutilization Liability	2-70
Answer/Disconnect Supervision	2-70
Asynchronous	2-70
Asynchronous Transfer Mode (ATM)	2-70
ATM Forum	2-70
Attempt	2-70
Attendant Access	2-70
Attenuation Distortion	2-70
Authorized Billing Agent	2-71
Automatic Number Identification (ANI)	2-71
Average Account Life	2-71
Balance (100 Type) Test Line	2-71
Bearer Capability	2-71
Billing Name and Address	2-71
Bit	2-71
Bursty Traffic	2-72
Business Day	2-72
Busy Hour Minutes of Capacity (BHMC)	2-72
Cable Space	2-72

ACCESS SERVICE

TABLE OF CONTENTS (Cont'd)

	<u>Page No.</u>
2. <u>GENERAL REGULATIONS</u> (Cont'd)	
2.6 <u>Definitions</u> (Cont'd)	
Call	2-73
Call Request Packet	2-73
Calling Party Number (CPN)	2-73
Carrier or Common Carrier	2-73
CCS	2-73
Central Office	2-73
Central Office Prefix	2-73
Centralized Automatic Reporting on Trunks Testing	2-73
Channel(s)	2-74
Channel Service Unit	2-74
Channelize	2-74
Charge Number	2-74
Closed User Group	2-74
C-Message Noise	2-74
C-Notched Noise	2-74
Common Channel Signaling Access	2-75
Common Line	2-75
Common Transport	2-75
Communications System	2-75
Company	2-75
Competitive County	2-75
Conduit	2-75
Confirmed Due Date	2-76
Connecting Facility Assignment	2-76
Constant Bit Rate	2-76
Contiguous or Contiguous Data Speed	2-76
Contiguous Time Slots	2-76
Customer(s)	2-77
Customer Access Ring (CAR)	2-77
Data Circuit-Terminating Equipment (DCE)	2-77
Data Terminal Equipment (DTE)	2-77
Data Terminal Number (DTN)	2-77
Data Transmission (107 Type) Test Line	2-78
Decibel	2-78
Decibel Reference Noise C-Message Weighting	2-78
Decibel Reference Noise C-Message Referenced to 0	2-78
Dedicated Transport	2-78

ACCESS SERVICE

TABLE OF CONTENTS (Cont'd)

2.	<u>GENERAL REGULATIONS</u> (Cont'd)	<u>Page No.</u>	
2.6	<u>Definitions</u> (Cont'd)		
	Demarcation Point or Point of Demarcation	2-79	
	Detail Billing	2-79	
	Diffserv Code Point (DSCP)	2-79	
	Digital Cross-Connect System	2-79	
	Direct Trunked Transport	2-79	(D)
			(D)
	Dual Tone Multifrequency Address Signaling	2-80	
	Echo Control	2-80	
	Echo Path Loss	2-80	
	Echo Return Loss	2-80	
	Effective Bandwidth	2-80	
	Effective 2-Wire	2-81	
	Effective 4-Wire	2-81	
	800 Data Base Access Query	2-81	
	800 Data Base Access Service	2-81	
	800 Service Management System (800 SMS)	2-81	
	800 Service Provider	2-82	
	End Office Switch	2-82	
	End User	2-82	
	End User Channel Termination (EU Chan Term)	2-82	
	Enhanced DSR Node	2-82	
	Entrance Facility	2-82	
	Entry Switch	2-82	
	Envelope Delay Distortion	2-83	
	Equal Level Echo Path Loss	2-83	
	Estimated Cost	2-83	
	Ethernet	2-83	
	Exchange	2-83	
	Exit Message	2-83	
	Expanded Interconnection	2-83	
	Expected Measured Loss	2-84	
	Extensible Markup Language (XML)	2-84	
	Facilities	2-84	
	Facility Signaling Point of Interconnection	2-84	
	FES Extension Hub	2-84	
	FES Hub	2-84	
	FES Fractional DS1	2-84	
	Fiber Path Diversity	2-85	
	Field Identifier	2-85	
	First Come - First Served	2-85	
	First Point of Switching	2-85	
	Flexible Automatic Number Identification (Flexible ANI)	2-85	
	Fractional OC# Interface	2-85	
	Frequency Shift	2-85	

Transmittal No. 101

Issued: November 27, 2019

Effective: December 12, 2019

Vice President - Regulatory
5 Davis Farm Road, Portland, ME 04103

ACCESS SERVICE

TABLE OF CONTENTS (Cont'd)

2.	<u>GENERAL REGULATIONS</u> (Cont'd)	<u>Page No.</u>
2.6	<u>Definitions</u> (Cont'd)	
	Geographically Averaged Rate (GAR)	2-86
	Grandfathered	2-87
	Grooming	2-87
	Host Customer	2-87
	Host Office	2-87
	Host Processor	2-87
	IDSR Customer Surveillance Point	2-87
	Immediately Available Funds	2-88
	Impedance Balance	2-88
	Impulse Noise	2-88
	Individual Case Basis	2-89
	Initial Address Message	2-89
	Initial Liability Period	2-89
	Inserted Connection Loss	2-89
	Installed Cost	2-89
	Integrated Services Digital Network (ISDN)	2-89
	Integrated Services Digital Network (ISDN) Primary Service	2-89
	IntelliBeam Broadband Transport (IBT)	2-89
	IntelliBeam Dedicated SONET Ring (IDSR) ATM Port	2-90
	IntelliBeam Entrance Facility (IEF)	2-90
	IntelliBeam Service	2-90
	Interexchange Carrier (IC) or Interexchange Common Carrier	2-90
	Interim Inter-switch Signaling Protocol	2-90
	Intermediate Hub	2-90
	Intermodulation Distortion	2-91
	International Code Designator (ICD) Address	2-91
	Internet Protocol (IP) Signaling	2-91
	Internetwork Carrier	2-91
	Interstate Communications	2-91
	IntraLATA Presubscription Primary Interexchange Carrier (ILP PIC)	2-91
	Intrastate Communications	2-91
	Intrastate Presubscription Primary Interexchange Carrier (ISP PIC)	2-92
	Kilopacket	2-92
	LAPD Protocol	2-92
	Legal Holiday	2-92
	Line	2-92
	Line-Side Connection	2-92

ACCESS SERVICE

TABLE OF CONTENTS (Cont'd)

2.	<u>GENERAL REGULATIONS</u> (Cont'd)	<u>Page No.</u>
2.6	<u>Definitions</u> (Cont'd)	
	Local Access and Transport Area	2-93
	Local Area Network	2-93
	Local Calling Area	2-93
	Local Exchange Carrier	2-93
	Local Tandem Switch	2-93
	Logical Channel	2-93
	Loop Around Test Line	2-93
	Loss Deviation	2-94
	Major Fraction Thereof	2-94
	Maritime Radio Common Carriers (MRCCs)	2-94
	Maximum Burst Size (MBS)	2-94
	Maximum Termination Liability	2-94
	Maximum Termination Liability Period	2-94
	Message	2-94
	Metropolitan Statistical Area (MSA)	2-95
	Milliwatt (102 Type) Test Line	2-95
	Minimum Divergence Access Service	2-95
	Modification of Final Judgment (MFJ)	2-95
	Multi-Frequency (MF) Signaling	2-95
	Multiplexing Node	2-95
	Native Ethernet	2-95
	Net Salvage	2-96
	Network Access Ports	2-96
	Network Address	2-96
	Network Control Signaling	2-96
	Network Controller	2-97
	Network Controller Access	2-97
	Network Interface Device (NID)	2-97
	Node	2-98
	Non-Competitive County	2-98
	Noncontiguous Time Slots	2-99
	Non-End User Channel Termination (Non-EU Chan Term)	2-99
	Nonrecoverable Cost	2-99
	Non-standard Premises	2-99
	Nonsynchronous Test Line	2-99
	Normal Construction	2-99
	Normal Cost	2-99
	North American Numbering Plan	2-99

ACCESS SERVICE

TABLE OF CONTENTS (Cont'd)

2.	<u>GENERAL REGULATIONS</u> (Cont'd)	<u>Page No.</u>
2.6	<u>Definitions</u> (Cont'd)	
	Octet	2-100
	Off-Hook	2-100
	On-Hook	2-100
	Open Circuit Test Line	2-100
	Operator Services Provider	2-101
	Optical Carrier Rate (OC#)	2-101
	Optical Carrier Rate Concatenated (OC#c)	2-101
	OC## (OC12+3, OC48+3, OC192+3, OC192+12 and OC192+48)	2-101
	Optical Line Terminating Multiplexing (OLTM)	2-102
	Originating Direction	2-102
	Originating Point Code	2-102
	Oversubscription	2-102
	Packet	2-103
	Packet Switch	2-103
	Payphone Service Provider	2-103
	Peak Cell Rate (PCR)	2-103
	Permanent Facilities	2-103
	Permanent Virtual Circuit	2-103

ACCESS SERVICE

TABLE OF CONTENTS (Cont'd)

2.	<u>GENERAL REGULATIONS</u> (Cont'd)	<u>Page</u>
2.6	<u>Definitions</u> (Cont'd)	
	Phase Jitter	2-103
	Point Code	2-103
	Point of Termination	2-104
	Port	2-104
	Port Connection	2-104
	Premises	2-104
	Prepaid Calling Service Access	2-104
	Prepaid Calling Service Card	2-104
	Prime Service Vendor	2-104
	Protocol	2-104
	Public Telephone Service	2-105
	Query	2-105
	Radio Common Carriers (RCCs)	2-105
	Radio Telephone Utilities (RTU)	2-105
	Radio Telephone Utilities (RTU) Interconnection	2-105
	Recoverable Cost	2-105
	Registered Equipment	2-106
	Remote Node	2-106
	Remote Switching Modules and/or Remote Switching Systems	2-106
	Reseller	2-106
	Return Loss	2-106
	Roof Space	2-107
	Secure Socket Layer (SSL)	2-107
	Service Control Point	2-107
	Service Switching Point	2-107
	Service User	2-107
	Seven Digit Manual Test Line	2-107
	Shared Billing Arrangement	2-108
	Short Circuit Test Line	2-108
	Signal-To-C-Notched Noise Ratio	2-108
	Signaling Point	2-108
	Signaling Point of Interconnection	2-108
	Signaling System 7 (SS7) Network	2-109
	Signaling Transfer Point	2-109
	Signaling Return Loss	2-109
	Special Order	2-109
	SPOC Access	2-109
	Subcontractor	2-110
	Subtending End Office of an Access Tandem	2-110
	Subtending Rind	2-110
	Super-Intermediate Hub	2-110
	Sustainable Cell Rate (SCR)	2-111

ACCESS SERVICE

TABLE OF CONTENTS (Cont'd)

	<u>Page No.</u>
2. <u>GENERAL REGULATIONS</u> (Cont'd)	
2.6 <u>Definitions</u> (Cont'd)	
Switched Virtual Circuit	2-112
Switching Point Code	2-112
Switching System	2-113
Synchronous	2-113
Synchronous Digital Hierarchy	2-113
Synchronous Optical NETWORK (SONET)	2-113
Synchronous Test Line	2-113
Synchronous Transport Module Level (STM1)	2-113
Synchronous Transport Signal Level (STS1)	2-114
Tandem Switching Provider	2-114
Tandem Switched Transport	2-115
Telecommunications Relay Service (TRS) Carriers	2-115
Telecommunications Relay Service (TRS) Equal Access Interconnection	2-115
Telecommunications Service Provider	2-115
Termination Charge	2-115
Terminating Direction	2-115
Terminus Hub	2-115
Throughput	2-116
Transmission Measuring (105 Type) Test Line/Responder	2-116
Transmission Path	2-116
Transmitter/Receiver Space	2-117
Transmuxing	2-117
Trunk	2-117
Trunk Circuit Identification Code (TCIC)	2-118
Trunk Group	2-118
Trunk-Side Connection	2-118
Two-Wire to Four-Wire Conversion	2-118

(D)

ACCESS SERVICE

TABLE OF CONTENTS (Cont'd)

	<u>Page No.</u>	
2.		<u>GENERAL REGULATIONS</u> (Cont'd)
2.6		<u>Definitions</u> (Cont'd)
	2-118	Uniform Service Order Code (USOC)
	2-119	Unspecified Bit Rate (UBR)
	2-119	User Service Information (USI) Parameter
	2-119	V&H Coordinates Method
	2-119	Vertical Service
	2-119	Virtual Channel Identifier
	2-120	Virtual Circuit
	2-120	Virtual Path Identifier
	2-120	Virtual Tributary (VT)
	2-120	VOIP-PSTN Access Traffic
	2-120	WATS Serving Office
	2-120	Wire Center
	2-120	X.25 Protocol
	2-120	X.75 Protocol
2.7	2-121	<u>[Reserved for Future Use]</u>
2.8	2-121	<u>Service Level Agreements</u>
2.8.1	2-121	Basic Service Level Agreements (Basic SLAs)
2.8.1.1	2-122	Credit Allowance for Service Interruptions
2.8.1.2	2-135	Service Provisioning Warranty
2.8.2	2-136	[RESERVED FOR FUTURE USE]
	2-137	(T)
	2-140	(D)
2.8.3	2-150	National Service Level Agreements (National SLAs)
	2-150	(D)
	2-150	
	2-150	(D)
	2-151	(D)
2.8.4	2-162	When a Credit Allowance Does Not Apply

ACCESS SERVICE

TABLE OF CONTENTS (Cont'd)

	<u>Page No.</u>
3. <u>[RESERVED FOR FUTURE USE]</u>	3-1

ACCESS SERVICE

TABLE OF CONTENTS (Cont'd)

	<u>Page No.</u>
4. <u>END USER ACCESS SERVICE</u>	4-1
4.1 <u>General Description</u>	4-1
4.2 <u>Limitations</u>	4-1
4.3 <u>Undertaking of the Telephone Company</u>	4-1
4.4 <u>Obligations of the End User</u>	4-1
4.5 <u>Payment Arrangements and Credit Allowances</u>	4-2
4.5.1 Minimum Period	4-2
4.5.2 Cancellation of Application	4-2
4.5.3 Changes to Orders	4-2
4.5.4 Allowance for Interruptions	4-2
4.5.5 Temporary Suspension of Service	4-2
4.6 <u>Rate Regulations</u>	4-3
4.6.1 End User Common Line and Presubscribed Interexchange Carrier Charges	4-4
4.6.2 End User Port Charges	4-9
4.6.3 Federal Universal Service Fund (FUSF) Surcharge	4-9
4.7 <u>Rates and Charges</u>	4-10

ACCESS SERVICE

TABLE OF CONTENTS (Cont'd)

	<u>Page No.</u>
5. <u>ORDERING OPTIONS FOR SWITCHED AND SPECIAL ACCESS SERVICE</u>	5-1
5.1 <u>General</u>	5-1
5.1.1 Ordering Conditions	5-1
5.1.2 Provision of Other Services	5-2
5.1.3 Special Construction	5-4
5.2 <u>Access Order</u>	5-4
5.2.1 Access Order Service Date Intervals	5-19
5.2.2 Access Order Modifications	5-26
5.2.3 Cancellation of an Access Order	5-32
5.2.4 Selection of Facilities For Access Orders	5-49
5.2.5 Minimum Period	5-49
5.2.6 Minimum Period Charges	5-52
5.2.7 Shared Use Facilities	5-53
5.2.8 Disconnection of Access Services	5-61
5.3 <u>Available Inventory</u>	5-62
5.4 <u>[Reserved for Future Use]</u>	5-62
6. <u>SWITCHED ACCESS SERVICE</u>	6-1
MAPPING OF BASIC SERVICE ELEMENTS	6-1
6.1 <u>General</u>	6-3
6.1.1 Switched Access Service Arrangements and Manner of Provision	6-5
6.1.2 WATS Access Line Service	6-24
6.1.3 Rate Categories	6-25
6.1.4 Special Facilities Routing	6-58
6.1.5 Design Layout Report	6-58
6.1.6 Acceptance Testing	6-58
6.1.7 Ordering Options and Conditions	6-58
6.1.8 CCSA and SS7 Signaling Option Testing Requirements	6-59
6.1.9 Switched Wideband Capability Testing Requirements	6-59

ACCESS SERVICE

TABLE OF CONTENTS (Cont'd)

	<u>Page No.</u>
6. <u>SWITCHED ACCESS SERVICE</u> (Cont'd)	
6.2 <u>Provision and Description of Switched Access Service</u>	6-60
6.2.1 Feature Group A (FGA)	6-62
6.2.2 Feature Group B (FGB)	6-68
6.2.3 Feature Group C (FGC)	6-73
6.2.4 Feature Group D (FGD)	6-78
6.2.5 Circuit Switched Line (CSL) BSA	6-89
6.2.6 Circuit Switched Trunk (CST) BSA	6-95
6.2.7 Circuit Switched Trunk (CST) BSA - Option 1	6-95
6.2.8 Circuit Switched Trunk (CST) BSA - Option 2	6-101
6.2.9 Circuit Switched Trunk (CST) BSA - Option 3	6-106
6.2.10 Circuit Switched Trunk (CST) BSA - Option 4 (Direct Inward Dialing (DID))	6-116
6.2.11 Entrance Facilities and Direct Trunked Transport	6-118
6.2.12 Facilities Management Service	6-123
6.2.13 [Reserved for Future Use]	6-138
6.2.14 IntelliBeam Optical Transport Service	6-139
6.3 <u>Local Switching Optional Features and Basic Service Elements (BSEs)</u>	6-153
6.3.1 Common Switching	6-153
6.3.2 Transport Termination	6-175
6.3.3 WATS Access Line Service Termination	6-178
6.3.4 SS7 Signaling Option	6-179
6.4 <u>Transmission Specifications</u>	6-182
6.4.1 Standard Transmission Specifications	6-183
6.4.2 Data Transmission Parameters	6-189
6.5 <u>Obligations of the Telephone Company</u>	6-192
6.5.1 Network Management	6-192
6.5.2 Design and Traffic Routing of Tandem Switched Trunks	6-193
6.5.3 Provision of Service Performance Data	6-194
6.5.4 Trunk Group Measurement Reports	6-194
6.5.5 Determination of Number of End Office Transport Terminations (End Office Trunk Ports)	6-195
6.5.6 Design Blocking Probability	6-196

ACCESS SERVICE

TABLE OF CONTENTS (Cont'd)

	<u>Page No.</u>
6. <u>SWITCHED ACCESS SERVICE</u> (Cont'd)	
6.6 <u>Obligations of the Customer</u>	6-199
6.6.1 Facility Requirements	6-199
6.6.2 Determination of Number of Transmission Paths	6-199
6.6.3 Report Requirements	6-200
6.6.4 Supervisory Signaling	6-201
6.6.5 Trunk Group Measurement Reports	6-201
6.6.6 Design of Switched Access Services	6-201
6.6.7 Tandem Switching Providers	6-201
6.6.8 Call Signalling	6-202
6.7 <u>Rate Regulations</u>	6-203
6.7.1 Description and Application of Rates and Charges	6-203
6.7.2 Minimum Periods	6-232
6.7.3 Minimum Monthly Charge	6-233
6.7.4 Change of Switched Access Service Arrangement Type	6-234
6.7.5 Moves	6-235
6.7.6 Measuring Access Minutes	6-237
6.7.7 Network Blocking Charge for Feature Group D or CST BSA - Option 3	6-248
6.7.8 Application of Rates for Extension Service	6-249
6.7.9 Message Unit Credit	6-249
6.7.10 Local Information Delivery Services	6-250
6.7.11 Mileage Measurement	6-250
6.7.12 Shared Use Switched Access Facility	6-255
6.7.13 [Reserved for Future Use]	6-255
6.7.14 Shared Billing Arrangement	6-256
6.7.15 Facility Hubs	6-259
6.7.16 Service Discount Plans	6-261
6.8 <u>Rates and Charges</u>	6-277

ACCESS SERVICE

TABLE OF CONTENTS (Cont'd)

	<u>Page No.</u>	
7. <u>SPECIAL ACCESS SERVICE</u>	7-1	
MAPPING OF BASIC SERVICE ELEMENTS	7-1	
7.1 <u>General</u>	7-3	
7.1.1 Channel Types	7-4	
7.1.2 Rate Categories	7-9	
7.1.3 Service Configurations	7-16	
7.1.4 Alternate Use	7-22	
7.1.5 Special Facilities Routing	7-22	
7.1.6 Design Layout Report	7-22	
7.1.7 Acceptance Testing	7-23	
7.1.8 Ordering Options and Conditions	7-23	
7.2 <u>Service Descriptions</u>	7-24	
7.2.1 Metallic Service	7-29	
7.2.2 Telegraph Grade Service	7-30	
7.2.3 Voice Grade Service	7-32	
7.2.4 Program Audio Service	7-42	
7.2.5 Video Service	7-45	
7.2.6 [RESERVED FOR FUTURE USE]	7-61	(D)
7.2.7 [RESERVED FOR FUTURE USE]	7-63	(D)
7.2.8 Digital Data Service	7-65	
7.2.9 High Capacity Service	7-69	
7.2.10 WATS Access Line (WAL) Service	7-92	
7.2.11 DIGIROUTE SM Digital Service II	7-99	
7.2.12 DOVROUTE SM Service	7-102	
7.2.13 [Reserved for Future Use]	7-103	
7.2.14 Advanced Video Services	7-104	
7.2.15 [RESERVED FOR FUTURE USE]	7-126	(D)
7.2.16 [RESERVED FOR FUTURE USE]	7-130	(D)
7.2.17 [Reserved for Future Use]	7-150	
7.2.18 [RESERVED FOR FUTURE USE]	7-151	(D)
7.2.19 [RESERVED FOR FUTURE USE]	7-158	
7.2.20 [RESERVED FOR FUTURE USE]	7-190	
7.2.21 [RESERVED FOR FUTURE USE]	7-192	(D)
7.3 <u>Channel Interface and Network Channel Codes</u>	7-206	
7.3.1 Glossary of Channel Interface Codes and Options	7-206	
7.3.2 Impedance	7-216	
7.3.3 Digital Hierarchy Channel Interface Codes (4DS)	7-217	
7.3.4 Service Designator/Network Channel Code Conversion Table	7-218	
7.3.5 Compatible Channel Interfaces	7-221	

ACCESS SERVICE

TABLE OF CONTENTS (Cont'd)

	<u>Page No.</u>	
7. <u>SPECIAL ACCESS SERVICE</u> (Cont'd)		
7.4 <u>Rate Regulations</u>	7-246	
7.4.1 Types of Rates and Charges	7-246	
7.4.2 Surcharge for Special Access Service	7-268	
7.4.3 [Reserved for Future Use]	7-273	
7.4.4 Minimum Periods	7-274	
7.4.5 Moves	7-276	
7.4.6 [RESERVED FOR FUTURE USE]	7-277	(D)
7.4.7 Facility Hubs	7-278	
7.4.8 Shared Use Digital High Capacity Services	7-283	
7.4.9 Service-Specific Rate Regulations	7-284	
7.4.10 Service Discount Plan	7-293	
7.4.11 Shared Billing Arrangement	7-337	
7.4.12 Application of Competitive and Non-Competitive Rates	7-339	
7.5 <u>Rates and Charges</u>	7-345	

TABLE OF CONTENTS (Cont'd)

8.	<u>[Reserved for Future Use]</u>	<u>Page No.</u> 8-1	(C)
			(D)
			(D)

ACCESS SERVICE

TABLE OF CONTENTS (Cont'd)

	<u>Page No.</u>	
9. <u>[Reserved for Future Use]</u>	9-1	(C)
		(D)
		(D)

ACCESS SERVICE

TABLE OF CONTENTS (Cont'd)

	<u>Page No.</u>	
10. <u>FEDERAL GOVERNMENT SPECIALIZED SERVICE OR ARRANGEMENTS</u>	10-1	
10.1 <u>General</u>	10-1	
10.2 <u>Emergency Conditions</u>	10-1	
10.3 <u>Intervals to Provide Service</u>	10-2	
10.4 <u>Safeguarding of Service</u>	10-3	
10.4.1 Facility Availability	10-3	
10.4.2 Utilization of Government Owned Facilities	10-3	
10.5 <u>Federal Government Regulations</u>	10-3	
10.6 [RESERVED FOR FUTURE USE]	10-3	(D)
10.7 <u>Moves</u>	10-4	
10.8 <u>Service Offerings</u>	10-5	
10.8.1 Type and Description	10-5	
10.8.2 Rates and Charges	10-21	

ACCESS SERVICE

TABLE OF CONTENTS (Cont'd)

	<u>Page No.</u>
11. <u>SPECIAL FACILITIES ROUTING OF ACCESS SERVICES</u>	11-1
11.1 <u>Description of Special Facilities Routing of Access Services</u>	11-1
11.1.1 Diversity	11-1
11.1.2 Avoidance	11-1
11.1.3 Cable-Only Facilities	11-1
11.2 <u>Rates and Charges for Special Facilities Routing of Access Services</u>	11-2
11.2.1 Diversity	11-2
11.2.2 Avoidance	11-3
11.2.3 Diversity and Avoidance Combined	11-3
11.2.4 Cable-Only Facilities	11-3
12. <u>SPECIALIZED SERVICE OR ARRANGEMENTS</u>	12-1
12.1 <u>General</u>	12-1
12.2 <u>Move Charges</u>	12-1
12.3 <u>Rates and Charges</u>	12-3
13. <u>ADDITIONAL ENGINEERING, ADDITIONAL LABOR AND MISCELLANEOUS SERVICES</u>	13-1
13.1 <u>Additional Engineering</u>	13-1
13.1.1 Charges for Additional Engineering	13-1
13.2 <u>Additional Labor</u>	13-1
13.2.1 Overtime Installation	13-2
13.2.2 Overtime Repair	13-3
13.2.3 Stand by	13-3
13.2.4 Testing and Maintenance with Other Telephone Companies	13-3
13.2.5 Other Labor	13-3
13.2.6 Charges for Additional Labor	13-3

ACCESS SERVICE

TABLE OF CONTENTS (Cont'd)

	<u>Page No.</u>	
13. <u>ADDITIONAL ENGINEERING, ADDITIONAL LABOR AND MISCELLANEOUS SERVICES</u> (Cont'd)		
13.3 <u>Miscellaneous Services</u>	13-4	
13.3.1 Maintenance of Service	13-4	
13.3.2 [Reserved for Future Use]	13-4	
13.3.3 Presubscription	13-5	
13.3.4 Standard Jacks - Registration Program	13-31	
13.3.5 Testing Services	13-31	
13.3.6 Provision of Access Service Billing	13-37	
13.3.7 [Reserved for Future Use]	13-40	
13.3.8 [RESERVED FOR FUTURE USE]	13-41	(D)
13.3.9 Wiring/Line Investigation	13-42	
13.3.10 [Reserved for Future Use]	13-43	
13.3.11 Public Access Line Optional Features	13-43	
13.3.12 Service Provider Number Portability	13-45	
13.3.13 ISP Traffic Origination Service	13-52	
13.4 <u>[Reserved for Future Use]</u>	13-52	
13.5 <u>Billing Name and Address (BNA) Service</u>	13-53	
13.5.1 General Description	13-53	
13.5.2 Undertaking of the Telephone Company	13-53	
13.5.3 Obligations of the Customer	13-55	
13.5.4 Rate Regulations	13-56	
13.5.5 Rates and Charges	13-56	
13.6 <u>1+ Coin Service</u>	13-57	
14. <u>Operating Territories of the Consolidated Telephone Companies</u>	14-1	(T)
14.1 <u>[Reserved for Future Use]</u>	14-1	(D)
		(D)
		(D)

ACCESS SERVICE

TABLE OF CONTENTS (Cont'd)

	<u>Page No.</u>	
14. <u>Operating Territories (Cont'd)</u>		(T)
		(D)
		(D)
		(D)
14.2 [RESERVED FOR FUTURE USE]	14-31	(D)
		(D)
		(D)
14.3 [RESERVED FOR FUTURE USE]	14-173	(D)
14.4 <u>Operating Territories of the Consolidated Telephone Companies</u>	14-174	
14.5 [RESERVED FOR FUTURE USE]	14-179	(D)

ACCESS SERVICE

TABLE OF CONTENTS (Cont'd)

15.	<u>METROPOLITAN STATISTICAL AREAS AND COMPETITIVE AREAS OF CONSOLIDATED COMMUNICATIONS COMPANIES</u>	15-1
15.1	[RESERVED FOR FUTURE USE]	15-1
15.2	<u>Metropolitan Statistical Areas of The Consolidated Telephone Companies</u>	15-2
15.3	<u>Competitive Areas for Special Access</u>	15-20
16.	<u>EQUAL ACCESS COST RECOVERY</u>	16-1
16.1	<u>General Description</u>	16-1
16.2	<u>Rate Regulations</u>	16-1
16.3	<u>Rate Application</u>	16-2
17.	<u>[Reserved for Future Use]</u>	

(D)

(D)

18.	<u>[RESERVED FOR FUTURE USE]</u>	18-1
-----	----------------------------------	------

ACCESS SERVICE

TABLE OF CONTENTS (Cont'd)

19.	[RESERVED FOR FUTURE USE]	<u>Page No.</u> 19-1	(D)
			(D)
			(D)
			(D)
			(D)
			(D)
			(D)
			(D)
			(D)
20.	<u>SPECIAL CONSTRUCTION</u>	20-1	
20.1	<u>General</u>		
20.1.1	Filing of Charges	20-1	
20.1.2	Ownership of Facilities	20-1	
20.1.3	Interval to Provide Facilities	20-1	
20.1.4	Special Construction Involving Both Interstate and Intrastate Facilities	20-1	
20.1.5	Payments for Special Construction	20-2	
20.1.6	Liabilities and Charges for Special Construction	20-2	
20.1.7	Deferral of Start of Service	20-13	
20.2	<u>Special Construction Cases</u>	20-15	
20.2.1	Charges to Provide Permanent Facilities	20-15	

ACCESS SERVICE

TABLE OF CONTENTS (Cont'd)

	<u>Page No.</u>
21. <u>LINE INFORMATION DATA BASE (LIDB) ACCESS SERVICE</u>	21-1
21.1 <u>General</u>	21-1
21.1.1 Limitations on Use - Proprietary Information	21-1
21.1.2 Liability	21-2
21.2 <u>LIDB Service Applications</u>	21-2
21.2.1 Validation Service	21-2
21.2.2 Originating Line Number Screening (OLNS) Service	21-3
21.3 Ordering Options and Conditions	21-3
21.4 <u>Manner of Provision</u>	21-4
21.4.1 Performance Standards	21-4
21.4.2 LIDB Response Standard	21-4
21.4.3 Data Base Updates	21-4
21.5 <u>Report Requirements</u>	21-5
21.5.1 Jurisdictional Report Requirements	21-5
21.5.2 Network Management	21-5
21.6 <u>Testing Requirements</u>	21-5
21.6.1 Acceptance Testing Requirements	21-5
21.6.2 Additional Cooperative Acceptance Testing Requirements	21-5
21.7 <u>Rate Categories</u>	21-6
21.8 <u>Rate Regulations</u>	21-6
21.8.1 LIDB Service Establishment Charge	21-6
21.8.2 LIDB Transport Charge	21-6
21.8.3 Validation Service Charge	21-6
21.8.4 OLNS Service Charge	21-7
21.9 <u>Billed Number Screening (BNS) Confirmation Service</u>	21-7

ACCESS SERVICE

TABLE OF CONTENTS (Cont'd)

	<u>Page No.</u>
22. <u>ALERT TRANSPORT SERVICE BASIC SERVING ARRANGEMENT</u>	22-1
22.1 <u>General</u>	22-2
22.1.1 Dedicated Link	22-2
22.1.2 Port Access	22-2
22.1.3 Minimum Period	22-2
22.1.4 Liability	22-3
22.2 <u>Rate Regulations</u>	22-3
22.2.1 Monthly Rates	22-3
22.2.2 Nonrecurring Charges	22-4
22.3 <u>Host Processor Locations</u>	22-4
22.3.1 Host Processor Locations	22-4

(D)

23.	[RESERVED FOR FUTURE USE]		(D)
24.	Federal Telecommunications Access Service (FTAS) 2001	24-1	
24.1	Description	24-1	
24.2	General Regulations	24-1	
24.3	Service Components	24-1	
24.4	Rate Plan	24-2	
24.5	Shared Use	24-2	
24.6	Minimum Revenue Guarantee	24-2	
24.7	Shortfall Liability	24-3	
24.8	Expiration of Rate Plan	24-3	
24.9	Cancellation of Rate Plan	24-3	

ACCESS SERVICE

TABLE OF CONTENTS (Cont'd)

	<u>Page No.</u>	
25. <u>DISCOUNT PLANS</u>	25-1	
25.1 <u>Commitment Discount Plans</u>	25-1	
25.1.1 Availability of a Commitment Discount Plan	25-2	
25.1.2 Establishment of a Commitment Discount Plan	25-5	
25.1.3 Plan Commitment Levels	25-10	
25.1.4 Commitment Periods and Discount Percentages	25-26	
25.1.5 Changes to the Discount Percentage	25-29	
25.1.6 [RESERVED FOR FUTURE USE]	25-29	(D)
25.1.7 [RESERVED FOR FUTURE USE]	25-30	(D)
25.1.8 Rate Changes	25-34	
25.1.9 Rate Stability and Base Rates	25-35	
25.1.10 Commitment Periods	25-36	
25.1.11 Termination Liability	25-50	
25.1.12 Minimum Period	25-54	
25.1.13 [Reserved for Future Use]	25-55	
25.2 <u>National Discount Plan</u>	25-56	
25.2.1 General	25-56	
25.2.2 Subscription	25-66	
25.2.3 Qualifying Services	25-68	
25.2.4 Commitment Levels and Discount Tiers	25-72	
25.2.5 Application of Discount	25-79	
25.2.6 [RESERVED FOR FUTURE USE]	25-87	(D)
25.2.7 Annual True-Up	25-88	
25.2.8 Minimum Period	25-116	
25.2.9 Changes to Basic Service and/or Base Rates	25-117	
25.2.10 Sale of a Telephone Company Operating Territory	25-117	
25.2.11 Addition of an ACNA(s) to an Existing NDP	25-119	
25.2.12 Removal of an ACNA(s) as a Result of a Customer Sale	25-130	
25.2.13 Termination Liability	25-134	
25.2.14 Renewal and Termination of NDP	25-135	

ACCESS SERVICE

TABLE OF CONTENTS (Cont'd)

26.	<u>SONET SERVICES</u>	<u>Page No.</u> 26-1
26.1	<u>Service Descriptions</u>	26-1
26.1.1	IntelliBeam Dedicated SONET Ring	26-1
26.1.2	[RESERVED FOR FUTURE USE]	26-25
26.1.3	[Reserved for Future Use]	26-32
26.1.4	IntelliBeam Entrance Facility (IEF)	26-33
26.1.5	IntelliBeam Broadband Transport (IBT)	26-46
26.1.6	IntelliBeam Shared Single Path (ISSP)	
27.	[RESERVED FOR FUTURE USE]	27-1

(D)
|
|
|
(D)

ACCESS SERVICE

TABLE OF CONTENTS (Cont'd)

	<u>Page No.</u>
28. <u>EXPANDED INTERCONNECTION</u>	28-1
28.1 <u>Fiber Optic Expanded Interconnection - General</u>	28-3
28.1.1 Provision of Service - Multiplexing Node	28-5
28.1.2 Provision of Service - Virtual	28-9
28.1.3 Description and Use of Multiplexing Node	28-9
28.1.4 Reservation of Space	28-17
28.1.5 Reclamation of Space	28-18
28.1.6 Description and Use of Virtual Arrangement	28-21
28.1.7 Technical Specifications	28-26
28.1.8 Telephone Company Access to Multiplexing Node	28-29
28.1.9 Mixed Use Expanded Interconnection	28-29
28.1.10 Rates and Charges	28-29
28.1.11 Special Construction of Facilities	28-30
28.2 <u>Undertaking of the Telephone Company - Fiber Optic - Physical</u>	28-30
28.2.1 Power	28-30
28.2.2 Provision of Space	28-30
28.2.3 Occupancy	28-31
28.2.4 Provision of Service	28-31
28.2.5 Business Integrated Timing Supply (BITS)	28-35
28.3 <u>Obligations of the Customer - Fiber Optic - Physical</u>	28-36
28.3.1 Requests for Service	28-36
28.3.2 Installation of Customer Provided Equipment/Facilities	28-38
28.4 <u>Obligations of the Customer - Fiber Optic - Virtual</u>	28-42
28.4.1 Requests for Service	28-42
28.5 <u>Undertaking of the Telephone Company Fiber Optic - Virtual</u>	28-47
28.5.1 Provision of Service	28-47
28.5.2 Business Integrated Timing Supply (BITS)	28-50

ACCESS SERVICE

TABLE OF CONTENTS (Cont'd)

	<u>Page No.</u>
28. <u>EXPANDED INTERCONNECTION</u> (Cont'd)	
28.6 <u>Microwave Expanded Interconnection - General</u>	28-51
28.6.1 Provision of Service	28-51
28.6.2 Description and Use of Multiplexing Node and Associated Space	28-61
28.6.3 Reservation of Space	28-72
28.6.4 Reclamation of Space	28-73
28.6.5 Technical Specifications	28-74
28.6.6 Telephone Company Access to Multiplexing Node and Transmitter/Receiver Space	28-77
28.6.7 Mixed Use Expanded Interconnection	28-77
28.6.8 Rates and Charges	28-78
28.7 <u>Undertaking of the Telephone Company - Microwave</u>	28-79
28.7.1 Power	28-79
28.7.2 Provision of Space	28-81
28.7.3 Occupancy	28-81
28.7.4 Provision of Service	28-82
28.7.5 Business Integrated Timing Supply (BITS)	28-84
28.8 <u>Obligations of the Customer - Microwave</u>	28-86
28.8.1 Requests for Service	28-86
28.8.2 Installation of Customer Provided Equipment/Facilities	28-89

ACCESS SERVICE

TABLE OF CONTENTS (Cont'd)

28.	<u>EXPANDED INTERCONNECTION</u> (Cont'd)	<u>Page No.</u>
28.9	<u>Universal Regulations for Fiber Optic and Microwave Expanded Interconnection</u>	28-93
28.9.1	Security Requirements	28-93
28.9.2	Insurance Requirements	28-96
28.9.3	Rules of Conduct	28-98
28.9.4	Liability and Damages	28-98
28.9.5	Re-establishment of Service Following Fire, Flood, or Other Occurrence	28-101
28.9.6	Proprietary Information Requirements	28-104
28.9.7	Notice and Demand	28-105
28.9.8	Billing Requirements	28-105
28.9.9	Telephone Company Inspection	28-106
28.9.10	Rights of the Telephone Company	28-108
28.9.11	Deposit Requirements	28-108
28.9.12	Termination of Service	28-110
28.9.13	Payment Requirements	28-111
28.9.14	Moves	28-112
28.9.15	Maintenance Requirements	28-112
28.9.16	Change of Billing Party	28-113
28.9.17	Requests for Service	28-113
28.10	<u>Expanded Interconnection Alternatives</u>	28-114
28.10.1	Secured Collocation Open Physical Environment (SCOPE)	28-114
28.10.2	Shared Cages	28-122

ACCESS SERVICE

TABLE OF CONTENTS (Cont'd)

28.	<u>EXPANDED INTERCONNECTION</u> (Cont'd)	<u>Page No.</u>
28.11	<u>Provision of Facilities Involving a Competitive Alternate Transport Terminal</u>	28-124
28.11.1	General	28-124
28.11.2	CATT Arrangement	28-124
28.11.3	Provision of CFP Facilities to the CATT	28-125
28.11.4	Provision of Facilities Between the CATT and Physical or Virtual Expanded Interconnection Arrangements	28-127
28.11.5	Rates and Charges	28-129
29.	<u>INCIDENTAL INTERLATA SERVICES</u>	29-1
29.1	<u>Common Channel Signaling (CCS) – Gateway Access Service</u>	29-1
29.1.1	General	29-1
29.1.2	Gateway Access STP Hub Locations	29-2
29.1.3	Testing	29-2
29.1.4	Transmission Specifications	29-2
29.1.5	Rate Regulations	29-2
29.2	<u>Call Management Signaling Service</u>	29-3
29.2.1	General	29-3
29.2.2	Service Availability	29-4
29.2.3	Responsibilities of the Customer	29-4
29.2.4	Rate Regulations	29-5
30.	<u>CONSOLIDATED COMMUNICATIONS COMPANIES PRICE BAND RATES AND CHARGES</u>	30-1
30.1	<u>Application of Tariff</u>	30-1
30.2	<u>General Regulations</u>	30-1
30.3	<u>Carrier Common Line Access Service</u>	30-1
30.4	<u>End User Access Service</u>	30-1
30.5	<u>Ordering Options for Switched and Special Access Service</u>	30-1
30.6	<u>Switched Access Service</u>	30-1
30.6.1	Local Transport	30-1
30.6.2	Local Switching	30-17
30.6.3	WATS Access Line Service	30-17
30.6.4	Message Unit Credit	30-17
30.6.5	800 Data Base Access Service Rates and Charges	30-17
30.6.6	900 Access Service Charges	30-17
30.6.7	Shared Billing Arrangement	30-17

		<u>Page No.</u>	
30.	<u>CONSOLIDATED COMMUNICATIONS COMPANIES PRICE BAND RATES AND CHARGES</u> (Cont'd)		
30.14	<u>Exceptions to Access Service Offerings</u>	30-363	
30.15	<u>Operating Territory and Metropolitan Statistical Areas of The Consolidated Telephone Companies</u>	30-363	
30.16	<u>Equal Access Cost Recovery</u>	30-363	
30.17	[RESERVED FOR FUTURE USE]		(D)
30.18	<u>[Reserved for Future Use]</u>	30-379	
30.19	[RESERVED FOR FUTURE USE]	30-380	
30.20	<u>[Reserved for Future Use]</u>	30-384	
30.21	<u>LIDB Access Service</u>	30-385	
30.22	<u>Alert Transport Service Basic Serving Arrangement</u>	30-385	
30.23	[RESERVED FOR FUTURE USE]	30-386	(D)

ACCESS SERVICE

TABLE OF CONTENTS (Cont'd)

	<u>Page No.</u>	
30. <u>CONSOLIDATED COMMUNICATIONS COMPANIES PRICE BAND RATES AND CHARGES</u> (Cont'd)		
30.24 [RESERVED FOR FUTURE USE]	30-389	(D)
30.25 <u>Discount Plans</u>	30-397	
30.26 [RESERVED FOR FUTURE USE]	30-398	(D)
		(D)
30.27 <u>Dedicated Transit Service (DTS)</u>	30-478	
30.28 <u>Expanded Interconnection</u>	30-478	
30.29 <u>[Reserved for Future Use]</u>	30-478	
30.30 <u>[Reserved for Future Use]</u>	30-478	
30.31 <u>[Reserved for Future Use]</u>	30-478	
30.32 <u>[Reserved for Future Use]</u>	30-478	
30.33 [RESERVED FOR FUTURE USE]	30-478	(D)
30.34 [RESERVED FOR FUTURE USE]		(D)
		(D)
30.35 [RESERVED FOR FUTURE USE]	30-536	(D)
		(D)

ACCESS SERVICE

TABLE OF CONTENTS (Cont'd)

	<u>Page No.</u>
31. <u>CONSOLIDATED COMMUNICATIONS COMPANIES RATES AND CHARGES</u>	31-1
31.1 <u>Application of Tariff</u>	31-1
31.2 <u>General Regulations</u>	31-1
31.3 <u>Carrier Common Line Access Service</u>	31-1
31.3.1 Premium Access	31-1
31.3.2 Non Premium Access	31-2
31.3.3 [Reserved for Future Use]	31-2
31.3.4 [Reserved for Future Use]	31-2
31.4 <u>End User Access Service</u>	31-3
31.4.1 End User Common Line (EUCL) - Multiline Business Subscriber	31-3
31.4.2 End User Common Line (EUCL) - Single Line Business Subscriber	31-3
31.4.3 End User Common Line (EUCL) - Primary Residence Subscriber	31-3
31.4.4 End User Common Line (EUCL) - Non-Primary Residence Subscriber	31-3
31.4.5 End User Common Line (EUCL) - BRI ISDN Subscriber	31-4
31.4.6 End User Common Line (EUCL) - PRI ISDN Subscriber	31-4
31.4.7 Presubscribed Interexchange Carrier Charge (PICC) - Multiline Business Subscriber	31-4
31.4.8 Presubscribed Interexchange Carrier Charge (PICC) - Business Centrex Subscriber (non-ISDN)	31-5
31.4.9 Presubscribed Interexchange Carrier Charge (PICC) - Single Line Business Subscriber	31-5
31.4.10 Presubscribed Interexchange Carrier Charge (PICC) - Primary Residence Subscriber	31-5
31.4.11 Presubscribed Interexchange Carrier Charge (PICC) - Non-Primary Residence Subscriber	31-5
31.4.12 Presubscribed Interexchange Carrier Charge (PICC) - Primary Residence Centrex Subscriber (Non-ISDN)	31-6
31.4.13 Presubscribed Interexchange Carrier Charge (PICC) - Non-Primary Residence Centrex Subscriber	31-6
31.4.14 Presubscribed Interexchange Carrier Charge (PICC) - BRI ISDN Subscriber	31-6
31.4.15 Presubscribed Interexchange Carrier Charge (PICC) - PRI ISDN Subscriber	31-6
31.4.16 End User Port Charges	31-7
31.4.17 Federal Universal Service Fund (FUSF) Surcharge – Primary Residence Subscriber, Primary Residence Centrex Subscriber and Single Line Business Subscriber	31-8
31.4.18 Federal Universal Service Fund (FUSF) Surcharge – Non-Primary Residence Subscriber and Non-Primary Residence Centrex Subscriber	31-8
31.4.19 Federal Universal Service Fund (FUSF) Surcharge – BRI ISDN Subscriber	31-8
31.4.20 Federal Universal Service Fund (FUSF) Surcharge – PRI ISDN Subscriber	31-8
31.4.21 Federal Universal Service Fund (FUSF) Surcharge–Multiline Business Subscriber (non-PBX)	31-8
31.4.22 Federal Universal Service Fund (FUSF) Surcharge – Private Branch Exchange (PBX) Trunk with End User Port Charge (Direct Inward Dialing [DID]/FlexData)	31-9
31.4.23 Federal Universal Service Fund (FUSF) Surcharge – Private Branch Exchange (PBX) Trunk without End User Port Charge (all other PBX)	31-9
31.4.24 Federal Universal Service Fund (FUSF) Surcharge – Business Centrex Subscriber (non-ISDN)	31-9
31.4.25 Federal Universal Service Fund (FUSF) Surcharge On Other Incidental Charges	31-9
31.4.26 Federal Universal Service Fund (FUSF) Surcharge Special Access Services FUSF Surcharge	31-9
31.4.27 Federal Universal Service Fund (FUSF) Surcharge On Presubscribed Interexchange Carrier Charges	31-9

Transmittal No. 81

Issued: April 16, 2018

Effective: May 1, 2018

ACCESS SERVICE

TABLE OF CONTENTS (Cont'd)

	<u>Page No.</u>
31. <u>CONSOLIDATED COMMUNICATIONS COMPANIES RATES AND CHARGES</u> (Cont'd)	
31.4.28 Access Recovery Charge (ARC) - Multiline Business Subscriber, Multiline Business Payphone, Other Multiline Business Except PBX / FlexPath	31-10
31.4.29 Access Recovery Charge (ARC) - Single Line Business Subscriber	31-10
31.4.30 Access Recovery Charge (ARC) Primary Residence Subscriber	31-10
31.4.31 Access Recovery Charge (ARC) - Non-Primary Residence Subscriber	31-10
31.4.32 Access Recovery Charge (ARC) - BRI ISDN Subscriber	31-10
31.4.33 Access Recovery Charge (ARC) - PRI ISDN Subscriber	31-11
31.4.34 Access Recovery Charge (ARC) - Private Branch Exchange (PBX) Trunk and FlexPath with End User Port Charge (Direct Inward Dialing [DID]/FlexData)	31-11
31.4.35 Access Recovery Charge (ARC) - Private Branch Exchange (PBX) Trunk and FlexPath without End User Port Charge (all other PBX)	31-11
31.4.36 Access Recovery Charge (ARC) - Business Centrex Subscriber (non-ISDN)	31-11
31.5 <u>Ordering Options for Switched and Special Access Service</u>	31-12
31.5.1 Service Date Change Charge	31-12
31.5.2 Design Change Charge	31-12
31.5.3 Special Handling Charge	31-12
31.6 <u>Switched Access Service</u>	31-12
31.6.1 Local Transport	31-12
31.6.2 Local Switching	31-64
31.6.3 WATS Access Line Service	31-64
31.6.4 Message Unit Credit	31-65
31.6.5 800 Data Base Access Service Rates and Charges	31-65
31.6.6 900 Access Service Charges	31-66
31.6.7 Shared Billing Arrangement	31-67
31.6.8 Advanced Access Screening Capability	31-68
31.6.9 Facilities Management Service	31-69
31.6.10 [Reserved for Future Use]	31-77
31.6.11 IntelliBeam Optical Transport Service	31-78

ACCESS SERVICE

TABLE OF CONTENTS (Cont'd)

	<u>Page No.</u>	
31. <u>CONSOLIDATED COMMUNICATIONS COMPANIES RATES AND CHARGES</u> (Cont'd)		
31.7 <u>Special Access Service</u>	31-85	
31.7.1 Metallic Service	31-85	
31.7.2 Telegraph Grade Service	31-86	
31.7.3 Voice Grade Service	31-87	
31.7.4 Program Audio Service	31-92	
31.7.5 Video Service	31-93	
31.7.6 Wideband Analog Service	31-96	
31.7.7 Wideband Data Service	31-96	
31.7.8 Digital Data Service	31-97	
31.7.9 High Capacity Service	31-99	
31.7.10 Special Access Surcharge	31-107	
31.7.11 WATS Access Line (WAL) Service	31-108	
31.7.12 DIGIROUTE SM Digital Service II	31-110	
31.7.13 DOVROUTE SM Service	31-112	
31.7.14 Individual Case Filings	31-112	
31.7.15 [Reserved for Future Use]	31-112	
31.7.16 Advanced Video Services	31-113	
31.8 <u>[Reserved for Future Use]</u>	31-121	(C)
		(D)
		(D)

ACCESS SERVICE

TABLE OF CONTENTS (Cont'd)

	<u>Page No.</u>	
31. <u>CONSOLIDATED COMMUNICATIONS COMPANIES RATES AND CHARGES</u> (Cont'd)		
31.9 <u>[Reserved for Future Use]</u>	31-122	
31.10 <u>Federal Government Specialized Service or Arrangements</u>	31-126	
31.10.1 Voice Grade Special Access Service	31-126	
31.10.2 [RESERVED FOR FUTURE USE]	31-127	(D)
31.10.3 Special Routing Access Service	31-127	
31.10.4 Telecommunications Service Priority (TSP) System	31-129	
31.10.5 Government Emergency Telecommunications Service	31-131	
31.10.6 [Reserved for Future Use]	31-132	
31.10.7 [Reserved for Future Use]	31-132	
31.10.8 FAA Telecommunications Infrastructure (FTI)	31-132	
31.10.9 Federal Markets High Capacity Services	31-134	
31.11 <u>Special Facilities Routing of Access Services</u>	31-135	
31.11.1 Diversity	31-135	
31.12 <u>Specialized Service or Arrangements</u>	31-136	

ACCESS SERVICE

TABLE OF CONTENTS (Cont'd)

	<u>Page No.</u>
31. <u>CONSOLIDATED COMMUNICATIONS COMPANIES RATES AND CHARGES</u> (Cont'd)	
31.13 <u>Additional Engineering, Additional Labor and Miscellaneous Services</u>	31-136
31.13.1 Additional Engineering	31-136
31.13.2 Additional Labor	31-137
31.13.3 Maintenance of Service	31-139
31.13.4 Presubscription	31-140
31.13.5 Standard Jacks Registration Program	31-142
31.13.6 Testing Services	31-149
31.13.7 Provision of Access Service Billing	31-159
31.13.8 [Reserved for Future Use]	31-159
31.13.9 Controller Arrangement	31-160
31.13.10 Wiring/Line Investigation	31-160
31.13.11 [Reserved for Future Use]	31-160
31.13.12 Public Access Line Optional Features	31-160
31.13.13 Service Provider Number Portability	31-161
31.13.14 Billing Name and Address (BNA) Service	31-162
31.13.15 ISP Traffic Origination Service	31-162
31.13.16 1+Coin Service	31-163
31.14 <u>Exceptions to Access Service Offerings</u>	31-164
31.15 <u>Operating Territory</u>	31-164
31.16 <u>Equal Access Cost Recovery</u>	31-165
31.17 <u>Reserved for Future Use</u>	31-165
31.18 <u>[Reserved for Future Use]</u>	31-165

ACCESS SERVICE

TABLE OF CONTENTS (Cont'd)

	<u>Page No.</u>	
31. <u>CONSOLIDATED COMMUNICATIONS COMPANIES RATES AND CHARGES</u> (Cont'd)		
31.19 [RESERVED FOR FUTURE USE]		(D)
		(D)
31.20 <u>[Reserved for Future Use]</u>	31-167	
31.21 <u>LIDB Access Service</u>	31-168	
31.21.1 Nonrecurring Charge	31-168	
31.21.2 Recurring Rates	31-168	
31.22 [RESERVED FOR FUTURE USE]		(D)
		(D)
		(D)
31.23 <u>[Reserved for Future Use]</u>	31-169	
31.24 <u>Federal Telecommunications Access Service (FTAS) 2001</u>	31-170	
31.24.1 Voice Grade Service	31-170	
31.24.2 DigiRoute SM Digital Service II (DDSII)	31-171	
31.24.3 High Capacity Services	31-172	

ACCESS SERVICE

TABLE OF CONTENTS (Cont'd)

	<u>Page No.</u>	
31. <u>CONSOLIDATED COMMUNICATIONS COMPANIES RATES AND CHARGES</u> (Cont'd)		
31.25 <u>[Reserved for Future Use]</u>	31-173	
31.26 [RESERVED FOR FUTURE USE]	31-174	(D)
		(D)
		(D)
31.27 [RESERVED FOR FUTURE USE]		(D)
		(D)
31.28 <u>Expanded Interconnection</u>	31-220	
31.28.1 Expanded Interconnection Space and Facility Rates and Charges	31-220	
31.28.2 Fiber Optic Expanded Interconnection - Virtual	31-224	
31.28.3 Expanded Interconnection Alternatives	31-229	
31.28.4 Rates and Charges to the Competitive Fiber Provider (CFP)	31-232	
31.29 <u>Incidental InterLATA Services</u>	31-333	
31.29.1 CCS - Gateway Access Service	31-333	

ACCESS SERVICE

TABLE OF CONTENTS (Cont'd)

	<u>Page No.</u>
32. <u>CONTRACT TARIFFS</u>	32-1
32.1 <u>General</u>	32-1
32.2 <u>Contract Tariff Option 2</u>	32-2
32.2.1 IntelliBeam East Renewal Plan Eligibility	32-2
32.2.2 IntelliBeam East Renewal Plan Terms and Conditions	32-5
32.3 <u>Contract Tariff Option 4</u>	32-13
32.4 <u>Contract Tariff Option 5</u>	32-16
32.5 <u>Contract Tariff Option 6</u>	32-20
32.6 <u>Contract Tariff Option 7</u>	32-24
32.6.1 ESS Plan Eligibility	32-24
32.6.2 ESS Plan Terms and Conditions	32-26
32.7 <u>Contract Tariff Option 14</u>	32-28
32.8 <u>Contract Tariff Option 15</u>	32-33
32.9 <u>Contract Tariff Option 17</u>	32-37
32.9.1 Scope	32-37
32.9.2 General	32-37
32.9.3 Serving Area	32-37
32.9.4 Terms and Conditions	32-38
32.9.5 Rates and Charges	32-40
32.10 <u>Contract Tariff Option 18</u>	32-41
32.10.1 Scope	32-41
32.10.2 Eligible Services	32-41
32.10.3 Serving Area	32-41
32.10.4 Price Plan Extension Eligibility	32-42
32.10.5 Terms and Conditions	32-43
32.10.6 Minimum Service Period and Termination Liability	32-43

ACCESS SERVICE

TABLE OF CONTENTS (Cont'd)

	<u>Page No.</u>
32. <u>CONTRACT TARIFFS</u> (Cont'd)	
32.11 <u>Contract Tariff Option 21</u>	32-44
32.11.1 Scope	32-44
32.11.2 Eligibility	32-44
32.11.3 Service Period and Termination Liability	32-45
32.11.4 Serving Area	32-55
32.11.5 Terms and Conditions	32-55
32.11.6 Chronic Service Outage	32-57
32.11.7 Exceptions	32-61
32.11.8 Rates and Charges	32-62
32.12 <u>[Reserved for Future Use]</u>	32-63
32.13 <u>Contract Tariff Option 30</u>	32-63
32.14 <u>Contract Tariff Option 31</u>	32-70
32.15 <u>Contract Tariff Option 35</u>	32-83
32.16 <u>Contract Tariff Option 36</u>	32-90
32.17 <u>Contract Tariff Option 38</u>	32-106
32.18 <u>Contract Tariff Option 39</u>	32-115
32.19 <u>Contract Tariff Option 41</u>	32-123
32.20 <u>Contract Tariff Option 42</u>	32-127
32.21 <u>Contract Tariff Option 43</u>	32-139
32.22 <u>Contract Tariff Option 44</u>	32-164
32.23 <u>Contract Tariff Option 45</u>	32-175
32.24 <u>Contract Tariff Option 46</u>	32-215
32.25 <u>[Reserved for Future Use]</u>	32-238
32.26 <u>[Reserved for Future Use]</u>	32-239
32.27 <u>Contract Tariff Option 50</u>	32-255
32.28 <u>[Reserved for Future Use]</u>	32-268
32.29 <u>[Reserved for Future Use]</u>	32-269
32.30 <u>Contract Tariff Option 53</u>	32-270
32.31 <u>Contract Tariff Option 54</u>	32-273

ACCESS SERVICE

TABLE OF CONTENTS (Cont'd)

33.	<u>[RESERVED FOR FUTURE USE]</u>	<u>Page No.</u> 33-1	
34.	<u>DEDICATED RING AND OPTICAL SERVICES</u>	34-1	
34.1	<u>Dedicated SONET Ring</u>	34-1	
35.	[RESERVED FOR FUTURE USE]	35-1	(D)
			(D)
			(D)
			(D)

ACCESS SERVICE

ISSUING CARRIERS

Consolidated Communications of Northern New England, LLC (T)
(Formerly Northern New England Telephone Operations LLC) (T)

Consolidated Communications of Vermont Company, LLC (T)
(Formerly Telephone Operating Company of Vermont LLC) (T)

CONCURRING CARRIERS

No Concurring Carriers

CONNECTING CARRIERS

No Connecting Carriers

OTHER PARTICIPATING CARRIERS

No Other Participating Carriers

REGISTERED SERVICE MARKS

DIGIROUTESM digital service II
DATAFLASHSM packet switching service
INTELLIBEAMHUB dedicated network service
INTELLIBEAM Broadband Transport
INTELLIBEAM Dedicated SONET Ring
INTELLIBEAM Entrance Facility
INTELLIBEAM Shared Single Path
DIGITAL CENTREXSM digital Centrex service
SWITHCEDWAY digital service
FASTDATASM digital service
FP PATH custom network service

REGISTERED SERVICE MARK OF AT&T

DATAPHONE®

REGISTERED TRADEMARK OF INTERNATIONAL BUSINESS MACHINES CORPORATION

ESCON®

REGISTERED TRADEMARKS

None

SERVICE MARKS

DOVROUTESM service

ACCESS SERVICE

EXPLANATION OF SYMBOLS

(C)	-	To signify changed regulation
(D)	-	To signify discontinued rate or regulation
(I)	-	To signify increase
(M)	-	To signify matter relocated without change
(N)	-	To signify new rate or regulation
(R)	-	To signify reduction
(S)	-	To signify reissued matter
(T)	-	To signify a change in text but no change in rate or regulation
(Z)	-	To signify a correction

ACCESS SERVICE

EXPLANATION OF ABBREVIATIONS

ABVS	-	Advanced Broadcast Video Service
AC	-	Access Connection
ac	-	Alternating current
ACNA	-	Access Customer Name Abbreviation
AML	-	Actual Measured Loss
ANI	-	Automatic Number Identification
ANSI	-	American National Standards Institute
AP	-	Program Audio
AT&T	-	American Telephone and Telegraph Company
AT&T-C	-	AT&T Communications
ATM	-	Asynchronous Transfer Mode
ATM CRS	-	Asynchronous Transfer Mode Cell Relay Service
ATP	-	Access Transport Parameter
ATSC	-	Advanced Television Systems Committee
AUDVS	-	Advanced Uncompressed Digital Video Service
AUL	-	Annual Underutilization Liability
BAN	-	Billing Account Number
BD	-	Business Day
BHMC	-	Busy Hour Minutes of Capacity
BITS	-	Business Integrated Timing Supply
BSA	-	Basic Serving Arrangement
BSE	-	Basic Service Element
BTSC	-	Broadcast Television Systems Committee
CAROT	-	Centralized Automatic Reporting on Trunks
CBR	-	Constant Bit Rate
CCC	-	Consolidated Communications Companies
CCITT	-	Consultative Committee for International Telephone and Telegraph
CCSA	-	Common Channel Signaling Access
CDVT	-	Cell Delay Variation Tolerance
CFA	-	Connecting Facility Assignment
CFP	-	Competitive fiber provider
CI	-	Channel Interface
CIC	-	Carrier Identification Code
CIP	-	Carrier Identification Parameter
CLLI	-	Common Language Location Identifier
CLO	-	Control Link Oscillator
CM	-	Channel Mileage
CMSS	-	Call Management Signaling Service
CN	-	Charge Number
CO	-	Central Office
COCTX	-	Central Office Centrex
Cont'd	-	Continued
CPE	-	Customer Provided Equipment

ACCESS SERVICE

EXPLANATION OF ABBREVIATIONS (Cont'd)

CPN	-	Calling Party Number
CSL	-	Circuit Switched Line
CSLIP	-	Compressed Serial Line IP
CSM	-	Customer Service Management Optional Feature
CSP	-	Carrier Selection Parameter
CST	-	Circuit Switched Trunk
CtX	-	Centrex
CUG	-	Closed User Group
DA	-	Directory Assistance
dB	-	decibel
dBrnC	-	Decibel Reference Noise C-Message Weighting
dBrnC0	-	Decibel Reference Noise C-Message Weighted 0
dBv	-	Decibel(s) Relative to 1 Volt (Reference)
dBvl	-	Decibel(s) Relating To 1 Volt (Reference)
dc	-	direct current
DDS II	-	DIGIROUTE SM digital service II
DID	-	Direct Inward Dialing
DNIS	-	Dialed Number Identification Service
DOV	-	DOVROUTE SM service
DP	-	Dial Pulse
DSAC	-	Dial Services Administration Center
DSR	-	Dedicated SONET Ring
DSX	-	Digital System Cross Connect
DTE	-	Data Terminal Equipment
DTM	-	Direct TL1 Monitoring Optional Feature
DTMF	-	Dual Tone Multifrequency
DTN	-	Data Terminal Number
DTS	-	Dedicated Transit Service
DVTS	-	Digital Video Transport Service
DWDM	-	Dense Wave Division Multiplexing
EDD	-	Envelope Delay Distortion
EIAC	-	Expanded Interconnection Access Cable
ELEPL	-	Equal Level Echo Path Loss
EML	-	Expected Measured Loss
EOO	-	Enhanced Ordering Option
EPL	-	Echo Path Loss
ERL	-	Echo Return Loss
ESCON	-	Enterprise Systems CONnection
ESS	-	Electronic Switching System
ESSX	-	Electronic Switching System Exchange
ETR	-	External Time Reference
f	-	frequency
FES	-	FairPoint Enterprise Service
FID	-	Field Identifier
F.C.C.	-	Federal Communications Commission
FDDI	-	Fiber Distributed Data Interface
FICON	-	Fibre Connection

ACCESS SERVICE

EXPLANATION OF ABBREVIATIONS (Cont'd)

FPD	-	Fiber Path Diversity
FRS	-	Frame Relay Service
FSPOI	-	Facility Signaling Point of Interconnection
FX	-	Foreign Exchange
GigE	-	Gigabit Ethernet
HC	-	High Capacity
Hi-Def	-	High Definition
HSSI	-	High Speed Serial Interface
Hz	-	Hertz
IBT	-	IntelliBeam Broadband Transport
IC	-	Interexchange Carrier
ICB	-	Individual Case Basis
ICL	-	Inserted Connection Loss
IDSR	-	IntelliBeam Dedicated SONET Ring
IEF	-	IntelliBeam Entrance Facility
ILP	-	Initial Liability Period
IOF	-	Inter-Office Facility
ISC	-	InterSystem Channel
ISSP	-	IntelliBeam Shared Single Path
IETF	-	Internet Engineering Task Force
IOTS	-	IntelliBeam Optical Transport Service
IP	-	Internet Protocol
IPRS	-	Internet Protocol Routing Service
ISDN	-	Integrated Services Digital Network
kbps	-	kilobits per second
kHz	-	kilohertz
LAN	-	Local Area Network
LATA	-	Local Access and Transport Area
LES	-	LAN Extension Service
LIDB	-	Line Information Data Base
Ma	-	milliamperes
MA	-	Maine
Mbps	-	Megabits per second
MBS	-	Maximum Burst Size
MECAB-	-	Multiple Exchange Carrier Access Billing
MECOD-	-	Multiple Exchange Carrier Ordering and Design
MFJ	-	Modification of Final Judgment
MHz	-	Megahertz
MTL	-	Maximum Termination Liability
MRC	-	Monthly Recurring Charge
MT	-	Metallic
MTS	-	Message Telecommunications Service(s)
MVS	-	Fiber Based Multichannel Video Service
NAP	-	Network Access Point
NDP	-	National Discount Plan
NH	-	New Hampshire
NID	-	Network Interface Device
NPA	-	Numbering Plan Area

Transmittal No. 81

Issued: April 16, 2018

Effective: May 1, 2018

Vice President - Regulatory
5 Davis Farm Road, Portland, ME 04103

ACCESS SERVICE

EXPLANATION OF ABBREVIATIONS (Cont'd)

NRC	-	Nonrecurring Charge
NRS	-	FairPoint Enterprise Network Reconfiguration Service
NSP	-	Non-Standard Premises
NTS	-	Non-Traffic Sensitive
NTSC	-	National Television Systems Committee
NUI	-	Network User Identifier
NXX	-	Three-Digit Central Office Code
OC#	-	Optical Carrier Rate
OCC	-	Other Common Carrier
OLNS	-	Originating Line Number Screening
OLTM	-	Optical Line Terminating Multiplexer
OPC	-	Originating Point Code
OSS	-	Operator Services System Location
OTPL	-	Zero Transmission Level Point
PAL	-	Public Access Line
PBX	-	Private Branch Exchange
PCM	-	Pulse Code Modulation
PCR	-	Peak Cell Rate
PI	-	Priority Installation
PICC	-	Presubscribed Interexchange Carrier Charge
PLR	-	Private Line Ringdown
POT	-	Point of Termination
POTS	-	Plain Old Telephone Service
PPP	-	Point to Point Protocol
PR	-	Priority Restoration
PVC	-	Permanent Virtual Circuit
RADIUS	-	Remote Authentication Dial-In User Service
Rf	-	Radio frequency
RMC	-	Recurring Monthly Charge
rms	-	root-mean-square
RPOA	-	Recognized Private Operating Agency
RPON	-	Related Purchase Order Number
RSM	-	Remote Switching Modules
RSS	-	Remote Switching Systems
SASG	-	Special Access Service Guarantee
SCP	-	Service Control Point
SCR	-	Sustainable Cell Rate
SCVS	-	Serial Component Video Service
SDH	-	Synchronous Digital Hierarchy
SLA	-	Service Level Agreement
SLIP	-	Serial Line IP
SMPTE	-	Society of Motion Picture and Television Engineers
SMS	-	Service Management System
SNR	-	Single Number Routing
SONET	-	Synchronous Optical NETwork
SP	-	Signaling Point
SPOI	-	Signaling Point of Interconnection
SRL	-	Singing Return Loss
SSN	-	Switched Service Network

Transmittal No. 81

Issued: April 16, 2018

Effective: May 1, 2018

ACCESS SERVICE

EXPLANATION OF ABBREVIATIONS (Cont'd)

SSP	-	Service Switching Point
SS7	-	Signaling System 7
STM	-	Synchronous Transport Module
STP	-	Signaling Transfer Point
STS	-	Synchronous Transport Signal
SVC	-	Switched Virtual Circuit
SVS	-	Supertrunking Transport Video Service
SWC	-	Serving Wire Center
TCIC	-	Trunk Circuit Identification Code
TCP	-	Transmission Control Protocol
TES	-	Telephone Exchange Service(s)
TG	-	Telegraph Grade
TISC	-	Time In-Service Credit
TL1	-	Transaction Language 1
TLP	-	Transmission Level Point
TSP	-	Telecommunications Service Priority
TV	-	Television
UBR	-	Unspecified Bit Rate
UNI	-	User Network Interface
UPS	-	Uninterrupted Power Supply
USOC	-	Uniform Service Order Code
VBRnrt	-	Variable Bit Rate non-real time
VBRrt	-	Variable Bit Rate real time
VG	-	Voice Grade
V&H	-	Vertical & Horizontal
VT	-	Vermont
WA	-	Wideband Analog
WATS	-	Wide Area Telecommunications Service(s)
WCN	-	With Calling Name
WD	-	Wideband Data
WDSL	-	Wholesale Digital Subscriber Line SM Service
WOCN	-	Without Calling Name

(D)

ACCESS SERVICE

REFERENCE TO OTHER TARIFFS

Whenever reference is made in this tariff to other tariffs, the reference is to the tariffs in force as of the effective date of this tariff, and to amendments thereto and successive issues thereof.

REFERENCE TO OTHER PUBLICATIONS

The following technical publication is referenced in this tariff and may be obtained from the National Exchange Carrier Association, Inc., Director -Tariff and Regulatory Matters, 100 S. Jefferson Road, Whippany, NJ 07981 and the Federal Communications Commission's commercial contractor.

PUB AS No. 1, ISSUE II Access Service

Issued: May, 1984

Available: May, 1984

PUB AS No. 1, ISSUE II Access Service Addendum

Issued: March, 1987

Available: March, 1987

The following technical publications are referenced in this tariff and may be obtained from Telcordia, 8 Corporate Place, PYA3C-184, Piscataway, NJ 08854

Technical Reference:

PUB 41004

Issued: October, 1973

Available: October, 1973

PUB 62310

Issued: September, 1983

Available: October, 1983

PUB 62411, with Addendum

Issued: October, 1984

Available: October, 1984

Special Report SR-EOP-000191,

Issue No. 1

Issued: April, 1985

Available: September, 1985

Multiple Exchange Carrier

Access Billing Guidelines (MECAB)

Special Report SR-BDS-000983

Issued: December, 1990

Available: December, 1990

Multiple Exchange Carrier

Ordering and Design Guidelines

(MECOD)

Issued: September, 1990

Available: September, 1990

ACCESS SERVICE

REFERENCE TO OTHER PUBLICATIONS (Cont'd)

Technical Reference (Cont'd):

SR-INS-001532, Issue No. 1 Video Distribution Technology Issued: July, 1991	Available: July, 1991
SR-NPL-001434, Issue No. 1 Cable TV Signal Distribution Issued: January, 1990	Available: January, 1990
SR-NWT-001851, Issue 1 Issued: December, 1990	Available: December, 1990
GR-253-CORE, Issue 3 Issued: September, 2000	Available: September, 2000
GR-317-CORE, Issue 1 Issued: February, 1994	Available: February, 1994
GR-394-CORE, Issue 1 Issued: February, 1994	Available: February, 1994
TR-NWT-000506, Issue 3, Revision 3 Issued: May, 1994	Available: May, 1994
TR-TSY-000540, Issue 2, Revision 2 Issued: June, 1990	Available: June, 1990
TR-NWT-001203, Issue No. 2 Issued: December, 1992	Available: December, 1992
TR-NWT-001357, Issue No. 1 Issued: September, 1993	Available: September, 1993
TR-NWT-000508, Issue No. 3 Issued: June, 1992	Available: June, 1992
TR-NWT-001112, Issue No. 1 Issued: December, 1994	Available: December, 1994

ACCESS SERVICE

REFERENCE TO OTHER PUBLICATIONS (Cont'd)

Technical Reference (Cont'd):

GR-1110-CORE, Issue 1 Issued: September, 1994	Available: September, 1994
GR-1248-CORE, Issue 2 Issued: September, 1995	Available: September, 1995
GR-1312-CORE, Issue 3 Issued: April, 1999	Available: April, 1999
GR-2918-CORE, Issue 4 Issued: December, 1999	Available: December, 1999
GR-2979-CORE, Issue 3 Issued: December, 1999	Available: December, 1999
SR-3330, Issue 1 Issued: November, 1994	Available: November, 1994

ACCESS SERVICE

REFERENCE TO OTHER PUBLICATIONS (Cont'd)

Technical Reference (Cont'd)

GR-20-CORE, Issue 1 Issued: September, 1994	Available: September, 1994
GR-63-CORE, Issue 1 Issued: October, 1995	Available: October, 1995
GR-342, Issue 1 Issued: December, 1995	Available: December, 1995
GR-436 CORE, Issue 1 Issued: June, 1996	Available: June, 1996
GR-1089-CORE, Issue 1 Issued: November, 1994	Available: November, 1994
GR-1244-CORE, Issue 2 Issued: December, 2000	Available: December, 2000
GR-1374-CORE, Issue 1 Issued: December, 1994	Available: December, 1994
TR-NPL-000054 Issued: April, 1989	Available: April, 1989
TR-NPL-000157 Issued: April, 1986	Available: April 1986
TR-NPL-000258, Issue No. 1 Issued: October, 1985	Available: October, 1985
TR-TSY-000271, Issue No. 1 Issued: January, 1990	Available: January, 1990
TR-NWT-000334 Issued: September, 1990	Available: September, 1990
TR-TSY-000335 Issued: May, 1990	Available: May, 1990

ACCESS SERVICE

REFERENCE TO OTHER PUBLICATIONS (Cont'd)

Technical Reference (Cont'd)

TR-NPL-000336 Issued: October, 1987	Available: October, 1987
TR-NPL-000337 Issued: July, 1987	Available: July, 1987
TR-TSV-000338, Issue No. 2 Issued: August, 1993	Available: October, 1993
TR-NPL-000339 Issued: October, 1987	Available: October, 1987
TR-NPL-000340 Issued: September, 1986	Available: January, 1987
TR-NPL-000341 Issued: March, 1989	Available: March, 1989
TR-TSY-000366 Issued: March, 1988	Available: April, 1988
TR-TSY-000461 Issued: June, 1987	Available: June, 1987
TR-TSY-000530, Issue No. 2 Issued: December, 1988	Available: December, 1988
TR-TSY-000685, Issue No. 1 Issued: September, 1989	Available: October, 1989

ACCESS SERVICE

REFERENCE TO OTHER PUBLICATIONS (Cont'd)

Technical Reference (Cont'd)

TR-NWT-000409, Issue No. 2 Issued: September, 1990	Available: October, 1990
TR-NWT-000938, Issue No. 1 Issued: August, 1990	Available: August, 1990
TR-NWT-001058, Issue No. 1 Issued: August, 1991	Available: August, 1991
TR-NWT-000078, Issue No. 3 Issued: December, 1991	Available: December, 1991
TR-NWT-000513, Issue No. 2 Issued: December, 1988	Available: December, 1988
TR-TSV-000962, Issue No. 1 Issued: September, 1990	Available: September, 1990
BR-760-200-030, Issue No. 2 Issued: August, 1982	Available: August, 1982
SR-TAP-001421, Issue No. 1 Issued: December, 1989	Available: December, 1989
SR-4274 Issued: April, 1997	Available: April, 1997
GR338 Issued: December, 1995	Available: December, 1995
TR-TSV-000772, Issue No. 1 Issued: May, 1991	Available: May, 1991
TR-TSV-000773, Issue No. 1 Issued: June, 1991	Available: June, 1991
TR-TSV-001239, Issue No. 1 Issued: December, 1993	Available: December, 1993

The following technical publications are referenced in this tariff and may be obtained from Telcordia Routing Administration, 8 Corporate Place PYA 3N-141, Piscataway, NJ 08854-4156, 1(866) 672-4156.

Technical Reference:

The Local Exchange Routing Guide (LERG), Issued: April 1, 2007, and as issued from time to time

ACCESS SERVICE

REFERENCE TO OTHER PUBLICATIONS (Cont'd)

Technical Reference (Cont'd)

The following technical publications are referenced in this tariff and may be obtained from the Vice President,
Regulatory
5 Davis Farm Road, Portland, ME 0413

NIP-74162, Issue No. 3 Issued: July, 1993	Available: July, 1993
NIP-74165, Issue No. 2 Issued: December, 1989	Available; December, 1989
NIP-74171, Issue No. 1 Issued: February, 1993	Available: March, 1993
NIP-74174, Issue No. 1 Issued: February, 1993	Available: April, 1993
NIP-74166, Issue No. 1 Issued: June, 1993	Available: June, 1993
NTR-74250, Issue No. 2 Issued: January, 1988	Available: January, 1988
NTR 14374, Issue No. 2 Issued: February, 1990	Available: February, 1990
NTR 14375, Issue No. 2 Issued: February, 1990	Available: February, 1990
NTR-74380, Issue No. 1 Issued: July, 1992	Available: July, 1992
NTR-74410, Issue No. 1 Issued: April, 1993	Available: April, 1993
NTR-74415, Issue No. 1 Issued: June, 1994	Available: June, 1994
IP-72201 Issued: September, 1998	Available: September, 1998

ACCESS SERVICE

REFERENCE TO OTHER PUBLICATIONS (Cont'd)

Technical Reference (Cont'd)

TR-TSV-000905, Issue No. 1

Issued: August, 1989

Available: August, 1989

TR-TSV-000954, Issue No. 1

Issued: November, 1989

Available: November, 1989

TR-NWT-000954, Issue No. 1

Issued: November, 1992

Available: November, 1992

TR-NWT-000295, Issue No. 1

Issued: November, 1987

Available: November, 1987

BR-190402-215, Issue 7

Issued: December, 1993

Available: December, 1993

BR-010200-010, Issue 13, Revision 1

Issued: March, 1994

Available: March, 1994

The following technical publications are referenced in this tariff and may be obtained from the Internet Engineering Task Force (IETF) at Corporation for National Research Initiatives, Attn: Accounting Department—IETF Proceedings, 1895 Preston white Drive, Suite 100, Reston, VA 22091.

STD 0001, Internet Official Protocol Standards, J. Postel, Editor

Issued: June, 1997

Available: June, 1997

RFC 2138, Remote Authentication Dial-In User Service (RADIUS), C. Rigney, A. Rubens, W. Simpson, S. Willens

Issued: April, 1997

Available: April, 1997

ACCESS SERVICE

REFERENCE TO OTHER PUBLICATIONS (Cont'd)

Technical Reference (Cont'd)

The following publications are referenced in this tariff and may be obtained from the Federal Communications Commission's commercial contractor.

National Exchange Carrier Association, Inc.

Tariff F.C.C. No. 4

Issued: January, 1987

Available: January, 1987

National Exchange Carrier Association, Inc.

Tariff F.C.C. No. 5

Issued: April 29, 1988

Available: June 13, 1989

The following publications, referenced in this tariff, may be obtained from the Government Printing Office, Superintendent of Documents, Document Control Branch, 941 N. Capitol St., N.E., Washington, D.C. 20401.

Telecommunications Service Priority (TSP) System for National Security

Emergency Preparedness (NSEP) Service

Vendor Handbook, National

Communications System (NCS) H 3-1-2

Dated: July 9, 1990

Available: August, 1990

Telecommunications Service Priority (TSP) System for National Security

Emergency Preparedness (NSEP) Service User Manual, National

Communications System (NCS) M 3-1-1

Dated: July 9, 1990

Available: August, 1990

The following publication, referenced in this tariff, may be obtained from the United States Department of Labor, Publication Distribution, 200 Constitution Avenue, N.W., Washington, D.C. 20210.

Occupational Safety and Health Act (OSHA)

The following publication, referenced in this tariff, may be obtained from the National Fire Protection Association, Battery March Park, Quincy, MA 02266.

National Electrical Code (NEC)

ACCESS SERVICE

REFERENCE TO OTHER PUBLICATIONS (Cont'd)

Technical Reference (Cont'd)

The following publications, referenced in this tariff, may be obtained from the American National Standard Institute, 1430 Broadway, New York, NY 10018 or on the Internet at www.ansi.org.

American National Safety Levels with Respect to Human Exposure to Radio Frequency Electromagnetic Fields, 300 kHz (ANSI C95.1-1982).

ANSI X3.139 FDDI: Token Ring Media Access Control (MAC), 1987.
ANSI X3.148 FDDI: Token Ring Physical Layer Protocol (PHY), 1988.
ANSI X3.166 FDDI: Token Ring Physical Layer Medium Dependent (PMD), 1990.
ANSI X3.184 FDDI: Single-Mode Fiber, Physical Layer Medium Dependent (SMF-PMD), Revision 4.2, December 7, 1992.
ANSI X3.271 Fibre Channel Single-byte Command Code Sets Connection Architecture (SBCON), 1996.
ANSI X3.296 Single Byte Command Code Sets Connection Architecture (SBCON), 1998

ANSI X3.303 Fibre Channel Physical and Signaling Interface-3 (FC-PH-3), 1998

ANSI T1.101
Available: 1994

ANSI T1.102-1993 (R1999) Digital Hierarchy - Electrical Interfaces
Available: 1993

ANSI T1.102.01-1996 Digital Hierarchy – VT1.5 Electrical Interface
Available: 1996

ANSI T1.105-1995 Synchronous Optical Network (SONET) – Basic Description including Multiplex Structure, Rates and Formats
Available: 1995

ANSI T1.107-1995 Digital Hierarchy - Format Specifications Available: 1995

ANSI T1.403-1999 Network and Customer Installation Interfaces – DS1 – Electrical Interface
Available: 1999

ANSI T1.404-2002 Network and Customer Installation Interfaces – DS3 and Metallic Interface Specification
Available: 2002

ACCESS SERVICE

REFERENCE TO OTHER PUBLICATIONS (Cont'd)

Technical Reference (Cont'd)

ANSI T1.606-1990	Integrated Services Digital Network (ISDN) – Architectural Framework and Service Description for Frame-Relaying Bearer Service
ANSI T1.606a-1992	ISDN – Architectural Framework and Service Description for Frame-Relaying Bearer Service (Congestion Mgt and Frame Size)
ANSI T1.606b-1993	ISDN – Architectural Framework and Service Description for Frame-Relaying Bearer Service (Network-to-Network Interface Requirements)
ANSI T1.617-1991	ISDN – Signaling Specification for Frame Relay Bearer Service for Digital Subscriber Signaling System Number 1 (DSS1)
ANSI T1.617a-1994	ISDN – Signaling Specification for Frame Relay Bearer Service for DSS1 (Protocol Encapsulation and PICS)
ANSI T1.618-1991	ISDN – Core Aspects of Frame Protocol for Use with Frame Relay Bearer Service
ANSI/IEEE802.3-1998	Telecommunications and information exchange between systems-Local and Metropolitan Area Networks-Specific Requirements-Part 3
ANSI/IEEE802.3u-1994	Supplement to Standard for Information Technology-Local and Metropolitan Area Networks, Part 3
ANSI/IEEE802.3z-1998	Supplement to Standard for Information Technology-Local and Metropolitan Area Networks, Part 3
ANSI/IEEE802.3ae-2002	Supplement to Standard for Information Technology-Local and Metropolitan Area Networks, Part 3 Issued/Avail: June 2002

ACCESS SERVICE

REFERENCE TO OTHER PUBLICATIONS (Cont'd)

Technical Reference (Cont'd)

The following publications, referenced in this tariff, may be obtained from Advanced Networking Test Center (ANTC), 901 Thompson Place, Mail Stop 126, Sunnyvale, CA 94088-3453.

ANTC FDDI SMT Test Suite, Version 4.1, April 1992.

ANTC FDDI MAC Test Suite, Version 1.0, November 1991.

ANTC FDDI PHY Test Suite, Version 2.0, November 1991.

ANTC FDDI PMD Test Suite, Version 3.0, November 1991.

The following publication, referenced in this tariff, may be obtained from the Electronic Industries Association, 2001 Eye Street, N.W., Washington, D.C. 20006.

National Electric Safety Code (NESC)

The following publication, referenced in this tariff, may be obtained from Newbridge Networks Inc., 593 Herndon Parkway, Herndon, VA 22070-5241.

Newbridge Intelligent Network Node Interface Specification, (PRD 0004).

The following publications, referenced in this tariff, may be obtained from IBM Publication, PO Box 29570, Raleigh NC 27626.

Coupling Facility Channel Physical Layer SA23-0395-00

Issued: June, 2002

Available: June, 2002

Enterprise Systems Architecture/390

ESCON I/O Interface Physical Layer SA23-0394-02

Issued: April, 1996

Available: April, 1996

Enterprise Systems Architecture/390

ESCON I/O Interface SA22-7202-02

Issued: December, 1990

Available: December, 1990

IBM 9037 Sysplex Timer SG24-2070

Issued: September, 1998

Available: September, 1998

Enterprise Systems Connection Introduction GA23-0383

Issued: February 12, 1993

Available: February 12, 1993

Planning Fiber Optic Channel Links (Fifth Edition) GA23-0367-04

Issued: April, 1996

Available: April, 1996

Parallel Sysplex Configuration Cookbook GA24-2076-00

Issued: January, 1998

Available: January, 1998

The following publication, referenced in this tariff, may be obtained from ATM Forum, 2570 West El Camino Real, Suite 304, Mountain View CA 94040 or on the Internet at <http://www.atmforum.com>.

ATM Forum, ATM User Network Interface Specifications, Version 3.0

Issued: September, 1993

Available: September, 1993

ATM Forum, ATM User Network Interface Specifications, Version 3.1

Issued: September 10, 1994

Available: September 10, 1994

ATM Forum, Interim Inter-switch Signaling Protocol

Issued: December, 1994

Available: December, 1994

Transmittal No. 81

Issued: April 16, 2018

Effective: May 1, 2018

ACCESS SERVICE

REFERENCE TO OTHER PUBLICATIONS (Cont'd)

Technical Reference (Cont'd)

The following publications, referenced in this tariff, may be obtained from The Society of Motion Picture and Television Engineers, 595 W. Hartsdale Ave, White Plains, NY 10607.

ANSI/SMPTE 259M – 1997

Issued: September, 1997 Available: September, 1997

SMPTE 292M – 1998

Issued and Available: 1998

SMPTE 305M – 2005

Issued and Available: 2005

ANSI/SMPTE 310M – 1998

Issued: September 29, 1998 Available: April, 1998

The following publications, referenced in this tariff, may be obtained from the Advanced Television Systems Committee (ATSC), 1750 K Street NW, Suite 1200, Washington, DC 20006 or on the internet at <http://www.atsc.org>.

ATSC Standard A/53, Digital Television Standard

Issued and Available: September 16, 1995

ATSC Document A/54, Guide to the Use of ATSC Digital Television Standard

Issued and Available: October 4, 1995

The Collocation Space Summary, which is referenced in this tariff, may be obtained from the Telephone Company's Internet website at http://www.bellatlantic.com/wholesale/html/res_site_summ.htm.

The following publications, referenced in this tariff, may be obtained from the International Telecommunications Union (ITU), Place des Nations, CH-1211, Geneva 20, Switzerland or on the internet at <http://www.itu.int/>.

ITU G707

Issued and Available: September 16, 1995

ITU G708

Issued and Available: September 16, 1995

ITU G709

Issued and Available: September 16, 1995

ITU-T G.959.1

Issued and Available: January, 2001

ITU-T G.692

Issued and Available: October, 1998

ACCESS SERVICE

REFERENCE TO OTHER PUBLICATIONS (Cont'd)

Technical Reference (Cont'd)

The following publication, referenced in this tariff, may be obtained from the Vice President, Regulatory.
521 East Morehead St., Suite 250, Charlotte, NC 28202

Technical Memorandum for Incidental InterLATA Call Management Signaling Service associated with the
Verizon FCC Short Term Notice of Network Change dated March 2007. Issued and Available: March 2007.

ACCESS SERVICE

REFERENCE TO OTHER PUBLICATIONS (Cont'd)

The following technical publications are referenced in this tariff and may be obtained from Telcordia, 8 Corporate Place, PYA3C-184, Piscataway, NJ 08854.

Technical Reference:

GR-253-CORE, Issue 3

Issued: September, 2000 Available: September, 2000

GR-499-CORE, Issue 2

Issued: December, 1998 Available: December, 1998

TR-NWT-001112, Issue No. 1

Issued: December, 1994 Available: December, 1994

GR-1110-CORE, Issue 1

Issued: September, 1994 Available: September, 1994

GR-1248-CORE, Issue 2

Issued: September, 1995 Available: September, 1995

SR-3330, Issue 1

Issued: November, 1994 Available: November, 1994

TR-INS-000342

Issued: February, 1991 Available: February, 1991

TR-TSV-061370, Issue 1

Issued: May 1993 Available: May 1993

The following technical publications are referenced in this tariff and may be obtained from Telcordia Routing Administration, 8 Corporate Place, PYA3N-141, Piscataway, NJ 08854-4156, 1(866)672-6997.

Technical Reference:

The Local Exchange Routing Guide (LERG), Issued: April 1, 2007, and as issued from time to time

ACCESS SERVICE

REFERENCE TO OTHER PUBLICATIONS (Cont'd)

Technical Reference: (Cont'd)

The following publication, referenced in this tariff, may be obtained from ATM Forum, 2570 West El Camino Real, Suite 304, Mountain View, CA 94040 or on the Internet at <http://www.atmforum.com>.

ATM Forum, ATM User Network Interface Specifications,
Version 3.0, af-uni-0010.001
Issued: September, 1993 Available: September, 1993

ATM Forum, ATM User Network Interface Specifications,
Version 3.1, Af-uni-0010.002
Issued: September 10, 1994 Available: September 10, 1994

ATM Forum, Interim Inter-switch Signaling Protocol,
af-pnni-0026.000
Issued: December, 1994 Available: December, 1994

The following publications are referenced in this tariff and may be obtained from the American National Standards Institute (ANSI), 11 West 42nd Street, New York, New York 10036, Telephone No. 212 642-4900 or on the internet at www.ansi.org.

IEEE802.3-2002	Issued/Available: March 8, 2002
IEEE802.1Q	Issued/Available: 1998

ANSI T1.105-1995, Synchronous Optical Network (SONET) Basic Description Including Multiplex Structures, Rates, and Formats	Available: 1995
--	-----------------

ANSI T1.105.02-2001, Synchronous Optical Network (SONET) Payload Mappings	Available: 2001
--	-----------------

ANSI T1.105.06-2002, SONET: Physical Layer Specifications	Available: 2002
---	-----------------

T1.606-1990	Issued/Available: 1990
T1.606, Addendum 1	Issued/Available: 1991
T1.606a	Issued/Available: 1992
T1.606b	Issued/Available: 1993
T1.617, Annex D	Issued/Available: 1992

ACCESS SERVICE

REFERENCE TO OTHER PUBLICATIONS (Cont'd)

Technical Reference: (Cont'd)

The following technical specifications may be obtained from the Internet Engineering Task Force on the internet at www.rfc-editor.org/rfc.html (Cont'd):

The following technical specifications may be obtained from the Internet Engineering Task Force on the internet at www.rfc-editor.org/rfc.html:

RFC 768, User Datagram Protocol	Available September 2, 1980
RFC 791, Internet Protocol	Available September 1981
RFC 792, Internet Control Message Protocol	Available September 1981
RFC 793, Transmission Control Protocol	Available September 1981
RFC 1195, Use of OSI Intermediate System to Intermediate System Intradomain Routing Protocol (IS-IS) for Routing in TCP/IP and Dual Environments	Available December 1990
RFC 1332, Point-to-Point Protocol (PPP) Internet Protocol Control Protocol (IPCP)	Available May 1992
RFC 1377, The PPP OSI Network Layer Control Protocol	Available November 1992
RFC 1519, Classless Inter-Domain Routing (CIDR): An Address Assignment and Aggregation Strategy	Available September 1993

ACCESS SERVICE

REFERENCE TO OTHER PUBLICATIONS (Cont'd)

Technical Reference: (Cont'd)

The following technical specifications may be obtained from the Internet Engineering Task Force on the internet at www.rfc-editor.org/rfc.html (Cont'd):

RFC 1661, The Point-to-Point Protocol (PPP)	Available July 1994
RFC 1662, PPP in HDLC-like Framing	Available July 1994
RFC 1771, A Border Gateway Protocol 4 (BGP-4)	Available March 1994
RFC 1990, The PPP Multilink Protocol (MP)	Available August 1996
RFC 2328, Open Shortest Path First Version 2	Available April 1998
RFC 2615, PPP over SONET/SDH	Available July 1994
RFC 2918, Route Refresh Capability for BGP-4	Available September 2000

ACCESS SERVICE

REFERENCE TO OTHER PUBLICATIONS (Cont'd)

Technical Reference: (Cont'd)

The following publications are referenced in this tariff and may be obtained from the International Organization for Standardization at 1 rue de Varembe, Case Postale 56, CH-1211 Geneva 20, Switzerland, or on the internet at www.iso.org:

ISO/IEC 10589, Information Technology,
Telecommunications and information exchange
Between systems, IS-IS intradomain routing
Information exchange protocol for use in
Conjunction with the protocol for providing
The connectionless-mode network service
(ISO 8473)

Available: 1994

ACCESS SERVICE

1. Application of Tariff

- 1.1 This tariff contains regulations, rates and charges applicable to the provision of Carrier Common Line Access, End User Access, Switched Access, Special Access in non-competitive areas, Lifeline Assistance, Universal Service Fund and other miscellaneous services, hereinafter referred to collectively as service(s), provided by Consolidated Communications of Northern New England, LLC in the states of Maine and New Hampshire and Consolidated Communications of Vermont Company, LLC in the state of Vermont hereinafter referred to collectively as the Telephone Company, to customers. (C)

The Special Access charges for End User Channel Terminations and optional features and functions that are located in this tariff have been deemed non-competitive per FCC 17-43. In some instances, Special Access Services will be referred to in general terms to assist in understanding the services that encompass an entire circuit. (N)

Special Access Service that remains subject to Section 203 of the Communications Act must be filed in this tariff. Special Access Service not subject to Section 203 is excluded from this tariff. Documents, agreements or contracts that provide services excluded from this tariff may be accessed at the Company's website or other company designated locations. Rates and regulations for Special Access Service deemed competitive and excluded from this tariff cannot supersede, negate or revise the rates and regulations contained within this tariff, and deemed lawful status does not convey to such non-tariffed services. (N)

- 1.2 The provision of such services by the Telephone Company as set forth in this tariff does not constitute a joint undertaking with the customer for the furnishing of any service.
- 1.3 The operating territory of the Consolidated Communications Companies encompasses the locations set forth in Section 15. for Maine, New Hampshire and Vermont.
- 1.4 Interstate Special Construction is set forth in Section 20.

ACCESS SERVICE

2. General Regulations2.1 Undertaking of the Telephone Company (Cont'd)2.1.1 Scope

- (A) The Telephone Company does not undertake to transmit messages under this tariff.
- (B) The Telephone Company shall be responsible only for the installation, operation and maintenance of the services it provides.
- (C) The Telephone Company will, for maintenance purposes, test its services only to the extent necessary to detect and/or clear troubles.
- (D) Services are provided 24 hours daily, seven days per week, except as set forth in other applicable sections of this tariff.
- (E) The Telephone Company does not warrant that its facilities and services meet standards other than those set forth in this tariff.

2.1.2 Limitations

- (A) The customer may not assign or transfer the use of services provided under this tariff; however, where there is no interruption of use or relocation of the services, such assignment or transfer may be made to:
 - (1) another customer, whether an individual, partnership, association or corporation, provided the assignee or transferee assumes all outstanding indebtedness for such services, and the unexpired portion of the minimum period and the termination liability applicable to such services, if any; or

ACCESS SERVICE

2. General Regulations (Cont'd)2.1 Undertaking of the Telephone Company (Cont'd)2.1.2 Limitations (Cont'd)

(A) (Cont'd)

- (2) a court appointed receiver, trustee or other person acting pursuant to law in bankruptcy, receivership, reorganization, insolvency, liquidation or other similar proceedings, provided the assignee or transferee assumes the unexpired portion of the minimum period and the termination liability applicable to such services, if any.

In all cases of assignment or transfer, the written acknowledgment of the Telephone Company is required prior to such assignment or transfer which acknowledgment shall be made within 15 days from the receipt of notification. All regulations and conditions contained in this tariff shall apply to such assignee or transferee.

The assignment or transfer of services does not relieve or discharge the assignor or transferor from remaining jointly or severally liable with the assignee or transferee for any obligations existing at the time of the assignment or transfer.

- (B) The installation, use and restoration of services shall be in accordance with Part 64, Subpart D, Appendix A, of the Federal Communications Commission's Rules and Regulations, which specifies the priority system for such activities.
- (C) Subject to compliance with the rules mentioned in (B) preceding, the services offered herein will be provided to customers on a first-come, first-served basis.

ACCESS SERVICE

2. General Regulations (Cont'd)2.1 Undertaking of the Telephone Company (Cont'd)2.1.3 Liability

- (A) The Telephone Company's liability, if any, for its willful misconduct is not limited by this tariff. With respect to any other claim or suit, by a customer or by any others, for damages associated with the installation, provision, preemption, termination, maintenance, repair or restoration of service, and subject to the provisions of (B) through (H) following, the Telephone Company's liability, if any, shall not exceed an amount equal to the proportionate charge for the service for the period during which the service was affected. This liability for damages shall be in addition to any amounts that may otherwise be due the customer under this tariff as a Credit Allowance for a Service Interruption.
- (B) (B) The Telephone Company shall not be liable for any act or omission of any other carrier or customer providing a portion of a service, nor shall the Telephone Company for its own act or omission hold liable any other carrier or customer providing a portion of a service.
- (C) The Telephone Company is not liable for damages to the customer premises resulting from the furnishing of a service, including the installation and removal of equipment and associate wiring, unless the damage is caused by the Telephone Company's negligence.
- (D) The Telephone Company shall be indemnified, defended and held harmless by the end user against any claims, loss or damage arising from the end user's use of services offered under this tariff involving:

ACCESS SERVICE

2. General Regulations (Cont'd)

2.1 Undertaking of the Telephone Company (Cont'd)

2.1.3 Liability (Cont'd)

(D) (Cont'd)

- (1) claims for libel, slander, invasion of privacy, or infringement of copyright arising from the end user's own communications;
- (2) claims for patent infringement arising from the end user's acts combining or using the service furnished by the Telephone Company in connection with facilities or equipment furnished by the end user or IC or;
- (3) all other claims arising out of any act or omission of the end user in the course of using services provided pursuant to this tariff.

(E) The Telephone Company shall be indemnified, defended and held harmless by the IC against any claim, loss or damage arising from the IC's use of services offered under this tariff, involving:

- (1) claims for libel, slander, invasion of privacy, or infringement of copyright arising from the IC's own communications;
- (2) claims for patent infringement arising from the IC's acts combining or using the service furnished by the Telephone Company in connection with facilities or equipment furnished by the end user or IC or;
- (3) all other claims arising out of any act or omission of the IC in the course of using services provided pursuant to this tariff.

ACCESS SERVICE

2. General Regulations (Cont'd)2.1 Undertaking of the Telephone Company (Cont'd)2.1.3 Liability (Cont'd)

- (F) The Telephone Company does not guarantee or make any warranty with respect to its services when used in an explosive atmosphere.

The Telephone Company shall be indemnified, defended and held harmless by the customer from any and all claims by any person relating to such customer's use of services so provided.

- (G) No license under patents (other than the limited license to use) is granted by the Telephone Company or shall be implied or arise by estoppel, with respect to any service offered under this tariff. The Telephone Company will defend the customer against claims of patent infringement arising solely from the use by the customer of services offered under this tariff and will indemnify such customer for any damages awarded based solely on such claims.
- (H) The Telephone Company's failure to provide or maintain services under this tariff shall be excused by labor difficulties, government orders, civil commotions, criminal actions taken against the Telephone Company, acts of God and other circumstances beyond the Telephone Company's reasonable control, subject to the Credit Allowance for Service Interruptions as set forth in Section 2.8.1.1 and When a Credit Allowance Does Not Apply as set forth in Section 2.8.4(B) following.

ACCESS SERVICE

2. General Regulations (Cont'd)2.1 Undertaking of the Telephone Company (Cont'd)2.1.4 Provision of Services

The services offered under the provisions of this tariff are subject to availability. The Telephone Company, to the extent that such services are or can be made available with reasonable effort, and after provision has been made for the Telephone Company's telephone exchange services, will provide to the customer upon reasonable notice services offered in other applicable sections of this tariff at rates and charges specified therein.

2.1.5 Installation and Termination of Services

The Access Services provided under this tariff included Telephone Company communications facilities up to the demarcation point as described in 2.6 following and will be installed by the Telephone Company to such demarcation point.

ACCESS SERVICE

2. General Regulations (Cont'd)

2.1 Undertaking of the Telephone Company (Cont'd)

2.1.5 Installation and Termination of Services (Cont'd)

If the demarcation point is moved subsequent to the original installation, the charges as set forth in 6.7.5 and 7.4.5 following for Switched and Non-Competitive Special Access Services, respectively, apply as appropriate. Any addition terminations at the customer's premises beyond such demarcation point are the sole responsibility of the customer.

(C)

ACCESS SERVICE

2. General Regulations (Cont'd)2.1 Undertaking of the Telephone Company (Cont'd)2.1.6 Maintenance of Services

The services provided under this tariff shall be maintained by the Telephone Company. The customer or others may not rearrange, move, disconnect, remove or attempt to repair any facilities provided by the Telephone Company, other than by connection or disconnection to any interface means used, except with the written consent of the Telephone Company.

2.1.7 Changes and Substitutions

Except as provided for equipment and systems subject to F.C.C. Part 68 Regulations at 47 C.F.R. Section 68.110(b), the Telephone Company may, where such action is reasonably required in the operation of its business, (A) substitute, change or rearrange any facilities used in providing service under this tariff, including but not limited to, (1) substitution of different metallic facilities, (2) substitution of carrier or derived facilities for metallic facilities used to provide other than metallic facilities and (3) substitution of metallic facilities for carrier or derived facilities used to provided other than metallic facilities, (B) change minimum protection criteria, (C)change operating or maintenance characteristics of facilities or (D)change operations or procedures of the Telephone Company. In case of any such substitution, change or rearrangement, the transmission parameters will be within the range as set forth in Sections 6. and 7. following. The Telephone Company shall not be responsible if any such substitution, change or rearrangement renders any customer furnished services obsolete or requires modification or alteration thereof or otherwise affects their use or performance. If such substitution, change or rearrangement materially affects the operating characteristics of the facility, the Telephone Company will provide reasonable notification to the customer in writing. Reasonable time will be allowed for any redesign and implementation required by the change in operating characteristics. The Telephone Company will work cooperatively with the customer to determine reasonable notification requirements.

ACCESS SERVICE

2. General Regulations (Cont'd)2.1 Undertaking of the Telephone Company (Cont'd)2.1.8 Refusal and Discontinuance of Service

- (A) Unless the provisions of 2.2.1(B) or 2.5.1 following apply, if a customer fails to comply with 2.1.6 preceding or 2.2.2, 2.3.1, 2.3.4, 2.3.5, 2.4 or 6.1.1(E) following, including any payments to be made by it on the dates and times herein specified, the Telephone Company may, on thirty (30) calendar days written notice by Certified U.S. Mail or Overnight Delivery to the person designated by that customer to receive such notices of noncompliance, refuse additional applications for service, including the provision of physical or virtual Expanded Interconnection arrangements, and/or refuse to complete any pending orders for service, including the provision of physical or virtual Expanded Interconnection arrangements, by the noncomplying customer at any time thereafter.
- (B) Unless the provisions of 2.2.1(B) or 2.5.1 following apply, if a customer fails to comply with 2.1.6 preceding or 2.2.2, 2.3.1, 2.3.4, 2.3.5, 2.4 or 6.1.1(E) following, including any payments to be made by it on the dates and times herein specified, the Telephone Company may, on thirty (30) calendar days written notice by Certified U.S. Mail or Overnight Delivery to the person designated by that customer to receive such notices of noncompliance, discontinue the provision of the services, including the provision of physical or virtual Expanded Interconnection arrangements, to the non-complying customer at any time thereafter. In the case of such discontinuance, all applicable charges, including termination charges, shall become due.
- (C) In addition to and not in limitation of the provisions of 2.1.8(A) and 2.1.8(B) preceding, unless the provisions of 2.2.1(B) or 2.5 following apply, if a customer fails to comply with 2.4.1(B)(3) or with 2.4.1(A) following, including any payments to be made by it on the dates and times herein specified, the Telephone Company may take the actions specified in 2.1.8(A) and 2.1.8(B) preceding with regard to services provided hereunder to that customer on fifteen (15) calendar days written notice, such notice period to start the day after the notice is sent by Overnight Delivery, if the customer has not complied with respect to amounts due in a subject bill and either:
 - (1) The Telephone Company has sent the subject bill to the customer within seven (7) business days of the bill date; or
 - (2) The Telephone Company has sent the subject bill to the customer more than thirty (30) calendar days before notice under this section is given.

In all other cases, the Telephone Company will give thirty (30) calendar days written notice pursuant to 2.1.8(A) or 2.1.8(B) preceding. The Telephone Company will maintain records sufficient to validate the date upon which a bill was sent to a customer. Action will not be taken as specified in 2.1.8(A) or 2.1.8(B) with regard to the subject bill if the customer cures the noncompliance prior to the expiration of the fifteen (15) or thirty (30) day notice period, as applicable.

ACCESS SERVICE

2. General Regulations (Cont'd)2.1 Undertaking of the Telephone Company (Cont'd)2.1.8 Refusal and Discontinuance of Service (Cont'd)

- (D) If the Telephone Company provided notice pursuant to 2.1.8(A), (B), or (C) above, does not refuse additional applications for service, or discontinue the provision of the services on the date specified, and the customer's noncompliance continues, nothing contained herein shall preclude the Telephone Company's right to refuse additional applications for service or to discontinue the provision of the services, including the provision of physical or virtual Expanded Interconnection arrangements, to the noncomplying customer without further notice.
- (E) If notice is given by Overnight Delivery under this section, it shall be performed by a reputable overnight delivery service such as, or comparable to, the U.S. Postal Service Express Mail, United Parcel Service, or Federal Express.
- (F) The provisions of 2.1.8(A), (B), and (C) above shall not apply to charges that a customer does not pay based on submission of a good faith dispute pursuant to 2.4.1(B)(3)(c) following.

2.1.9 Limitation of Use of Metallic Facilities

Signals applied to a metallic facility shall conform to the limitations set forth in Technical Reference Publication AS No. 1. In the case of application of dc telegraph signaling systems, the customer shall be responsible, at its expense, for the provision of current limiting devices to protect the Telephone Company facilities from excessive current due to abnormal conditions and for the provision of noise mitigation networks when required to reduce excessive noise.

ACCESS SERVICE

2. General Regulations (Cont'd)2.1 Undertaking of the Telephone Company (Cont'd)2.1.10 Notification of Service-Affecting Activities

The Telephone Company will provide the customer reasonable notification of service-affecting activities that may occur in normal operation of its business. Such activities may include, but are not limited to, equipment or facilities additions, removals or rearrangements, routine preventative maintenance and major switching machine change-out. Generally, such activities are not individual customer service specific; they affect many customer services. No specific advance notification period is applicable to all service activities. The Telephone Company will work cooperatively with the customer to determine the reasonable notification requirements. With some emergency or unplanned service-affecting conditions, such as an outage resulting from cable damage, notification to the customer may not be possible.

2.1.11 Coordination with Respect to Network Contingencies

The Telephone Company intends to work cooperatively with the customer to develop network contingency plans in order to maintain maximum network capability following natural or man-made disasters which affect telecommunications services, subject to the Restoration Priority requirements of Part 64 of the Commission's Rules.

ACCESS SERVICE

2. General Regulations (Cont'd)2.1 Undertaking of the Telephone Company (Cont'd)2.1.12 Provision and Ownership of Telephone Numbers

The Telephone Company reserves the right to assign, designate or change telephone numbers, any other call number designations associated with Access Services, or the Telephone Company serving central office prefixes associated with such numbers, when necessary in the conduct of its business. In the case of a change in such number(s), the Telephone Company will furnish to the customer six (6) months' notice, by Certified U.S. Mail, of the effective date and an explanation of the reason(s) for such change(s). In the case of emergency conditions, however, e.g., a fire in a wire center, it may be necessary to change a telephone number without six months' notice in order to provide service to the customer.

ACCESS SERVICE

2. General Regulations (Cont'd)2.2 Use2.2.1 Interference or Impairment

- (A) The characteristics and methods of operation of any circuits, facilities or equipment provided by other than the Telephone Company and associated with the facilities utilized to provide services under this tariff shall not interfere with or impair service over any facilities of the Telephone Company, its affiliated companies, or its connecting and concurring carriers involved in its services, cause damage to their plant, impair the privacy of any communications carried over their facilities or create hazards to the employees of any of them or the public.
- (B) Except as provided for equipment or systems subject to the F.C.C. Part 68 Rules in 47 C.F.R. Section 68.108, if such characteristics or methods of operation are not in accordance with (A) preceding, the Telephone Company will, where practicable, notify the customer that temporary discontinuance of the use of a service may be required; however, where prior notice is not practicable, nothing contained herein shall be deemed to preclude the Telephone Company's right to temporarily discontinue forthwith the use of a service if such action is reasonable under the circumstances. In case of such temporary discontinuance, the customer will be promptly notified and afforded the opportunity to correct the condition which gave rise to the temporary discontinuance. During such period of temporary discontinuance, credit allowances as set forth in Section 2.8 following are not applicable.

2.2.2 Unlawful Use

The service provided under this tariff shall not be used for an unlawful purpose.

2.2.3 Commingling

Except as provided in Section 51.318 of the Federal Communications Commission's rules, telecommunications carriers who obtain unbundled network elements or combinations of unbundled network elements pursuant to a Statement of Generally Available Terms, under Section 252 of the Act, or pursuant to an interconnection agreement with the Telephone Company, may connect, combine, or otherwise attach such unbundled network elements or combinations of unbundled network elements to access services purchased under this tariff except to the extent such agreement (1) expressly prohibits such commingling; or (2) does not address commingling and the requesting carrier has not negotiated an interconnection agreement (or amendment) expressly permitting such commingling. The rates, terms, and conditions of this tariff will apply to the access services that are commingled. Unbundled network elements or combinations of unbundled network elements that are commingled with access services do not constitute a shared use arrangement as set forth in this tariff, and are therefore not eligible for adjustment of charges under such provisions.

ACCESS SERVICE

2. General Regulations (Cont'd)2.3 Obligations of the Customer2.3.1 Damages

The customer shall reimburse the Telephone Company for damages to Telephone Company facilities utilized to provide services under this tariff caused by the negligence or willful act of the customer, or resulting from the customer's improper use of the Telephone Company facilities, or due to malfunction of any facilities or equipment provided by other than the Telephone Company. Nothing in the foregoing provision shall be interpreted to hold one customer liable for another customer's actions. The Telephone Company will, upon reimbursement for damages, cooperate with the customer in prosecuting a claim against the person causing such damage and the customer shall be subrogated to the right of recovery by the Telephone Company for the damages to the extent of such payment.

2.3.2 Ownership of Facilities

Facilities utilized by the Telephone Company to provide service under the provisions of this tariff shall remain the property of the Telephone Company. Such facilities shall be returned to the Telephone Company by the customer, whenever requested, within a reasonable period following the request in as good condition as reasonable wear will permit.

2.3.3 Equipment Space and Power

The customer shall furnish or arrange to have furnished to the Telephone Company, at no charge, equipment space and electrical power required by the Telephone Company to provide services under this tariff at the points of termination of such services. The selection of ac or dc power shall be mutually agreed to by the customer and the Telephone Company. The customer shall also make necessary arrangements in order that the Telephone Company will have access to such spaces at reasonable times for installing, testing, repairing or removing Telephone Company services.

ACCESS SERVICE

2. General Regulations (Cont'd)2.3 Obligations of the Customer (Cont'd)2.3.4 Availability for Testing

The services provided under this tariff shall be available to the Telephone Company at times mutually agreed upon in order to permit the Telephone Company to make tests and adjustments appropriate for maintaining the services in satisfactory operating condition. Such tests and adjustments shall be completed within a reasonable time. No credit will be allowed for any interruptions involved during such test and adjustments.

2.3.5 Balance

All signals for transmission over the services provided under this tariff shall be delivered by the customer balanced to ground except for ground start, duplex (DX) and McCulloh-Loop (Alarm System) type signaling and dc telegraph transmission at speeds of 75 baud or less.

2.3.6 Design of Customer Services

Subject to the provisions of 2.1.7 preceding, the customer shall be solely responsible, at its own expense for the overall design of its services and for any redesigning or rearrangement of its services which may be required because of changes in facilities, operations or procedures of the Telephone Company, minimum protection criteria or operating or maintenance characteristics of the facilities.

2.3.7 References to the Telephone Company

The customer may advise End Users that certain services are provided by the Telephone Company in connection with the service the customer furnishes to End Users; however, the customer shall not represent that the Telephone Company jointly participates in the customer's services.

ACCESS SERVICE

2. General Regulations (Cont'd)2.3 Obligations of the Customer (Cont'd)2.3.8 Claims and Demands for Damages

- (A) With respect to claims of patent infringement made by third persons, the customer shall defend, indemnify, protect and save harmless the Telephone Company from and against all claims arising out of the combining with, or use in connection with, the services provided under this tariff, any circuit, apparatus, system or method provided by the customer.
- (B) The customer shall defend, indemnify and save harmless the Telephone Company from and against suits, claims, losses or damages including punitive damages, attorneys' fees and court costs by third persons arising out of the construction, installation, operation, maintenance, or removal of the customer's circuits, facilities, or equipment connected to the Telephone Company's services provided under this tariff, including, without limitation, Workmen's Compensation claims, actions for infringement of copyright and/or unauthorized use of program material, libel and slander actions based on the content of communications transmitted over the customer's circuits, facilities or equipment, and proceedings to recover taxes, fines, or penalties for failure of the customer to obtain or maintain in effect any necessary certificates, permits, licenses, or other authority to acquire or operate the services provided under this tariff; provided, however, the foregoing indemnification shall not apply to suits, claims, and demands to recover damages for damage to property, death, or personal injury unless such suits, claims or demands are based on the tortious conduct of the customer, its officers, agents or employees.
- (C) The customer shall defend, indemnify and save harmless the Telephone Company from and against any suits, claims, losses or damages, including punitive damages, attorneys' fees and court costs by the customer or third parties arising out of any act or omission of the customer in the course of using services provided under this tariff.

ACCESS SERVICE

2. General Regulations (Cont'd)2.3 Obligations of the Customer (Cont'd)2.3.9 Coordination with Respect to Network Contingencies

The customer, shall, in cooperation with the Telephone Company, coordinate in planning the actions to be taken to maintain maximum network capability following natural or man-made disasters which affect telecommunications services.

2.3.10 Jurisdictional Report Requirements(A) Jurisdictional Reports

For purposes of determining the jurisdiction of Switched Access Services, the regulations set forth in (A) through (D) apply.

(1) Percent Interstate Usage (PIU)

- (a) When the Telephone Company receives sufficient call detail to permit it to determine the jurisdiction of some or all originating and terminating access minutes of use, the Telephone Company will use that call detail to render bills for those minutes of use and will not use customer reported Percent Interstate Usage (PIU) factors to determine the jurisdiction of those minutes of use.

The Telephone Company will apply the PIU factor provided by the customer as set forth in (A)(1)(b) only to minutes of use for which the Telephone Company does not have sufficient call detail to determine jurisdiction. The customer-provided PIU factor will be used until the customer provides an updated PIU factor as set forth in (C)(1) following. No prorating or back billing will be done based on the updated report.

ACCESS SERVICE

2. General Regulations (Cont'd)2.3 Obligations of the Customer (Cont'd)2.3.10 Jurisdictional Report Requirements (Cont'd)(A) Jurisdictional Reports (Cont'd)(1) Percent Interstate Usage (PIU) (Cont'd)

- (b) When the customer initially orders Switched Access Service(s) the customer will state in its order (Access Service Request) a PIU factor. This factor will be used by the Telephone Company as the customer-provided PIU factor until the customer provides an updated PIU factor as required in (C)(1) following. The customer has the option to provide the Telephone Company with both an originating and a terminating PIU factor based upon either the Billing Account Number or the state from which the customer may originate and/or terminate traffic. Separate PIU factors will be applied for each service listed below.

- Feature Group A or CSL BSA (Notes 1,2)
- Feature Group B or CST BSA Option 1 or 4 (Notes 1,2)
- Feature Group C or CST BSA Option 2 (Note 1,2)
- Feature Group D or CST BSA Option 3 (Note 1,2)

(D)

- 700 Access Services (Note 1, 2)
- Toll Free Services (Notes 1,2, 3)
- 900 Access Services (Note 1, 2)

(C)

(D)

- LIDB Access Service (Note 1)
- Common Channel Signaling Access (CCSA)(Note 1)
- Billing Name and Address Service (Note 1)

Note 1: The PIU factors will apply to all associated elements and services, e.g., Carrier Common Line, Local Switching, Tandem Switched Transport, Host/Remote Switched Transport, Access Tandem Switching, Shared End Office Trunk Port service and Transport Multiplexing, where applicable.

Note 2: The PIU factor for Switched Access services must be provided by the customer of record for Tandem Switching when used in conjunction with Switched Expanded Interconnection as described in Section 28.

(D)

Note 3: "Toll Free" service includes any access service that utilizes the following NPAs: 800, 888, 877, 866, 855, 844, 833, and 822 as they become available to the industry.

(C)

ACCESS SERVICE

2. General Regulations (Cont'd)2.3 Obligations of the Customer (Cont'd)2.3.10 Jurisdictional Report Requirements (Cont'd)(A) Jurisdictional Reports (Cont'd)(1) Percent Interstate Usage (PIU) (Cont'd)

(b) (Cont'd)

When the customer provides PIU factors, the Company will subtract the developed PIU factor from 100 and the difference is the percent intrastate usage. The sum of the interstate and intrastate percentages will equal 100 percent. The customer may only provide a PIU factor that is a whole number (a number from 0 to 100).

In order to provide credit for the Local Switching and/or CCL charges for interstate traffic which originates or terminates at RTU Services, the following applies. Where the Telephone Company specific usage data is not available to identify the interstate traffic which originates or terminates at RTU Services, the customer will provide recorded minutes of use (MOU) originating or terminating to RTU services to the Telephone Company each month. This information shall be delivered to the Telephone Company, at a location specified by the Telephone Company in a timely manner. If the required information is not received by the Telephone Company, the previously reported information, as described preceding, will be used for the next two months or until the customer furnishes such information to the Telephone Company, whichever occurs first. For any subsequent month, no allocation or credit will be made until the required documentation is delivered to the Telephone Company by the customer.

In the event that actual recorded RTU interstate MOU are unavailable, the customer shall provide a projected RTU percentage of interstate use (i.e., percentage of traffic not subject to Local Switching and/or CCL charges) in a whole number (a number 0 through 100). The Telephone Company will subtract the projected RTU interstate percentage for originating and terminating access minutes from 100 to determine the percentage of traffic subject to CCL and Local Switching charges (100 - projected RTU interstate percentage = non-RTU interstate percentage subject to CCL and Local Switching).

ACCESS SERVICE

2. General Regulations (Cont'd)2.3 Obligations of the Customer (Cont'd)2.3.10 Jurisdictional Report Requirements (Cont'd)(A) Jurisdictional Reports (Cont'd)(1) Percent Interstate Usage (PIU) (Cont'd)

- (c) For purposes of developing the projected interstate percentage for Feature Group C (or CST BSA – Option 2) and Feature Group D (or CST BSA – Option 3), the customer shall consider every call that originates from a calling party in one state and terminates to a called party in a different state to be interstate communications. The customer shall consider every call that terminates to a called party within the same state as the state where the calling party is located to be intrastate communications. The manner in which a call is routed through the telecommunications network does not affect the jurisdiction of a call, i.e., a call between two points within the same state is an intrastate call even if it is routed through another state.

For Feature Group A (or CSL BSA) and Feature B (or CST BSA – Option 1), pursuant to Federal Communications Commission Order FCC 85-145 adopted April 16, 1985, interstate usage is to be developed as though every call that enters a customer network at a point within the same state as that in which the called station is situated is an intrastate communication and every call that enters a customer's network at a point in a state other than that where the called station is situated is an interstate communication.

ACCESS SERVICE

2. General Regulations (Cont'd)2.3 Obligations of the Customer (Cont'd)2.3.10 Jurisdictional Report Requirements (Cont'd)(A) Jurisdictional Reports (Cont'd)(2) Switched Access Service Entrance Facilities, Direct Trunked Transport Facilities and Dedicated End Office and Access Tandem Trunk Ports

The Telephone Company will develop a PIU factor to apply to Switched Access Service Entrance Facilities, Direct Trunked Transport Facilities, and Dedicated End Office and Access Tandem Trunk Ports when sufficient call detail exists.

The Telephone Company will apply the PIU factor provided by the customer as set forth in 2.3.10(A)(1)(c) only when the Telephone Company does not have sufficient data to develop a PIU factor. A customer may provide PIU factors and jurisdictional reports, at Billing Account Number or state level, for Switched Access Entrance Facilities, Direct-Trunked Transport facilities, and Dedicated End Office and Access Tandem Trunk Ports ordered pursuant to this tariff, reflecting all Switched Access services using these facilities as set forth in (a) and (b) following.

(a) Entrance Facilities, Direct Trunked Transport Facilities

- (1) The customer may provide a separate PIU factor for the Entrance Facilities and the Direct Trunked Transport portion of the facility account. These PIU factors should account for the originating and terminating traffic of all services using these facilities.
- (2) [Reserved for Future Use]
- (3) If a customer is providing or sharing a facility with other carriers, the PIU for the Entrance Facilities and the Direct Trunked Transport may be developed using multiple PIU factors. In this situation, the calculation to determine the facility PIU factor must be provided with the quarterly jurisdictional report.

ACCESS SERVICE

2. General Regulations (Cont'd)2.3 Obligations of the Customer (Cont'd)2.3.10 Jurisdictional Report Requirements (Cont'd)(A) Jurisdictional Reports (Cont'd)(2) Switched Access Service Entrance Facilities, Direct Trunked Transport Facilities and Dedicated End Office and Access Tandem Trunk Ports (Cont'd)

(b) Dedicated End Office and Access Tandem Trunk Ports

In addition to the report requirements set forth in (A)(1) and (A)(2)(a) preceding and (C)(1) following, the customer may provide a PIU factor in a whole number for Dedicated End Office or Access Tandem Trunk Ports, using a single PIU factor per state or Billing Account Number. For the initial establishment of Switched Access Service, the Telephone Company will utilize the customer-provided PIU factor reported on the customer's Access Service Request as the PIU factor for Dedicated End Office and Access Tandem Trunk Ports. These PIU factors will be used in determining the monthly rates to be applied for the Dedicated Trunk Ports as set forth in 2.3.11(A) following.

(B) Maintenance of Customer Records

The customer shall retain for a minimum of six months call detail records that substantiate the interstate percent provided to the Telephone Company as set forth in (A) preceding for Switched Access Service. Such records shall consist of (1) and (2) following, if applicable:

- (1) All call detail records such as work papers and/or backup documentation including paper, magnetic tapes or any other form of records for billed customer traffic, call information including call terminating address (i.e., called number), the call duration, all originating and terminating trunk groups or access lines over which the call is routed, and the point at which the call enters the customer's network and;
- (2) If the customer has a mechanized system in place that calculated the PIU factor, then a description of that system and the methodology used to calculate the PIU factor must be furnished and any other pertinent information (such as but not limited to flowcharts, source code, etc.) relating to such system must also be made available.

ACCESS SERVICE

2. General Regulations (Cont'd)2.3 Obligations of the Customer (Cont'd)2.3.10 Jurisdictional Report Requirements (Cont'd)(C) Report Updates

Customer provided PIU factors that are updated as set forth following will be applied only in the event that the Telephone Company does not have sufficient call detail to permit it to determine jurisdiction.

- (1) Effective on the first of January, April, July and October of each year, the customer may update the jurisdictional reports that require a projected interstate or RTU interstate percentage. The customer shall forward to the Telephone Company, to be received no later than 20 calendar days after the first of each such month, a revised report showing the interstate percentage of use for the past three months ending the last day of December, March, June and September, respectively, for each service arranged for interstate and intrastate use. Except where the Telephone Company has sufficient call detail to permit it to determine jurisdiction, or for BNA Service, where jurisdiction can be determined from the recorded message detail, the revised report will be utilized as the basis for the next three months billing, effective on the bill date in the following month (i.e., February, May, August and November) for that service. No prorating or back billing will be done based on the report. If the customer does not supply the report, the Telephone Company will assume the customer-provided percentages to be the same as those provided in the last quarterly report. For those cases in which a quarterly report has never been received from the customer, the Telephone Company will assume the customer-provided percentages to be the same as those provided in (A)(1)(b) preceding.

ACCESS SERVICE

2. General Regulations (Cont'd)2.3 Obligations of the Customer (Cont'd)2.3.10 Jurisdictional Report Requirements (Cont'd)(C) Report Updates (Cont'd)

- (2) The customer reported projected interstate percentage of use as set forth in (A)(1)(a) preceding will be used for the apportionment of rates or nonrecurring charges associated with Feature Group C, Feature Group D, or CST BSA – Option 2 or 3 Switched Access Service until the end of the quarter during which the service was activated. Thereafter, a projected interstate percentage for such apportionment will be developed quarterly by the Telephone Company based on the data used to develop the projected interstate percentage of use as set forth in (A)(1)(a) preceding. Where call detail is insufficient to make such a determination, the customer reported projected interstate percentage of use as set forth in (1) preceding will be used by the Telephone Company for apportionment.

(D) Mixed Use Special Access Services

A Mixed Use Special Access Service is a Special Access Service (line) which carries both intrastate and interstate traffic.

- (1) When the customer orders a Mixed Use Special Access Service (line) which is entirely or partially physically intrastate, the customer must certify to the Telephone Company whether the physically intrastate portion of the service (line) is considered to be jurisdictionally intrastate or jurisdictionally interstate as follows:
- (a) If the customer estimates that the interstate Special Access traffic on the service (line) involved constitutes ten percent or less of the total traffic on the service (line), the service (line) is considered to be jurisdictionally intrastate and will be provided in accordance with the applicable rates and regulations of the appropriate intrastate tariff.

ACCESS SERVICE

2. General Regulations (Cont'd)2.3 Obligations of the Customer (Cont'd)2.3.10 Jurisdictional Report Requirements (Cont'd)(D) Mixed Use Special Access Services (Cont'd)

(1) (Cont'd)

- (b) If the customer estimates that the interstate Special Access traffic on the service (line) involved constitutes more than ten percent of the total traffic on the service (line), the service (line) is considered to be jurisdictionally interstate and will be provided in accordance with the applicable rates and regulations in this tariff.
- (2) The customer may, at any time, update the jurisdictional report. The customer shall forward to the Telephone Company a revised report showing any change in jurisdiction. The revised report will serve as the basis for future billing and will be effective on the next business day following the receipt of the revised report. No back billing will be done based on the report.
- (3) Existing customers of Special Access Services (lines) as of the implementation date of the Decision and Order in CC Docket Nos. 78-72 and 80-286, adopted June 29, 1989 and released July 20, 1989, i.e., May 15, 1990, are required to certify the jurisdiction of their services (lines).

(E) Mixed Use of an Expanded Interconnection Multiplexing Node or Virtual Collocation Arrangement

Mixed Use of an Expanded Interconnection multiplexing node or virtual collocation arrangement occurs when a customer interconnects to both intrastate and interstate services provided by the Telephone Company, in accordance with the regulations specified in this tariff and in the Telephone Company's intrastate tariffs, to their multiplexing node or virtual collocation arrangement.

- (1) When the customer orders Expanded Interconnection, the projected interstate percentage of use must be provided in a whole number to the Telephone Company. The Telephone Company will designate as the projected intrastate percentage of use the number obtained by subtracting the projected interstate percentage of use from 100 (100 - projected interstate percentage = intrastate percentage).

(C)

ACCESS SERVICE

2. General Regulations (Cont'd)2.3 Obligations of the Customer (Cont'd)2.3.10 Jurisdictional Report Requirements (Cont'd)(E) Mixed Use of an Expanded Interconnection Multiplexing Node or Virtual Collocation Arrangement
(Cont'd)

(2) For purposes of developing the projected interstate percentage of use for the multiplexing node or virtual collocation arrangement, the customer shall determine:

- (a) the number of intrastate services and interstate services that will be ordered or will be in operation on the date the customer takes occupancy of the multiplexing node or virtual collocation arrangement. For Special Access Services, the customer must determine the jurisdiction of the channel as described in 2.3.10 (D) preceding. For Switched Access Services, the customer must determine the jurisdiction of the service as described in 2.3.10(A) and (B) preceding.

If no services will be in operation or ordered at the time the customer takes occupancy of the multiplexing node or virtual collocation arrangement, the customer must estimate the number of intrastate services and interstate services expected to be operational within the first three months of occupancy.

- (b) the voice grade equivalent of such services (e.g., the voice grade equivalent of 100% capacity of a 1.544 Mbps service or Switched Access DS1 Entrance Facility equals 24. The voice grade equivalent at 100% capacity of a 44.736 Mbps service or Switched Access DS3 Entrance Facility is 672).

Since Switched Access Service jurisdiction is reported using the Percentage of Interstate Use (PIU) method, a Switched Access DS1 Entrance Facility could have a PIU of 75. To determine the number of Voice Grade equivalents for the Switched Access DS1 Entrance Facility, multiply the total capacity of the DS1 Entrance Facility by the reported Switched Access Service PIU, then subtract the result from the total DS1 Entrance Facility capacity to obtain the number of intrastate services.

ACCESS SERVICE

2. General Regulations (Cont'd)2.3 Obligations of the Customer (Cont'd)2.3.10 Jurisdictional Report Requirements (Cont'd)(E) Mixed Use of an Expanded Interconnection Multiplexing Node or Virtual Collocation Arrangement
(Cont'd)

(2) (Cont'd)

(b) (Cont'd)

Example: Customer orders one (1) DS1 Entrance Facility Reports Switched Access Service PIU as 75%

Multiply:	24	Total Capacity at 100% for DS1	Entrance Facility
By	<u>.75</u>	Switched Access Service PIU	
Result	17.80	Total Interstate VGEs at 100%	capacity
Round Up	18	Total Interstate VGEs at 100%	Capacity

Subtract	18	Total Interstate VGEs at 100%	capacity
From	<u>24</u>	Total Capacity at 100% for DS1	Entrance Facility
Diff	6	Total Intrastate VGEs	

(c) divide the total number of interstate voice grade equivalents by the total of intrastate and interstate voice grade equivalents connected to the multiplexing node or virtual collocation arrangement. The result is the percentage of interstate use for the multiplexing node or virtual collocation arrangement.

Example: Operational Interstate service =
 3 DS3s, VGE = $672 \times 3 = 2016$
 4 DS1s, VGE = $24 \times 4 = 96$
 1 DS1 Ent Fac. = 18

Operational Intrastate service =
 2 DS3s, VGE = $672 \times 2 = 1344$
 2 DS1s, VGE = $24 \times 2 = 48$
 1 DS1 Ent Fac. = 6

Total Interstate and Intrastate VGEs=
 $2016 + 96 + 18 + 1344 + 48 + 6 = 3528$
 Total Interstate VGE =
 $2016 + 96 + 18 = 2130$
 Divide 2130 (Total Interstate VGE)
 By 3528 (Total Inter & Intrastate VGE)
 Result 60% or Percent Interstate Use of Multiplexing Node or virtual collocation arrangement

ACCESS SERVICE

2. General Regulations (Cont'd)2.3 Obligations of the Customer (Cont'd)2.3.10 Jurisdictional Report Requirements (Cont'd)(E) Mixed Use of an Expanded Interconnection Multiplexing Node or Virtual Collocation Arrangement
(Cont'd)

- (3) When the customer estimates the number of services that will be operational in the multiplexing node or virtual collocation arrangement for the first 3 months of occupancy, the customer must submit to the Telephone Company the actual percentage of interstate use, based on operational services in use in the multiplexing node or virtual collocation arrangement by the first business day of the fourth month of occupancy.
- (4) These whole number percentages will be used by the Telephone Company to apportion the monthly rates or, for the initial establishment and on an ongoing basis, nonrecurring charges for the multiplexing node or virtual collocation arrangement between interstate and intrastate until a revised report is received as set forth in (5) following.
- (5) Effective on the first of January, April, July and October of each year, the customer may update the jurisdictional reports for Expanded Interconnection. The customer shall forward to the Telephone Company, to be received no later than 20 calendar day after the first of each such month, a revised report showing the interstate percentage of use for the following three months. The revised report will serve as the basis for future billing and will be effective on the next business day following the receipt of the revised report. No back billing will be done based on the report. If the customer does not supply the report, the Telephone Company will assume the percentage to be the same as that provided in the last quarterly report.

ACCESS SERVICE

2. General Regulations (Cont'd)2.3 Obligations of the Customer (Cont'd)2.3.10 Jurisdictional Report Requirements (Cont'd)(F) Jurisdictional Report Verification(1) Switched Access Service

The customer shall keep sufficient detail from which the percentage of interstate use and/or the percentage of RTU interstate use can be ascertained and upon request of the Telephone Company make the records available for inspection. Such a request will be initiated by the Telephone Company no more than once per year. The customer shall supply the data within 30 calendar days of the Telephone Company request.

(2) Mixed Use Special Access Service and Mixed Use of an Expanded Interconnection Multiplexing Node or Virtual Collation Arrangement

In the event a dispute occurs concerning the appropriate jurisdiction, the customer shall furnish the Telephone Company the records used to make the determination of the jurisdiction. The customer shall supply the data within 30 calendar days of the Telephone Company request.

2.3.11 Determination of Interstate Charges for Mixed Interstate and Intrastate Usage Rated Services or Mixed Use of an Expanded Interconnection Multiplexing Node or Virtual Collocation Arrangement

When mixed interstate and intrastate usage rated services or Expanded Interconnection are provided, all charges (i.e., nonrecurring, usage and/or monthly) including optional features and BSE charges, will be prorated between interstate and intrastate. The percentages as set forth in 2.3.10(A)(1) and (A)(2) for Switched Access Service, or 2.3.10(E) preceding for Expanded Interconnection will serve as the basis for prorating the charges. The percentage of service to be charged as interstate is applied in the following manner:

- (A) For monthly and nonrecurring chargeable rate elements, multiply the interstate percent times the quantity of chargeable elements times the stated tariff rate per element.
- (B) For usage sensitive (i.e., access minutes and calls) chargeable rate elements, multiply the percent interstate use times actual use (i.e., measured or Telephone Company assumed average use) times the stated tariff rate.

The interstate percentage will change as revised usage reports are submitted or a revised percentage is calculated as set forth in 2.3.10(C) preceding.

ACCESS SERVICE

2. General Regulations (Cont'd)2.4 Payment Arrangements2.4.1 Payment of Rates, Charges and Deposits

- (A) The Telephone Company will, in order to safeguard its interests, require only a customer which has a proven history of late payments to the Telephone Company or does not have established credit to make a deposit, prior to or at any time after the provision of a service to the customer to be held by the Telephone Company as a guarantee of the payment of rates and charges. The Telephone Company will notify the customer of a deposit requirement by Overnight Delivery. The customer will be required to make payment of such deposit prior to the provision of service in those cases where the customer has not established credit with the Telephone Company, or otherwise within fifteen (15) business days of such notice. Such notice will start the day after that notice is sent by Overnight Delivery.

No such deposit will be required of a customer which is a successor of a company which has established credit and has no history of late payments to the Telephone Company. Such deposit may not exceed the actual or estimated rates and charges for the service for a two month period. The fact that a deposit has been made in no way relieves the customer from complying with the Telephone Company's regulations as to the prompt payment of bills. At such time as the provision of the service to the customer is terminated, the amount of the deposit will be credited to the customer's account and any credit balance which may remain will be refunded.

Such a deposit will be refunded or credited to the customer's account when the customer has established credit or, in any event, after the customer has established a one year prompt payment record at any time prior to the termination of the provision of the service to the customer. In the case of a cash deposit, for the period the deposit is held by the Telephone Company, the customer will receive interest at the same percentage rate as that set forth in (B) (3)(b)(i) or in (B) (3)(b)(ii), whichever is lower. The interest rate will be applied for the number of days from the date the customer deposit is received by the Telephone Company to and including the date such deposit is credited to the customer's account or the date the deposit is refunded by the Telephone Company. Should a deposit be credited to the customer's account, as indicated above, no interest will accrue on the deposit from the date such deposit is credited to the customer's account.

ACCESS SERVICE

2. General Regulations (Cont'd)2.4 Payment Arrangements (Cont'd)2.4.1 Payment of Rates, Charges and Deposits (Cont'd)

- (B) The Telephone Company shall bill on a current basis all charges incurred by and credits due to the customer under this tariff attributable to services established, discontinued, or performed during the preceding billing period.

In addition, the Telephone Company shall bill in advance charges for all services to be provided during the ensuing billing period except for charges associated with service usage, charges for the Federal Government and, in the Telephone Company and Telegraph Company operating territory, End User charges billed to an end user, which will be billed in arrears.

Except for Expanded Interconnection, at the option of the customer, all nonrecurring charges associated with a Standard or Negotiated Interval Access Order, may be billed over a three month period in monthly installments subject to the following:

- All nonrecurring charges associated with given Access Order must be billed in monthly installments.
- 50% of the total nonrecurring charges will be billed in the first monthly billing period after the charges are incurred, and 25% of the total nonrecurring charges plus a Service Charge will be billed in each of the following two monthly billing periods.

ACCESS SERVICE

2. General Regulations (Cont'd)2.4 Payment Arrangements (Cont'd)2.4.1 Payment of Rates, Charges and Deposits (Cont'd)

(B) (Cont'd)

The Service Charge, for all services except Expanded Interconnection, is a fraction of the total remaining nonrecurring charges. The Service Charge is calculated as follows:

Service Charge	=	30 x decimal value set forth in B)(3)(b)(ii) following	x Total Remaining Nonrecurring Charges
----------------	---	--	--

For Expanded Interconnection, the customer has the option of selecting the following installment billing plans:

- the Expanded Interconnection Rearrangement Charge may be billed over a twelve month period in twelve monthly installments.
- the Expanded Interconnection Nonrecurring Charges as set forth in Section 31.28.1(C) and 31.28.2(L) for physical Expanded Interconnection and virtual Expanded Interconnection, respectively, may be billed over a twelve month period in twelve monthly installments.

The customer must request installment billing on or before the Application Date as set forth in 5.2.3(B)(4)(b) following for a Standard or Negotiated Interval Access Order or with its application to establish, or augment, an Expanded Interconnection arrangement, as applicable.

The customer may elect to pay the unbilled charges before the expiration of the installment plan.

More than one installment plan may be in effect for the same customer at the same time.

If the customer disconnects service before the expiration of the plan period, all unbilled charges plus a Service Charge, if applicable, will be included in the final bill rendered.

The bill day (i.e., the billing date of a bill for a customer for Access Service under this tariff), the period of service each bill covers and the payment date will be as follows:

ACCESS SERVICE

2. General Regulations (Cont'd)2.4 Payment Arrangements (Cont'd)2.4.1 Payment of Rates, Charges and Deposits (Cont'd)

(B) (Cont'd)

- (1) For End User Access Service and Presubscription, the Telephone Company will establish a bill day each month for each end user account.

Presubscribed Interexchange Carrier Charges (PICCs), as set forth in 31.4 following, will be billed on a monthly basis. The Telephone Company will update its PICC information on the first Saturday of each month. No prorating will be done in connection with PICC billing.

The bill will cover End User Access Service, as set forth 31.4 following, and Presubscription charges, as set forth in 31.13 following, for the preceding billing period. Any applicable Presubscription Charges, any known unbilled charges for prior periods and any known unbilled adjustments for prior periods for End User Access Service and Presubscription will be applied to this bill. Such bills are due when rendered.

ACCESS SERVICE

2. General Regulations (Cont'd)2.4 Payment Arrangements (Cont'd)2.4.1 Payment of Rates, Charges and Deposits (Cont'd)

(B) (Cont'd)

- (2) For Service other than End User Access Service and Presubscription, the Telephone Company will establish a bill day each month for each customer account. The bill will cover nonusage sensitive service charges for the ensuing billing period for which the bill is rendered, any known unbilled nonusage sensitive charges for prior periods and unbilled usage charges for the period beginning with the last bill day and extending up to, but not including, the current bill day. Any known unbilled usage charges for prior periods and any known unbilled adjustments will be applied to this bill. Payment for such bills is due as set forth in (3) following. If payment is not received by the payment date, as set forth in (3) following in immediately available funds, a late payment penalty will apply as set forth in (3) following.

(3)

- (a) All bills dated as set forth in (2) preceding for service provided to the customer by the Telephone Company, are due 31 days (payment due date) after the bill day or by the next bill date (i.e., same date in the following month as the bill date) whichever is the shortest interval, except as provided herein, and are payable in immediately available funds. If such payment due date would cause payment to be due on a Saturday Sunday or Legal Holiday, payment for such bills will be due from the customer as follows:

If such payment due date falls on a Sunday or on a Legal Holiday which is observed on a Monday, the payment due date shall be the first non-Holiday day following such Sunday or Legal Holiday. If such payment due date falls on a Saturday or Legal Holiday which is observed on Tuesday, Wednesday, Thursday, or Friday, the payment due date shall be the last non-Holiday preceding such Saturday or Legal Holiday.

ACCESS SERVICE

2. General Regulations (Cont'd)

2.4 Payment Arrangements (Cont'd)

2.4.1 Payment of Rates, Charges and Deposits (Cont'd)

(B) (Cont'd)

(3)

- (b) Further, if any portion of the payment is received by the Telephone Company after the payment due date as set forth in (a) preceding, or if any portion of the payment is received by the Telephone Company in funds which are not immediately available to the Telephone Company, then a late payment penalty shall be due to the Telephone Company. The late payment penalty shall be the portion of the payment not received by the payment due date times a late factor. The late factor shall be the lesser of:
 - (i) the highest interest rate (in decimal value) which may be levied by law for commercial transactions for the number of days from the payment due date to and including the date that the customer actually makes the payment to the Telephone Company, or
 - (ii) 0.0005 per day for the number of days from the payment due date to and including the date that the customer actually makes the payment to the Telephone Company.

ACCESS SERVICE

2. General Regulations (Cont'd)2.4 Payment Arrangements (Cont'd)2.4.1 Payment of Rates, Charges and Deposits (Cont'd)

(B) (Cont'd)

(3) (Cont'd)

- (c) In event that a billing dispute occurs concerning any charges billed to the customer by the Telephone Company the following regulations will apply.
1. A good faith dispute requires the customer to provide a written claim to the Telephone Company. Instructions for submitting a dispute can be obtained by calling the billing inquiry number shown on the customer's bill, or, by accessing the Telephone Company website also shown on the customer's bill. Such claim must identify in detail the basis for the dispute, and if the customer withholds disputed amounts, it must identify the account number under which the bill has been rendered, the date of the bill and the specific items on the bill being disputed, to permit the Telephone Company to investigate the merits of the dispute.
 2. The day of the good faith dispute shall be the date on which the customer furnishes the Telephone Company the account information required by Section 2.4.1(B)(3)(c)(1) above.
 3. The date of resolution of the good faith dispute shall be the date on which the Telephone Company completes its investigation of the dispute, notifies the customer of the disposition and, if the billing dispute is resolved in favor of the customer, applies the credit for the amount of the dispute resolved in the customer's favor to the customer's bill, including the disputed amount penalty credit and/or the late payment penalty credit, as appropriate.
 4. If a billing dispute is resolved in favor of the Telephone Company, any payments withheld pending resolution of the good faith dispute shall be subject to the late payment penalty as set forth in (b) preceding. Further, the customer will not receive a disputed amount penalty credit and/or a late payment penalty credit.

ACCESS SERVICE

2. General Regulations (Cont'd)2.4 Payment Arrangements (Cont'd)2.4.1 Payment of Rates, Charges and Deposits (Cont'd)

(B) (Cont'd)

(3) (Cont'd)

(c) (Cont'd)

- If the customer pays the bill in full by the payment due date, and later initiates a billing dispute within ninety days of the payment due date, penalty interest may be applicable.

If the billing dispute is resolved in favor of the customer, the customer shall receive a credit from the Telephone Company. This credit will be an amount equal to the disputed amount resolved in the customer's favor times a penalty factor. The penalty factor will apply from the date of the customer's payment through the date on which the credit for the disputed amount is posted to the customer's account. The penalty factor shall be the lesser of:

- the highest interest rate (in decimal value) which may be levied by law for commercial transactions for the number of days from the first date to and including the last date of the period involved, or
- 0.0005 per day for the number of days from the first date to and including the last date of the period involved.

If the dispute is resolved in favor of the Telephone Company, neither a late payment charge nor a penalty interest charge is applicable.

ACCESS SERVICE

2. General Regulations (Cont'd)2.4 Payment Arrangements (Cont'd)2.4.1 Payment of Rates, Charges and Deposits (Cont'd)

- (C) Adjustments for the quantities of services established or discontinued in any billing period beyond the minimum period set forth for services in other sections of this tariff will be prorated to the number of days or major fraction of days based on a 30 day month. The Telephone Company will, upon request and if available, furnish such detailed information as may reasonably be required for verification of any bill.
- (D) When a rate as set forth in this tariff is shown to more than two decimal places, the charges will be determined using the rate shown. The resulting amount will then be rounded to the nearest penny (i.e., rounded to two decimal places).
- (E) When more than one copy of a customer bill for services provided under the provisions of this tariff is furnished to the customer, an additional charge applies for each additional copy of the bill as set forth in 31.13 following.

ACCESS SERVICE

2. General Regulations (Cont'd)2.4 Payment Arrangements (Cont'd)2.4.2 Minimum Periods

The minimum period for which services are provided and for which rates and charges are applicable is three months except for those services set forth in 4.5.1, 5.2.5(B), 6.7.2, 7.4.4, 9.4.1, 17.1.2(F) and 31.13.6 following.

The minimum period for which service is provided and for which rates and charges are applicable for a Specialized Service or Arrangement provided on an individual case basis as set forth in Section 12. and 18. following, is three months unless a different minimum period is established with the individual case filing.

When a service is discontinued prior to the expiration of the minimum period, charges are applicable, whether the service is used or not. The applicable charge will be the total monthly charges, at the rate level in effect at the time service is discontinued, for the remainder of the minimum period plus all applicable nonrecurring charges.

2.4.3 Cancellation of an Order for Service

Provisions for the cancellation of an Access Order for services that are provided under this tariff are set forth in 5.2.2(B) and 5.2.3 following.

2.4.4 [Reserved for Future Use]

ACCESS SERVICE

2. General Regulations (Cont'd)2.4 Payment Arrangements (Cont'd)2.4.5 Re-establishment of Service Following Fire, Flood or Other Occurrence(A) Nonrecurring Charges Do Not Apply

Charges do not apply for the re-establishment of service following a fire, flood or other occurrence attributed to an Act of God provided that:

- (1) The service is of the same type as was provided prior to the fire, flood and other occurrence.
- (2) The service is for the same customer.
- (3) The service is at the same location on the same premises.
- (4) The re-establishment of service begins within 60 days after Telephone Company service is available. (The 60 day period may be extended a reasonable period if the renovation of the original location on the premises affected is not practical within the allotted time period).

(B) Nonrecurring Charges Apply

Nonrecurring Charges apply for establishing service at a different location on the same premises or at a different premises pending re-establishment of service at the original location.

2.4.6 Title or Ownership Rights

The payment of rates and charges by customers for the services offered under the provisions of this tariff does not assign, confer or transfer title or ownership rights to proposals or facilities developed or utilized, respectively, by the Telephone Company in the provision of such services.

ACCESS SERVICE

2. General Regulations (Cont'd)2.4 Payment Arrangements (Cont'd)2.4.7 Ordering, Rating and Billing of Access Services Where More Than One Exchange Telephone Company is Involved

The provisions of meet point billing are applicable to Local Transport Termination and Facility, Transport Multiplexing, Host/Remote Transport Termination and Facility (if applicable), and Switched Access Channel Mileage recurring charges only. The provisions of meet point billing are also applicable to the Switched Access Local Switching Installation nonrecurring charge when the provisions set forth in (L) following are applicable. All other recurring and nonrecurring charges for services provided by each Exchange Telephone Company are billed under each company's applicable rates as set forth in (B) through (E) following.

(D)

The Telephone Company accepts and adheres to the Ordering and Billing Forum guidelines, Multiple Exchange Carrier Access Billing (MECAB) and Multiple Exchange Carrier Ordering and Design (MECOD). These guidelines apply to the Access Services as set forth in (B) through (E) following.

The Telephone Company will handle ordering, rating and billing of Access Services under this tariff where more than one Exchange Telephone Company is involved in the provision of Access Service as follows.

(A)

- (1) When a Feature Group A or CSL BSA Switched Access Service is ordered by a customer where one end of the Local Transport element is in the Telephone Company operating territory and the other end is in another Exchange Telephone Company operating territory, the Exchange Telephone Company in whose territory the first point of switching is located will accept the order. In addition, the Exchange Telephone Company in whose operating territory the customer point of termination is located must also receive a copy of the order from the customer. The Exchange Telephone Company that accepts the order will then determine the charges involved, arrange to provide the Access Service ordered and bill the charges in accordance with its Access Service tariff.

ACCESS SERVICE

2. General Regulations (Cont'd)2.4 Payment Arrangements (Cont'd)2.4.7 Ordering, Rating and Billing of Access Services Where More Than One Exchange Telephone Company is Involved (Cont'd)

(A) (Cont'd)

- (2) When a Feature Group B or CST BSA - Option 1 Switched Access Service is ordered by a customer where one end of the Local Transport element is in the Telephone Company operating territory and the other end is in another Exchange Telephone Company operating territory, and when notified by the Telephone Company which accepts the order that the involved Exchange Telephone Companies cannot implement multi-company billing (meet point billing), ordering, provisioning, rating, and billing regulations, as set forth in (1) preceding will also apply to Feature Group B or CST BSA - Option 1.

- (B) Except as set forth in (A)(2) preceding, when Feature Group B, C, D or CST BSA - Option 1, 2 or 3 Switched Access Service is ordered by a customer where one end of the Local Transport element is in the Telephone Company operating territory and the other end is in another Exchange Telephone Company operating territory, the order shall be received as follows:

(C)

- (1) For Feature Group C or CST BSA - Option 2 Switched Access Service, the Exchange Telephone Company in whose operating territory the end office is located must receive the order from the customer.
- (2) For Feature Group B, D or CST BSA - Option 1 or 3 Switched Access Service ordered to an end office, the Exchange Telephone Company in whose operating territory the end office is located must receive the order from the customer.

(C)

ACCESS SERVICE

2. General Regulations (Cont'd)

2.4 Payment Arrangements (Cont'd)

2.4.7 Ordering, Rating and Billing of Access Services Where More Than One Exchange Telephone Company is Involved (Cont'd)

(B) (Cont'd)

- (3) For Feature Group B, D or CST BSA - Option 1 or 3 Switched Access Service ordered to an access tandem, the Exchange Telephone Company in whose operating territory the access tandem is located must receive the order from the customer.
- (4) For the Service ordered set forth in (1), (2) and (3) preceding, the Exchange Telephone Company in whose operating territory the customer premises is located must also receive a copy of the order from the customer.

Each Exchange Telephone Company will provide the portion of the Local Transport element in its operating territory to an interconnection point (IP) with another Exchange Telephone Company and will bill the charges in accordance with its Access Service tariff. The rates for the Local Transport elements will be determined as set forth in (F) following. When Switched Access Service is ordered by a customer where the customer designated premises is located in the Telephone Company's operating territory and neither the access tandem nor the end office is located in the Telephone Company's operating territory, the Switched Access Local Switching Installation nonrecurring charge will be determined as set forth in (L) following.

(C)
|
|
|
(C)

ACCESS SERVICE

2. General Regulations (Cont'd)2.4 Payment Arrangements (Cont'd)2.4.7 Ordering, Rating and Billing of Access Services Where More Than One Exchange Telephone Company is Involved (Cont'd)

- (C) When a WATS Access Line Service is ordered and Channel Mileage applies (i.e., the WATS Serving Office and the end user end office are not coterminous) and one end of the Channel Mileage element is in the Telephone Company operating territory and the other end is in another Exchange Telephone Company operating territory, the Exchange Telephone Company in whose operating territory the end office is located must receive the order from the customer. In addition, the exchange Telephone Company in whose operating territory the WATS Serving Office is located must also receive a copy of the order from the customer. Each Exchange Telephone Company will provide the portion of the Channel Mileage element in its operating territory to an interconnection point (IP) with another Exchange Telephone Company and will bill the charges in accordance with its Access Service tariff. The rate for the Channel Mileage element will be determined as set forth in (F) following. All other appropriate charges in each Exchange Telephone Company tariff are applicable.

ACCESS SERVICE

2. General Regulations (Cont'd)2.4 Payment Arrangements (Cont'd)2.4.7 Ordering, Rating and Billing of Access Services Where More Than One Exchange Telephone Company is Involved (Cont'd)

(D)

- (1) Except when a WATS Access Line Service is ordered as set forth in (C) preceding, when a Special Access Service is ordered by a customer where one end of the Channel Mileage element is in the Telephone Company operating territory and the other end is in another Exchange Telephone Company operating territory, except for Special Access Service provided with the use of Hubs, either of the Exchange Telephone Companies may receive the order from the customer. In addition, the other Exchange Telephone Company must receive a copy of the order from the customer. One of the Exchange Telephone Companies will coordinate the order as mutually agreed upon by the Exchange Telephone Companies. Each Exchange Telephone Company will provide the portion of the Channel Mileage element in its operating territory to an interconnection point (IP) with another Exchange Telephone Company and will bill the charges in accordance with its Access Service tariff. The rate for the Channel Mileage element will be determined as set forth in (F) following. All other appropriate charges in each Exchange Telephone Company tariff are applicable.

ACCESS SERVICE

2. General Regulations (Cont'd)2.4 Payment Arrangements (Cont'd)2.4.7 Ordering, Rating and Billing of Access Services Where More Than One Exchange Telephone Company is Involved (Cont'd)

- (E) When a Switched Access Service involving a Hub is ordered by a customer where one end of the Channel Mileage element is in an Exchange Telephone Company operating territory and the Hub is in another Exchange Telephone Company operating territory, the Exchange Telephone Company in whose operating territory the Hub is located must receive the order from the customer. In addition, the Exchange Telephone Companies in whose operating territory a customer premises is located must receive copies of the order from the customer. Each Exchange Telephone Company will provide the portion of the Channel Mileage element in its operating territory to an interconnection point (IP) with another Exchange Telephone Company and will bill the charges in accordance with its Access Service tariff. The rate for the Channel Mileage element will be determined as set forth in (F) following. (D)

When Switched Access Service involving a Hub is ordered by a customer where the Hub is located in the Telephone Company's operating territory and neither the access tandem nor the end office is located in the Telephone Company's operating territory, the Switched Access Local Switching Installation nonrecurring charge will be determined as set forth in (L) following. All other appropriate charges in each Exchange Telephone Company tariff are applicable.

ACCESS SERVICE

2. General Regulations (Cont'd)2.4 Payment Arrangements (Cont'd)2.4.7 Ordering, Rating and Billing of Access Services Where More Than One Exchange Telephone Company is Involved (Cont'd)

- (F) The rates for the Switched Access Local Transport Facility and applicable Host/Remote Transport Facility for services provided as set forth in (B) through (E) preceding are determined as follows: (D)
- (1) Determine the appropriate Switched Access Local Transport Channel Mileage, Local Transport Facility, or applicable Host/Remote Transport Facility, by computing the airline mileage between the two ends of the Local Transport Channel Mileage, Local Transport Facility, or Host/Remote Transport Facility. Determine the airline mileage for the Local Transport Channel Mileage, Local Transport Facility Charge or Host/Remote Transport Facility Charge using the V&H method as set forth in 6.7.11 following. (D)
- (2) Originating rates are applicable when originating Tandem Switched Transport is provided. Terminating Tandem 3rd Party rates are applicable when Terminating Tandem Switched Transport is provided through a Consolidated Communications Operating Company (CCOC) ILEC access tandem and the terminating end office is not owned by any CCOC ILEC. Terminating Tandem 3rd Party rates are also applicable when Terminating Tandem Switched Transport is provided through an Access Tandem not owned by a CCOC ILEC and the Terminating End Office is owned by a CCOC ILEC (including Direct-Trunked Transport arrangements), otherwise, Terminating - Tandem End Office rates apply. (D)

ACCESS SERVICE

2. General Regulations (Cont'd)2.4 Payment Arrangements (Cont'd)2.4.7 Ordering, Rating and Billing of Access Services Where More Than One Exchange Telephone Company is Involved (Cont'd)

(F) (Cont'd)

- (2) For Feature Groups B, C, D or CST BSA - Option 1, 2 or 3 Switched Access Services with Tandem Switched Transport, the transport charges are determined as set forth in (a) thru (g) following.

(a) Multiply:

The number of access minutes
by
the number of airline miles as determined in (1) preceding
by
the Telephone Company's appropriate Local Transport Facility per mile per access minute rate
by
the Telephone Company's billing percentage factor.

(b) Divide:

The product of (a) by 100:

The resulting amount is the total Local Transport Facility charge.

(c) Multiply:

The number of access minutes
by
the Telephone Company's appropriate Local Transport Termination per minute rate.

(d) Divide:

The product of (c) by two (2). The resulting amount is the total Local Transport Termination charge.

(e) Multiply:

The number of access minutes
by
the Telephone Company's appropriate Transport Multiplexing per minute rate.

ACCESS SERVICE

2. General Regulations (Cont'd)2.4 Payment Arrangements (Cont'd)2.4.7 Ordering, Rating and Billing of Access Services Where More Than One Exchange Telephone Company is Involved (Cont'd)

(F) (Cont'd)

(2) (Cont'd)

(f) Divide:

The product of (e) by two (2). The resulting amount is the total Transport Multiplexing charge.

(g) Add:

The products of (b), (d) and (f) for the total Local Transport charges subject to meet point billing regulations*.

(3) For FGB, C and D or CST BSA - Option 1, 2 and 3 Switched Access Service with Direct Trunked Transport, determine the rate (utilizing both the fixed and per mile Local Transport Channel Mileage rate elements) for the airline mileage determined in (1) preceding. Multiply such rate by the Telephone Company's billing percentage factor and divide by 100 to obtain the Local Transport Channel Mileage element charges.

(G) The interconnection points will be determined by the Exchange Telephone Companies involved. The billing percentage (BP) factor for the Telephone Company for the service between the two involved offices is listed in NATIONAL EXCHANGE CARRIER ASSOCIATION, INC. TARIFF F.C.C. NO. 4.

(H) If any changes are made in meet point billing arrangements as set forth in (B) through (E) preceding, the Telephone Company will give affected customers 30 days' notice.

* Additional Local Transport rates and charges may apply as set forth in Section 6 following which are not subject to meet point billing regulations.

(D)
|
|
(D)

ACCESS SERVICE

2. General Regulations (Cont'd)

2.4 Payment Arrangements (Cont'd)

2.4.7 Ordering, Rating and Billing of Access Services Where More Than One Exchange Telephone Company is Involved (Cont'd)

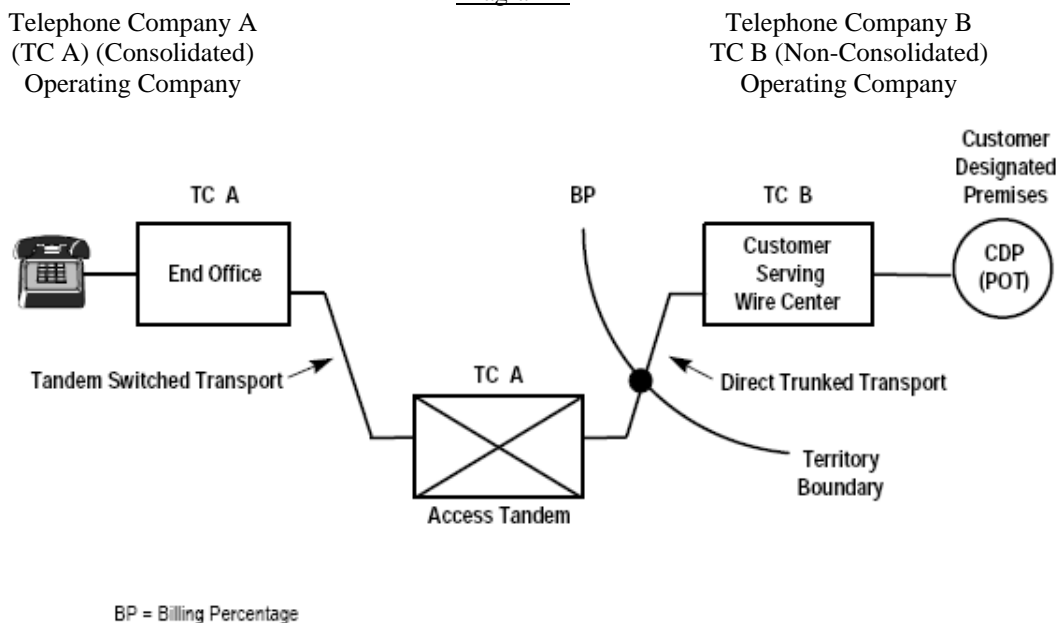
(I) [Reserved for Future Use]

(J) [Reserved for Future Use]

ACCESS SERVICE

2. General Regulations (Cont'd)2.4 Payment Arrangements (Cont'd)2.4.7 Ordering, Rating and Billing of Access Services Where More Than One Exchange Telephone Company is Involved (Cont'd)(K) Example Switched AccessExample 1 - Originating Switched Access (See Diagram 1)

- Feature Group D Switched Access is ordered to End Office.
- Originating End Office and Access tandem are in the operating territory of a Consolidated Communications Telephone Company (TC-A).
- Customer Designated Premises is in the operating territory of a Non-Consolidated Communications telephone company (TC-B).

Diagram 1

ACCESS SERVICE

2. General Regulations (Cont'd)

2.4 Payment Arrangements (Cont'd)

2.4.7 Ordering, Rating and Billing of Access Services Where More Than One Exchange Telephone Company is Involved (Cont'd)

(K) Example Switched Access (Cont'd.)

Example 1 - Originating Switched Access (See Diagram 1) (Cont'd.)

- Assume:

End Office to Access Tandem:

Airline miles from TC-A End Office to TC A Access Tandem = 22.1,
rounded = 23

Access Tandem to Serving Wire Center:

Airline miles from TC-A Access Tandem to TC-B Serving Wire Center
= 25.6. rounded = 26

Billing Percentage (BP)

TC A = 40%

TC B = 60%

Access Minutes = 9,000

End Office Charges = EO

Tandem Switched Facility Rate = TSF

Tandem Switched Termination Rate = TST

Tandem Switching Rate = TS

Direct Trunked Facility Rate = DTF

Direct Trunked Termination Rate = DTT

ACCESS SERVICE

2. General Regulations (Cont'd)2.4 Payment Arrangements (Cont'd)2.4.7 Ordering, Rating and Billing of Access Services Where More Than One Exchange Telephone Company is Involved (Cont'd)(K) Example Switched Access (Cont'd.)Example 1 - Originating Switched Access (See Diagram 1) (Cont'd.)

- Telephone Company A charges are:

End Office charges = 9,000 min. x EO rate

Tandem Switched Facility charge
= 9,000 min. x 23 mi. x TSF rate

Tandem Switched Termination charge
= 2 terminations x 9,000 min. x TST rate

Tandem Switching charge
= 9,000 min x TS rate

Direct Trunked Facility charge
= 26 miles x DTF rate x 40%

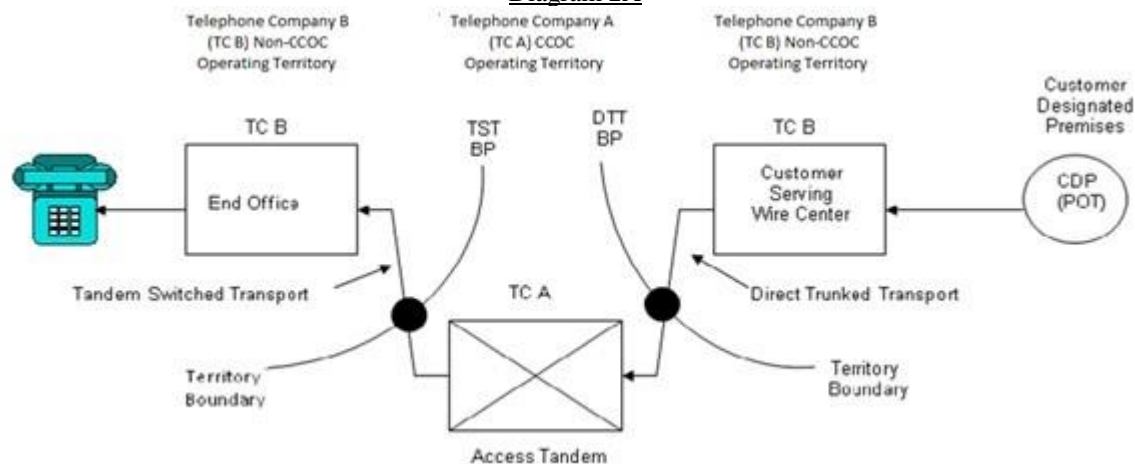
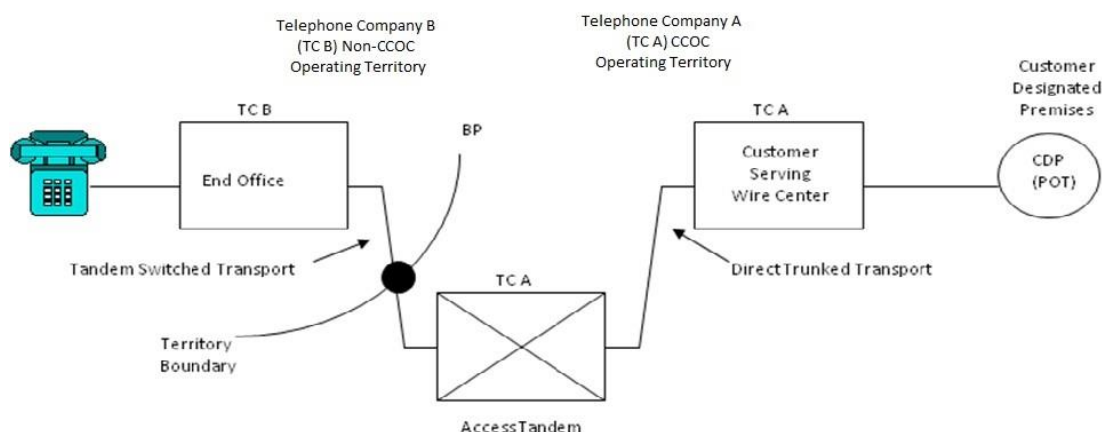
Direct Trunked Termination charge
= 1 termination x DTT rate

Transport Multiplexing charge
= 9,000 min. x SM rate

ACCESS SERVICE

2. General Regulations (Cont'd)2.4 Payment Arrangements (Cont'd)2.4.7 Ordering, Rating and Billing of Access Services Where More Than One Exchange Telephone Company is Involved (Cont'd)(K) Example Switched Access (Cont'd.)Example 2 - Terminating Switched Access Terminating Tandem-3rd Party
(See Diagram 2A and 2B)

- Feature Group D Switched Access is ordered to End Office.
- Terminating Access Tandem is owned by CCOC ILEC carrier (TC-A) and End Office is owned by a non-CCOC carrier (TC-B)

Diagram 2ADiagram 2B

BP = Billing Percentage

ACCESS SERVICE

2. General Regulations (Cont'd)

2.4 Payment Arrangements (Cont'd)

2.4.7 Ordering, Rating and Billing of Access Services Where More Than One Exchange Telephone Company is Involved (Cont'd)

(K) Example Switched Access (Cont'd.)

Example 2 - Terminating Switched Access Terminating Tandem-3rd Party
(See Diagram 2A and 2B) (Cont'd)

- Assume:

TC-A Direct Trunk Transport BP = 40% (where applicable Diagram 2A)

TC-B Direct Trunk Transport BP = 60% (where applicable Diagram 2B)

Direct Trunk Transport mileage = 26 mi.

TC-A Tandem Switched Transport BP = 20%

TC-B Tandem Switched Transport BP = 80%

Tandem Switched Transport mileage = 23 mi

Access Minutes = 9,000

End Office Charges = EO

Tandem Switched Facility Rate - TSF

Tandem Switched Termination Rate = TS

Direct Trunked Facility Rate = DTF

Direct Trunked Termination Rate - DDT

ACCESS SERVICE

2. General Regulations (Cont'd)2.4 Payment Arrangements (Cont'd)2.4.7 Ordering, Rating and Billing of Access Services Where More Than One Exchange Telephone Company is Involved (Cont'd)(K) Example Switched Access (Cont'd.)Example 2 - Terminating Switched Access Terminating Tandem-3rd Party
(See Diagram 2A and 2B) (Cont'd)

- Telephone Company A charges are:

Tandem Switched Facility - Terminating Tandem-3rd Party charge
= 9,000 min. x 23 mi. x TSF - Terminating Tandem-3rd Party rate x 20%

Tandem Switched Terminating Tandem-3rd Party
= 1 termination x 9,000 min. x TST Terminating Tandem-3rd Party rate

Tandem Switching - Terminating Tandem-3rd Party charge
= 9,000 min. x TS- Terminating Tandem-3rd Party rate

Direct Trunked Facility charge
2A = 26 miles x DTF rate x 40%
2B - 26 miles x DTF rate

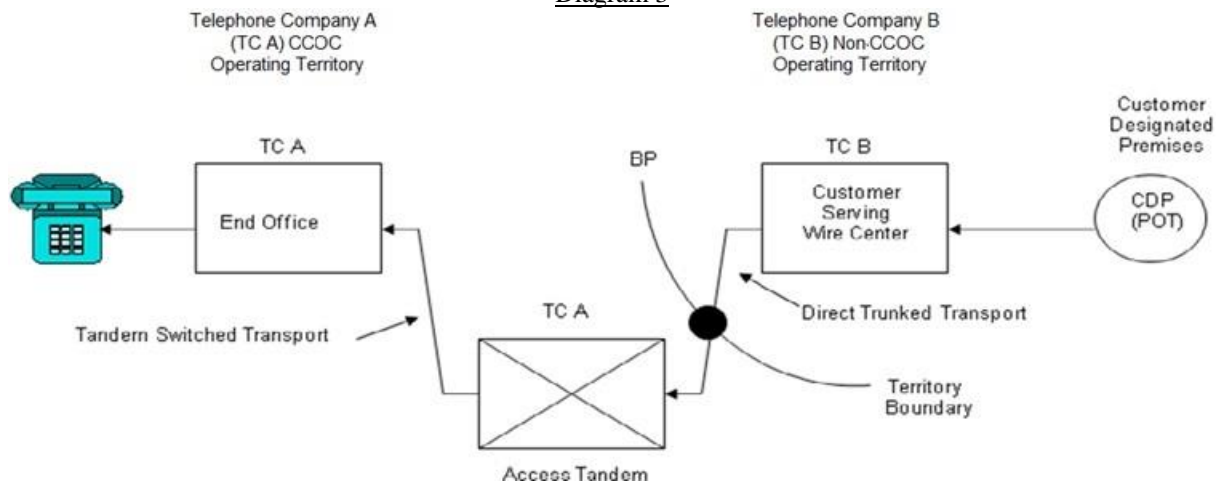
Direct Trunked Termination charge
2A = 1 termination x DTT rate
2 B = 2 termination x DTT rate

Transport Multiplexing - Terminating Tandem-3rd Party charge
= 9,000 min x SM Terminating Tandem-3rd Party rate

ACCESS SERVICE

2. General Regulations (Cont'd)2.4 Payment Arrangements (Cont'd)2.4.7 Ordering, Rating and Billing of Access Services Where More Than One Exchange Telephone Company is Involved (Cont'd)(K) Example Switched Access (Cont'd.)Example 3 - Terminating Switched Access-Tandem End Office (See Diagram 3)

- Feature Group D Switched Access is ordered to End Office
- Terminating End Office and Access Tandem are both owned by a CCOC ILEC (TC-A)

Diagram 3

ACCESS SERVICE

2. General Regulations (Cont'd)2.4 Payment Arrangements (Cont'd)2.4.7 Ordering, Rating and Billing of Access Services Where More Than One Exchange Telephone Company is Involved (Cont'd)

(K) Example Switched Access (Cont'd.)

Example 3 - Terminating Switched Access-Tandem End Office (See Diagram 3) (Cont'd.)

- Assumptions:
TC-A Direct Trunk Transport BP = 40%
TC-B Direct Trunk Transport BP = 60%
Direct Trunk Transport mileage = 26 mi.
Tandem Switched Transport mileage = 23 mi.
Access Minutes = 9,000
- Telephone Company A charges are:

Tandem Switched Facility – End Office charge
= 9,000 min. x 23 mi. x TSF-End Office rate

Tandem Switched Termination – End Office charge
= 2 terminations x 9,000 min. x TST-End Office rate

Tandem Switching – End Office charge
= 9,000 min. x TS-End Office rate

Direct Trunked Facility charge
= 26 miles x DTF rate x 40%

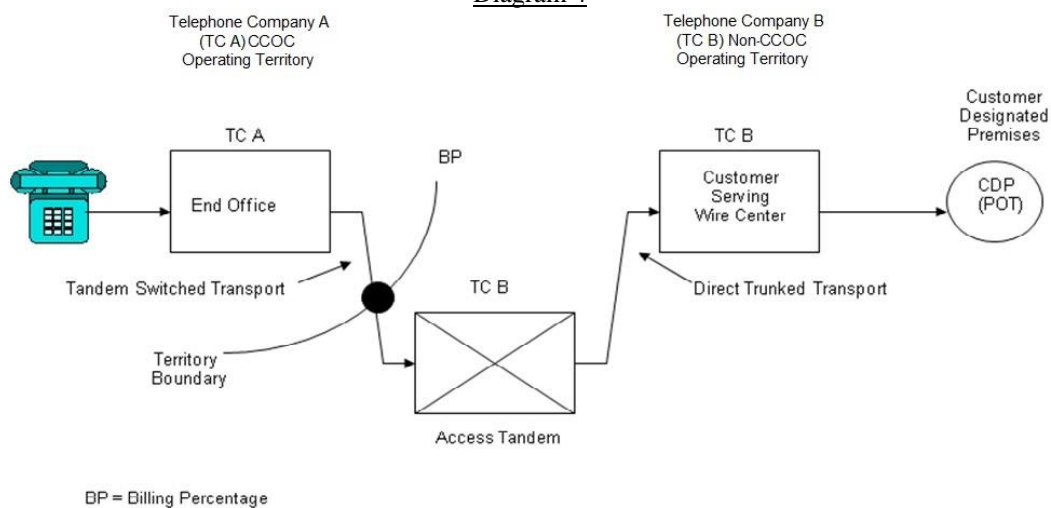
Direct Trunked Termination charge
= 1 termination x DTT rate

Transport Multiplexing – End Office charge
= 9,000 min x SM-End Office rate

ACCESS SERVICE

2. General Regulations (Cont'd)2.4 Payment Arrangements (Cont'd)2.4.7 Ordering, Rating and Billing of Access Services Where More Than One Exchange Telephone Company is Involved (Cont'd)(K) Example Switched Access (Cont'd.)Example 4 - Originating Switched Access CCOC owns only the End Office
(See Diagram 4)

- Feature Group D Switched Access is ordered from End Office
- End Office is owned by CCOC (TC-A)
- Access Tandem is owned by a non-CCOC ILEC (TC-B)

Diagram 4

ACCESS SERVICE

2. General Regulations (Cont'd)2.4 Payment Arrangements (Cont'd)2.4.7 Ordering, Rating and Billing of Access Services Where More Than One Exchange Telephone Company is Involved (Cont'd)(K) Example Switched Access (Cont'd.)Example 4 - Originating Switched Access CCOC owns only the End Office
(See Diagram 4) (Cont'd.)

- Assumptions:

Direct Trunk Transport mileage = 26 mi.

TC-A Tandem Switched Transport BP = 80%

TC-B Tandem Switched Transport BP = 20%

Tandem Switched Transport mileage = 23 mi.

Access Minutes = 9,000

- Telephone Company A charges are:

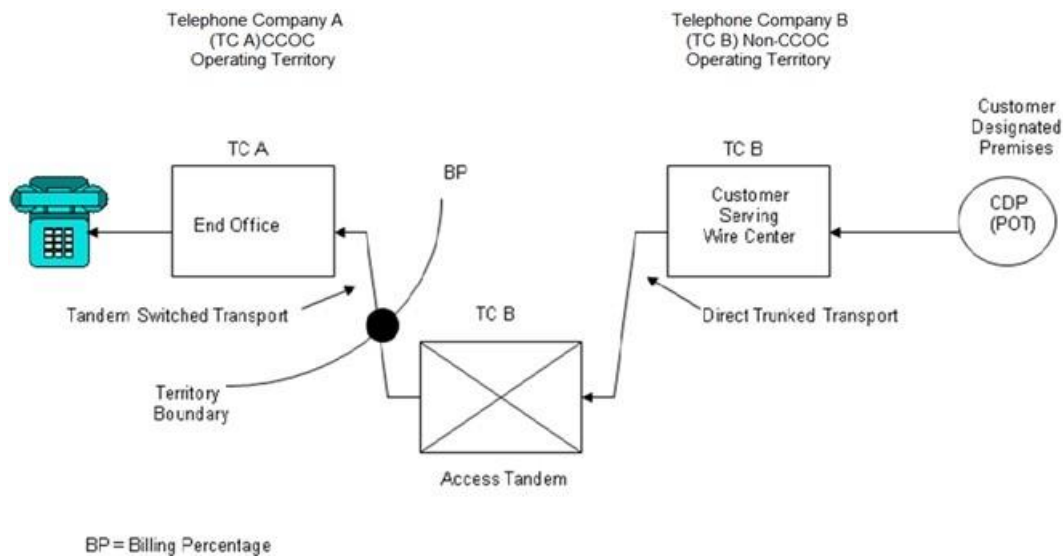
End Office charges = 9,000 min. x EO rate

Tandem Switched Facility charge
= 9,000 min. x 23 mi. x TSF rate x 80%Tandem Switched Termination charge
= 1 termination x 9,000 min. x TST rate

ACCESS SERVICE

2. General Regulations (Cont'd)2.4 Payment Arrangements (Cont'd)2.4.7 Ordering, Rating and Billing of Access Services Where More Than One Exchange Telephone Company is Involved (Cont'd)(K) Example Switched Access (Cont'd.)Example 5 Terminating Switched Access - Terminating Tandem 3rd Party
(See Diagram 5)

- Feature Group D Switched Access is ordered to End Office
- End Office is owned by Telephone Company (CCOC) (TC-A)
- Access Tandem is owned by a non-CCOC ILEC (TC-B)

Diagram 5

ACCESS SERVICE

2. General Regulations (Cont'd)

2.4 Payment Arrangements (Cont'd)

2.4.7 Ordering, Rating and Billing of Access Services Where More Than One Exchange Telephone Company is Involved (Cont'd)

(K) Example Switched Access (Cont'd.)

Example 5 Terminating Switched Access - Terminating Tandem-3rd Party
(See Diagram 5) (Cont'd.)

- Assumptions:

TC-A Tandem Switched Transport BP = 80%

TC-B Tandem Switched Transport BP = 20%

Tandem Switched Transport mileage = 23 mi.

Access Minutes = 9,000

- Telephone Company A charges are:

Tandem Switched Facility Terminating Tandem-3rd Party charge
= 9,000 min. x 23 mi. x TSF Terminating Tandem-3rd Party rate x 80%

Tandem Switched Terminating Tandem-3rd Party charge
= 1 termination x 9,000 min. x TST Terminating Tandem-3rd Party rate

ACCESS SERVICE

2. General Regulations (Cont'd)

2.4 Payment Arrangements (Cont'd)

2.4.7 Ordering, Rating and Billing of Access Services Where More Than One Exchange Telephone Company is Involved (Cont'd)

- (L) When Switched Access Service is ordered by a customer where the customer designated premises or Hub is located in the Telephone Company's operating territory and neither the access tandem nor the end office is located in the Telephone Company's operating territory, the Switched Access Service Local Switching Installation nonrecurring charge will not apply. All remaining nonrecurring charges for the local transport provided by the Telephone Company in its operating territory are applicable.

(C)
|
|
|
(C)

ACCESS SERVICE

2. General Regulations (Cont'd)

2.4 Payment Arrangements (Cont'd)

2.4.7 Ordering, Rating and Billing of Access Services Where More Than One Exchange Telephone Company is Involved (Cont'd)

- (M) If the Telephone Company acts as an intermediate, non-terminating local exchange carrier, Tandem Switched Transport Termination, and/or Direct Trunked Transport Channel Mileage fixed rates, as determined in (F) preceding, will not be applied to the meet point billing arrangement. **(D)**
- (N) When the primary circuit's end point is in one Exchange Telephone Company's operating territory and its associated preplanned (backup) location is in another Exchange Telephone Company's operating territory, the Exchange Telephone Company in whose operating territory the primary circuit's end point is located will bill for the preplanned port. **(D)**

ACCESS SERVICE

2. General Regulations (Cont'd)

2.4 Payment Arrangements (Cont'd)

2.4.8 [Reserved for Future Use]

2.4.9 [Reserved for Future Use]

2.4.10 [Reserved for Future Use]

2.4.11 [Reserved for Future Use]

ACCESS SERVICE

2. General Regulations (Cont'd)2.4 Payment Arrangements (Cont'd)2.4.12 Ordering, Rating and Billing of Switched Access Services When Radio Telephone Utility (RTU) Carrier Service and Telecommunications Relay Service (TRS) Interconnections Are Involved

When Switched Access Service involves interstate traffic which originates or terminates at RTU Services, where the local transport is provided by the Telephone Company and the end user connection is provided by an RTU Carrier, the Telephone Company will provide its portion of the Switched Access Service in accordance with Section 6. following, subject to the following regulations. (B) following applies to interstate traffic which originates at TRS Interconnections.

- (A) For traffic which originates or terminates at RTU Interconnections, Carrier Common Line Service and Switched Access Service Local Switching rates and charges as specified in Sections 3.9 and 6.8 following respectively, will not apply.
- (B) For traffic which originates at TRS Equal Access Interconnections provided through an Access Tandem, Carrier Common Line Access Service, and Switched Access Service Local Switching rates and charges as specified in Sections 3.9 and 6.8 following, respectively, will not apply to that portion of the call from the serving wire center of the TRS Carrier to the serving wire center of the Interexchange Carrier. The mileage used to determine the Direct Trunked Transport Channel Mileage billed to the TRS Carrier and the Channel Mileage or Local Transport Facility mileage billed to the Interexchange Carrier is calculated as set forth in Section 6.7.11(I) following.

ACCESS SERVICE

2. General Regulations (Cont'd)2.5 Connections2.5.1 General

Equipment and systems (i.e., terminal equipment, multiline terminating systems and communications systems) may be connected with Switched and Special Access Service furnished by the Telephone Company where such connection or interconnection is made in accordance with the provisions specified in Technical Reference Publication AS No. 1, ISSUE II Access Service, its associated Addendum, Technical Reference Publications as specified in 28.1 and 28.4 following; and 2.1 preceding.

2.5.2 Standard Access Service Connections

Access Services are provided by means of wire, fiber optics, radio or any other suitable technology or a combination thereof. Special Access Service connections are made directly or through a Telephone Company Hub where bridging, multiplexing or Network Reconfiguration Service functions are performed. These connections can either be analog or digital.

2.5.3 Expanded Interconnection - Fiber Optic

Fiber Optic Expanded Interconnections, available in either physical or virtual interconnection arrangements, provides a customer with space and associated requirements such as power and environmental conditioning within a Telephone Company serving wire center to locate certain fiber optic facilities and equipment, and a connection to certain Telephone Company provided services.

Expanded Interconnections will be provided subject to the regulations and rates and charges set forth in Section 28. following.

2.5.4 Expanded Interconnection - Microwave

Microwave Expanded Interconnection provides a customer with space and associated requirements such as power and environmental conditioning within a Telephone Company serving wire center to locate certain terrestrial point to point microwave facilities and equipment, and a connection to certain Telephone Company provided services.

ACCESS SERVICE

2. General Regulations (Cont'd)2.5 Connections (Cont'd)2.5.4 Expanded Interconnection - Microwave (Cont'd)

Microwave facilities, equipment and support structures may be located in, on or above the exterior walls and roof of Telephone Company serving wire centers. Such interconnection must be made in accordance with the provisions specified in 2.1 preceding. These interconnections will be provided subject to the regulations and rates and charges set forth in Section 28. following.

2.6 Definitions

Certain terms used herein are defined as follows:

Access Carrier/Customer Terminal Location (ACTL)

The term Access Carrier/Customer Terminal Location (ACTL) denotes an eight (8) or eleven (11) character code that identifies the Common Language Location Identifier (CLLI) Code of the customer facility terminal location.

Access Code

The term "Access Code" denotes a uniform seven digit code that has the form 101XXXX or 950-XXXX and is assigned by the Telephone Company to an individual customer.

ACCESS SERVICE

2. General Regulations (Cont'd)2.6 Definitions (Cont'd)Access Concentrator (AC)

The term "Access Concentrator" denotes the network equipment which collects customer data information from many access lines, multiplexes the data onto trunks for delivery to the packet switch and vice versa. The access concentrator may improve the efficiency of a communications circuit by combining a number of low-speed inputs into a single, higher speed output.

Access Customer Name Abbreviation (ACNA)

The term "Access Customer Name Abbreviation" or "ACNA" denotes a term generally understood in the telecommunications industry to be the name abbreviation for a purchaser of Access Services.

Access Minutes

The term "Access Minutes" denotes that usage of exchange facilities in interstate or foreign service for the purpose of calculating chargeable usage. On the originating end of an interstate or foreign call, usage is measured from the time the originating end user's call is delivered by the Telephone Company to and acknowledged as received by the customer's facilities connected with the originating exchange. On the terminating end of an interstate or foreign call, usage is measured from the time the call is received by the end user in the terminating exchange. Timing of usage at both originating and terminating ends of an interstate or foreign call shall terminate when the calling or called party disconnects, whichever event is recognized first in the originating and terminating exchanges, as applicable.

Access Tandem

The term "Access Tandem" denotes a Telephone Company switching system that provides a concentration and distribution function for originating or terminating traffic between end offices and a customer's premises, multiplexing node or virtual collocation arrangement.

Action Control Point (ACP)

The term "Action Control Point" denotes a local Telephone Company switch which recognizes a call using FP PATH service and processes it according to programmed information in the database for FP PATH service for each specific network.

Actual Cost

The term "Actual Cost" denotes all costs charged against a specific case of special construction, including any appropriate taxes.

Add/Drop Multiplexer (ADM)

The term "Add/Drop Multiplexer (ADM)" denotes a multiplexing function that allows lower level signals to be added or dropped from an optical carrier channel.

ACCESS SERVICE

2. General Regulations (Cont'd)2.6 Definitions (Cont'd)Affiliate

The term "Affiliate" denotes a Customer that, through one or more intermediaries, is controlled by or is under common control with another customer.

Annual Underutilization Liability

The term "Annual Underutilization Liability" denotes a per unit amount which may be billed annually if fewer services are in use utilizing specially constructed facilities at filed tariff rates than were originally specially constructed.

Answer/Disconnect Supervision

The term "Answer/Disconnect Supervision" denotes the transmission of the switch trunk equipment supervisory signal (off-hook or on-hook) to the customer's point of termination as an indication that the called party has answered or disconnected.

Asynchronous

The term "Asynchronous" denotes a form of combination whereby each data character is individually synchronized by means of start and stop elements.

Asynchronous Transfer Mode (ATM)

The term "Asynchronous Transfer Mode (ATM)" denotes a broadband, packet technology protocol in which digital traffic of all types (e.g., data, video, voice or image) is presented in fixed length cells and transported via logical channels.

ATM Forum

The term "ATM Forum" denotes an organization consisting primarily of equipment vendors, manufacturers and carriers with a goal of promoting ATM technology and services and assisting in providing inter-operability.

Attempt

The term "Attempt" denotes the point at which delivery of an end user communication to a customer Point of Termination results in the measurement of access minutes as set forth in Section 6.7.6 following.

Attendant Access

The term "Attendant Access" denotes a method of network controller access for Network Reconfiguration Service which provides customers with the ability to contact a Telephone Company attendant who performs a reconfiguration or management function at the customer's request.

Attenuation Distortion

The term "Attenuation Distortion" denotes the difference in loss at specified frequencies relative to the loss at 1004 Hz, unless otherwise specified.

ACCESS SERVICE

2. General Regulations (Cont'd)2.6 Definitions (Cont'd)Authorized Billing Agent

The term "Authorized Billing Agent" denotes a third party hired by a customer to perform billing and collection services for the customer.

Automatic Number Identification (ANI)

The term "Automatic Number Identification" denotes an optional feature or Basic Service Element that provides automatic transmission of a seven- or ten-digit number and information indicator (II) digits to the customer's premises for calls originating in the LATA for the purpose of identifying the calling station.

Average Account Life

The term "Average Account Life" denotes the depreciation life prescribed by the Federal Communications Commission for each class of telephone plant.

Balance (100 Type) Test Line

The term "Balance (100 Type) Test Line" denotes an arrangement in an end office which provides for balance and noise testing.

Bearer Capability

The term "Bearer Capability" denotes information generated by originating ISDN devices (i.e. DTE) for communicating with switches and other ISDN devices. This information allows for the determination of the type of call and the appropriate routing. Bearer capability information is carried in the User Service Information (USI) parameter of the SS7 Initial Address Message.

Billing Name and Address

The term "Billing Name and Address" denotes the name and address provided to the Telephone Company by each of its local exchange customers to which the Telephone Company directs bills for its services.

Bit

The term "Bit" denotes the smallest unit of information in the binary system of notation.

ACCESS SERVICE

2. General Regulations (Cont'd)2.6 Definitions (Cont'd)Bursty Traffic

The term "Bursty Traffic" denotes communication traffic characterized by short periods of high intensity separated by fairly long intervals of little or no utilization.

Business Day

The term "Business Day" denotes the time of day that a company is open for business. Generally, in the business community, this is 8:00 or 9:00 A.M. to 5:00 or 6:00 P.M., respectively, with an hour for lunch, Monday through Friday, resulting in a standard forty (40) hour work week. However, Business Day hours for the Telephone Company may vary based on company policy, union contract and location. To determine such hours for the Telephone Company, or a Telephone Company location, the Telephone Company should be contacted at the address shown on the Check Sheet.

Busy Hour Minutes of Capacity (BHMC)

The term "Busy Hour Minutes of Capacity (BHMC)" denotes the customer specified maximum amount of Switched Access Service access minutes the customer expects to be handled in an end office switch during any hour in an 8:00 A.M. to 11:00 P.M. period for the Switched Access Service Arrangement ordered. This customer furnished BHMC quantity is the input data the Telephone Company uses to determine the number of transmission paths for the Switched Access Service Arrangement ordered.

(C)

(C)

(C)

Cable Space

The term "Cable Space" denotes: (1) any passage or opening in, on, under, over or through the Serving Wire Center Cable Support structure required either to bring fire retardant fiber optic riser cable from a multiplexing node or virtual collocation arrangement to the location where the riser cable and the feeder cable meet and are spliced, or, fire retardant cable or waveguide from a multiplexing node or transmitter/receiver space to an antenna; (2) the spaces between the splice and the conduit space; (3) the space between the multiplexing node or virtual collocation arrangement and the Telephone Company point of termination; (4) any other space required to bring other fire retardant communications cable or waveguide from one multiplexing node or virtual collocation arrangement to another belonging to the same customer; and (5) the space between the multiplexing node and transmitter/receiver space belonging to the same customer.

ACCESS SERVICE

2. General Regulations (Cont'd)2.6 Definitions (Cont'd)Call

The term "Call denotes a customer attempt for which the complete address code (e.g., 0-, 911, or 10 digits) is provided to the serving dial tone office.

Call Request Packet

The term "Call Request Packet" denotes the first packet in each session which contains the call request information.

Calling Party Number (CPN)

The term "Calling Party Number" denotes the SS7 signaling parameter that identifies the subscriber line number or directory number of the calling party.

Carrier or Common Carrier

See Interexchange Carrier.

CCS

The term "CCS" denotes a hundred call seconds, which is a standard unit of traffic load that is equal to 100 seconds of usage or capacity of group of servers (e.g., trunks).

Central Office

The term "Central Office" denotes a local Telephone Company switching system where Telephone Exchange Service customer station loops are terminated for purposes of interconnection to each other and to trunks.

Central Office Prefix

The term "Central Office Prefix" denotes the first three digits (NXX) of the seven digit telephone number assigned to a customer's Telephone Exchange Service when dialed on a local basis.

Centralized Automatic Reporting on Trunks Testing

The term "Centralized Automatic Reporting on Trunks Testing" denotes a type of testing which includes the capacity for measuring operational and transmission parameters.

ACCESS SERVICE

2. General Regulations (Cont'd)2.6 Definitions (Cont'd)Channel(s)

The term "Channel(s)" denotes an electrical or photonic, in the case of fiber optic-based transmission systems, communications path between two or more points of termination.

Channel Service Unit

The term "Channel Service Unit" denotes equipment which performs one or more of the following functions: termination of a digital facility, regeneration of digital signals, detection and/or correction of signal format error, and remote loop back.

Channelize

The term "Channelize" denotes the process of multiplexing- demultiplexing wider bandwidth or higher speed channels into narrower band-width or lower speed channels.

Charge Number (CN)

The term "Charge Number" denotes the SS7 signaling parameter that identifies the billing telephone number of the calling party.

Closed User Group

Closed User Group (CUG) capability provides the ability to contain Switched Virtual Circuit (SVC) calls between certain User Network Interfaces (UNIs). CUG functionality groups UNIs into logical associations and allows calling privileges to be specified. This capability is network wide.

C-Message Noise

The term "C-Message Noise" denotes the frequency weighted average noise within an idle voice channel. The frequency weighting, called C-message, is used to simulate the frequency characteristic of the 500-type telephone set and the hearing of the average subscriber.

C-Notched Noise

The term "C-Notched Noise" denotes the C-message frequency weighted noise on a voice channel with a holding tone, which is removed at the measuring end through a notch (very narrow band) filter.

ACCESS SERVICE

2. General Regulations (Cont'd)2.6 Definitions (Cont'd)Common Channel Signaling Access

The term "Common Channel Signaling Access" denotes the capability which allows customers access to the SS7 signaling network.

Common Line

The term "Common Line" denotes a line, trunk or other facility provided under the general and/or local exchange service tariffs of the Telephone Company, terminated on a central office switch. A common line-residence is a line or trunk provided under the residence regulations of the general and/or local exchange service tariffs. A common line-business is a line provided under the business regulations of the general and/or local exchange service tariffs.

Common Transport

The term "Common Transport" denotes the use of channels and equipment for transport by multiple customers.

Communications System

The term "Communications System" denotes channels and other facilities which are capable of communications between terminal equipment provided by other than the Telephone Company.

Company

The Consolidated Communications Companies.

Competitive County

The term "Competitive County" denotes the geographic unit of a county or county-equivalent that passes or has passed a competitive market test specified by the FCC. Competitive County also denotes a county or county-equivalent that failed a competitive market test specified by the FCC, but was granted Phase II, Level 2 pricing flexibility prior to June 1, 2017.

Conduit

The term "Conduit" denotes any reinforced passage or opening in, on, under, over or through the ground between the feeder route conduit system and cable vault location capable of containing communications facilities required to bring customer-provided fiber optic feeder cable into the Telephone Company Serving Wire Center.

ACCESS SERVICE

2. General Regulations (Cont'd)2.6 Definitions (Cont'd)Confirmed Due Date

The term "Confirmed Due Date" denotes the actual due date on the service order for which work activity is scheduled to be completed by the Telephone Company and for which the service will be ready for use by the customer. The due date is the standard interval date (as specified in 5.2.1(A)) or a negotiated date beyond the established interval date. The Confirmed Due Date is provided by the Telephone Company to the customer once the availability of Telephone Company facilities has been authorized.

Connecting Facility Assignment

The term "Connecting Facility Assignment" denotes the identification of a channel or circuit to be used from a high capacity facility.

Constant Bit Rate

Constant Bit Rate (CBR) is a steady flow of user information required to support applications where variable delays in transmission would negatively impact the information content. CBR is the highest priority traffic on the network. Examples of applications requiring CBR are voice and some types of video.

Contiguous or Contiguous Data Speed

The term "Contiguous or Contiguous Data Speed" denotes the transmission rate at which the total bandwidth of adjacent (contiguous) channels is provided over a common interface at speeds of 128.0 kbps, 256.0 kbps, 384.0 kbps, 512.0 kbps or 768.0 kbps.

Contiguous Time Slots

The term "Contiguous Time Slots" denotes adjacent or sequential time periods within a common interface.

ACCESS SERVICE

2. General Regulations (Cont'd)2.6 Definitions (Cont'd)Customer(s)

The term "Customer(s)" denotes any individual, partnership, association, joint-stock company, trust, corporation, or governmental entity or other entity which subscribes to the services offered under this tariff, including but not limited to End Users, Interexchange Carriers (ICs) and other telecommunications carriers or providers originating or terminating Toll VoIP-PSTN Traffic.

Customer Access Ring (CAR)

The term "Customer Access Ring (CAR)" denotes a survivable fiber ring that is constructed through at least two central offices/wire centers. CARS utilize unidirectional path-switched ring ADMs, typically operating at OC3 or OC12 rates.

Data Circuit-Terminating Equipment (DCE)

The term "Data Circuit-Terminating Equipment (DCE)" denotes Telephone Company network channel terminating equipment that interfaces with customer-provided Data Terminal Equipment.

Data Terminal Equipment (DTE)

The term "Data Terminal Equipment (DTE)" denotes customer provided equipment, either terminals or computers, that interfaces with a Packet Switching Access Service network or Integrated Services Digital Network (ISDN).

Data Terminal Number (DTN)

The term "Data Terminal Number (DTN)" denotes numeric characters used to identify the origination or destination point of a call within a network. The DTN usually consists of ten digits.

ACCESS SERVICE

2. General Regulations (Cont'd)2.6 Definitions (Cont'd)Data Transmission (107 Type) Test Line

The term "Data Transmission (107 Type) Test Line" denotes an arrangement which provides for a connection to a signal source which provides test signals for one-way testing of data and voice transmission parameters.

Decibel

The term "Decibel" denotes a unit used to express relative difference in power, usually between acoustic or electric signals, equal to ten (10) times the common logarithm of the ratio of two signal powers.

Decibel Reference Noise C-Message Weighting

The term "Decibel Reference Noise C-Message weighting" denotes noise power measurements with C-Message weighting in decibels relative to a reference 1000 Hz tone of 90 dB below 1 milliwatt.

Decibel Reference Noise C-Message Referenced to 0

The term "Decibel Reference Noise C-Message Referenced to 0" denotes noise power in "Decibel Reference Noise C-Message Weighting" referred to or measured at a zero transmission level point.

Dedicated Transport

The term "Dedicated Transport" denotes the use of channels and equipment for transport by a single customer.

ACCESS SERVICE

2. General Regulations (Cont'd)2.6 Definitions (Cont'd)Demarcation Point or Point of Demarcation

The term "Demarcation Point" or "Point of Demarcation" denotes the point of interconnection between Telephone Company communications facilities and the terminal equipment, protective apparatus or wiring at a customer's premises. The demarcation point or point of demarcation is located as required by Section 68.3 of the Federal Communications Commission's Rules and Regulations.

For purposes of Expanded Interconnection, the demarcation point is the point of interconnection between the customer's multiplexing node and the Telephone Company point of termination. The standard method of interconnection is through a point of interconnection (POT) bay. Collocators may propose alternative means of interconnection that are technically feasible by submitting a bona fide request for negotiation.

For purposes of virtual collocation, the demarcation point is known as manhole zero. From this manhole into the central office, the Telephone Company shall assume ownership of and maintain the fiber. From this manhole toward the customer's location, the fiber remains the customer's responsibility, with the customer performing all servicing and maintaining full ownership.

Detail Billing

The term "Detail Billing" denotes the listing of each message and/or rate element for which charges to a customer are due on a bill prepared by the Telephone Company.

Diffserv Code Point

A six bit field in the Internet Protocol header that specifies the per hop behavior for a given flow of packets.

Digital Cross-Connect System

The term "Digital Cross-Connect System" denotes an electronic switching node that enables circuits to be cross-connected.

Direct Trunked Transport

The term "Direct Trunked Transport" denotes transport of Switched Access Service, over facilities dedicated to the use of a Customer either between the serving wire center and the end office, between the serving wire center and the access tandem, or between two customer designated Telephone Company offices.

(D)
|
|
|
(D)

ACCESS SERVICE

2. General Regulations (Cont'd)

2.6 Definitions (Cont'd)

(D)
|
|
|
(D)

Dual Tone Multifrequency Address Signaling

The term "Dual Tone Multifrequency Address Signaling" denotes a type of signaling that is an optional feature of Switched Access Feature Group A or CSL BSA. It may be utilized when Feature Group A or CSL BSA is being used in the terminating direction (from the point of termination with the customer to the local exchange end office). An office arranged for Dual Tone Multifrequency Signaling would expect to receive address signals from the customer in the form of Dual Tone Multifrequency signals.

Echo Control

The term "Echo Control" denotes the control of reflected signals in a telephone transmission path.

Echo Path Loss

The term "Echo Path Loss" denotes the measure of reflected signal at a 4-wire point of interface without regard to the send and receive Transmission Level Point.

Echo Return Loss

The term "Echo Return Loss" denotes a frequency weighted measure of return loss over the middle of the voiceband (approximately 500 to 2500 Hz), where talker echo is most annoying.

Effective Bandwidth

The term "Effective Bandwidth" denotes an approximate measure of network resource utilization for an ATM logical channel. The effective bandwidth is based on the maximum burst size, sustainable cell rate and/or peak cell rate values specified for that ATM logical channel.

ACCESS SERVICE

2. General Regulations (Cont'd)2.6 Definitions (Cont'd)Effective 2-Wire

The term "Effective 2-Wire" denotes a condition which permits the simultaneous transmission in both directions over a channel, but it is not possible to insure independent information transmission in both directions. Effective 2-wire channels may be terminated with 2-wire or 4-wire interfaces.

Effective 4-Wire

The term "Effective 4-Wire" denotes a condition which permits the simultaneous independent transmission of information in both directions over a channel. The method of implementing effective 4-wire transmission is at the discretion of the Telephone Company (physical, time domain, frequency-domain separation or echo cancellation techniques). Effective 4-wire channels may be terminated with a 2-wire interface at the customer's premises. However, when terminated 2-wire, simultaneous independent transmission cannot be supported because the two wire interface combines the transmission paths into a single path.

800 Data Base Access Query

The term "800 Data Base Access Query" denotes a database lookup which returns a valid customer identification code.

800 Data Base Access Service

The term "800 Data Base Access Service" denotes a service which uses a data base system to identify 800 access customers on a 10-digit basis. For purposes of administering the rules and regulations set forth in this tariff regarding the provision of 800 Database Access, except where otherwise specified, the term 800 Database Access shall include the following NPAs: 888, 877, 866, 855, 844, 833, and 822 as they become available to the industry.

800 Service Management System (800 SMS)

The term "800 Service Management System" (800 SMS) denotes the main operations support system used to create and update 800 Service records in the national 800 data base.

ACCESS SERVICE

2. General Regulations (Cont'd)2.6 Definitions (Cont'd)800 Service Provider

The term "800 Service Provider" denotes a telecommunications company, including Exchange Carriers and Interexchange Carriers, or a reseller of exchange or interexchange services that offers 800 Service to end users.

End Office Switch

The term "End Office Switch" denotes a local Telephone Company switching system where Telephone Exchange Service customer station loops are terminated for purposes of interconnection to trunks. Included are Remote Switching Modules and Remote Switching Systems served by a host office in a different wire center.

End User

The term "End User" denotes any customer of an interstate or foreign telecommunications service that is not a carrier, except that a carrier other than a telephone company shall be deemed to be an "end user" when such carrier uses a telecommunications service for administrative purposes and a person or entity that offers telecommunications services exclusively as a reseller shall be deemed to be an "end user" if all resale transmissions offered by such reseller originate on the premises of such reseller.

End User Channel Termination (EU Chan Term)

The term "End User Channel Termination" denotes a channel termination connecting a dedicated channel between a Local Exchange Carrier and an end-user customer premise for the purpose of carrying special access traffic. All other Channel Terminations will be denoted as a Non-End User Channel Termination.

Enhanced DSR Node

See also the definition of Node following. The term enhanced DSR node denotes a node made available after March 20, 2003 that provides additional feature functionality that is not available with the existing first-generation DSR nodes. Enhanced DSR nodes are capable of supporting DS1 and Gigabit Ethernet ports at the OC12, OC48 and OC192 levels.

Entrance Facility

The term "Entrance Facility" denotes transport from the customer designated premises to the serving wire center of the customer premises or to an alternate wire center negotiated with the Telephone Company.

Entry Switch

See First Point of Switching.

ACCESS SERVICE

2. General Regulations (Cont'd)2.6 Definitions (Cont'd)Envelope Delay Distortion

The term "Envelope Delay Distortion" denotes a measure of the linearity of the phase versus frequency of a channel.

Equal Level Echo Path Loss

The term "Equal Level Echo Path loss" (ELEPL) denotes the measure of Echo Path Loss (EPL) at a 4-wire interface which is corrected by the difference between the send and receive Transmission Level Point (TLP) [ELEPL = EPL - TLP (send) + TLP (receive)].

Estimated Cost

The term "Estimated Cost" denotes all estimated costs that will be incurred in providing a specific case of special construction, including any appropriate taxes.

Ethernet

The term "Ethernet" denotes a protocol provided over various media reflecting the two lowest layers of the Digital Network Architecture/Open Systems Interconnections (DNA/OSI) standard. This protocol provides for connectivity of computers, printers, workstations, terminals and other devices across Local Area Networks and Wide Area Networks (LANs & WANs). DNA/OSI standards are maintained by the American National Standards Institute.

Exchange

The term "Exchange" denotes a unit generally smaller than a Local Access and Transport Area, established by the Telephone Company for the administration of communications service in a specified area which usually embraces a city, town or village and its environs. It consists of one or more central offices together with the associated facilities used in furnishing communications service within that area. One or more designated exchanges comprise a given Local Access and Transport Area.

Exit Message

The term "Exit Message" denotes a SS7 message sent to an end office by the Telephone Company's tandem switch to mark the Carrier Connect Time when the Telephone Company's tandem switch sends an Initial Address Message to an Interexchange Customer.

Expanded Interconnection

The term "Expanded Interconnection" denotes space within or upon a serving wire center and a connection within the Telephone Company serving wire center between Telephone Company provided High Capacity Special Access Services and customer-provided fiber optic or microwave facilities and transmission equipment.

ACCESS SERVICE

2. General Regulations (Cont'd)2.6 Definitions (Cont'd)Expected Measured Loss

The term "Expected Measured Loss" denotes a calculated loss which specifies the end-to-end 1004-Hz loss on a terminated test connection between two readily accessible manual or remote test points. It is the sum of the inserted connection loss and test access loss including any test pads.

Extensible Markup Language (XML)

The term "Extensible Markup Language (XML)" denotes a simple, very flexible text format that is used in the exchange of a wide variety of data on the Web and elsewhere.

Facilities

The term "Facilities" denotes telecommunications cables and equipment owned and utilized by the Telephone Company in the provision of service.

For Expanded Interconnection, the term "Facilities" denotes telecommunications cables and equipment owned/leased and used solely by the customer in connection with its multiplexing node.

Facility Signaling Point of Interconnection (FSPOI)

The term "Facility Signaling Point of Interconnection" or "FSPOI" denotes a Telephone Company-designated central office transport termination point used in connection with the provision of a dedicated Signal Transfer Point (STP) Link used for STP Access.

FES Extension Hub

The term "FES Extension Hub" denotes a serving wire center suitably equipped with integrated interoffice fiber facilities capable of connecting FairPoint Enterprise Services to Voice Grade, DIGIROUTESM digital service II (DDS II) or High Capacity Services.

FES Hub

The term "FES Hub" denotes a wire center in which FairPoint Enterprise Services grooming or FES functions are performed.

FES Fractional DS1

The term "FES Fractional DS1" denotes a digital channel provided over the bandwidth of adjacent (contiguous) channels through a common interface at transmission rates of 128.0, 256.0, 384.0, 512.0 and 768.0 kbps.

ACCESS SERVICE

2. General Regulations (Cont'd)2.6 Definitions (Cont'd)Fiber Path Diversity

The term "Fiber Path Diversity" denotes the provision of service using at least two fibers placed on physically separate paths (i.e., different conduit runs that do not pass through the same manhole(s)). The cable paths are separated by at least 25 feet.

Field Identifier

The term "Field Identifier" denotes two to four characters that are used on service orders to convey specific instructions. Field Identifiers may or may not have associated data. Selected Field Identifiers are used in Telephone Company billing systems to generate nonrecurring charges.

First Come - First Served

The term "First Come - First Served" denotes a procedure followed when the first service order received will be the first service order processed. An order is considered to be received when the Telephone Company has complete and accurate information, as required for the services ordered under other sections of this tariff, to accept and process the order.

First Point of Switching

The term "First Point of Switching" denotes the first Telephone Company location at which switching occurs on the terminating path of a call proceeding from the customer's premises to the terminating end office and, at the same time, the last Telephone Company location at which switching occurs on the originating path of a call proceeding from the originating end office to the customer's premises.

Flexible Automatic Number Identification (Flexible ANI)

The term "Flexible Automatic Number Identification" denotes an optional feature or Basic Service Element that provides additional values for the information indicator digits available with the ANI feature on originating calls. These additional digits identify the type of line that is originating the call for billing, screening and routing purposes.

Fractional OC# Interface

The term "Fractional OC# Interface" denotes a feature of IntelliBeam Entrance Facility (IEF) that provides either an OC3, OC12 OC48 optical network interface at the customer's designated premises. Capacity is ordered and billed in increments of STS1.

Frequency Shift

The term "Frequency Shift" denotes the change in the frequency of a tone as it is transmitted over a channel.

ACCESS SERVICE

2. General Regulations (Cont'd)2.6 Definitions (Cont'd)Geographically Averaged Rate (GAR)

The term "Geographically Averaged Rate" denotes a situation in which the rates and charges for a service offering, for which there is no demand, are developed based upon the average rate for more than one study area. Upon receipt of a request for service, the current geographically averaged rates will be redeveloped to include the new study area.

For example, study areas A, B, and C have been geographically averaged. Geographically averaged rates for A and B were developed based upon the aggregate revenue and demand, while area C, marked GAR, has no current demand. Should C receive a request for service, the current geographically averaged rates will be redeveloped to include C's revenue and demand. The redeveloped rates and charges will now be applicable to customers in A, B, and C.

ACCESS SERVICE

2. General Regulations (Cont'd)2.6 Definitions (Cont'd)Grandfathered

The term "Grandfathered" denotes Terminal Equipment, Multiline Terminating Systems and Protective Circuitry directly connected to the facilities utilized to provide services under the provisions of this tariff, and which are considered grandfathered under Part 68 of the F.C.C.'s Rules and Regulations.

Grooming

The term "Grooming" denotes a function which connects up to 24 FES DSO channels to a single FES DS1 channel or a single 1.544 Mbps High Capacity Service at a FES Hub; one or more FES Fractional DS1 Channels, not to exceed a combined bit rate of the 1.544 Mbps of bandwidth provided with the FES DS1 channel, to a single FES DS1 channel at a FES Hub; or up to 28 channels (i.e., FES DS1, 1.544 Mbps or a combination of FES DS1 and 1.544 Mbps) to or from a single FES DS3 channel at a FES Hub.

Host Customer

The term "Host Customer" denotes a customer who authorizes a Service User to connect a Special Access, Switched Access or Common Channel Signaling Access service(s) to its multiplexed High Capacity, IDSRs, DSRs, or its groomed FairPoint Enterprise DS1 or DS3 Service under the terms and conditions specified in this tariff for a Shared Billing Arrangement.

Host Office

The term "Host Office" denotes an electronic switching system which provides call processing capabilities for one or more Remote Switching Modules or Remote Switching Systems.

Host Processor

The term "Host Processor" denotes a centrally located Telephone Company device which controls the flow of information (i.e., change of status) to or from a designated monitoring location.

IDSR Customer Surveillance Point

The term "IDSR Customer Surveillance Point" denotes a wire center through which surveillance information is accessible to a customer for its Telephone Company provided IDSR network elements.

ACCESS SERVICE

2. General Regulations (Cont'd)2.6 Definitions (Cont'd)Immediately Available Funds

The term "Immediately Available Funds" denotes a corporate or personal check drawn on a bank account and funds which are available for use by the receiving party on the same day on which they are received and include U.S. Federal Reserve bank wire transfers, U.S. Federal Reserve notes (paper cash), U.S. coins and U.S. Postal Money Orders.

Impedance Balance

The term "Impedance Balance" denotes the method of expressing Echo Return Loss and Singing Return Loss at a 4-wire interface whereby the gains and/or loss of the 4 wire portion of the transmission path, including the hybrid, are not included in the specification.

Impulse Noise

The term "Impulse Noise" denotes any momentary occurrence of the noise on a channel over a specified level threshold. It is evaluated by counting the number of occurrences which exceed the threshold.

ACCESS SERVICE

2. General Regulations (Cont'd)2.6 Definitions (Cont'd)Individual Case Basis

The term "Individual Case Basis" denotes a condition in which the regulations, if applicable, rates and charges for an offering under the provisions of this tariff are developed based on the circumstances in each case.

Initial Address Message

The term "Initial Address Message" denotes a SS7 message sent in the forward direction to initiate trunk set up with the busying of an outgoing trunk which carries the information about that trunk along with other information relating to the routing and handling of the call to the next switch.

Initial Liability Period

The term "Initial Liability Period" denotes the initial planning period during which the customer expects to place specially constructed facilities in service.

Inserted Connection Loss

The term "Inserted Connection Loss" denotes the 1004 Hz power difference (in dB) between the maximum power available at the originating end and the actual power reaching the terminating end through the inserted connection.

Installed Cost

The term "Installed Cost" denotes the total investment (estimated or actual) required by the Telephone Company to provide specially constructed facilities.

Integrated Services Digital Network (ISDN)

The term "Integrated Services Digital Network (ISDN)" denotes a network which uses digital technology to support integrated voice and data services through standard interfaces.

Integrated Services Digital Network (ISDN) Primary Service

The term "Integrated Services Digital Network (ISDN) Primary Service" denotes a Telephone Company exchange service which provides a 1.544 Mbps digital path between ISDN compatible customer premises equipment and an ISDN equipped Telephone Company central office. ISDN Primary Service permits incoming dialed calls from the network to reach a specific station line of a PBX or other customer premises equipment without the assistance of an attendant.

IntelliBeam Broadband Transport (IBT)

The term "IntelliBeam Broadband Transport (IBT) " denotes a high speed, synchronous optical fiber-based, full duplex data transmission service.

ACCESS SERVICE

2. General Regulations (Cont'd)2.6 Definitions (Cont'd)IntelliBeam Dedicated SONET Ring (IDSR) ATM Port

IDSR is a private Telephone Company provided SONET network dedicated to a specific customer. An IDSR ATM Port is a connection to the network-based ATM switch from an IDSR network, and requires that the IDSR Extension be terminated in the central office where the ATM switch is located.

IntelliBeam Entrance Facility (IEF)

The term "IntelliBeam Entrance Facility (IEF)" denotes an alternative service that enhances channel termination survivability.

IntelliBeam Service

The term "IntelliBeam Service" denotes a SONET based service that have a high level of performance guarantee.

Interexchange Carrier (IC) or Interexchange Common Carrier

The terms "Interexchange Carrier" (IC) or "Interexchange Common Carrier" denotes any individual, partnership, association, joint-stock company, trust, governmental entity or corporation engaged for hire in interstate or foreign communication by wire or radio, between two or more exchanges.

Interim Inter-switch Signaling Protocol

Interim Inter-switch Signaling Protocol (IISP), which is similar to the User Network Interface (UNI), allows inter-network connectivity through the use of Switched Virtual Circuits.

Intermediate Hub

The term "Intermediate Hub" denotes a wire center, that provides multiplexing, which can serve itself and one or more wire centers within the LATA. In an Intermediate Hub (wire center), a SONET, DS3 or DS1 facility can be multiplexed and the individual Switched Access channels terminated at customer designated end office or access tandem switches within the local serving area of that wire center. The individual Special Access channels are terminated at customer designated premises located within the local serving area of that wire center. Individual Special Access channels can be extended through any designated wire center(s) subtending the Intermediate Hub within the LATA to terminate at customer designated premises located within the local serving area of each wire center.

ACCESS SERVICE

2. General Regulations (Cont'd)2.6 Definitions (Cont'd)Intermodulation Distortion

The term "Intermodulation Distortion" denotes a measure of the nonlinearity of a channel. It is measured using four tones, and evaluating the ratios (in dB) of the transmitted composite four-tone signal power to the second-order products of the tones (R2), and the third-order products of the tones (R3).

International Code Designator (ICD) Address

This is an addressing scheme administered by the British Standards Institute. The Telephone Company has been assigned a unique block of addresses that it will assign to each UNI provisioned with Switched Virtual Circuits for its customers. Each address consists of 11 bytes, two of which are reserved for customer use. This is the only addressing scheme that will be recognized by the Company's Cell Relay Network.

Internet Protocol (IP) Signaling

The term "Internet Protocol (IP) Signaling" denotes a packet data-oriented protocol used for communicating call signaling information.

Internetwork Carrier

The term "Internetwork Carrier" denotes any individual, partnership, association, joint-stock company, trust, government entity or corporation engaged for hire in transport of packet data between packet networks.

Interstate Communications

The term "Interstate Communications" denotes both interstate and foreign communications.

IntraLATA Presubscription Primary Interexchange Carrier (ILP PIC)

The term "IntraLATA Presubscription Primary Interexchange Carrier" (ILP PIC) denotes the carrier selected by an Exchange Service customer as the presubscribed carrier of that customer's IntraLATA toll calls.

Intrastate Communications

The term "Intrastate Communications" denotes any communications within a state subject to oversight by a state regulatory commission as provided by the laws of the state involved.

ACCESS SERVICE

2. General Regulations (Cont'd)2.6 Definitions (Cont'd)Intrastate Presubscription Primary Interexchange Carrier (ISP PIC)

The term "Intrastate Presubscription Primary Interexchange Carrier" (ISP PIC) denotes the carrier selected by an Exchange Service customer as the presubscribed carrier of that customer's intrastate toll calls.

Kilopacket

The term "Kilopacket" denotes one thousand packets.

LAPD Protocol

The term "LAPD Protocol" denotes an international protocol, Link Access Procedure-D, that defines the interface between the customer's equipment and packet network Data Terminating Equipment (DTE) and between packet networks. LAPD Protocol is also a reference to the section of the published international recommendations established by the Consultative Committee for International Telephone and Telegraph (CCITT).

Legal Holiday

The term "Legal Holiday" denotes days other than Saturday or Sunday on which the Telephone Company is normally closed. These include New Year's Day, Independence Day, Labor Day, Veterans' Day, Thanksgiving Day, Christmas Day and a day when Washington's Birthday, Memorial Day or Columbus Day is legally observed and other locally observed holidays when the Telephone Company is closed.

Line

The term "Line" denotes a single electrical path between a Telephone Company wire center and a point at the customer's premises. The electrical path of a line has a transmission capability in the frequency range of 300 to 30000 Hz.

Line-Side Connection

The term "Line-Side Connection" denotes a connection of a transmission path to the line side of a local exchange switching system.

ACCESS SERVICE

2. General Regulations (Cont'd)2.6 Definitions (Cont'd)Local Access and Transport Area

The term "Local Access and Transport Area" denotes a geographic area established for the provision and administration of communications service. It encompasses one or more designated exchanges, which are grouped to serve common social, economic and other purposes.

Local Area Network

A short-distance data communications network (typically within a building or campus) used to link together computers and other electronic devices.

Local Calling Area

The term "Local Calling Area" denotes a geographical area, as defined in the Telephone Company's Local and/or General Exchange Service tariff, in which an end user (Telephone Exchange Service subscriber) may complete a call without incurring MTS charges.

Local Exchange Carrier

The term "Local Exchange Carrier" denotes any individual, partnership, association, joint-stock company, trust, governmental entity or corporation, which is subject to oversight by a state regulatory commission, and is engaged for hire in providing local exchange service under tariff within the operating territory of the Telephone Company.

Local Tandem Switch

The term "Local Tandem Switch" denotes a local Telephone Company switching unit by which local or access telephonic communications are switched to and from an End Office Switch.

Logical Channel

The term "Logical Channel" denotes a communications path that allows simultaneous transmission of sequenced data packets or cells through the network.

Loop Around Test Line

The term "Loop Around Test Line" denotes an arrangement utilizing a Telephone Company central office to provide a means to make certain two-way transmission tests on a manual basis. This arrangement has two central office terminations, each reached by means of separate telephone numbers and does not require any specific customer premises equipment. Equipment subject to this test arrangement is at the discretion of the customer.

ACCESS SERVICE

2. General Regulations (Cont'd)2.6 Definitions (Cont'd)Loss Deviation

The term "Loss Deviation" denotes the variation of the actual loss from the designed value.

Major Fraction Thereof

The term "Major Fraction Thereof" is any period of time in excess of 1/2 of the stated amount of time. As an example, in considering a period of 24 hours, a major fraction thereof would be any period of time in excess of 12 hours exactly. Therefore, if a given service is interrupted for a period of thirty-six hours and fifteen minutes, the customer would be given a credit allowance for two twenty-four hour periods for a total of forty-eight hours.

Maritime Radio Common Carriers (MRCCs)

The term "Maritime Radio Common Carriers (MRCCs)" denotes carriers which are regulated under Part 81 of the Federal Communications Commission's Rules and Regulations.

Maximum Burst Size (MBS)

The term "Maximum Burst Size" denotes the consecutive number of ATM cells that can enter the ATM Cell Relay Service network above the Sustained Cell Rate level and below the Peak Cell Rate level.

Maximum Termination Liability

The term "Maximum Termination Liability" denotes the maximum amount which may be billed if all services using specially constructed facilities are terminated prior to the expiration of the Maximum Termination Liability Period.

Maximum Termination Liability Period

The term "Maximum Termination Liability Period" denotes the length of time during which a termination charge may apply if all services using specially constructed facilities are terminated. The liability period is equal to the average account life of the specially constructed facilities. When the construction involves multiple classes of plant with differing lives, the liability period is equal to the weighted average of the account lives involved in the special construction case, using nonrecoverable investment as the basis for weighting.

Example

\$20,000, \$10,000 and \$5,000 nonrecoverable investments with average account lives of 8, 18 and 25 years, respectively, are involved in the same special construction case. The maximum termination liability period would be 13.3 years.

$$\begin{array}{rcl}
 20,000 \times 8 & = & 160,000 \\
 10,000 \times 18 & = & 180,000 \\
 \underline{5,000 \times 25} & = & \underline{125,000} \\
 35,000 & & 465,000
 \end{array}
 \qquad
 \begin{array}{rcl}
 & & \underline{465,000} \\
 & & 35,000 \\
 & & = 13.3
 \end{array}$$

The duration of the maximum termination liability period will be specified in the tariff.

Message

The term "Message" denotes a "call" as defined preceding.

ACCESS SERVICE

2. General Regulations (Cont'd)2.6 Definitions (Cont'd)Metropolitan Statistical Area (MSA)

The term "Metropolitan Statistical Area (MSA)" denotes a prescribed geographic area comprised of Telephone Company wire centers which have been grouped together.

Milliwatt (102 Type) Test Line

The term "Milliwatt (102 Type) Test Line" denotes an arrangement in an end office which provides a 1004 Hz tone at 0 dBm0 for one-way transmission measurements towards the customer's premises from the Telephone Company end office.

Minimum Divergence Access Service

The term "Minimum Divergence Access Service" denotes a network arrangement available in specified end-offices whereby Interexchange Carrier traffic is routed to an access tandem which will access a database to determine the end user's Primary Interexchange Carrier. Although not required by the Federal Communications Commission's Allocation Plan, end user presubscription, as set forth in 13.3.3 following, will be provided. A uniform 101XXXX access code will not be available in end offices where Minimum Divergence Access Service is provided.

Modification of Final Judgment (MFJ)

The term "Modification of Final Judgment (MFJ)" denotes the consent decree approved by the U.S. District Court in United States v. Western Electric and A.T.&T., 552 F. Supp 171 (D.D.C.) 1982.

Multi-Frequency (MF) Signaling

The term "Multi-Frequency (MF) Signaling" denotes an in-band signaling method in which call signaling information is transmitted between network switches using the same voiceband channel used for voice.

Multiplexing Node

The term "Multiplexing Node" denotes a location in the Telephone Company serving wire center in which an Expanded Interconnection customer may locate certain multiplexing transmission equipment served by a customer's fiber optic cable or microwave facilities as specified in Section 28. following.

Native Ethernet

The term "Native Ethernet" denotes an Ethernet transmission that is not carried within a SONET signal.

ACCESS SERVICE

2. General Regulations (Cont'd)2.6 Definitions (Cont'd)Net Salvage

The term "Net Salvage" denotes the estimated scrap, sale, or trade-in value, less the estimated cost of removal. Cost of removal includes the costs of demolishing, tearing down, or otherwise disposing of the material and any other applicable costs. Since the cost of removal may exceed salvage value, net salvage may be negative.

Network Access Ports

The term "Network Access Ports" denotes the circuit termination points on the digital cross-connect system devices associated with FairPoint Enterprise Network Reconfiguration Service.

Network Address

The term "Network Address" denotes numeric characters used to identify the origination or destination point of each virtual circuit within a packet or cell network. The term Network Address is synonymous with Data Terminal Number.

Network Control Signaling

The term "Network Control Signaling" denotes the transmission of signals used in the telecommunications system which perform functions such as supervision (control, status, and charge signals), address signaling (e.g., dialing), calling and called number identifications, rate of flow, service selection error control and audible tone signals (call progress signals indicating re-order or busy conditions, alerting, coin denominations, coin collect and coin return tones) to control the operation of the telecommunications system.

ACCESS SERVICE

2. General Regulations (Cont'd)2.6 Definitions (Cont'd)Network Controller

The term "Network Controller" denotes the central computer system used with FairPoint Enterprise Network Reconfiguration Service to control the reconfiguration of customer private line networks provisioned through digital cross-connect system devices.

Network Controller Access

The term "Network Controller Access" denotes a method for the customer to access the centrally located network controller which provides customers with the management and control functions for FairPoint Enterprise Network Reconfiguration Service.

Network Interface Device (NID)

The term "Network Interface Device" denotes any Company provided means of interconnection of end user customer premises wiring to the Local Exchange Carrier's distribution plant, such as a cross connect device used for that purpose.

ACCESS SERVICE

2. General Regulations (Cont'd)2.6 Definitions (Cont'd)Node

The term "Node" denotes a DSR rate element and a designation of either a customer location or Telephone Company wire center on a SONET ring that has ADM capability. It is also the address of where a channelized (lower speed) service originates or terminates on a ring. Generally, the ring capacity determines the type of node. For DSR, see also Enhanced DSR Node.

Non-Competitive County

The term "Non-Competitive County" denotes the geographic unit of a county or county-equivalent that failed a competitive market test specified by the FCC (excluding those that were granted Phase II, Level 2 pricing flexibility prior to June 1, 2017 and thus are defined as "Competitive Counties").

ACCESS SERVICE

2. General Regulations (Cont'd)2.6 Definitions (Cont'd)Noncontiguous Time Slots

The term "Noncontiguous Time Slots" denotes time slots within a common interface that are not adjacent or sequential however the channel assignment order is maintained.

Non-End User Channel Termination (Non-EU Chan Term)

The term "Non-End User Channel Termination" denotes all other channel termination excluded by the definition of End User Channel Termination.

Nonrecoverable Cost

The term "Nonrecoverable Cost" denotes the cost of specially constructed facilities for which the Telephone Company has no foreseeable use should the service be terminated.

Non-Standard Premises

The term "Non-Standard Premises" denotes a free-standing structure, e.g., a billboard or communication, electrical or water tower, which is used for an antenna site. See also Premises.

Nonsynchronous Test Line

The term "Nonsynchronous Test Line" denotes an arrangement in step-by-step end offices which provides operational tests which are not as complete as those provided by the synchronous test lines, but can be made more rapidly.

Normal Construction

The term "Normal Construction" denotes all facilities the Telephone Company would normally use to provide service in the absence of a requirement for special construction.

Normal Cost

The term "Normal Cost" denotes the estimated cost to provide services using normal construction.

North American Numbering Plan

The term "North American Numbering Plan" denotes a three-digit area (Numbering Plan Area) code and a seven-digit telephone number made up of a three-digit Central Office code plus a four-digit station number.

ACCESS SERVICE

2. General Regulations (Cont'd)2.6 Definitions (Cont'd)Octet

The term "Octet" denotes a continuous sequence of eight binary digits of information.

Off-hook

The term "Off-hook" denotes the active condition of Switched Access or a Telephone Exchange Service line.

On-hook

The term "On-hook" denotes the idle condition of Switched Access or a Telephone Exchange Service line.

Open Circuit Test Line

The term "Open Circuit Test Line" denotes an arrangement in an end office which provides an ac open circuit termination of a trunk or line by means of an inductor of several Henries.

Operator Services Provider

The term "Operator Services Provider" denotes the interstate provider of operator services to which an end user placing an operator assisted call is connected when the Presubscribed Interexchange Carrier designates a provider of operator services to handle its operator traffic.

ACCESS SERVICE

2. General Regulations (Cont'd)2.6 Definitions (Cont'd)Optical Carrier Rate (OC#)

The term "Optical Carrier Rate (OC#)" denotes a SONET transmission speed/signal, line rate or service. The rates are in multiples of OC1 which is equivalent to an STS1 (51.84 Mbps).

<u>OC Rate</u>	<u>Bandwidth Capacity</u>
3	155.52 Mbps
12	622.08 Mbps
48	2.488 Gbps
192	9.952 Gbps

Optical Carrier Rate Concatenated (OC#c)

The term "Optical Carrier Rate Concatenated (OC#c)" denotes a "clear channel" SONET transmission using only one framing format. Generally, an OC3 signal provides three STS1s frame formats with 3 overheads for a total capacity of 2268 bytes per Synchronous Payload Envelope (SPE) frame; in an OC3c signal, one STS3c frame format is used with one overhead, increasing the total payload capacity to 2340 bytes per SPE frame.

OC#+# (OC12+3, OC48+3, OC192+3, OC192+12 and OC192+48)

The term "OC#+#" denotes two nodes in a ring-on-ring design. For OC12+3, OC48+3 or OC192+3, the OC12 ADM, OC48 ADM or OC192 ADM is part of the true ring, and the OC3 ADM is connected for the purpose of mapping DS1s onto the STS1s of the OC12, OC48 or OC192. For the OC192+12 or OC192+48, the OC192 ADM is part of the true ring and the OC12 or OC48 ADM is connected for the purpose of mapping lower level services onto the channels of the OC192. When DSR is provided in a ring-on-ring design, the lower speed ring must have a minimum of two nodes located at either the customer designated premises or a Telephone Company wire center. Each lower speed node must be located at the same customer designated premises or Telephone Company wire center as their corresponding higher speed node.

ACCESS SERVICE

2. General Regulations (Cont'd)2.6 Definitions (Cont'd)Optical Line Terminating Multiplexing (OLTM)

The term "Optical Line Terminating Multiplexing (OLTM)" denotes an arrangement that converts a 135 Mbps or 560 Mbps channel capacity to three or twelve 44.736 Mbps channels, respectively, using digital time division multiplexing.

Originating Direction

The term "Originating Direction" denotes the use of Access Service for the origination of calls from an End User premises to a Customer's Premises.

Originating Point Code

The term "Originating Point Code" denotes the SS7 address of the originating Service Switching Point of the customer.

Oversubscription

The term "Oversubscription" denotes a condition where the sum of the effective bandwidth of the ATM CRS logical channels on an ATM CRS User Network Interface is greater than the actual bandwidth of the ATM CRS User Network Interface.

ACCESS SERVICE

2. General Regulations (Cont'd)2.6 Definitions (Cont'd)Packet

The term "Packet" denotes a continuous sequence of information, usually in binary form, which is switched through a packet network as an integral unit. A packet may include customer data, transmission or routing information and error control information.

Packet Switch

The term "Packet Switch" denotes the component of the packet switching network which performs the routing and switching functions.

Payphone Service Provider

The term "Payphone Service Provider" denotes an End User who subscribes to Public Telephone Service under the Telephone Company's general and/or local exchange service tariffs.

Peak Cell Rate (PCR)

The term "Peak Cell Rate (PCR)" denotes the maximum cell rate at which a burst can be transmitted over ATM CRS between the locations involved.

Permanent Facilities

The term "Permanent Facilities" denotes facilities providing service for one month or more.

Permanent Virtual Circuit

The term "Permanent Virtual Circuit" denotes a circuit which is the electronic equivalent of a private line between two destination network addresses.

Phase Jitter

The term "Phase Jitter" denotes the unwanted phase variations of a signal.

Point Code

The term "Point Code" denotes a nine digit numeric identifier that uniquely identifies a customer's SS7 capable switch.

ACCESS SERVICE

2. General Regulations (Cont'd)2.6 Definitions (Cont'd)Point of Termination

See Demarcation Point or Point of Demarcation.

Port

The term "Port" denotes a DSR rate element that specifies the interface at which a channelized or lower speed service terminates or originates at a DSR node.

Port Connection

The term "Port Connection" denotes a communications interface provided by the Telephone Company through which the customer or an authorized user is connected to the network.

Port Node

The term "Port Node" denotes an arrangement on a Dedicated SONET Ring (DSR) that interconnects the main DSR ring with a subtending DSR ring.

Premises

The term "Premises" denotes a building, or a portion of a building in a multitenant building, or buildings on continuous property (except Railroad Right-of-Way, etc.) not separated by a public highway. See also Non-Standard Premises.

Prepaid Calling Service Access

The term "Prepaid Calling Service Access" denotes a Feature Group D or CST BSA - Option 3 originating switched access service that enables customers to receive originating interLATA, interstate or international sent-paid traffic when the customer is selected by end users placing calls using a Prepaid Calling Service card.

Prepaid Calling Service Card

The term "Prepaid Calling Service Card" denotes a card available to end user customers in varying dollar denomination values that can be used in conjunction with Prepaid Calling Service Access to place prepaid interLATA, interstate or international sent-paid calls.

Prime Service Vendor

The term "Prime Service Vendor" denotes the status of the Telephone Company when contracting directly with the TSP customer.

ACCESS SERVICE

2. General Regulations (Cont'd)2.6 Definitions (Cont'd)Protocol

The term "Protocol" denotes a set of rules and procedures that permit the orderly exchange of information within and across a network.

Public Telephone Service

The term "Public Telephone Service" denotes a Public Access Smartline or Public Access Line which is provided under the Telephone Company's general and/or local exchange service tariff.

Query

The term "Query" denotes a database lookup which returns a valid customer identification code.

Radio Common Carriers (RCCs)

The term "Radio Common Carriers (RCCs)" denotes carriers which are regulated under Part 22 of the Federal Communications Commission's Rules and Regulations.

Radio Telephone Utilities (RTU)

The term "Radio Telephone Utilities (RTU)" denotes carriers (RCCs and Cellular Carriers) which are regulated under Part 22 of the Federal Communications Commission's Rules and Regulations for use of spectrum.

Radio Telephone Utilities (RTU) Interconnection

The term "Radio Telephone Utilities (RTU) Interconnection" denotes the arrangement by which the RTU interconnects with the Telephone Company. RTU Interconnections are provided from a Telephone Company End Office to an RTU Carrier or from a Telephone Company Access Tandem directly to an RTU Carrier. When service is provided from the Access Tandem, the Telephone Company does not provide end office local switching functions.

Recoverable Cost

The term "Recoverable Cost" denotes the cost of the specially constructed facilities for which the Telephone Company has a foreseeable reuse, either in place or elsewhere should the service be terminated.

ACCESS SERVICE

2. General Regulations (Cont'd)2.6 Definitions (Cont'd)Registered Equipment

The term "Registered Equipment" denotes the customer's premises equipment which complies with and has been approved within the Registration Provisions of Part 68 of the F.C.C.'s Rules and Regulations.

Remote Node

The term "Remote Node" denotes a Telephone Company building in which Remote Switching Modules and/or Remote Switching Systems are located.

Remote Switching Modules and/or Remote Switching Systems

The term "Remote Switching Modules and/or Remote Switching Systems" denotes small, remotely controlled electronic end office switches which obtain their call processing capability from an ESS or digital type Host Office. The Remote Switching Modules and/or Remote Switching Systems cannot accommodate direct trunks to a customer.

Reseller

The term "Reseller" denotes a customer which purchases telecommunications services from the Telephone Company for resale as telecommunications services to its own customers.

ACCESS SERVICE

2. General Regulations (Cont'd)2.6 Definitions (Cont'd)Return Loss

The term "Return Loss" denotes a measure of the similarity between the two impedances at the junction of two transmission paths. The higher the return loss, the higher the similarity.

Roof Space

The term "Roof Space" denotes an area on the roof or in the vicinity of the roof of a Telephone Company serving wire center used to install, maintain and operate an antenna, and required support structures.

Secure Socket Layer (SSL)

The term "Secure Socket Layer ("SSL)" denotes a security protocol that provides data encryption, server authentication, message integrity, and optional client authentication for a TCP/IP connection.

Service Control Point

The term "Service Control Point" denotes the SS7 node where Telephone Company databases (e.g. LIDB) reside.

Service Switching Point

The term "Service Switching Point" denotes a signaling point that has the capability of initiating database queries.

Service User

The term "Service User" denotes a customer who connects a Special Access, Switched Access or Common Channel Signaling Access service(s) to the multiplexed High Capacity, IDSR, DSR, or groomed FairPoint Enterprise DS1 or DS3 Service of a Host Customer under the terms and conditions specified in this tariff for a Shared Billing Arrangement.

Seven Digit Manual Test Line

The term "Seven Digit Manual Test Line" denotes an arrangement which allows the customer to select balance, milliwatt and synchronous test lines by manually dialing a seven digit number over the associated access connection.

ACCESS SERVICE

2. General Regulations (Cont'd)2.6 Definitions (Cont'd)Shared Billing Arrangement

The term "Shared Billing Arrangement" denotes a service arrangement whereby a Service User may connect subtending service(s) to a Host Customer's service, and the Telephone Company will undertake to maintain separate customer records and billing.

Short Circuit Test Line

The term "Short Circuit Test Line" denotes an arrangement in an end office which provides for an ac short circuit termination of a trunk or line by means of a capacitor of at least four microfarads.

Signal-to-C-Notched Noise Ratio

The term "Signal-to-C-Notched Noise Ratio" denotes the ratio in dB of a test signal to the corresponding C-Notched Noise.

Signaling Point

The term "Signaling Point" denotes a switch that is capable of supporting SS7 signaling.

Signaling Point of Interconnection

The term "Signaling Point of Interconnection" denotes the customer designated location, in the same LATA as the Telephone Company STP, where SS7 signaling information is exchanged between the Telephone Company and the customer.

ACCESS SERVICE

2. General Regulations (Cont'd)

2.6 Definitions (Cont'd)

Signaling System 7 (SS7) Network

The term "Signaling System 7 (SS7) Network" denotes a digital data network carrying signaling information which interfaces with the Telephone Company voice/data network for services using the American National Standards Institute (ANSI) Common Channel Signaling 7 (CCS7) signaling protocol.

Signaling Transfer Point

The term "Signaling Transfer Point" denotes a signaling point which routes and/or transfers signaling messages through the common channel signaling network.

Singing Return Loss

The term "Singing Return Loss" denotes the frequency weighted measure of return loss at the edges of the voiceband (200 to 500 Hz and 2500 to 3200 Hz), where singing (instability) problems are most likely to occur.

Special Order

The term "Special Order" denotes an order for a Billing and Collection Service.

(C)

SPOC Access

The term "SPOC Access" denotes a method for the customer to contact the Telephone Company Single Point of Contact center and arrange for management and control of its FairPoint Enterprise Services using FairPoint Enterprise Network Reconfiguration Service.

ACCESS SERVICE

2. General Regulations (Cont'd)2.6 Definitions (Cont'd)Subcontractor

The term "Subcontractor" denotes the status of the Telephone Company when contracting directly with a Prime Service Vendor to provide TSP to a customer.

Subtending End Office of an Access Tandem

The term "Subtending End Office of an Access Tandem" denotes an end office that has final trunk group routing through that tandem.

Subtending Ring

The term "Subtending Ring" denotes a Dedicated SONET Ring(DSR) Service that subtends (interconnects with) a DSR main ring.

Super-Intermediate Hub

The term "Super-Intermediate Hub" denotes a wire center that serves itself and/or subtending wire centers in an entire LATA or within one or more specific NPA(s) in a LATA for the provision of multiplexing a SONET, DS3 or DS1 facility. In this Super-Intermediate Hub (wire center) a SONET, DS3 or DS1 facility can be multiplexed and the individual channels terminated at customer designated end office or access tandem switches, or at customer designated premises located within the local serving area of this Super-Intermediate Hub. The individual channels can be extended through its subtending wire center(s) to terminate at customer designated premises located within the local serving area of each subtending wire center.

Super-Intermediate Hub locations for SONET services are the same Super-Intermediate Hub locations where DS3 to DS1 multiplexing is performed.

ACCESS SERVICE

2. General Regulations (Cont'd)

2.6 Definitions (Cont'd)

Super-Intermediate Hub (Cont'd)

A DS1 to Voice Super-Intermediate Hub serves the entire LATA in which it has been established.

A DS3 to DS1 Super-Intermediate Hub serves the entire LATA in which it has been established.

ACCESS SERVICE

2. General Regulations (Cont'd)2.6 Definitions (Cont'd)Sustainable Cell Rate (SCR)

The term "Sustainable Cell Rate (SCR)" denotes the normal (steady) rate of ATM variable bit rate traffic between traffic bursts.

Switched Virtual Circuit

The term "Switched Virtual Circuit" denotes a communications channel (logical channel) established on a switched basis as a result of the call establishment procedure via one network address calling another network address. The communications channel exists until the call is terminated by either the calling or called party.

Switching Point Code

The term "Switching Point Code" denotes a nine character, numeric code that identifies a switch that is supported by SS7 signaling.

ACCESS SERVICE

2. General Regulations (Cont'd)2.6 Definitions (Cont'd)Switching System

The term "Switching System" denotes the hardware and/or software utilized by the Telephone Company for the establishment and maintenance of a given central office.

Synchronous

The term "Synchronous" denotes a form of communications where characters or bits are sent in a continuous stream, with the beginning of one continuous with the end of the preceding one. Separation of one from another requires the receiver to maintain synchronization to a master timing signal.

Synchronous Digital Hierarchy

The term "Synchronous Digital Hierarchy" denotes the European equivalent of SONET for the transmission of high capacity bandwidth over optical facilities.

Synchronous Optical NETWORK (SONET)

The term "Synchronous Optical NETWORK (SONET)" is the North American Synchronous Optical Network standard for the transmission of high capacity bandwidth over optical facilities.

Synchronous Test Line

The term "Synchronous Test Line" denotes an arrangement in an end office which performs marginal operational tests of supervisory and ring-tripping functions.

Synchronous Transport Module Level (STM1)

The term "Synchronous Transport Module Level (STM1)" denotes the European equivalent of a SONET STS3 (155.52 Mbps) signal.

ACCESS SERVICE

2. General Regulations (Cont'd)2.6 Definitions (Cont'd)Synchronous Transport Signal Level (STS1)

The term "Synchronous Transport Signal Level (STS1)" denotes a 51.84 Mbps signal that is the electrical equivalent of the OC1 or a DS3 with additional Mbps devoted to SONET overhead information. An STS1 can carry a DS3 or 28 DS1s when specifically formatted (mapped). These DS1s may be accessed off-ring using DS3 to DS1 Multiplexing as set forth in Section 7. following or at an enhanced node via a DS3 Transmux port.

Tandem Switching Provider

The term "Tandem Switching Provider" denotes any individual, partnership, association, joint-stock company, trust, corporation, or governmental entity or other entity who orders the Local Transport Tandem Signaling Option.

ACCESS SERVICE

2. General Regulations (Cont'd)2.6 Definitions (Cont'd)Tandem Switched Transport

The term "Tandem Switched Transport" denotes transport of Switched Access Service to an end office that includes switching at a Telephone Company tandem.

Terminating Tandem-3rd Party

The term "Terminating Tandem-3rd Party" as used in this tariff refers to Terminating Tandem Switched Transport arrangements that include an access tandem and end office arrangement (including host-remote configurations) in which either the access tandem or the end office, but not both, are owned by a Consolidated Communications Operating Company ILEC.

Telecommunications Relay Service(TRS) Carriers

The term "Telecommunications Relay Service(TRS) Carriers" denotes companies/associations which provide two-way communications between an individual with a hearing or speech impairment who uses a Text Telephone or other nonvoice terminal, and an individual who does not use such a device.

Telecommunications Relay Service(TRS) Equal Access Interconnection

The term "Telecommunications Relay Service(TRS) Equal Access Interconnection" denotes the arrangement by which TRS Carriers interconnect with the Telephone Company to provide originating equal access to their end users. TRS Interconnection is provided from a TRS Carrier over Switched Access Entrance Facilities and Direct Trunked Transport facilities directly to a Telephone Company Access Tandem. the Telephone Company does not provide end office local switching functions with this interconnection arrangement.

Telecommunications Service Provider

The term "Telecommunications Service Provider" denotes interexchange carriers, operator service providers, enhanced service providers, and any other provider of interstate telecommunications service.

Termination Charge

The term "Termination Charge" denotes the portion of the Maximum Termination Liability that is applied as a nonrecurring charge when all services are discontinued prior to the expiration of the specified liability period.

Terminating Direction

The term "Terminating Direction" denotes the use of Access Service for the completion of calls from a Customer's Premises to an End User Premises.

ACCESS SERVICE

2. General Regulations (Cont'd)

2.6 Definitions (Cont'd)

Terminus Hub

The term "Terminus Hub" denotes a wire center in which a SONET, DS3 or DS1 facility can be multiplexed to individual channels. A Terminus Hub serves only customers in the wire center in which the multiplexing is performed.

Throughput

The term "Throughput" denotes the amount of information that can be moved through a port connection to and from a customer's computer or terminal during a specified time interval.

- High Throughput occurs at transmission rates of 9.6 or 56 kilobits per second.
- Low to Medium Throughput occurs at transmission rates of up to 9.6 kilobits per second.

(D)
|
|
|
(D)

Transmission Measuring (105 Type) Test Line/Responder

The term "Transmission Measuring (105 Type) Test Line/Responder" denotes an arrangement in an end office which provides far-end access to a responder and permits two-way loss and noise measurements to be made on trunks from a near end office.

ACCESS SERVICE

2. General Regulations (Cont'd)2.6 Definitions (Cont'd)Transmission Path

The term "Transmission Path" denotes an electrical path capable of transmitting signals within the range of the service offering, e.g., a voice grade transmission path is capable of transmitting voice frequencies within the approximate range of 300 to 3000 Hz. A transmission path is comprised of physical or derived channels consisting of any form or configuration of facilities used in the telecommunications industry.

Transmitter/Receiver Space

The term "Transmitter/Receiver Space" denotes an area designated by the Telephone Company either in its serving wire center or on its roof used to install, maintain and operate transmitter and receiver equipment and/or other necessary equipment related to transmitter/receiver equipment to support Microwave Expanded Interconnection.

Transmuxing

The term "Transmuxing" denotes the function of a DSR DS3 Transmux port that performs a DS3 to DS1 conversion at a DSR Enhanced Node. The DS3 to DS1 conversions allows a single DSR DS3 Transmux port to be associated with up to twenty-eight (28) VT1.5 mapped DSR DS1 ports. Transmuxing within the DSR network retains DS1 visibility allowing for full, proactive maintenance capability of DS1 signals.

ACCESS SERVICE

2. General Regulations (Cont'd)2.6 Definitions (Cont'd)Trunk

The term "Trunk" denotes a single transmission path in the frequency bandwidth of approximately 300 to 3000 Hz connecting two switching systems in a network, used in the establishment of an end-to-end connection.

Trunk Circuit Identification Code (TCIC)

The term "Trunk Circuit Identification Code" denotes the number assigned to each switched trunk to identify it to the SS7 signaling system.

Trunk Group

The term "Trunk Group" denotes a set of trunks which are traffic engineered as a unit for the establishment of connections between switching systems in which all of the communications paths are interchangeable.

Trunk-Side Connection

The term "Trunk-Side Connection" denotes the connection of a transmission path to the trunk side of a local exchange switching system.

Two-Wire to Four-Wire Conversion

The term "Two-Wire to Four-Wire Conversion" denotes an arrangement which converts a four-wire transmission path to a two-wire transmission path to allow a four-wire facility to terminate in a two-wire entity (e.g., a central office switch).

Uniform Service Order Code (USOC)

The term "Uniform Service Order Code" denotes a three or five character alphabetic, numeric, or an alphanumeric code that identifies a specific item of service or equipment. Uniform Service Order Codes are used in the Telephone Company billing system to generate nonrecurring rates and nonrecurring charges.

ACCESS SERVICE

2. General Regulations (Cont'd)2.6 Definitions (Cont'd)Unspecified Bit Rate (UBR)

The term Unspecified Bit Rate (UBR) denotes an ATM class of service that provides for a bursty, not steady, flow of data with varying bandwidth requirements (e.g., Local Area Network traffic) for both Virtual Channel Connections and Virtual Path Connections. UBR is the lowest class of service and has no quality of service parameters or effective bandwidth.

User Service Information (USI) Parameter

The term "User Service Information (USI) Parameter" denotes a mandatory SS7 parameter which carries bearer capability information. It is contained in the SS7 Initial Address Message and is used for call routing. The USI Parameter specifies the transmission requirements of a call.

V&H Coordinates Method

The term "V & H Coordinates Method" denotes a method of computing airline miles between two points by utilizing an established formula which is based on the vertical and horizontal coordinates of the two points.

Vertical Service

The term "Vertical Service" denotes an Access Service which is provided in conjunction with (or vertical to) Special Access Service at a Telephone Company Hub. The function of a vertical service is to connect two or more Services to create a two-point Special Access Service between customer designated premises.

Virtual Channel Identifier

The term "Virtual Channel Identifier" denotes the field in the ATM cell header that identifies a particular virtual channel.

Virtual Circuit

The term "Virtual Circuit" denotes a logical channel established as a result of the call establishment procedure to a network address that exists for a period of time until either end of the circuit initiates the call clearing procedures.

ACCESS SERVICE

2. General Regulations (Cont'd)2.6 Definitions (Cont'd)Virtual Path Identifier

The term "Virtual Path Identifier" denotes the field in the ATM cell header that identifies a particular virtual path.

Virtual Tributary (VT)

The term "Virtual Tributary (VT)" denotes a SONET structure designed for transport of Sub-STS1 payloads. A DS1 is mapped into the SONET format using a VT1.5 as a packaging mechanism that is internal to the SONET signal.

VoIP-PSTN Access Traffic

VOIP-PSTN Access Traffic - VoIP-PSTN Access Traffic is the access traffic exchanged between the Company and the Customer in time division multiplexing ("TDM") format that originates and/or terminates in Internet protocol ("IP") format. Traffic originates and/or terminates in IP format if it originates from and/or terminates to an end user customer of a service that requires Internet protocol compatible customer premises equipment.

WATS Serving Office

The term "WATS Serving Office" denotes a telephone company designated serving wire center where switching, screening and/or recording functions are performed in connection with the closed-end of WATS or WATS-type services.

Wire Center

The term "Wire Center" denotes a building in which one or more central offices, used for the provision of Telephone Exchange Services, are located.

X.25 Protocol

The term "X.25 Protocol" denotes an international protocol that defines the interface between the customer's equipment and a public packet network Data Circuit Terminating Equipment for public packet switched networks. It is a reference to the section of the published international recommendations established by the International Telephone and Telegraph Consultative Committee ("CCITT") where this particular type of protocol generally monitors electrical interface, error checking etc.

X.75 Protocol

The term "X.75 Protocol" denotes an international protocol that defines the interface between public packet data networks. The X.75 protocol is also a reference to the section of the published international recommendations established by the International Telephone and Telegraph Consultative Committee ("CCITT").

ACCESS SERVICE

2. General Regulations (Cont'd)2.7 [Reserved for Future Use]2.8 Service Level Agreements2.8.1 Basic Service Level Agreements (Basic SLAs)

Regulations pertaining to Basic SLAs are contained in this tariff as specified following:

<u>Description</u>	<u>Tariff Reference</u>
Credit Allowance for Service Interruptions	2.8.1.1
Service Provisioning Warranty	2.8.1.2

ACCESS SERVICE

2. General Regulations (Cont'd)2.8 Service Level Agreements (Cont'd)2.8.1 Basic Service Level Agreements (Basic SLAs) (Cont'd)2.8.1.1 Credit Allowance for Service Interruptions(A) General

A service is interrupted when it becomes unusable to the customer, e.g. the customer is unable to transmit or receive, because of a failure of a facility component used to furnish service under this tariff or in the event that the protective controls applied by the Telephone Company result in the complete loss of service by the customer as set forth in 6.5.1 following. Except when FairPoint Enterprise Service is provided, an interruption period starts when an inoperative service is reported to the Telephone Company and ends when the service is operative. For FairPoint Enterprise Service, an interruption period starts when the Company's Network detects that the service is inoperative and, if required, the customer releases the circuit for repair, or when the customer reports to the Telephone Company that the service is inoperative. The interruption period ends when the service is operative.

The Telephone Company will initiate a trouble ticket on all service outages reported by the customer or, in the case of FairPoint Enterprise Services, detected by the Company's Network; identify the cause; and apply the corresponding trouble code. Based on the trouble code assigned, and subject to Section 2.8.4(B) following, credit shall apply as set forth in (B) following.

ACCESS SERVICE

2. General Regulations (Cont'd)

2.8 Service Level Agreements (Cont'd)

2.8.1 Basic Service Level Agreements (Basic SLAs) (Cont'd)

2.8.1.1 Credit Allowance for Service Interruptions (Cont'd)

(B) When a Credit Allowance Applies

Subject to Section 2.8.4(B) following, in case of an interruption to any service, allowance for the period of interruption shall be as follows:

- (1) For FairPoint Enterprise Network Reconfiguration Service, Non-Competitive Special Access Services other than Program Audio and Video Services, and Switched Access Service Entrance Facilities and Direct Trunked Transport facilities, no credit shall be allowed for an interruption of less than 30 minutes. The customer shall be credited for an interruption of 30 minutes or more at the rate of 1/1440 of the monthly charges for the facility or service for each period of 30 minutes or major fraction thereof, i.e., over 15 minutes, that the interruption continues for all services except as specified in Section 2.8.1.1 (B)(7) following. **(D)(C)**

The monthly charges used to determine the credit shall be as follows.

ACCESS SERVICE

2. General Regulations (Cont'd)

2.8 Service Level Agreements (Cont'd)

2.8.1 Basic Service Level Agreements (Basic SLAs) (Cont'd)

2.8.1.1 Credit Allowance for Service Interruptions (Cont'd)

(B) When a Credit Allowance Applies

(1) (Cont'd)

- (a) For two-point services, the monthly charge shall be the total of all the monthly rate element charges associated with the service (i.e., two end user channel terminations and optional features and functions). (C)(D)
- (b) For multipoint services and Special Access Service associated with Network Reconfiguration Service, the monthly charge shall be only the total of all the monthly rate element charges associated with that portion of the service that is inoperative (i.e., a channel termination per customer premises, channel mileage and optional features and functions).
- (c) For multiplexed service for switched access services, the monthly charge shall be the total of all the monthly rate element charges associated with that portion of the service that is inoperative. When the facility which is multiplexed or the multiplexer itself is inoperative, the monthly charge shall be the total of all the monthly rate element charges associated with the service (i.e., the channel termination, channel mileage and optional features and functions, including the multiplexer, on the facility to the Hub and the channel terminations, channel mileages and optional features and functions on the individual services from the Hub). When the service which rides a channel of the multiplexed facility is inoperative, the monthly charge shall be the total of all the monthly rate element charges associated with that portion of the service from the Hub to a customer premises (i.e., channel termination, channel mileage and optional features and functions). (C)

ACCESS SERVICE

2. General Regulations (Cont'd)2.8 Service Level Agreements (Cont'd)2.8.1 Basic Service Level Agreements (Basic SLAs) (Cont'd)2.8.1.1 Credit Allowance for Service Interruptions (Cont'd)(B) When a Credit Allowance Applies

(1) (Cont'd)

- (e) For Network Reconfiguration Service, the monthly charge shall be the total of all the monthly rate element charges associated with that portion of the service that is inoperative. Specifically, when the Network Controller is inoperative, the monthly charge shall be the applicable Network Controller Access Termination monthly rate element. When a digital cross-connect system is inoperative, the monthly charge shall be the applicable Network Access Ports monthly rate elements.
- (f) For Switched Access Service Entrance Facilities and Direct Trunked Transport Facilities, the monthly charge shall be the total of all the monthly rate element charges associated with that portion of the service that is inoperative, (e.g., if the Entrance Facility is inoperative, the customer will be credited at the appropriate monthly rate for the Entrance Facility and any Direct Trunked Transport provided over the inoperative Entrance Facility).
- (2) For Program Audio and Broadcast Video Special Access Services, no credit shall be allowed for an interruption of less than 30 seconds. The customer shall be credited for an interruption of 30 seconds or more as follows:
 - (a) For two-point services, when monthly rates are applicable, the credit shall be at the rate of 1/8640 of the monthly charges for the service for each period of 5 minutes or fraction thereof that the interruption continues.
 - (b) For two-point services, when daily rates are applicable, the credit shall be at the rate of 1/288 of the daily charges for the service for each period of 5 minutes or fraction thereof that the interruption continues.

(D)
|
(D)

ACCESS SERVICE

2. General Regulations (Cont'd)

2.8 Service Level Agreements (Cont'd)

2.8.1 Basic Service Level Agreements (Basic SLAs) (Cont'd)

2.8.1.1 Credit Allowance for Service Interruptions (Cont'd)

(B) When a Credit Allowance Applies

(2) (Cont'd)

- (c) For multipoint services, when monthly rates are applicable, the credit shall be at the rate of 1/8640 of the monthly charges for all channel terminations, channel mileages and optional features and functions that are inoperative for each period of 5 minutes or fraction thereof that the interruption continues.
- (d) For multipoint services, when daily rates are applicable, the credit shall be at the daily rate of 1/288 of the daily charges for all channel terminations, channel mileages and optional features and functions that are inoperative for each period of 5 minutes or fraction thereof that the interruption continues.
- (e) For multipoint services, the credit for the monthly or daily charges includes the charges for the distribution amplifier only when the distribution amplifier is inoperative.
- (f) When two or more interruptions occur during a period of 5 consecutive minutes, such multiple interruptions shall be considered as one interruption.

ACCESS SERVICE

2. General Regulations (Cont'd)

2.8 Service Level Agreements (Cont'd)

2.8.1 Basic Service Level Agreements (Basic SLAs) (Cont'd)

2.8.1.1 Credit Allowance for Service Interruptions (Cont'd)

(B) When a Credit Allowance Applies (Cont'd)

- (3) For Switched Access Service, other than Entrance Facilities and Direct Trunked Transport, no credit shall be allowed for an interruption of less than 24 hours. The customer shall be credited for an interruption of 24 hours or more at the rate of 1/30 of the sum of (a) any applicable monthly rates and (b) the assumed minutes of use charge, when applicable for the service involved, for each period of 24 hours or major fraction thereof that the interruption continues. (C)
- (4) The credit allowance for an interruption or for a series of interruptions shall not exceed the sum of (a) any applicable monthly rate or (b) the assumed minutes of use charge, whichever is applicable for the service involved, for the service interrupted in any one monthly billing period.
- (5) For certain Special Access Services (Wideband Data, Digital Data, DIGIROUTESM digital service II and High Capacity), any period during which the error performance is below that specified for the service will be considered as an interruption.
- (6) Service interruptions for Specialized Service or Arrangements provided under the provisions of Sections 10. or 12. following shall be administered in the same manner as those set forth in this Section 2.8.1.1 unless other regulations are specified with the individual case filing.

ACCESS SERVICE

2. General Regulations (Cont'd)2.8 Service Level Agreements (Cont'd)2.8.1 Basic Service Level Agreements (Basic SLAs) (Cont'd)2.8.1.1 Credit Allowance for Service Interruptions (Cont'd)(B) When a Credit Allowance Applies (Cont'd)

- (7) Under FAIRPOINT PERFORMANCE PLUS, Special Access High Capacity 1.544 and 44.736 Mbps* are guaranteed service restoral within one minute in the event of a service failure except as specified in Section 2.8.4(B) following. If this commitment is not met, a credit allowance of 100% of the monthly rate for the applicable rate elements of the affected service(s) will apply. Only one such credit is allowed in a single month's billing period. Credits for 44.736 Mbps end user channel terminations will be based upon the rate effective and rate band applicable to the customer at the time of service failure. (D)
(D)
(C)

* Section 2.8.1.1(B)(7) is not available for Special Access High Capacity 1.544 and 44.736 Mbps services (DS1 and DS3 services) installed after June 1, 2006. The preceding sentence applies to both DS1 and DS3 services that are provided on a month-to-month basis and DS1 and DS3 services that are provided under a Discount Plan (as defined below).

For DS1 and DS3 services installed on or before June 1, 2006, Section 2.8.1.1 (B)(7) will not be available as follows:

- (a) For DS1 or DS3 services provided on a month-to-month basis, after June 1, 2006.
- (b) For DS1 or DS3 services provided under a Discount Plan (as defined below), after the date of expiration, termination, or cancellation of the Discount Plan commitment period that is in effect on June 1, 2006.
- (c) For DS1 or DS3 services provided under a Discount Plan (as defined below) that are covered by a National Service Level Agreement Plan, during the period that a customer participates in such National Service Level Agreement Plan. The customer has the option to subscribe to a National Service Level Agreement Plan as set forth in Section 2.8.3 following. Nothing in this paragraph (c) shall in any way limit the effect of paragraph (b) preceding.

As used in this note, "Discount Plan" means any tariff arrangement for the provision of DS1 or DS3 services other than on a month-to-month basis.

ACCESS SERVICE

2. General Regulations (Cont'd)2.8 Service Level Agreements (Cont'd)2.8.1 Basic Service Level Agreements (Basic SLAs) (Cont'd)2.8.1.1 Credit Allowance for Service Interruptions (Cont'd)(B) When a Credit Allowance Applies (Cont'd)

(7) (Cont'd)

(D)
|
|
(D)

For services provided as part of a Shared Use Arrangement or provided under a Service Discount Plan, the same reduction or discount percentage will be applied to the credit allowance(s) specified above. For instance, if a DS1 Service is under a 24 month plan and is subject to a 5% discount, the applicable DS1 credit(s) listed above for a service interruption will also be subject to a 5% discount; or if a DS1 Service is being reduced by 1/24th as a result of a Shared Use Arrangement, the applicable DS1 credit(s) listed above for a service interruption will also be reduced by 1/24th.

- (8) For certain Non-competitive Special Access services, a Special Access Service Guarantee (SASG) credit allowance will apply in the event that such services experience a service interruption of four (4) or more consecutive hours except as specified in Section 2.8.4(B) following. The SASG credit allowance will apply to Metallic, Telegraph Grade, Voice Grade, monthly Program Audio and Video, Digital Data, WATS Access Line Service, DIGIROUTESM Digital Service II (DDS II) and High Capacity DS1 & DS3 Special Access services (collectively, Special Access Services).

(C)

The customer has the option to subscribe to a National SLA Plan as set forth in Section 2.8.3 following. When a customer subscribes to a National SLA plan, SASG credit allowances under this Section 2.8.1.1(B)(8) do not apply to services covered by the National SLA Plan.

If a Non-competitive Special Access Service is eligible for an SASG credit allowance, the Telephone Company shall provide the applicable credit amount as set forth in the table following. The Telephone Company shall bill customer the applicable monthly rate for the Special Access Service, and if customer is eligible to receive the SASG credit allowance, the customer shall receive the SASG credit in a later invoice. The SASG credit allowance is in addition to any other credit allowances available under this Section 2.8.1.1. The maximum amount of all credit allowances available under this Section 2.8.1.1 for a Special Access Service for a given billing period shall not exceed the total applicable monthly charge paid by the customer for such Special Access Service. The monthly charge will consist of all applicable rate elements charged to the circuit experiencing the service interruption. The SASG credit allowance can only be applied once per month on a per circuit basis. For multi-point circuits, the SASG credit allowance will apply to each leg of the circuit that experiences a service interruption.

(C)

ACCESS SERVICE

2. General Regulations (Cont'd)2.8 Service Level Agreements (Cont'd)2.8.1 Basic Service Level Agreements (Basic SLAs) (Cont'd)2.8.1.1 Credit Allowance for Service Interruptions (Cont'd)(B) When a Credit Allowance Applies (Cont'd)

(8) (Cont'd)

The SASG credit allowance for each applicable service is listed below and applies to all states:

<u>Service</u>	<u>SASG (per circuit)</u>
Metallic	\$ 10.00
Telegraph	20.00
Voice Grade	20.00
Program Audio (monthly)	
200 – 3500 Hz	10.00
100 – 5000 Hz	15.00
50 – 8000 Hz	20.00
50 – 15000 Hz	25.00
Video (monthly)	100.00
WATS Access Line	20.00
Digital Data/DDS II	
2.4 kbps	40.00
4.8 kbps	45.00
9.6 kbps	50.00
19.2 kbps	55.00
56.0 kbps	60.00
64.0 kbps	65.00
High Capacity	
DS1	160.00
DS3	400.00

ACCESS SERVICE

2. General Regulations (Cont'd)

2.8 Service Level Agreements (Cont'd)

2.8.1 Basic Service Level Agreements (Basic SLAs) (Cont'd)

2.8.1.1 Credit Allowance for Service Interruptions (Cont'd)

(B) When a Credit Allowance Applies (Cont'd)

- (9) For High Capacity Service and FairPoint Enterprise Service ordered with the Shared Billing Arrangement option, the Host Customer as well as each Service User must notify the Telephone Company of any service outage to receive a credit allowance.

(D)

(D)

(D)

ACCESS SERVICE

2. General Regulations (Cont'd)

2.8 Service Level Agreements (Cont'd)

2.8.1 Basic Service Level Agreements (Basic SLAs) (Cont'd)

2.8.1.1 Credit Allowance for Service Interruptions (Cont'd)

(B) When A Credit Allowance Applies (Cont'd)

(D)

(D)

ACCESS SERVICE

2. General Regulations (Cont'd)

2.8 Service Level Agreements (Cont'd)

2.8.1 Basic Service Level Agreements (Basic SLAs) (Cont'd)

2.8.1.1 Credit Allowance for Service Interruptions (Cont'd)

(C) When A Credit Allowance Does Not Apply

(T)

Services will not be eligible for credits when any of the conditions set forth in Section 2.8.4(B) following exist.

ACCESS SERVICE

2. General Regulations (Cont'd)2.8 Service Level Agreements (Cont'd)2.8.1 Basic Service Level Agreements (Basic SLAs) (Cont'd)2.8.1.1 Credit Allowance for Service Interruptions (Cont'd)(D) Use of an Alternative Service Provided by the Telephone Company

Should the customer elect to use an alternative service provided by the Telephone Company during the period that a service is interrupted, the customer must pay the tariffed rates and charges for the alternative service used.

(E) Temporary Surrender of a Service

In certain instances, the customer may be requested by the Telephone Company to surrender a service for purposes other than maintenance, testing or activity relating to a service order. If the customer consents, a credit allowance will be granted. The credit allowance will be 1/1440 of the monthly rate for each period of 30 minutes or fraction thereof that the service is surrendered. In no case will the credit allowance exceed the monthly rate for the service surrendered in any one monthly billing period.

ACCESS SERVICE

2. General Regulations (Cont'd)2.8 Service Level Agreements (Cont'd)2.8.1 Basic Service Level Agreements (Basic SLAs) (Cont'd)2.8.1.2 Service Provisioning Warranty

(A) General

The Telephone Company assures that when a customer orders certain Access Service, as specified in (B) following, service will be installed and available for customer use no later than the Confirmed Due Date as defined in Section 2.6 preceding.

Subject to Section 2.8.4(A) following, the failure of the Telephone Company to meet this Confirmed Due Date will result in the credit of all applicable nonrecurring charges for each Access Service associated with the missed commitment. All the nonrecurring charges for services subject to the Service Provisioning Warranty will be applied as a credit on the customer's first bill. The nonrecurring charges will be credited at the rate at which they are billed.

These credits of applicable nonrecurring charges for failure to meet the Confirmed Due Date are an exclusive remedy; and, are in lieu of any other claims as described in Section 2.1.3 preceding.

(B) Services Subject to the Service Provisioning Warranty

The following Access Services will be subject to the conditions of the Service Provisioning Warranty:

High Capacity 1.544 Mbps Service

High Capacity 44.736 Mbps Service

The customer has the option to subscribe to a National SLA Plan as set forth in Section 2.8.3 following. When a customer subscribes to a National SLA plan, credits under this Section 2.8.1.2 do not apply to services covered by the National SLA Plan.

(C) When a Credit Allowance Does Not Apply

Services will not be eligible for credits when any of the conditions set forth in Section 2.8.4(A) following exist.

2. General Regulations (Cont'd)

2.8 Service Level Agreements (Cont'd)

2.8.2 [Reserved for Future Use]

$$\begin{array}{c} \mathbf{(D)} \\ | \\ | \\ | \\ | \\ | \\ \mathbf{(D)} \end{array}$$

ACCESS SERVICE

2. General Regulations (Cont'd)

2.8 Service Level Agreements (Cont'd)

(D)

(D)

ACCESS SERVICE

2. General Regulations (Cont'd)

2.8 Service Level Agreements (Cont'd)

(D)

(D)

ACCESS SERVICE

2. General Regulations (Cont'd)

2.8 Service Level Agreements (Cont'd)

(D)

(D)

ACCESS SERVICE

2. General Regulations (Cont'd)

2.8 Service Level Agreements (Cont'd)

(D)

(D)

ACCESS SERVICE

2. General Regulations (Cont'd)

2.8 Service Level Agreements (Cont'd)

(D)

(D)

ACCESS SERVICE

2. General Regulations (Cont'd)

2.8 Service Level Agreements (Cont'd)

(D)

(D)

ACCESS SERVICE

2. General Regulations (Cont'd)

2.8 Service Level Agreements (Cont'd)

(D)

(D)

ACCESS SERVICE

2. General Regulations (Cont'd)

2.8 Service Level Agreements (Cont'd)

(D)

(D)

ACCESS SERVICE

2. General Regulations (Cont'd)

2.8 Service Level Agreements (Cont'd)

(D)

(D)

ACCESS SERVICE

2. General Regulations (Cont'd)

2.8 Service Level Agreements (Cont'd)

(D)

(D)

ACCESS SERVICE

2. General Regulations (Cont'd)

2.8 Service Level Agreements (Cont'd

(D)

(D)

ACCESS SERVICE

2. General Regulations (Cont'd)

2.8 Service Level Agreements (Cont'd)

(D)

(D)

ACCESS SERVICE

2. General Regulations (Cont'd)

2.8 Service Level Agreements (Cont'd)

(D)

(D)

ACCESS SERVICE

2. General Regulations (Cont'd)

2.8 Service Level Agreements (Cont'd)

2.8.3 National Service Level Agreements (National SLAs)

Regulations pertaining to National SLAs are contained in this tariff as specified following:

<u>Description</u>	<u>Tariff Reference</u>
[Reserved for Future Use]	2.8.3.1
[Reserved for Future Use]	2.8.3.2
[Reserved for Future Use]	2.8.3.3

(D)

2.8.3.1 [Reserved for Future Use]

2.8.3.2 [Reserved for Future Use]

ACCESS SERVICE

2. General Regulations (Cont'd)

2.8 Service Level Agreements (Cont'd)

(D)

(D)

ACCESS SERVICE

2. General Regulations (Cont'd)

2.8 Service Level Agreements (Cont'd)

(D)

(D)

ACCESS SERVICE

2. General Regulations (Cont'd)

2.8 Service Level Agreements (Cont'd)

(D)

(D)

ACCESS SERVICE

2. General Regulations (Cont'd)

2.8 Service Level Agreements (Cont'd)

(D)

(D)

ACCESS SERVICE

2. General Regulations (Cont'd)

2.8 Service Level Agreements (Cont'd)

(D)

(D)

ACCESS SERVICE

2. General Regulations (Cont'd)

2.8 Service Level Agreements (Cont'd)

(D)

(D)

ACCESS SERVICE

2. General Regulations (Cont'd)

2.8 Service Level Agreements (Cont'd)

(D)

(D)

ACCESS SERVICE

2. General Regulations (Cont'd)

2.8 Service Level Agreements (Cont'd)

(D)

(D)

ACCESS SERVICE

2. General Regulations (Cont'd)

2.8 Service Level Agreements (Cont'd)

(D)

(D)

ACCESS SERVICE

2. General Regulations (Cont'd)

2.8 Service Level Agreements (Cont'd)

(D)

(D)

ACCESS SERVICE

2. General Regulations (Cont'd)

2.8 Service Level Agreements (Cont'd)

(D)

(D)

ACCESS SERVICE

2. General Regulations (Cont'd)2.8 Service Level Agreements (Cont'd)2.8.4 When a Credit Allowance Does Not Apply

(A) Service Provisioning Warranty/On Time Provisioning

This Section 2.8.4(A) applies to and supplements Section 2.8.1.2 preceding, Service Provisioning Warranty, Section 2.8.2 preceding, Enhanced Service Level Agreements, and Section 2.8.3 preceding, National Service Level Agreements. Services will not be included in performance measurements and credits will not apply, when:

- (1) Provision of service is delayed or prevented due to the acts or omissions of the customer or a party authorized by the customer to use the service; or
- (2) Provision of service is delayed or prevented due to failures in power, equipment, service, or systems provided by the customer or by persons other than the Telephone Company; or
- (3) The customer's premises is inaccessible; or
- (4) The customer changes the order after receiving the confirmed Due Date from the Telephone Company; or
- (5) The customer changes its interface requirements; or
- (6) The customer is not ready to accept service; or
- (7) Independent Telephone Companies are involved in the service installation; or
- (8) Building facilities are not ready (includes space, cable support structures, building risers, and entrance facilities to be provided by persons other than the Telephone Company); or
- (9) The customer orders termination beyond the Network Interface; or
- (10) The installation requires Special Construction as set forth in Section 5.1.3 following; or

ACCESS SERVICE

2. General Regulations (Cont'd)

2.8 Service Level Agreements (Cont'd)

2.8.4 When a Credit Allowance Does Not Apply (Cont'd)

(A) Service Provisioning Warranty/On Time Provisioning (Cont'd)

- (11) The customer requests Specialized Service or Arrangements as set forth in Section 12 following or services for which rates were developed on an Individual Case Basis (ICB); or
- (12) The order is for Service Rearrangements or Moves as described in Section 7.4.1(c)(3) and 7.4.5(A) following, respectively; or
- (13) Provision of service is delayed or prevented due to the Telephone Company's provision of National Security Emergency Preparedness telecommunications service as described in Section 10.8.1(D) following; or
- (14) A delay or failure in the provision of service is required, permitted or excused by this Tariff; or
- (15) The order is for the derived services of a multiplexed 1.544 Mbps switched services of a shared use High Capacity Service; or **(D)**
- (16) Special Access service is provided with NRS; or
- (17) Provision of service is delayed or prevented due to acts of God or the public enemy, compliance with any law or any regulation or order of any governmental authority, acts of terrorism, war, rebellion, insurrection or sabotage or damage resulting therefrom, fires, floods, earthquakes, volcanic action, unusually severe weather, explosions, washouts, rules and regulations with regard to common carriers, accidents, epidemics, riots, strikes or other concerted acts of employees, whether direct or indirect, lockouts or other industrial disturbances, whether direct or indirect, worms, viruses or other contaminants that may cause damage to or disable software, computer or electronic systems, or any similar cause, or other causes beyond the Telephone Company's reasonable control.

ACCESS SERVICE

2. General Regulations (Cont'd)2.8 Service Level Agreements (Cont'd)2.8.4 When a Credit Allowance Does Not Apply (Cont'd)

(B) Service Interruptions/Mean Time to Restore/Availability

This Section 2.8.4(B) applies to and supplements Section 2.8.1.1 preceding, Credit Allowance for Service Interruptions, Section 2.8.2 preceding, Enhanced Service Level Agreements, and Section 2.8.3 preceding, National Service Level Agreements. Services will not be included in performance measurements and credits will not apply:

- (1) When the customer fails to report the interruption to the Telephone Company; or **(D)**
- (2) When the interruption was caused by the act or omission of the customer or other party authorized by the customer to use the service; or
- (3) When the interruption was due to the failure of power, equipment, service, or systems provided by the customer or persons other than the Telephone Company; or
- (4) For any period in which the Telephone Company is not afforded access to the premises where the service is terminated; or
- (5) When the customer has released the service to the Telephone Company for maintenance purposes, to make rearrangements, or for the implementation of an order for a change in the service, during the time that was negotiated with the customer prior to the release of that service (thereafter, a credit allowance as set forth in this Section 2.8 applies); or
- (6) For any period of scheduled maintenance or scheduled downtime where the customer has received prior notification from the Telephone Company; or
- (7) When interruptions occur or continue because of the failure of the customer to authorize the replacement of any element of special construction, as set forth in the Interstate Special Construction Tariff as mentioned in Section 1.4 preceding; or

ACCESS SERVICE

2. General Regulations (Cont'd)2.8 Service Level Agreements (Cont'd)2.8.4 When a Credit Allowance Does Not Apply (Cont'd)

(B) Service Interruptions/Mean Time to Restore/Availability (Cont'd)

- (8) For periods when the customer elects not to release the service for testing and/or repair; or
- (9) For periods of temporary discontinuance as set forth in Section 2.2.1(B) preceding; or
- (10) During periods of interruption as set forth in Section 13.3.1 following; or
- (11) When an interruption is required, permitted or excused by this Tariff; or
- (12) For interruptions, failures or delays due to acts of God or the public enemy, compliance with any law or any regulation or order of any governmental authority, acts of terrorism, war, rebellion, insurrection or sabotage or damage resulting therefrom, fires, floods, earthquakes, volcanic action, unusually severe weather, explosions, washouts, rules and regulations with regard to common carriers, accidents, epidemics, riots, strikes or other concerted acts of employees, whether direct or indirect, worms, viruses or other contaminants that may cause damage to or disable software, computer or electronic systems, or any similar cause, or other causes beyond the Telephone Company's reasonable control (except that, this Section 2.8.4(B)(12) does not apply to Section 2.8.1.1); or
- (13) For an interruption, or group of interruptions resulting from a common cause, for amounts less than one dollar.

ACCESS SERVICE

3. [Reserved for Future Use]

ACCESS SERVICE

4. End User Access Service

The Telephone Company will provide End User Access Service (End User Access) to end users who obtain local telephone exchange service from the Telephone Company under its general and/or local exchange tariffs.

4.1 General Description

End User Access provides for the use of an End User Common Line (EUCL). End User Access Service consists of End User Common Line (EUCL) Charges, End User Port Charges (EUPC), Access Recovery Charge (ARC) and Presubscribed Interexchange Carrier Charges (PICC). End users who obtain End User Access Service are subject to the EUCL, EUPC and ARC regulations. Interexchange Carriers who furnish interstate telecommunications service to end users are subject to the PICC regulations. End users that do not select a Primary Interexchange Carrier, as defined in 13. following, are subject to the PICC regulations with the exception of pay telephone service providers, whose pay telephone lines are excluded from PICC regulations. In addition, end users that are eligible for a reduced EUCL as set forth in 4.6.1(K), (M), (N), or (O) following and have toll blocking as provided under the general and/or local exchange tariffs are not subject to the PICC regulations.

4.2 Limitations

- 4.2.1 A telephone number is not provided with End User Access.
- 4.2.2 Detail billing is not provided with End User Access.
- 4.2.3 Directory listings are not included with End User Access.
- 4.2.4 Intercept arrangements are not included with End User Access.

4.3 Undertaking of the Telephone Company

The Telephone Company will provide use of End User Access at rates and charges as set forth in 31.4 as follows:

- Use of an EUCL by an end user, in connection with interstate Access Services provided under this tariff. Such use will be provided when the end user obtains local telephone exchange service.
- The Telephone Company will be responsible for contacts and arrangements with end users for the billing of End User Access charges.

4.4 Obligations of the End User

When the end user is a Radio Common Carrier (RCC), or a Maritime Radio Common Carrier (MRCC), it shall designate whether the local exchange services it is provided by the Telephone Company are used as access lines for its services or used as administrative lines.

ACCESS SERVICE

4. End User Access Service (Cont'd)4.5 Payment Arrangements and Credit Allowances4.5.1 Minimum Period

The minimum period for which EUCL End User Access is provided to an end user and for which charges are applicable is the same as that in the general and/or local exchange tariffs for the associated local telephone exchange service.

4.5.2 Cancellation of Application

End User Access is cancelled when the order for the associated local telephone exchange service is cancelled. No cancellation charges apply.

4.5.3 Changes to Orders

When changes are made to orders for the local telephone exchange service associated with End User Access, any necessary changes will be made for End User Access. No charges will apply.

4.5.4 Allowance for Interruptions

When there is an interruption to an EUCL, requested End User Access credit allowances for interruptions will be provided as set for credit allowance for interruptions of Switched Access Service in Section 2.8.1.1 preceding.

4.5.5 Temporary Suspension of Service

When an end user temporarily suspends its local exchange service which is associated with EUCL, one-half of the EUCL and ARC per month charge will be temporarily suspended for the time period the local exchange service is suspended.

ACCESS SERVICE

4. End User Access Service (Cont'd)4.6 Rate Regulations

The End User Common Line and any applicable End User Port monthly charges, and any applicable Access Recovery Charge (ARC) will be billed to the end user of the associated local telephone exchange service.

The Access Recovery Charge is assessed on End User common lines to recover some or all of the Telephone Company's eligible recovery of access charge reductions resulting from the Federal Communication Commission's intercarrier compensation reform required pursuant to its Report and order in WC Docket No.s 10-90 et. al. , FCC No. 11-161 (November 18, 2011) and related rules.

The total number of Telephone Company-provided lines and trunks, excluding pay telephone lines, for which the interexchange carrier customer has been selected as the predesignated carrier for interLATA, interstate calls, as defined in 13. following, will be multiplied by the appropriate Presubscribed Interexchange Carrier Charge (PICC) on a monthly basis as set forth in 31.4 following and assessed to the primary interexchange carrier of the associated local telephone exchange service. The Telephone Company will update its PICC information on the first Saturday of each month. If PIC NONE, as defined in 13. following, is designated on any lines or trunks, the appropriate PICC will be assessed to the end user customer subscribing to the line or trunk.

The Telephone Company will make reasonable efforts to change the end user line designation to PIC NONE, as described in 13.3.3(B)(4)(a) following. However, if the Telephone Company is unable to accomplish the change prior to the PICC update, the Telephone Company will continue to assess the PICC to the interexchange carrier customer until the following month's update.

The application of these rates is described in 4.6.1 and 4.6.2 following. End User Access Service rates are set forth in 31.4 following.

ACCESS SERVICE

4. End User Access Service (Cont'd)4.6 Rate Regulations (Cont'd)4.6.1 End User Common Line, Access Recovery Charge and Presubscribed Interexchange Carrier Charges

The EUCL, ARC and PICC Residence Subscriber rate regulations are designated as either Primary or Non-Primary. The Primary rate is assessed to the residential subscriber line which is any or all of the following: (1) the only line provided at that service location; (2) the line designated as Primary by the billed party or parties at that service location when first ordering local service; or (3) the first line installed at that location. Any additional residence exchange lines at the same service location, regardless of the named subscriber, will be assessed the Non-Primary rate. If the Primary line disconnects, the Non-Primary line with the greatest length of service will become the Primary line. Only one line at a service location can be classified as Primary, and all others are considered to be Non-Primary. A service location is defined as the Service Address by the Telephone Company using its billing and service records.

The Telephone Company will use its own service records in the designation of an exchange residence line as Primary or Non-Primary. Such service records typically contain Customer Class of Service, Universal Service Order Codes (USOCs), Field Identifiers (FIDs), Service Address and other information which will assist the Telephone Company in the designation.

ACCESS SERVICE

4. End User Access Service (Cont'd)4.6 Rate Regulations (Cont'd)4.6.1 End User Common Line, Access Recovery Charge and Presubscribed Interexchange Carrier Charges (Cont'd)

- (A) For each local exchange service provided as remote call forwarding residential service or remote call forwarding business service under the general and/or local exchange service tariffs, End User Access charges do not apply.
- (B) For each local exchange service, other than local exchange service used for administrative purposes, provided to Radio Common Carriers (RCCs) and/or Maritime Radio Common Carriers (MRCCs) as access lines for their service under the general and/or local exchange service tariffs, End User Access charges do not apply.
- (C) For each local telephone exchange service provided as residential service, including Dormitory Communications Service, Centrex Dormitory (Residence) Service and Student Service at Educational Institutions (i.e., Student Centrex) under the general and/or local exchange service tariffs, the End User Common Line (EUCL) Primary Residence Subscriber - Individual line or trunk rate, the ARC Primary Residence Subscriber - Individual line or trunk rate and the Presubscribed Interexchange Carrier Charge (PICC) - Primary Residence Centrex Subscriber rates apply to the primary line or trunk. For each additional line or trunk the EUCL - Non-Primary Residence Subscriber - Individual line or trunk rate, ARC Non-Primary Residence Subscriber - Individual line or trunk rate and the PICC - Non-Primary Centrex Residence Subscriber rates apply for each additional line or trunk.

Centrex Dormitory (Residence) Service is a service to a college, university or school that serves student or faculty residential quarters.

ACCESS SERVICE

4. End User Access Service (Cont'd)4.6 Rate Regulations (Cont'd)4.6.1 End User Common Line, Access Recovery Charge and Presubscribed Interexchange Carrier Charges (Cont'd)

- (D) For business Centrex service, the End User Common Line (EUCL) - Multiline Business Subscriber - Individual line or trunk rate, the ARC Multiline Business Subscriber - Individual line or trunk rate and the Presubscribed Interexchange Carrier Charge (PICC) - Business Centrex rate applies to each line or trunk. The application of the PICC - Business Centrex rate is based upon the number of lines or trunks in the Centrex service.

Centrex/Centrex-CO is a service that (1) uses a portion of a Telephone Company switch located at the Telephone Company central office to meet the customer's internal needs and serves as the customer's interface with the local and interexchange networks and (2) links the customer's main stations to the Telephone Company switch with subscriber loops.

- (E) For lines or trunks provided to Payphone Service Providers, the End User Common Line (EUCL) - Multiline Business Subscriber - Individual line or trunk rate and the ARC Multiline Business Subscriber - Individual line or trunk rate applies to each line or trunk.

ACCESS SERVICE

4. End User Access Service (Cont'd)4.6 Rate Regulations (Cont'd)4.6.1 End User Common Line, Access Recovery Charge and Presubscribed Interexchange Carrier Charges (Cont'd)

- (F) For each local exchange service provided as Integrated Services Digital Network (ISDN) Basic Service under the general and/or local exchange tariffs, the End User Common Line (EUCL), Access Recovery Charge (ARC) and the Presubscribed Interexchange Carrier Charge (PICC) - BRI ISDN rates apply per service. ISDN Basic Service consists of two communications channels and a third channel for call control and data transmission.
- (G) For each local exchange service provided as Integrated Services Digital Network (ISDN) Primary Service under the general and/or local exchange service tariffs, the End User Common Line (EUCL), Access Recovery Charge (ARC) and the Presubscribed Interexchange Carrier Charge (PICC)- PRI ISDN rates apply per service. ISDN Primary Service consists of 23 communications channels and one signaling channel.
- (H) When an end user is provided more than one local business telephone exchange service (i.e., individual line or trunk or multiparty) in a state, whether provided by the local telephone company, other than that specified in 4.6.1(A), (C) and (D) preceding, or a company reselling the local telephone company's service, the End User Common Line (EUCL), Access Recovery Charge (ARC) and the Presubscribed Interexchange Carrier Charge (PICC) Multiline Business Subscriber - Individual line or trunk rates apply to each such individual line, trunk or party. When local business telephone exchange pay telephone service is provided to a Payphone Service Provider under the general and/or local exchange service tariffs, only the End User Common Line (EUCL) Multiline Business Subscriber - Individual line or trunk rates and the Access Recovery Charge (ARC) apply to each such individual line, trunk or party.
- (I) When an end user is provided a single local business exchange service (i.e., individual line or trunk or multiparty), whether provided by the local telephone company under the general and/or local exchange service tariffs or a company reselling the local telephone company's service, the End User Common Line (EUCL), Access Recovery Charge (ARC) and the Presubscribed Interexchange Carrier Charge - Single Line Business Subscriber - Individual line or trunk rates apply to each such individual line, trunk or party.
- (J) When an end user is provided a local residence exchange service (i.e., individual line or trunk or multiparty) by the Telephone Company under the general and/or local exchange service tariffs, the End User Common Line (EUCL), Access Recovery Charge (ARC) and the Presubscribed Interexchange Carrier Charge (PICC) - Residence Subscriber - Individual line or trunk rates apply on a Primary or Non-Primary basis to each such local residence exchange line, trunk, or party.

ACCESS SERVICE

4. End User Access Service (Cont'd)

4.6 Rate Regulations (Cont'd)

4.6.1 End User Common Line, Access Recovery Charge and Presubscribed Interexchange Carrier Charges (Cont'd)

- (K) When an end user is provided a local residence exchange service by the Telephone Company, and if the residential local exchange rate for such end user is a reduced residential local exchange rate based upon a state established means test that is subject to verification, the End User Common Line (EUCL) Primary Residence Subscriber - Individual line or trunk rate shall be reduced to the extent of the state assistance as set forth in (L) following. However, the rate shall not be less than zero.
- (L) The amount of assistance available to eligible end users is 100% in Maine, New Hampshire, and Vermont.
- (M) The Access Recovery Charge will not apply to End User lines that are subscribed to Lifeline service.
- (N) [Reserved for Future Use].

ACCESS SERVICE

4. End User Access Service (Cont'd)4.6 Rate Regulations (Cont'd)4.6.1 End User Common Line, Access Recovery Charge and Presubscribed Interexchange Carrier Charges (Cont'd)

(O) [Reserved for Future Use].

(P) [Reserved for Future Use].

4.6.2 End User Port Charges

Certain local exchange services provided under the general and/or local exchange service tariffs are subject to End User Port Charges. These services include:

- Integrated Services Digital Network (ISDN) - Basic
- Integrated Services Digital Network (ISDN) - Primary
- FlexData digital PBX service
- Direct Inward Dialing (DID)

4.6.3 Federal Universal Service Fund (FUSF) Surcharge

The Federal Universal Service Fund (FUSF) Surcharge recovers the Telephone Company's contributions to the Universal Service Support Mechanisms. Customers may certify exemption from FUSF Surcharges at the ACNA level or at the BAN level. Certification at the ACNA level will exempt all BANs under that ACNA. Certification at the BAN level will exempt only the specified BANs. FUSF Surcharge exemption certification must be completed and submitted to the Telephone Company's customer service center.

(A) Application of FUSF Surcharge to End User Access Service Charges

Business Customers assessed an End User Common Line Charge and/or an Access Recovery Charge as specified in Section 4.6.1 preceding will be assessed a flat-rated, monthly FUSF Surcharge, as specified in Sections 31.4.17 through 31.4.24 following. FUSF Surcharges will be billed to the associated end user or reseller of the local exchange services, with the exception of those customers who participate in the Lifeline Assistance Program. (C)

Residential Customers assessed an End User Common Line Charge and/or an Access Recovery Charge as specified in Section 4.6.1 preceding will be assessed the FUSF by multiplying the FUSF Surcharge Factor set forth in Section 31.4.25, following, against the end user's billed interstate access services charges. (N)

ACCESS SERVICE

4. End User Access Service (Cont'd)4.6 Rate Regulations (Cont'd)4.6.3 Federal Universal Service Fund (FUSF) Surcharge (Cont'd)(A) Application of FUSF Surcharge to End User Access Service Charges (Cont'd)

Customers assessed a Presubscribed Interexchange Carrier Charge as specified in Section 4.6.1 preceding will be assessed the FUSF Surcharge on Presubscribed Interexchange Carrier Charges as set forth in Section 31.4.27 following. Customers who participate in the Lifeline Assistance Program are not exempt from this surcharge. The FUSF Surcharge will be determined by multiplying an FUSF Surcharge Factor, as set forth in Section 31.4.27 following, by the Presubscribed Interexchange Carrier Charge.

(B) Application of FUSF Surcharge to Other Incidental Charges

Customers assessed Other Incidental Charges will be assessed the FUSF Surcharge on Other Incidental Charges as set forth in Section 31.4.25 following. Customers who participate in the Lifeline Assistance Program are not exempt from this surcharge. The FUSF Surcharge will be determined by multiplying an FUSF Surcharge Factor, as set forth in Section 31.4.25 following, by the following applicable Other Incidental Charges:

- Change in Presubscription Charge as specified in Section 31.13.4(A) following

(C) Application of FUSF Surcharge to Special Access Services

An FUSF surcharge will also be assessed to customers who order Special Access services from this tariff. The FUSF Surcharge will be determined by multiplying an FUSF Surcharge factor, as set forth in Section 31.4.26 following, by the customer's monthly interstate Special Access service monthly charges.

4.7 Rates and Charges

Rates and charges for End User Access Service are found in 31.4 following.

ACCESS SERVICE

5. Ordering Options for Switched and Special Access Service

This tariff contains ordering options for Switched Access Service and Special Access Service Non-Competitive End User Channel Terminations (and associated optional features and functions). Ordering options for the other Special Access Service components needed to complete a circuit are available as described in Section 1.1 preceding.

(N)
|
|
(N)5.1 General

This section sets forth the regulations and order related charges for Access Orders for Switched and Special Access Services Non-Competitive End User Channel Terminations. These charges are in addition to other applicable charges as set forth in other sections of this tariff.

(C)

An Access Order is an order to provide the customer with Switched Access Service or Special Access Service Non-Competitive End User Channel Terminations or to provide changes to existing services.

(C)

5.1.1 Ordering Conditions

A customer may order any number of services of the same type and between the same premises or for Expanded Interconnection, between the same premises and multiplexing node or virtual collocation arrangement on a single Access Order. All details for services for a particular order must be identical except for those for multipoint service.

The customer shall provide all information necessary for the Telephone Company to provide and bill for the requested service. In addition to the order information required in 5.2 following, the customer must also provide:

- Customer name and premises address(es).
- Billing name and address (when different from customer name and address).
- Customer contact name(s) and telephone number(s) for the following provisioning activities: order negotiation, order confirmation, interactive design, installation and billing.

Additionally, a Tandem Switching Provider who orders service on behalf of an Interexchange Customer must provide to the Telephone Company a letter of authorization and, for billing purposes the Customer name, address and contact name(s) and telephone number(s).

Orders for Feature Group A or CSL BSA Switched Access Service shall be in lines.

Orders for Feature Group B or CST BSA - Option 1 or 4 Switched Access Service shall be in trunks.

ACCESS SERVICE

5. Ordering Options for Switched and Special Access Service (Cont'd)5.1 General (Cont'd)5.1.1 Ordering Conditions (Cont'd)

The order date, which is known as the Application Date, is the date on which the Telephone Company receives complete and accurate information from the customer to allow processing of the Access Order. The customer is advised of the critical dates associated with the Access Order on the date the order is entered in the Telephone Company's order distribution system. The critical dates are as defined in 5.2.3(B)(4)(b) following.

5.1.2 Provision of Other Services

- (A) In addition to Switched and Special Access Services, other services offered under the provision of this tariff shall be ordered with an Access Order or as set forth in (B) following. The rates and charges for these other services, as set forth in other sections of this tariff, will apply in addition to the ordering charges set forth in this section and the rates and charges for the Access Service with which they are associated.
- (B) With the agreement of the Telephone Company, the other services mentioned in (A) preceding may subsequently be added to an Access Order at any time, up to and including the service date for an Access Service. When added subsequently, charges for a design change as set forth in 5.2.2(C) following will apply when an engineering review is required.

ACCESS SERVICE

5. Ordering Options for Switched and Special Access Service (Cont'd)5.1 General (Cont'd)5.1.2 Provision of Other Services (Cont'd)

- (C) Additional Engineering is not an ordering option, but will be applied to an Access Order when the Telephone Company determines that Additional Engineering is necessary to accommodate a customer request. Additional Engineering will only be required as set forth in 13.1 following. When it is required, the customer will be so notified and will be furnished with a written statement setting forth the justification for the Additional Engineering as well as an estimate of the charges. If the customer agrees to the Additional Engineering, a firm order will be established.

If the customer does not want the service or facilities after being notified that Additional Engineering of the Telephone Company facilities is required, the order will be withdrawn and no charges will apply. Once a firm order has been established, the total charge to the customer for the Additional Engineering may not exceed the estimated amount by more than 10%.

The rates and charges for Additional Engineering are as set forth in 31.13 following and are in addition to the rates and charges specified in 31.5 following.

ACCESS SERVICE

5. Ordering Options for Switched and Special Access Service (Cont'd)5.1 General (Cont'd)5.1.3 Special Construction

The regulations, rates and charges for special construction are set forth in the Interstate Special Construction Tariff defined in Section 1.4, and apply in instances where substantial construction costs with no foreseeable reuse of facilities is forecast. With respect to the Alternate Serving Wire Center Option, as set forth in 7.2.3(D)(11) and 7.2.9(D)(5) following, , as set forth in 7.2.13 following, in the event a more generic demand develops in an area, the Telephone Company will review such Special Construction cases and will make adjustments, if necessary, to the initial customer's account. The Special Construction rates and charges are in addition to the regulations, rates and charges specified in this tariff.

(D)

5.2 Access Order

An Access Order is used by the Telephone Company to provide a customer Access Service as follows:

- Switched Access Services as set forth in Section 6. following,
- Non-Competitive Special Access Services as set forth in Section 7. following, and
- Other Services as set forth in 5.1.2 preceding.

(C)

When placing an order for Switched Access Service, the customer shall provide, at a minimum, the following information for the Entrance Facility, Direct Trunked Transport and/or Tandem Switched Transport to be furnished for the Switched Access Service arrangement ordered.

For a Switched Access or SONET Service Entrance Facility, the customer shall specify the type of entrance facility required (i.e., DS3 or DS1 or SONET Service STS1,OC-3, OC-12 or OC-48) for use between the customer premises, multiplexing node or virtual collocation arrangement and the wire center serving such customer premises, multiplexing node or virtual collocation arrangement.

ACCESS SERVICE

5. Ordering Options for Switched and Special Access Service (Cont'd)5.2 Access Order (Cont'd)

For Direct Trunked Transport and the dedicated facility portion of Tandem Switched Transport, the customer shall specify the entrance facility and channel assignment of the entrance facility on which the customer desires the Direct Trunked Transport to be placed. In addition, the customer must specify the type of Direct Trunked Transport facility required as either VG, DS1, DS3, IntelliBeam Dedicated SONET Ring (IDSR), or Dedicated SONET Ring(DSR), whether the Direct Trunked Transport is to be used for line side or trunk side Switched Access Services, and the end office(s) or access tandem(s) to which Direct Trunked Transport is desired.

For Feature Group A or CSL BSA Switched Access Service, the customer shall specify the number of lines and the first point of switching (i.e., dial tone office), the directionality of the service and the Local Transport and Local Switching options and/or BSEs desired. FGA provided over a DS1 facility to an end office or access tandem may not be combined over the same facility with trunk side switched access services. In addition, the customer shall specify whether the off-hook supervisory signaling for the ordered line(s) is to be provided by the customer's equipment or is to be forwarded by the customer's equipment when the called party answers.

The customer shall also specify that the Feature Group A or CSL BSA is to be provided with an extension to a different LATA, if applicable. When such an extension is specified on the order, the customer must also specify the customer's premises in the LATA with the Switched Access Feature Group A or CSL BSA, at which the FGA or CSL BSA extension is to be terminated.

ACCESS SERVICE

5. Ordering Options for Switched and Special Access Service (Cont'd)5.2 Access Order (Cont'd)

For FGB or CST BSA - Option 1 Switched Access Service, the customer shall specify the number of trunks and the end office or tandem when Direct Trunked Transport to the end office or tandem is desired, or the access tandem switch when Tandem Switched Transport is desired, and the Local Transport and Local Switching options or BSEs desired. When ordering FGB or CST BSA - Option 1 trunks to an access tandem, the customer must also provide the Telephone Company an estimate of the amount of traffic to be generated to and/or from each end office subtending the access tandem to assist the Telephone Company in the effort to project further facility requirements. The Telephone Company will work cooperatively with the customer to help develop this data. In addition, the customer shall also specify for terminating only access whether the trunks are to be arranged in trunk group arrangements or provided as single trunks. The basic traffic type must also be specified using the same categories as described in 6.1.1(E) following, to enable efficient provisioning and billing functions.

For Feature Group C, Feature Group D, or CST BSA - Option 2 or 3 Switched Access Service, the customer shall specify either the number of busy hour minutes of capacity (BHMC) or the number of trunks required to the tandem by Switched Access Service Arrangement and traffic type when Tandem Switched Transport is desired. This information is used to determine the number of transmission paths as set forth in 6.5.5 following. The customer shall also specify the Local Transport and Local Switching options or BSEs desired.

For originating Feature Group D or CST BSA - Option 3 with the Local Transport Tandem Signaling Option, the Tandem Switching Provider shall specify the Carrier Identification Codes to be delivered to the Tandem Switching Provider's location.

In addition, for FGD or CST BSA - Option 3 with the SS7 signaling option, the customer shall specify the switching point codes and trunk circuit identification codes for trunks with the SS7 signaling option, and the STP point codes, signaling link codes and link type for each CCSA connection ordered.

ACCESS SERVICE

5. Ordering Options for Switched and Special Access Service (Cont'd)

5.2 Access Order (Cont'd)

For CST BSA - Option 4, the customer shall specify the number of trunks and the end office and type of signaling desired. In addition, the customer shall specify the Local Transport and Local Switching options or BSEs desired.

For CST BSA - Option 1 or 3 with the Trunk Group Make Busy BSE, the customer shall specify the channel interface to be associated with each Dedicated Link.

For the Alert Transport Service BSA, the customer shall specify the number of links required (minimum of two), the customer designated premises and

ACCESS SERVICE

5. Ordering Options for Switched and Special Access Service (Cont'd)5.2 Access Order (Cont'd)

Except where Minimum Divergence Access Service is provided or in designated electromechanical end offices, customers may, at their option, order FGD or CST BSA - Option 3 by specifying the number of trunks and the end office or tandem when Direct Trunked Transport is desired or the access tandem switch when Tandem Switched Transport is desired. For trunks with Coin sent-paid capability ordered to a TOPS tandem, the customer shall specify the TOPS tandem switch. The coin capable end office and TOPS tandem switches are identified in the NATIONAL EXCHANGE CARRIER ASSOCIATION INC. TARIFF F.C.C. No. 4. In instances where Minimum Divergence Access Service is provided or in designated electromechanical end offices, customers may order FGD or CST BSA - Option 3 trunks only to and/or from the access tandem. When ordering FGD or CST BSA - Option 3, customers may specify the Local Transport and Local Switching options or BSEs desired. When ordering by trunk quantities rather than BHMC quantities to an access tandem, the customer must also provide the Telephone Company an estimate of the amount of traffic to be generated to and/or from each end office subtending the access and/or TOPS tandem to assist the Telephone Company in its own efforts to project further facility requirements. The basic traffic type must also be specified using the same categories as described in 6.1.1(E) following, to enable efficient provisioning and billing functions.

When a customer orders FGD or CST BSA - Option 3 in trunks, the customer is responsible to assure that sufficient access facilities have been ordered to handle its traffic. When a customer orders in BHMC quantities for Tandem Switched Transport, the Telephone Company will determine the facilities required to meet the customer's BHMC requirement. Since only one party can carry out the requisite engineering, a customer cannot order some FGD or CST BSA - Option 3 in BHMCs and other FGD or CST BSA - Option 3 in trunks to the same access tandem. If a customer wishes to convert its ordering basis for a particular access tandem from trunks to BHMCs or BHMCs to trunks, the Telephone Company will work cooperatively with the customer to make the conversion. There will be no charge for this conversion activity.

ACCESS SERVICE

5. Ordering Options for Switched and Special Access Service (Cont'd)5.2 Access Order (Cont'd)

For FGD or CST BSA - Option 3 ordered with the SS7 signaling option, the Telephone Company will work cooperatively with the customer, prior to the initiation of a request for service, to determine the number of CCSA signaling connections required to handle its signaling, and to exchange signaling network information necessary for efficient provisioning of the service.

When Switched Access Service is ordered in BHMCs for Tandem Switched Transport, the BHMCs may be determined by the customer in the following manner. For each day, the customer shall determine the highest number of minutes of use for a single hour (e.g., 55 minutes in the 10-11 AM hour). The customer shall, for the same hour period (i.e., busy hour), pick the twenty consecutive business days in a calendar year which add up to the largest number of minutes of use. Both originating and terminating minutes shall be included. The customer shall then determine the average busy hour minutes of capacity (i.e., BHMC) by dividing the largest number of minutes of use figure for the same hour period for the consecutive twenty business day period by 20. This computation shall be performed for each access tandem the customer wishes to serve. When Switched Access Service is ordered in trunks, the trunks may be determined by the customer in the following manner. For each day the customer shall determine the highest number of trunks in use for a single hour. The customer shall, for the same hour period (i.e., busy hour), pick the twenty consecutive business days in a calendar year which add up to the largest number of trunks in use. The customer shall then determine the average busy hour trunks by dividing the largest number of trunks in use figure, for the same hour period, for the consecutive twenty business day period by 20. This computation shall be performed for each end office and/or access tandem the customer wishes to serve.

5. Ordering Options for Switched and Special Access Service (Cont'd)

$$\begin{array}{c} \text{(C)} \\ \vdots \\ \text{(C)} \end{array}$$

ACCESS SERVICE

5. Ordering Options for Switched and Special Access Service (Cont'd)5.2 Access Order (Cont'd)

The customer shall also specify the Local Transport and Local Switching options or Basic Service Elements desired.

For 800 Data Base Access Service, the customer shall order the service for the entire LATA in accordance with the preceding provisions set forth for Feature Group C or D or CST BSA - Option 2 or 3 with the following exception. 800 traffic carried over direct end office routed trunks is available only at end offices equipped with 800 Access Service Switching Point (SSP) functionality. 888 or 877 traffic carried over direct end office routed trunks is available only at end offices equipped with 888 or 877 Access Service SSP functionality. All such traffic originating from end offices not equipped with the appropriate SSP function must be routed via an access tandem at which the function is available and the 800 Data Base Access Service must be ordered accordingly. SSP locations are identified in the NATIONAL EXCHANGE CARRIER ASSOCIATION, INC. Tariff F.C.C. No. 4.

If the customer desires any of the optional features available with 800 Data Base Service, the customer shall so specify on the order for service.

For 900 Access Service, the customer shall order the service for the entire LATA in accordance with the preceding provisions as determined by the manner in which the service is to be provisioned (i.e., Feature Group B, C, D or CST BSA - Option 1, 2 or 3) except that direct routing to the end office is available only to end offices equipped with equal access and six digit translation capabilities. The customer shall specify whether 900 NXX codes should be arranged for 1+ dialing only or for both 1+ and 0+ dialing. All 900 NXX(s) provided to a customer will be arranged for 1+ dialing only or when technically feasible, for both 1+ and 0+ dialing within a LATA. Additionally, when new 900 Access Service NXX(s) are to be opened up in the LATA, or when such existing NXX(s) are to be deleted, coincident with the provision of 900 Access Service, the customer shall provide such information when placing the order for 900 Access Service. For additions and/or deletions of 900 Access Service NXX(s) at any other time, the customer shall place an order for such additions and/or deletions. All NXX assignment and administration shall be in accordance with the North American Numbering Plan (NANP). Assignment(s) will be made by the NANP Coordinator.

ACCESS SERVICE

5. Ordering Options for Switched and Special Access Service (Cont'd)5.2 Access Order (Cont'd)

For Advanced Access Screening Capability, the customer shall order the service in accordance with the preceding provisions as determined by the manner in which the service is to be provisioned (i.e., Feature Group D or CST BSA - Option 3). Direct end office routed trunks are available only at end offices equipped with Service Switching Point (SSP) functionality for Advanced Access Screening Capability. All 500 traffic originating from end offices not equipped with the SSP function must be routed via an Access Tandem at which the function is available and the Advanced Access Screening Capability must be ordered accordingly. SSP locations are identified in the NATIONAL EXCHANGE CARRIER ASSOCIATION, INC. Tariff F.C.C. No. 4.

In addition, the customer shall specify whether 500 NXX codes should be arranged for 1+ dialing only or for both 1+ and 0+ dialing. All 500 NXX(s) provided to a customer will be arranged for 1+ and, at the option of the customer, 0+ dialing. When new Access Service NXX(s) are to be opened up, or when existing NXX(s) are to be deleted, coincident with the provision of Advanced Access Screening Capability, the customer shall provide such information when placing the order for Advanced Access Screening Capability. For additions and/or deletions of Advanced Access Screening Capability NXX(s) at any other time, the customer shall place an order for such additions and/or deletions. All NXX assignment and administration shall be in accordance with the North American Numbering Plan (NANP). Assignment(s) will be made by the NANP Coordinator.

ACCESS SERVICE

5. Ordering Options for Switched and Special Access Service (Cont'd)

5.2 Access Order (Cont'd)

For Prepaid Calling Service Access, the customer shall order in the same manner which is set forth preceding for ordering Feature Group D or CST BSA - Option 3 to the end office or access tandem serving the end office designated by the Telephone Company as the Prepaid Calling Service Access wire center. The Prepaid Calling Service Access wire center is identified in the NATIONAL EXCHANGE CARRIER ASSOCIATION, INC. Tariff F.C.C. No. 4.

When a customer desires Switched Access Service to an end office that is a remote switching office, the customer must order to the host office which controls the remote switching office since all traffic to and/or from a remote switching office must be routed through the host office. The Telephone Company will work cooperatively with the customer to provide the required host office and/or remote switching office information.

(C)

(C)

ACCESS SERVICE

5. Ordering Options for Switched and Special Access Service (Cont'd)

5.2 Access Order (Cont'd)

For all Special Access Services and Vertical Services (i.e., NRS or FRS), the customer must specify the customer designated premises and/or Hubs involved; the customer designated premises, multiplexing Hub or Frame Relay Service Hub and Expanded Interconnection multiplexing node(s) or virtual collocation arrangement(s) involved; the channel type (e.g., Metallic, Telegraph Grade, Video, Voice Grade, High Capacity, etc.), the channel interface; technical specification package if applicable and options desired. When establishing FairPoint Enterprise Network Reconfiguration Service, the customer must also specify the manner in which the Network Controller will be accessed. For multipoint services, the channel interface at each premises may, at the request of the customer, be different but all such interfaces shall be compatible. For Facilities Management Services, the Telephone Company will designate Hubs and will control channel routing.

For FairPoint Enterprise Service, the customer must specify the customer designated premises and/or Hub(s) involved.

(D)
(D)

In addition, for FairPoint Enterprise DS1 and DS3 service ordered with the Shared Billing Arrangement option, the ordering customer must specify, when ordering other Optional Features and Functions, the billing account to which the Optional Features or Functions should be billed (i.e., Host Customer's billing account or Service User's billing account).

(D)

(D)

|
|
|
|
|
|
|
|
|
|
(D)

ACCESS SERVICE

5. Ordering Options for Switched and Special Access Service (Cont'd)5.2 Access Order (Cont'd)

Either a Host Customer or a Service User may place an order to establish, change, disconnect or move multiplexed Switched Access DS1 or DS3 services, or groomed FairPoint Enterprise DS1 or DS3 Service(s) provided with the Shared Billing Arrangement option. Prior to placing an order, the ordering customer must obtain a signed letter of authorization from the other customer participating in the Shared Billing Arrangement. The letter of authorization must be signed by both the Host Customer and the Service User and include the Connecting Facility Assignment (CFA) and Billing Account Number (BAN) of the Host Customer's multiplexed Service or groomed FairPoint Enterprise DS1 or DS3 Service. In the event that a Service User requests the connection of a service to a Host Customer's multiplexer or FairPoint Enterprise DS1 or DS3 Service which is, in turn, part of a separate Shared Billing Arrangement, the ordering customer must also obtain and provide to the Telephone Company the appropriate BAN and CFA of the third party's service, in order to identify the complete circuit for purposes of maintenance and testing continuity. The ordering customer must provide a copy of the letter of authorization to the Telephone Company at the time the order is placed.

(D)
(D)

When a Shared Billing Arrangement is requested for a ThruPath Service connection between two multiplexed services, either customer may place the order for service. The ordering customer shall become the Service User for such arrangement. The Service User must obtain and provide to the Telephone Company the appropriate BAN and CFA of its own multiplexed service and the BAN and CFA of the Host Customer's multiplexed service.

When the Shared Billing Arrangement is requested for a service that will be provided over a Host Customer's DSR that is equipped with the Customer Service Management (CSM) optional feature as set forth in Section 34.1(K)(1) following, the Service User's Letter of Authorization must also include an acknowledgment that the Host Customer has the ability to perform CSM functions (e.g., reconfiguration) on the portion of the Service User's service that rides the DSR.

When the Shared Billing Arrangement is requested for a service that will be provided over a Host Customer's DSR that is equipped with the Direct TL1 Monitoring (DTM) optional feature as set forth in Section 34.1(K)(2) following, the Service User's Letter of Authorization must also include an acknowledgment that the Host Customer has the ability to perform DTM functions (e.g., monitoring) on the portion of the Service User's service that rides the DSR.

In addition, when establishing a multiplexed Switched Access DS1 or DS3 Service, or a groomed FairPoint Enterprise DS1 or DS3 Service with the Shared Billing Arrangement option, the Host Customer and Service User must coordinate with each other for the design, testing and maintenance of the service(s).

(D)

ACCESS SERVICE

5. Ordering Options for Switched and Special Access Service (Cont'd)5.2 Access Order (Cont'd)

For the Enhanced Ordering Option (EOO), a customer, other than the collocated customer or a customer under common ownership with that collocated customer as specified in Section 28.1 or 28.6.1(B) following, may place an order for services to a multiplexing node or virtual collocation arrangement. Prior to placing an order, the ordering customer must obtain a signed letter of agency from the collocator to which its service is to be connected. The ordering customer must provide a copy of the letter of agency from the collocated customer permitting the ordering customer to act as an agent for the collocated customer to the Telephone Company at the time the order is placed.

In addition, the ordering customer will be responsible for notifying the Telephone Company of service outages, and assume responsibility for ensuring cooperative testing among the three parties (i.e. Telephone Company, ordering party and the collocator). In addition to any applicable monthly rates associated with the service provided to an Expanded Interconnection multiplexing node or virtual collocation arrangement, a monthly rate, as specified in Section 31. following, for the EOO will also apply. As specified in Section 31. following, an EOO Nonrecurring Charge will apply in addition to the Office Channel Termination Cross Connect Nonrecurring Charge or Virtual Office Channel Termination Nonrecurring Charge if either a new service, or an existing service that does not currently terminate at a multiplexing node or virtual collocation arrangement, is ordered to a multiplexing node or virtual collocation arrangement under EOO. If service already terminates at a multiplexing node or virtual collocation arrangement under Expanded Interconnection or a Shared Billing Arrangement, an order processing charge will apply, as specified in Section 31. following, to place that service under EOO. All rate elements to provide service to an Expanded Interconnection multiplexing node or virtual collocation arrangement must be ordered by, and billed to, the ordering customer.

ACCESS SERVICE

5. Ordering Options for Switched and Special Access Service (Cont'd)5.2 Access Order (Cont'd)

For Prepaid Calling Service Access, the customer shall order in the WATS Access Line (WAL) Service must be ordered for use with the Switched Access Service Arrangement of a particular customer. For WAL Service, the customer must also specify the type of calling (i.e., originating only, terminating only or two-way) for which the service is to be provided, and, if desired, the Telephone Company-provided screening functions. Additionally, where the WATS Serving Office (WSO) is not located in the wire center that serves the end user's premises, or where there is no existing capacity in the WSO which is located in the wire center that serves the end user's premises, the Telephone Company will provide the WAL Service to the nearest wire center where a WSO is located and capacity exists. In these circumstances, the customer will be so notified and the order will be changed to designate the appropriate WSO wire center. No Access Order Modification Charge will apply for the change.

ACCESS SERVICE

5. Ordering Options for Switched and Special Access Service (Cont'd)5.2 Access Order (Cont'd)

The billing name of the customer or the end user and the billing address of the customer, the end user or an agent must be specified for the following.

- For WAL Service to be provided for use with FGA, FGB, CSL BSA, or CST BSA - Option 1 Switched Access Service where originating only or two-way calling is to be provided.
- For WAL Service to be equipped with the Routing of IntraLATA Calls to the Telephone Company for Use with WATS Access Line Service optional feature.

When a WAL Service is provided in conjunction with FGA, FGB, CSL BSA, or CST BSA - Option 1 Switched Access Service, the customer will be provided with the Routing of IntraLATA Calls to the Telephone Company for Use with WATS Access Line Service option.

ACCESS SERVICE

5. Ordering Options for Switched and Special Access Service (Cont'd)5.2 Access Order (Cont'd)

In New Hampshire, in compliance with the Public Utilities Commission's Order in Docket 86-310, intraLATA traffic will be blocked from those carriers who do not have a certificate of public convenience and an effective intrastate tariff. In such cases intraLATA traffic will be completed by the Telephone Company

In Maine, in compliance with the Public Utilities Commission's Order in Docket 86-237, intraLATA traffic will be blocked from those carriers who do not have a certificate of public convenience and an effective intrastate tariff. In such cases intraLATA traffic will be completed by the Telephone Company

Where the Special Access Service is exempt from the Special Access Surcharge as set forth in 7.4.2. following, the customer shall furnish with the order the certification as set forth in that section.

5.2.1 Access Order Service Date Intervals

Access Service is provided with one of the following Service Date Intervals:

- Standard Interval
- Negotiated Interval

To the extent the Access Service can be made available with reasonable effort, The Telephone Company will provide the Access Service in accordance with the customer's requested interval, subject to the following conditions.

ACCESS SERVICE

5. Ordering Options for Switched and Special Access Service (Cont'd)5.2 Access Order (Cont'd)5.2.1 Access Order Service Date Intervals (Cont'd)(A) Standard Interval

The Telephone Company shall publish and make available to all customers at the time orders are placed, a schedule of Standard Intervals applicable for Switched and Special Access Services. The schedule specifies the services and quantities that can be provided within the Standard Intervals. The Access Order Standard Intervals are contained in Access Service Interval Guides published by the Telephone Company for their respective customers. Any relevant associated material will be made available upon request within a reasonable time.

Access Services provided in a Standard Interval will be installed during Telephone Company business days. If a customer requests that installation be done outside of normal scheduled work hours, and the Telephone Company agrees to this request, the customer will be subject to applicable Additional Labor Charges as set forth in 31.13 following.

ACCESS SERVICE

5. Ordering Options for Switched and Special Access Service (Cont'd)

5.2 Access Order (Cont'd)

5.2.1 Access Order Service Date Intervals (Cont'd)

(B) Negotiated interval

The Telephone Company will negotiate a service date interval with the customer when:

- (1) There is no Standard Interval for the service; or
- (2) The quantity of Access Services ordered exceeds the quantities specified in the Standard Intervals described in the Access Service Interval Guides as set forth in (A) preceding; or
- (3) The customer requests a service date which is prior to, or beyond, the applicable Standard Interval service date; or

- (4) [Reserved for Future Use]

(C)

ACCESS SERVICE

5. Ordering Options for Switched and Special Access Service (Cont'd)

5.2 Access Order (Cont'd)

5.2.1 Access Order Service Date Intervals (Cont'd)

(B) Negotiated Interval (Cont'd)

- (5) The customer requests WATS Access Line Service with Answer Supervision or E&M Supervisory Signaling; or
- (6) [Reserved for Future Use]
- (7) When Network Reconfiguration Service is ordered in conjunction with Special Access Service.
- (8) Reserved for Future Use (D)
(D)
- (9) When the customer requests the initial establishment of Voice Grade Service or DIGIRouteSM digital service II with the Fiber Based Channel Termination option.
- (10) Reserved for Future Use (D)
(D)

The Telephone Company will offer a service date based on the type and quantity of Access Services the customer has requested. The Negotiated Interval may not exceed by more than six months the Standard Interval service date, or, when there is no Standard Interval, the Telephone Company offered service date.

ACCESS SERVICE

5. Ordering Options for Switched and Special Access Service (Cont'd)

5.2 Access Order (Cont'd)

5.2.1 Access Order Service Date Intervals (Cont'd)

(B) Negotiated Interval (Cont'd)

All part-time Video and Program Audio services are provided with a Negotiated Interval. Each service is subject to a service inquiry. A service inquiry is a request to the Telephone Company to determine if facilities exist to provide the service ordered and to determine the service date on which service can be provided to the customer.

All services for which rates are applied on an individual case basis are provided with a Negotiated Interval.

The addition and/or deletion of an 800 Access Service NXX code is provided with a Negotiated Interval.

(D)
|
(D)

ACCESS SERVICE

5. Ordering Options for Switched and Special Access Service (Cont'd)5.2 Access Order (Cont'd)5.2.1 Access Order Service Date Intervals (Cont'd)(B) Negotiated Interval (Cont'd)

Common Channel Signaling Access (CCSA) links will be provided on a Negotiated Interval.

New or existing FGD or CST BSA - Option 3 trunks ordered with the SS7 signaling option will be provided on a Negotiated Interval.

CST BSA - Option 4 will be provided on a Negotiated Interval.

900 Access Service is provided with a Negotiated Interval. However, for the conditions outlined below the Negotiated Interval will not exceed the maximum interval shown:

	<u>Maximum Interval</u>
Initial establishment of service where customer is:	
- Not yet provided with any FGB, C or D or CST BSA - Option 1, 2 or 3 service in the LATA	6 months
- Provided FGD or CST BSA - Option 3 service in all equal access end offices in the LATA and FGB, FGC, CST BSA - Option 1 or 2 service in all non-equal access end offices in the LATA	90 Days
Subsequent additions or deletions of NXXs for existing 900 service	60 Days

The 0+900 Option will be provided on a Negotiated Interval.

New or existing FGD or CST BSA - Option 3 trunks ordered with coin sent-paid capability will be provided on a Negotiated Interval.

ACCESS SERVICE

5. Ordering Options for Switched and Special Access Service (Cont'd)

5.2 Access Order (Cont'd)

5.2.1 Access Order Service Date Intervals (Cont'd)

(B) Negotiated Interval (Cont'd)

Advanced Access Screening Capability will be provided on a Negotiated Interval. In addition, subsequent additions and/or deletions of the Advanced Access Screening Capability NXX code will be provided with a Negotiated Interval.

ACCESS SERVICE

5. Ordering Options for Switched and Special Access Service (Cont'd)5.2 Access Order (Cont'd)5.2.2 Access Order Modifications

The customer may request a modification of its Access Order at any time prior to notification by the Telephone Company that service is available for the customer's use or prior to the service date, whichever is later. The Telephone Company will make every effort to accommodate a requested modification when it is able to so with the normal work force assigned to complete such an order within normal business hours. If the modification cannot be made with the normal work force during normal business hours, the Telephone Company will notify the customer. If the customer still desires the Access Order modification, the Telephone Company will schedule a new service date. All charges for Access Order modifications will apply on a per occurrence basis.

Any increase in the number of Special Access Service channels or Switched Access Service lines, trunks or busy hour minutes of capacity or CCSA signaling connections will be treated as a new Access Order (for the increased amount only).

(D)

If order modifications are necessary to satisfy the transmission performance for a Special Access Service ordered by a customer, these changes will be made without order modifications charges being incurred by the customer.

For order modifications involving Network Reconfiguration Service, only the order modifications applicable to the associated Special Access Service will apply.

(A) Service Date Change Charge

Access Order service dates for the installation of new services or rearrangements of existing services may be changed, but the new service date may not exceed the original service date by more than 30 calendar days. When, for any reason, the customer indicates that service cannot be accepted for a period not to exceed 30 calendar days, and the Telephone Company accordingly delays the start of service, a Service Date Change Charge will apply.

ACCESS SERVICE

5. Ordering Options for Switched and Special Access Service (Cont'd)5.2 Access Order (Cont'd)5.2.2 Access Order Modifications (Cont'd)(A) Service Date Change Charge (Cont'd)

If the customer requested service date is more than 30 calendar days after the original service date, the order will be cancelled by the Telephone Company and reissued with the appropriate cancellation charges applied unless the customer indicates that billing for the service is to commence as set forth in 5.2.3(A) following.

A new service date may be established that is prior to the original Standard or Negotiated Interval service date subject to a Special Handling Charge as set forth in (D) following.

A Service Date Change Charge will apply, on a per order per occurrence basis, for each service date changed. The Service Date Change Charge is found in 31.5 following.

ACCESS SERVICE

5. Ordering Options for Switched and Special Access Service (Cont'd)

5.2 Access Order (Cont'd)

5.2.2 Access Order Modification (Cont'd)

(B) Partial Cancellation Charge

Any decrease in the number of ordered Special Access Service channels, if applicable, or Switched Access Service entrance facilities, lines, trunks, or busy hour minutes of capacity ordered with a Standard Interval or Negotiated Interval Access Order will be treated as a partial cancellation and the charges as set forth in 5.2.3(B) following will apply.

(D)

ACCESS SERVICE

5. Ordering Options for Switched and Special Access Service (Cont'd)5.2 Access Order (Cont'd)5.2.2 Access Order Modification (Cont'd)(C) Design Change Charge

The customer may request a design change to the service ordered. A design change is any change to an Access Order which requires engineering review. An engineering review is a review by Telephone Company personnel, of the service ordered and the requested changes to determine what changes in the design, if any, are necessary to meet the changes requested by the customer. Design changes include such things as the addition or deletion of BSEs, optional features or functions or a change in the type of Transport Termination (Switched Access only), type of channel interface, type of Interface Group or technical specification package, or change of Feature Group or BSA type to Feature Group D or CST BSA - Option 3, or change in the type of Port or Access Connection for Packet Switching Access Services. Design changes do not include a change of customer premises, multiplexing node or virtual collocation arrangement location, end user premises, end office switch, Switched Access Service entrance facility type, Feature Group or BSA type, except for changes to Feature Group D or CST BSA - Option 3, or Special Access Service channel type. Changes of this nature will require the issuance of a new order and the cancellation of the original order with appropriate cancellation charges applied.

The Telephone Company will review the requested change, notify the customer whether the change is a design change, if it can be accommodated and if a new service date is required. If the customer authorizes the Telephone Company to proceed with the design change, a Design Change Charge will apply. The Design Change Charge will apply on a per order occurrence basis, for each order requiring a design change. The Design Change Charge is found in 31.5 following.

ACCESS SERVICE

5. Ordering Options for Switched and Special Access Service (Cont'd)5.2 Access Order (Cont'd)5.2.2 Access Order Modification (Cont'd)(D) Special Handling Charge

A Special Handling Charge will apply when a customer requests a service date that is earlier than the Standard Interval service date for the Access Service ordered. A Special Handling charge will not apply if the Telephone Company does not complete the order in less than the standard interval. A Special Handling charge is not applied if the Telephone Company offers a less than standard interval and the customer does not accept the offered date. A Special Handling charge will apply when a service date is changed at the request of the customer (i.e., escalation to a higher level) from standard interval or greater to less than standard, and the order is completed by the date requested within less than standard interval.

A customer may also request an earlier service date on negotiated interval Access orders. The request for an earlier service date may be received from the customer prior to the issuance of an Access order, or after the Access order has been issued but prior to the service date.

The Telephone Company maintains exclusive right to accept or deny the request to expedite. If, upon reviewing availability of equipment and scheduled workload, the Telephone Company agrees to provide service on an expedited basis and the customer accepts this proposal, a Special Handling Charge will apply.

In the event that the Telephone Company provides service on an expedited basis by customer request and the customer then delays service, a Service Date Change Charge will also apply as specified in 5.2.2 (A) preceding.

In the event that the customer an expedite request, a Cancellation Charge will apply as specified in 5.2.3 following.

ACCESS SERVICE

5. Ordering Options for Switched and Special Access Service (Cont'd)5.2 Access Order (Cont'd)5.2.2 Access Order Modifications (Cont'd)(D) Special Handling Charge (Cont'd)

If costs other than additional administrative expenses are to be incurred when an Access order is expedited, the Telephone Company will develop and quote such costs to the customer, obtain customer authorization and bill the customer in accordance with the special construction terms and conditions as set forth in Section 5.1.3 preceding.

The Special Handling Charge will be billed in addition to the normal nonrecurring Access service charge and will be applied on a per order per occurrence basis, for each order requiring a Special Handling Charge. The Special Handling Charge, to be applied to all Switched and Special Access orders processed on an expedited basis, is found in 31.5 following.

ACCESS SERVICE

5. Ordering Options for Switched and Special Access Service (Cont'd)5.2 Access Order (Cont'd)5.2.3 Cancellation of an Access Order

- (A) A customer may cancel an Access Order for the installation of service at any time prior to notification by the Telephone Company that service is available for the customer's use or prior to the service date, whichever is later. The cancellation date is the date the Telephone Company receives written or verbal notice from the customer that the order is to be cancelled. The verbal notice must be followed by written confirmation within 10 days.

For Special Access Service or Switched Access Service Entrance Facilities ordered on a first and additional basis as set forth in 7.4.1(C)(1) or 6.7.1(C)(1) following, when a customer cancels part of an Access Order, first and additional nonrecurring charges will apply to the remaining services on the Access Order. A First Nonrecurring charge will apply unless the entire Access Order is cancelled. Cancellation charges will apply as described in 5.2.3(B) following.

If a customer or a customer's end user does not accept, or is unable to accept, Access Service within 30 calendar days after the original service date or fails to negotiate a new service date that is within 30 calendar days after the original service date, the Access Order will be cancelled on the 31st calendar day after the original service date. Cancellation charges as set forth in (B)(4) following will apply.

ACCESS SERVICE

5. Ordering Options for Switched and Special Access Service (Cont'd)

5.2 Access Order (Cont'd)

5.2.3 Cancellation of an Access Order (Cont'd)

- (B) When a customer cancels a Standard or Negotiated Interval Access Order for the installation of service or an Access Order is cancelled, as set forth in 5.2.2(A) and 5.2.3(A) preceding, a Cancellation Charge will apply, except for a change in the type of service as specified in 7.4.1(C) (1) following or for those services for which ICB rates and charges apply. Cancellation charges for such ICB services will be developed on an individual case basis.

ACCESS SERVICE

5. Ordering Options for Switched and Special Access Service (Cont'd)5.2 Access Order (Cont'd)5.2.3 Cancellation of an Access Order (Cont'd)

(B) (Cont'd)

Applicable charges are based on the amount of provisioning completed by the Telephone Company at the time the order is cancelled. The estimated costs incurred are determined based on the following:

- (1) Certain Telephone Company critical dates are associated with an Access Order provisioning interval, whether Standard or Negotiated. These dates are used by the Telephone Company to monitor the progress of the provisioning process. At any point in the Access Order interval, the Telephone Company is able to determine which critical date was the last date passed and can thus determine what percentage or portion of the Telephone Company's provisioning costs have been incurred as of that critical date.
- (2) The critical dates tracked by the Telephone Company are as follows:
 - Application Date (APP): The date the customer provides a firm commitment and sufficient information as detailed in 5.1 preceding to the Telephone Company. This is also the order date.
 - Records Issue Date (RID): The date when all circuit IDs are created and validated, the Outside Plant and Inter-Office Facilities are checked, designed and reserved and the assignment information is ready to be sent to the central office and installation forces.
 - Scheduled Issue Date (SID): The date that the order is to be entered in the Telephone Company's order distribution system.
 - Design Layout Report Date (DLRD): The date the Design Layout Report (DLR) is to be forwarded to the customer.
 - Confirming Design Layout Report Date (CDLRD): The date the Design Layout Report (DLR) is to be confirmed by the customer.

ACCESS SERVICE

5. Ordering Options for Switched and Special Access Service (Cont'd)

5.2 Access Order (Cont'd)

5.2.3 Cancellation of an Access Order (Cont'd)

(B) (Cont'd)

(2) (Cont'd)

- Wired and Office Tested Date (WOT): The date by which all intraoffice wiring is to be completed, all plug-ins optioned, aligned, and frame continuity established, and the interoffice facilities, if applicable, tested. In addition, switching equipment, including translation loading, is to be installed and tested.
- Plant Test Date (PTD): The date on which overall testing of the service is to be started.
- Service Date (DD): The date on which service is to be made available to the customer. This is sometimes referred to as the Due Date.

(3) The percentage or portion of the total provisioning costs incurred by the Telephone Company at a particular critical date varies by the type of service as shown in (4) following.

ACCESS SERVICE

5. Ordering Options for Switched and Special Access Service (Cont'd)

5.2 Access Order (Cont'd)

5.2.3 Cancellation of an Access Order (Cont'd)

(B) (Cont'd)

(D)

(D)

ACCESS SERVICE

5. Ordering Options for Switched and Special Access Service (Cont'd)

5.2 Access Order (Cont'd)

5.2.3 Cancellation of an Access Order (Cont'd)

(B) (Cont'd)

- (4) For services specified in (a) through (c) following, when a customer cancels an Access Order, or part of an Access Order, before the WOT date, the Telephone Company will apply cancellation charges to the order by multiplying all the nonrecurring charges associated with the order, or that part of the order being cancelled, by the percentage shown following for the critical date last passed on the order. (T)

When the cancellation occurs on or after the WOT date and before the service date, the Telephone Company will apply cancellation charges to the order by multiplying the sum of the minimum monthly charge for the minimum period and all the nonrecurring charges associated with the order, or that part of the order being cancelled, by the percentage shown following for the critical date last passed on the order.

For services specified in (d), (e), (f), and (i) following for which actual cancellation charges are provided (i.e., charges in lieu of cancellation percentages), the cancellation charge shown for the critical date last passed on the order will apply when a customer cancels an Access Order, or part of an Access Order, at any time prior to accepting service.

ACCESS SERVICE

5. Ordering Options for Switched and Special Access Service (Cont'd)5.2 Access Order (Cont'd)5.2.3 Cancellation of an Access Order (Cont'd)

(B) (Cont'd)

(4) (Cont'd)

(a) Switched Access Service

	<u>APP</u>	<u>SID</u>	<u>RID</u>	<u>DLRD</u>	<u>WOT</u>	<u>PTD</u>	<u>DD</u>
							Minimum Period Charges Apply
FGA, CSL BSA or CST BSA - Option 4	4%	7%	14%	14%	82%	99%	
FGB or CST BSA - Option 1	0%	0%	3%	3%	86%	100%	“
FGB or CST BSA - Option 2	0%	0%	3%	3%	91%	100%	“
TRS Interconnection, FGD or CST BSA - Option 3	0%	0%	3%	3%	90%	100%	“

ACCESS SERVICE

5. Ordering Options for Switched and Special Access Service (Cont'd)5.2 Access Order (Cont'd)5.2.3 Cancellation of an Access Order (Cont'd)

(B) (Cont'd)

(4) (Cont'd)

(a) Switched Access Service (Cont'd)

	<u>APP</u>	<u>SID</u>	<u>RID</u>	<u>DLRD</u>	<u>WOT</u>	<u>PTD</u>	<u>DD</u>
Entrance Facilities							Minimum Period Charges Apply
VG	4%	8%	16%	36%	61%	94%	
DS1 and DS3	See (f) following						

ACCESS SERVICE

5. Ordering Options for Switched and Special Access Service (Cont'd)5.2 Access Order (Cont'd)5.2.3 Cancellation of an Access Order (Cont'd)

(B) (Cont'd)

(4) (Cont'd)

(b) Special Access Service

	<u>APP</u>	<u>SID</u>	<u>RID</u>	<u>DLRD</u>	<u>WOT</u>	<u>PTD</u>	<u>DD</u>
							Minimum Period Charges Apply
MT	6%	11%	15%	43%	64%	94%	
TG	5%	9%	15%	39%	63%	94%	“
VG	4%	8%	16%	36%	61%	94%	“
AP	5%	8%	16%	38%	61%	94%	“
TV, TB, TD & TE (Full time)	See (d) following						
DA	7%	13%	16%	41%	65%	93	“
HC: - 1.544 Mbps - 44.736 Mbps	See (g) following See (g) following						
WAL	7%	13%	16%	41%	65%	93%	“
DDS II	4%	7%	16%	36%	61%	95%	“
DOV	4%	8%	16%	36%	61%	94%	“
Channel Extension	0%	0%	0%	0%	100%	100%	“
NSP Connection	0%	20%	25%	75%	100%	100%	“

ACCESS SERVICE

5. Ordering Options for Switched and Special Access Service (Cont'd)

5.2 Access Order (Cont'd)

5.2.3 Cancellation of an Access Order (Cont'd)

(B) (Cont'd)

(4) (Cont'd)

(c) [Reserved for Future Use]

(C)

(D)

|

|

|

(D)

(D)

(D)

ACCESS SERVICE

5. Ordering Options for Switched and Special Access Service (Cont'd)5.2 Access Order (Cont'd)5.2.3 Cancellation of an Access Order (Cont'd)

(B) (Cont'd)

(4) (Cont'd)

(g) High Capacity Special Access Services Facilities and FairPoint Enterprise DS1 and DS3 Services

<u>APP</u>	<u>SID</u>	<u>RID</u>	<u>DLRD</u>	<u>WOT</u>	<u>PTD</u>	<u>DD</u>
High Capacity DS1						
\$0.00	\$75.00	\$562.50	\$750.00	\$1,125.00	\$1,500.00	\$1,500.00
High Capacity DS3						
0.00	200.00	1,000.00	1,500.00	2,000.00	2,500.00	2,500.00

(D)

(D)

ACCESS SERVICE

5. Ordering Options for Switched and Special Access Service (Cont'd)

5.2 Access Order (Cont'd)

5.2.3 Cancellation of an Access Order (Cont'd)

(D)

(D)

ACCESS SERVICE

5. Ordering Options for Switched and Special Access Service (Cont'd)

5.2 Access Order (Cont'd)

5.2.3 Cancellation of an Access Order (Cont'd)

(D)

(D)

ACCESS SERVICE

5. Ordering Options for Switched and Special Access Service (Cont'd)

5.2 Access Order (Cont'd)

5.2.3 Cancellation of an Access Order (Cont'd)

(D)

(D)

ACCESS SERVICE

5. Ordering Options for Switched and Special Access Service (Cont'd)

5.2 Access Order (Cont'd)

5.2.3 Cancellation of an Access Order (Cont'd)

(D)

(D)

ACCESS SERVICE

5. Ordering Options for Switched and Special Access Service (Cont'd)

5.2 Access Order (Cont'd)

5.2.3 Cancellation of an Access Order (Cont'd)

- (C) When a customer cancels an order for the discontinuance of service, no charges apply for the cancellation.
- (D) If the Telephone Company misses a service date for a Standard or Negotiated Interval Access Order by more than 30 days, except due to circumstances such as acts of God, governmental requirements, work stoppages and civil commotions, the customer may cancel the Access Order without incurring cancellation charges.
- (E) When a customer cancels an order involving Network Reconfiguration Service, only the cancellation charges for the associated Special Access Service will apply.
- (F) When a customer cancels an order for BNA Service after the order date, the full Service Establishment Charge applies.

ACCESS SERVICE

5. Ordering Options for Switched and Special Access Service (Cont'd)5.2 Access Order (Cont'd)5.2.4 Selection of Facilities For Access Orders

- (A) When a customer places an Access Order, it may choose to utilize facilities it previously ordered as a facility to a Hub. If the customer has a Switched Access DS1 or DS3 facility, or has a Special Access Service facility purchased to a Hub, the customer must request that specific channels be used to implement the Access Order. If the Telephone Company is unable to comply with the channel assignment specified by the customer, the Telephone Company will work cooperatively with the customer to determine the appropriate channel assignment. If a facility assignment is not specified by the customer, the Telephone Company will provide the service from available inventory as discussed in 5.3 following.
- (B) For all other Access Orders, the option to request a specific transmission path or channel is not provided except as provided for under Special Facilities Routing as set forth in 11. following.

5.2.5 Minimum Period

- (A) Except as set forth in (B), 6.2.14, 6.7.2, 7.2.14, 7.2.19, 7.2.20(D), 7.4.1(C)(1), 7.4.4, 9.5.1, 17.1.2(F), 25.1.11, 25.2.8, and 26.1.1(D) following, the minimum period for which Access Service is provided and for which charges are applicable, is three months. (D)
- (B) The minimum period for part-time Video, Program Audio and Advanced Video Special Access Services is one day even though the service will be provided only for the duration of the event specified on the order (e.g., one-half hour, two hours, five hours, etc.).
- (C) Service Rearrangements as set forth in 6.7.1(C)(3) and 7.4.1(C)(3) following for Switched and Special Access Services respectively, may be made without a change in minimum period requirements.

ACCESS SERVICE

5. Ordering Options for Switched and Special Access Service (Cont'd)5.2 Access Order (Cont'd)5.2.5 Minimum Period (Cont'd)

- (D) Changes other than those identified in 6.7.1(C)(3), 7.2.13(F) or 7.4.1(C)(3) following will be treated as a discontinuance of the existing service and an installation of a new service. All associated nonrecurring charges will apply for the new service. A new minimum period will be established for the new service. The customer will also remain responsible for all outstanding minimum period obligations associated with the disconnected service.

The changes listed below are those which will be treated as a discontinuance and installation of service and for which a new minimum period will be established.

- (1) A move to a different building as set forth in 6.7.5(B) or 7.4.5(B) following.
- (2) A change in type of service (i.e., Switched Access to Special Access, one type of Special Access to another, or one type of Switched Access Service Arrangement to another, except as set forth in 6.7.4 and 7.4.1(C)(1) following).
- (3) A change in the type of Special Access Service End User Channel Termination, except as set forth in 7.2.13(A)(1) or 7.4.1(C)(3) following. (C)
- (4) Change in a Switched Access Service Entrance Facility except as set forth in 6.7.1(C)(3) following.
- (5) Change in Switched Access Service traffic type except as set forth in 6.7.1(C)(3) following.
- (6) Change from two-point to multipoint Special Access Service or from multipoint to two-point Special Access Service.
- (7) Change of two-point Special Access Service without Network Reconfiguration Service to two-point Special Access Service with Network Reconfiguration Service or vice versa, except as set forth in Section 7.4.1(C)(3) following. For changes involving multipoint Special Access Service, a Service Rearrangement Charge as set forth in 7.4.1(C)(3) following will apply only to the End User Channel Termination which will become the connection between the bridging function and the NRS function provided that the wire center where the bridging function is being performed is the same wire center where the NRS function will be performed. (C)

ACCESS SERVICE

5. Ordering Options for Switched and Special Access Service (Cont'd)

5.2 Access Order (Cont'd)

5.2.5 Minimum Period (Cont'd)

(D) (Cont'd)

- (8) Change in transmission speed for DIGIRouteSM digital service II, DOVRoutESM service and FairPoint Enterprise Service DSO channels, except when the change in speed is associated with the FairPoint Enterprise Service Optional Feature Flexible DSO Data Speed as set forth in Section 7.2.13(D)(1) following.
- (9) A change in LIDB Originating Point Code.
- (10) A change in STP Access link.
- (11) A change in STP Port.

(D)
|
|
|
(D)

ACCESS SERVICE

5. Ordering Options for Switched and Special Access Service (Cont'd)

5.2 Access Order (Cont'd)

5.2.6 Minimum Period Charges

When Access Service is disconnected prior to the expiration of the minimum period, charges are applicable for the balance of the minimum period.

The Minimum Period Charge for monthly billed services will be determined as follows:

- For Switched Access Service, the charge for a month or fraction thereof is the applicable monthly rates for the service as set forth in 30.6 following for price band rates and 31.6 following for all other rates. For DS3 Switched Access Entrance Facility channel terminations, the minimum period charge is calculated using the rate band determined by the last count taken.
- For Special Access Service and Network Reconfiguration Service, the charge for a month or fraction thereof is the applicable monthly rates for the service as set forth in 30.7 following for price band rates and 31.7 following for all other rates. For 44.736 Mbps High Capacity Service end user channel terminations, the minimum period charge is calculated using the rate band determined by the last count taken.
- For Expanded Interconnection, the charge for a month or fraction thereof is the applicable monthly rates for the service as set forth in 31.28 following.

(C)

(D)

|
(D)

(D)

|
|
|
|
|
|
|
|
(D)

ACCESS SERVICE

5. Ordering Options for Switched and Special Access Service (Cont'd)5.2 Access Order (Cont'd)5.2.6 Minimum Period Charges (Cont'd)

The Minimum Period Charge for part-time Video and Program Audio Special Access Services is the applicable daily rate for the service as set forth in 30.7 following for price band rates and 31.7 following for all other rates.

All applicable nonrecurring charges for the service will be billed in addition to the Minimum Period Charge.

5.2.7 Shared Use Facilities

(A) General

Shared Use occurs when Switched Access Service* (and/or CCSA) and Special Access Service are provided over the same multiplexed or groomed digital Special Access facility, the same multiplexed Switched Access facility or the same SONET or IOTS Service through a common interface. The facility will be provided and rated based on the type of facility ordered, i.e., Switched Access Service if a Switched Access facility is ordered, Special Access Service if a Special Access facility is ordered or SONET Service if a SONET or IOTS facility is ordered.

Existing 1.544 Mbps Special Access Service that is combined onto a Switched Access DS3 Interface at the serving wire center of the customer designated premises, will continue to be provisioned over a Switched Access DS3 facility, subject to the rate regulations set forth in (B) following. This offering is limited to combined use customers of record as of December 30, 1993.

Switched Access facilities used for a Shared Use Arrangement must be ordered to a Hub. A Hub may be designated as being Terminus, Intermediate or Super-Intermediate depending on the wire centers it is capable of serving as defined in Section 2.6 preceding. Shared use of a Switched Access DS1 facility is not allowed at a Terminus Hub.

* The CST BSA - Option 4 Switched Access Arrangement may not be provided in a Shared Use Arrangement

ACCESS SERVICE

5. Ordering Options for Switched and Special Access Service (Cont'd)5.2 Access Order (Cont'd)5.2.7 Shared Use Facilities (Cont'd)(A) General (Cont'd)

Special Access facilities used for a Shared Use Arrangement must be ordered to a Hub. A Hub may be designated as being Terminus, Intermediate or Super-Intermediate depending on the wire centers it is capable of serving as defined in Section 2.6 preceding. When Special Access 1.544 Mbps High Capacity Service is utilized as the shared use facility to a Hub, trunk side Switched Access services may be shared with Special Access Service(s) at a Terminus Hub only.

SONET or IOTS Service used as a Shared Use facility is provided through designated Telephone Company Terminus, Intermediate and Super-Intermediate Hubs with SONET multiplexing capability. Should the customer request that all in use channels of a Switched Access Entrance Facility, SONET Service or IOTS be used for Special Access, or that all in use channels of a Special Access or IOTS facility be used for Switched Access, the facility will be charged for as the applicable Switched Access, Special Access or IOTS Service.

The customer must place an order for each individual Switched or Special Access Service utilizing the shared use facility and specify the channel assignment.

When an individual Special Access Service is ordered over a Switched Access shared use facility, the customer must provide an interstate percentage of use of either 0 or 100 to be used in billing the appropriate Special Access Service rates and charges. This interstate percentage of use must be the same for any subsequent individual Special Access Services provided over the same shared use facility. The regulations governing jurisdictional report requirements are set forth in Section 2.3.10(D) preceding.

(D)

(D)

Shared Use is permitted except as restricted in Sections 7. and 26. following

ACCESS SERVICE

5. Ordering Options for Switched and Special Access Service (Cont'd)5.2 Access Order (Cont'd)5.2.7 Shared Use Facilities (Cont'd)(B) Rates and Charges

(1) Application of Monthly Rates for the Shared Use Facility

(a) Monthly Rates for a Switched Access Facility

Rating as Switched Access Service will continue until such time as the customer chooses to use a portion of the available capacity for providing Special Access Service. As each individual channel is activated for Special Access Service, the monthly rate for the Switched Access Service Entrance Facility will be reduced accordingly (e.g., 1/24th for a DS1 service, 1/672nd for a DS3 service), and the monthly rate for the equivalent Special Access End User Channel Termination rate, (e.g., 1/24th for a DS1 service, 1/672nd for a DS3 service) will apply.

(D)
(D)(C)
(D)

In the case of DSR as set forth in Section 34.1 following, the monthly rate for the Switched Access Service Entrance Facility DSR mileage, node and port rates will be reduced accordingly (e.g., 1/2016th for an OC3, 1/8064th for an OC12, 1/32,256th for an OC48 and 1/129,024th for an OC192).

(D)
(D)

In the case of IBT as set forth in 26.1.5 following, the monthly rate for the Switched Access Service Entrance Facility channel termination, mileage, ports and multiplexer rates will be reduced accordingly (e.g., 1/2016th for an OC3, 1/8064th for an OC12 or 1/32,256th for an OC48).

(D)
(D)

In the case of IOTS as specified in 6.2.14 following, the monthly rate for the Switched Access IOTS Service ring mileage, node and network optimization rates will be reduced accordingly based on the total channel capacity of the IOTS ring. The total channel capacity for an IOTS ring is measured in terms of the total number of optical transport channels that can be transported over the ring.

(D)

ACCESS SERVICE

5. Ordering Options for Switched and Special Access Service (Cont'd)

5.2 Access Order (Cont'd)

5.2.7 Shared Use Facilities (Cont'd)

(B) Rates and Charges (Cont'd)

(1) Application of Monthly Rates for the Shared Use Facility (Cont'd)

(b) Monthly Rates for a Special Access Facility

Rating as Special Access Service will continue until such time as the customer chooses to use a portion of the available capacity for Switched Access Service. As each individual channel is activated for Switched Access Service, the monthly rate for the Special Access Service End User Channel Termination will be reduced accordingly (e.g., 1/24th for a DS1 service, 1/672nd for a DS3 service, and the monthly rate for the equivalent Switched Access Service Channel Termination rate, Channel Mileage rate, if applicable, and multiplexer rate (e.g., 1/24th for a DS1 service, 1/672nd for a DS3 service or a single optical DS3 service of a 135 Mbps, 405 Mbps or 560 Mbps service) will apply.

(C)

(D)

(D)

(D)

(D)

ACCESS SERVICE

5. Ordering Options for Switched and Special Access Service (Cont'd)

5.2 Access Order (Cont'd)

5.2.7 Shared Use Facilities (Cont'd)

(B) Rates and Charges (Cont'd)

(1) Application of Monthly Rates for the Shared Use Facility (Cont'd)

(c)

Rating as Switched Access Service IDSR as forth in Section 26.1 will continue until such time as the customer chooses to use a portion of the available capacity for Special Access transport. As each individual channel is activated for Special Access transport, the monthly rate for the Switched Access SONET Service (i.e., SONET Distribution Channels, Channel Mileage, Premises Nodes, CO Nodes, Premises Ports and Central Office Extensions) will be reduced accordingly (e.g., 1/24th for a DS1 service, 1/672nd for a DS3 or STS1 service, 1/2016th for an OC3 service, 1/8064th for an OC12 service, 1/32,256th for an OC48 service and 1/129,024th for an OC192 service.

(D)

(D)

(d) Reserved for Future Use

(D)

(D)

ACCESS SERVICE

5. Ordering Options for Switched and Special Access Service (Cont'd)

5.2 Access Order (Cont'd)

5.2.7 Shared Use Facilities (Cont'd)

(B) Rates and Charges (Cont'd)

(1) Application of Monthly Rates for the Shared Use Facility (Cont'd)

- (e) The rates for Switched Access Services are set forth in Section 30.6 following for price band rates and 31.6 following for all other rates.

The rates for Special Access Services are set forth in Section 31.7 following.

(D)

The rates for SONET Services are set forth in Section 31.34.1 following for Switched Access transport.

(D)

The rates for Switched Access IOTS are set forth in Section 31.6.11 following.

(D)

(D)

- (f) In the case of a Service Discount Plan, the discounts as set forth in 6.7.16 and 7.4.10 must be applied to the Switched Access Service or the Special Access Service before those rates are reduced or applied.

(D)

ACCESS SERVICE

5. Ordering Options for Switched and Special Access Service (Cont'd)

5.2 Access Order (Cont'd)

5.2.7 Shared Use Facilities (Cont'd)

(B) Rates and Charges (Cont'd)

(2) Application of Nonrecurring Charges for the Shared Use Facility

The nonrecurring charge that applies when the Shared Use facility is installed will be the nonrecurring charge associated with the appropriate Switched Access or Special Access End User Channel Termination service rate elements.

(C)
(D)

ACCESS SERVICE

5. Ordering Options for Switched and Special Access Service (Cont'd)5.2 Access Order (Cont'd)5.2.7 Shared Use Facilities (Cont'd)(B) Rates and Charges (Cont'd)(2) Application of Monthly Rates for the Shared Use Facility (Cont'd)

- (a) Nonrecurring Charges for the Individual Switched Access Services provided in a Shared Use Arrangement

When individual Switched Access Service is riding a channel of the Shared Use facility, nonrecurring charges will not apply to the portion of the individual Switched Access Service provided over the Shared Use facility to the Hub or to the portion of the individual Switched Access Service provided over the SONET Service facility. Nonrecurring charges will apply to the portion of the individual Switched Access Service from the Hub (or wire center with SONET multiplexing capability) where the multiplexer is located or the grooming function is performed to the end office or access tandem selected by the customer (i.e., the portion of the individual Switched Access Service which is not being provided over the Shared Use facility).

- (b) Nonrecurring Charges for the Individual Special Access Services provided in a Shared Use Arrangement

When individual Special Access Service is riding a channel of the Shared Use facility, nonrecurring charges will not apply to the portion of the individual Special Access Service provided over the Shared Use facility to the Hub. Nonrecurring charges will apply to the portion of the individual Special Access Service from the Hub (or wire center with SONET multiplexing capability) where the multiplexer is located or the grooming function is performed to the customer premises at which the service terminates or to a different Telephone Company Hub where cascade multiplexing will be performed (i.e., the portion of the individual Special Access Service which is not being provided over the Shared Use facility). The nonrecurring charge that will apply is that of the specific type of Special Access Service that is provided (e.g., Voice Grade).

(D)

ACCESS SERVICE

5. Ordering Options for Switched and Special Access Service (Cont'd)

5.2 Access Order (Cont'd)

5.2.7 Shared Use Facilities (Cont'd)

(B) Rates and Charges (Cont'd)

(2) Application of Nonrecurring Rates for the Shared Use Facility (Cont'd)

- (c) The nonrecurring charges for Switched Access Services are set forth in Section 30.6 following for price band rates and 31.6 following for all other rates.

The nonrecurring charges for Special Access Services are set forth in Section 31.7 following . (D)

The nonrecurring charges for SONET Services are set forth in Section 31.34.1 following for Switched Access transport. (D)

The nonrecurring charges for Switched Access IOTS are set forth in 31.6.11 following.

(D)
(D)

- (3) Regulations regarding the monthly rates and nonrecurring charges applicable to the individual services used in or derived from a shared use arrangement are set forth in Sections 6. and 7. following.

5.2.8 Disconnection of Access Services

A customer may request the disconnection of access services by written notice only. Service will be disconnected and billing for the service involved will cease no later than 2 business days following the receipt of the written notice by the Telephone Company or on the customer's requested date, whichever is later.

ACCESS SERVICE

5. Ordering Options for Switched and Special Access Service (Cont'd)5.3 Available Inventory

Available inventory is limited and does not include facilities previously ordered. The Telephone Company will make every reasonable effort to maintain sufficient available inventory to provide Access Service in accordance with customers' requested service date intervals. To the extent that service can be provided, Access Orders will be satisfied from available inventory.

5.4 [Reserved for Future Use]

ACCESS SERVICE

6. Switched Access Service

The following is a list of the Telephone Company's Open Network Architecture (ONA) Switched Access Service Basic Service Elements (BSEs) which provides a mapping from the industry standard feature name to the feature name utilized in this tariff.

MAPPING OF BASIC SERVICE ELEMENTS

<u>Industry Standard</u>	<u>The Consolidated Communications Companies</u>
Alternate Routing	Alternate Routing - Multiple Customer Premises Routing
Bridging - Line	Extension Service
Calling Billing Number Delivery	Automatic Number Identification (ANI)
Carrier Selection On Reverse Charge	WATS Access Line Service
Dialed Number Identification via InWats to DID	Dialed Number Identification Service (DNIS) on 800
Hot Line	Hot Line
Make Busy Key	Trunk Group Make Busy
Make Busy Line	Night Transfer
Message Desk (SMDI)	Simplified Message Desk Interface (SMDI)
Multiline Hunt Group	Hunt Group Arrangement
Multiline Hunt Group	Hunt Group Arrangement for Use With WATS Access Line Service
Multiline Hunt Group - CO Announcements	Announcements with Uniform Call Distribution (UCD)

ACCESS SERVICE

6. Switched Access Service

MAPPING OF BASIC SERVICE ELEMENTS (Cont'd)

Industry StandardThe Consolidated Communications CompaniesMultiline Hunt Group
- UCD with QueuingQueuing with Uniform Call
Distribution (UCD)Multiline Hunt Group
- Uniform Call

Uniform Call Distribution (UCD)

Multiline Hunt Group
- Uniform Call Distribution
Line huntingUniform Call Distribution for Use
With WATS Access Line Service

Three Way Calling

Three Way Calling

Traffic Data Reports

Provision of Service Performance
Data

Traffic Data Reports

Trunk Group Measurement Reports

Uniform 7 Digit Access Number
via Overlay Networking

900 Access Service

Warm Line

Warm Line

ACCESS SERVICE

6. Switched Access Service (Cont'd)6.1 General

Switched Access Service, which is available to customers for their use in furnishing their services to end users, provides a two-point electrical communications path between a customer's premises, multiplexing node or virtual collocation arrangement and an end user's premises. It provides for the use of common terminating, switching and trunking facilities, and common subscriber plant of the Telephone Company. Switched Access Service provides for the ability to originate calls from an end user's premises to a customer's premises, multiplexing node or virtual collocation arrangement and to terminate calls from a customer's premises, multiplexing node or virtual collocation arrangement to an end user's premises in the LATA where it is provided. Specific references to material describing the elements of Switched Access Service are provided in 6.1.1 and 6.1.3 following.

For purposes of administering regulations set forth herein, a Tandem Switching Provider point of interface may be a customer premises, a multiplexing node or a virtual collocation arrangement.

Pursuant to F.C.C. Memorandum Opinion & Order on Reconsideration, CC Docket No. 89-79, released April 14, 1993, the Telephone Company will offer unbundled Basic Serving Arrangements and bundled Feature Group Arrangements.

Conversions of existing Feature Group Arrangements to Basic Serving Arrangements are subject to the following.

- Customers may order either bundled Feature Group Arrangements or unbundled BSAs. However, once a customer orders a Circuit Switched Trunk BSA in a LATA, the customer must arrange for conversion of all trunkside services in that LATA to the unbundled BSA structure. The conversion of Feature Group A lines to CSL BSAs will be arranged for on an individual customer account basis. The Telephone Company will work cooperatively with the customer to determine conversion procedures and actual conversion dates.

ACCESS SERVICE

6. Switched Access Service (Cont'd)6.1 General (Cont'd)

Rates and charges for Switched Access Service depend generally on its use by the customer, i.e., for MTS or WATS services, 800 Data Base Access Service, Advanced Access Screening Capability, 900 Access Service, MTS-WATS equivalent services, or other services (e.g., foreign exchange service), and whether it is provided in a Telephone Company end office that is equipped to provide equal access (Feature Group D or Circuit Switched Trunk BSA - Option 3 Access, described in 6.1.1. following). Rates and charges for Switched Access Service are set forth in 30.6 following for MSA pricing and 31.6 following for all other rates, except when SONET Service transport is used in which case the rates and charges for such transport are set forth in Section 31.26 following. The application of rates for Switched Access Service are described in 6.7 and 26. following. Rates and charges for services other than Switched Access Service, e.g., a customer's interLATA toll message service, may also be applicable when Switched Access Service is used in conjunction with these other services. Descriptions of such applicability are provided in 6.2.1(A)(7), 6.2.1(B)(4), 6.2.2(A)(5), 6.2.2.(B)(5), 6.2.3(A)(5), 6.2.4(A)(4), 6.2.5(A)(7), 6.2.5(B)(4), 6.2.7(A)(5), 6.2.7(B)(6), 6.2.8(A)(5), 6.2.9(A)(4), 6.7.8, 6.7.10 and 8.2 following. Finally, a credit is applied against line side Switched Access Service charges as described in 6.7.9 following.

The following provision applies to the treatment of VoIP-PSTN Access Traffic pursuant to the Federal Communications Commission's Part 51 Interconnection Rules and in compliance with the Federal Communications Commission's Report and Order and Further Notice of Proposed Rulemaking in CC Docket Nos. 96-45 and 01-92; GN Docket No. 09-51; WC Docket Nos. 03-109, 05-337, 07-135 and 10-90; and WT Docket No. 10-208, adopted October 27, 2011 and released November 18, 2011 (FCC 11-161). In the absence of an interconnection agreement between the Telephone Company and the customer specifying the treatment of VoIP-PSTN Access Traffic, the Telephone Company will bill the customer the applicable switched access rates and charges specified in Section 31.6, following,

ACCESS SERVICE

6. Switched Access Service (Cont'd)6.1 General (Cont'd)6.1.1 Switched Access Service Arrangements and Manner of Provision

Switched Access Service is provided in four bundled service arrangements of standard and optional features called Feature Group A (FGA), Feature Group B (FGB), Feature Group C (FGC) and Feature Group D (FGD) or in two unbundled Basic Serving Arrangements (BSAs) of alternative features and optional BSEs called Circuit Switched Line (CSL) BSA and Circuit Switched Trunk (CST) BSA. In addition, 800 Data Base Access Service is available through the use of CST BSA - Option 2 or 3 or Feature Groups C or D, Advanced Access Screening Capability is available through the use of CST BSA - Option 3 or Feature Group D and 900 Access Service is available through the use of CST BSA - Option 1, 2 or 3 or Feature Groups B, C or D.

The arrangements are differentiated by their technical characteristics, e.g. line side vs. trunk side connection at the Telephone Company entry switch, and the manner in which an end user accesses them in originating calling, e.g. with or without an access code.

(A) Feature Group Arrangements

Following is a brief description of the four Feature Group Arrangements.

(1) Feature Group A (FGA)

FGA Access, which is available to all customers, provides line side access to Telephone Company end office switches with an associated seven digit local telephone number for the customer's use in originating communications from and terminating communications to an Interexchange Carrier's interstate service or a customer provided interstate communications capability. The customer must specify the Interexchange Carrier to which the FGA service is connected or, in the alternative, specify the means by which the FGA access communication is transported to another state. A more detailed description of FGA Access is provided in 6.2.1. following.

ACCESS SERVICE

6. Switched Access Service (Cont'd)6.1 General (Cont'd)6.1.1 Switched Access Service Arrangements and Manner of Provision (Cont'd)(A) Feature Group Arrangements (Cont'd)(2) Feature Group B (FGB)

FGB Access, which is available to all customers, provides trunk side access to Telephone Company end office switches with an associated uniform 950-XXXX access code for non-900 Access Service for the customer's use in originating communications from and terminating communications to an Interexchange Carrier's interstate service or a customer provided interstate communications capability. The customer must specify the Interexchange Carrier to which the FGB service is connected or, in the alternative, specify the means by which the FGB access communication is transported to another state. A more detailed description of FGB Access is provided in 6.2.2 following.

(3) Feature Group C (FGC)

FGC Access, which is available only to providers of MTS and WATS, provides trunk side access to Telephone Company end office switches for the customer's use in originating and terminating communications. This service is available in all end offices which are not equipped for Feature Group D or CST BSA - Option 3 End Office Switching. Existing FGC Access will be converted to Feature Group D or CST BSA - Option 3 Access when it becomes available in an end office. A more detailed description of FGC Access is provided in 6.2.3 following.

(4) Feature Group D (FGD)

FGD Access, which is available to all customers, provides trunk side access to Telephone Company end office switches with an associated uniform 101XXXX access code for the customer's use in originating and terminating communications. Where Minimum Divergence Access Service is provided, the 101XXXX access code is not available. A more detailed description of FGD Access is provided in 6.2.4 following.

ACCESS SERVICE

6. Switched Access Service (Cont'd)6.1 General (Cont'd)6.1.1 Switched Access Service Arrangements and Manner of Provision (Cont'd)(B) Basic Serving Arrangements

Following is a brief description of the two Basic Serving Arrangements.

(1) Circuit Switched Line (CSL)

CSL BSA Access, which is available to all customers, provides line side access to Telephone Company end office switches with an associated seven digit local telephone number for the customer's use in originating communications from and terminating communications to an Interexchange Carrier's interstate service or a customer provided interstate communications capability. The customer must specify the Interexchange Carrier to which the CSL BSA service is connected or, in the alternative, specify the means by which the CSL BSA access communication is transported to another state. A more detailed description of CSL BSA is provided in 6.2.5 following.

(2) Circuit Switched Trunk (CST)

CST BSA provides trunk side access to customers in four options.

- (a) CST BSA - Option 1 Access, which is available to all customers, provides trunk side access to Telephone Company end office switches with an associated uniform 950-XXXX access code for non-900 Access Service for the customer's use in originating communications from and terminating communications to an Interexchange Carrier's interstate service or a customer provided interstate communications capability. The customer must specify the Interexchange Carrier to which the CST BSA - Option 1 service is connected or, in the alternative, specify the means by which the CST BSA - Option 1 access communication is transported to another state. A more detailed description of CST BSA - Option 1 Access is provided in 6.2.7 following.

ACCESS SERVICE

6. Switched Access Service (Cont'd)6.1 General (Cont'd)6.1.1 Switched Access Service Arrangements and Manner of Provision (Cont'd)(B) Basic Serving Arrangements (Cont'd)(2) Circuit Switched Trunk (CST) (Cont'd)

- (b) CST BSA - Option 2 Access, which is available only to providers of MTS and WATS, provides trunk side access to Telephone Company end office switches for the customer's use in originating and terminating communications. This service is available in all end offices which are not equipped for CST BSA - Option 3 End Office Switching. Existing CST BSA - Option 2 Access will be converted to CST BSA - Option 3 Access when it becomes available in an end office. A more detailed description of CST BSA - Option 2 Access is provided in 6.2.8 following.
- (c) CST BSA - Option 3 Access, which is available to all customers, provides trunk side access to Telephone Company end office switches with an associated uniform 101XXXX access code for the customer's use in originating and terminating communications. Where Minimum Divergence Access Service is provided, the 101XXXX access code is not available. A more detailed description of CST BSA - Option 3 Access is provided in 6.2.9 following.
- (d) CST BSA -Option 4 Access, which is available to all customers, provides trunk side access with line treatment at the first point of switching. This option is available at suitably equipped electronic end offices. A more detailed description of CST BSA - Option 4 is provided in 6.2.10 following.

ACCESS SERVICE

6. Switched Access Service (Cont'd)6.1 General (Cont'd)6.1.1 Switched Access Service Arrangements and Manner of Provision (Cont'd)(C) 800 Data Base Access Service

For purposes of administering the rules and regulations set forth in this tariff regarding the provision of 800 Database Access Service, except where otherwise specified, the term 800 Database Access Service shall include any of the following NPAs: 888, 877, 866, 855, 844, 833 and 822 as they become available to the industry.

800 Data Base Access Service is a service offering utilizing originating trunk side Switched Access Service. The service provides for the forwarding of end user dialed 800 calls to a Telephone Company Service Switching Point which will initiate a query to the data base to perform the customer identification function. The call is forwarded to the appropriate customer based on the dialed 800 number. The customer has the option of having the dialed 800 number (e.g., 800-NXX-XXXX) or, if the 800 to POTS Number Translation feature is specified, a translated ten digit POTS number (i.e., NPA-NXX-XXXX) delivered to the customer premises.

No access code is required for 800 Data Base Access Service. When an 800 call is originated by an end user, the Telephone Company will perform the customer identification function based on the dialed digits to determine the customer location to which the call is to be routed. The customer identification will be based on 10 digits (e.g., 800-NXX-XXXX), however, for certain special use 800 NXXs, the customer identification will be based on six digits (i.e., 800-NXX). The customer identification function will be available at suitably equipped end office or access tandem switches. If the call originates from an end office not equipped to provide the customer identification function, the call will be routed to an access tandem at which the function is available. In this case, the Tandem Signaling Option will not be available for use with the 800 Data Base Access Service. Once customer identification has been established, the call will be routed to the customer. Calls originating from an end office switch not included in the customer's area of service for 800 Data Base Access Service will not be completed.

ACCESS SERVICE

6. Switched Access Service (Cont'd)6.1 General (Cont'd)6.1.1 Switched Access Service Arrangements and Manner of Provision (Cont'd)(C) 800 Data Base Access Service (Cont'd)

The manner in which 800 Data Base Access Service is provided from an end office equipped with equal access capabilities (i.e., FGD or CST BSA - Option 3), all such service will be provisioned as either Feature Group B, D, CST BSA - Option 1 or CST BSA - Option 3. When 800 Data Base Access Service is provided from designated electromechanical end offices, such service will be provisioned as Feature Group C, Feature Group D, or CST BSA - Option 2 or 3.

Unless prohibited by network considerations, e.g., different dialing plans, the customer's 800 Data Base Access Service traffic may, at the option of the customer, be combined in the same trunk group arrangement with the customer's other Access Service traffic of the same Switched Access Service Arrangement type or be combined in the same trunk group arrangement with the customer's 900 Access Service traffic of the same Switched Access Service Arrangement type with the following limitation. Combining 800 Data Base Access Service traffic with the customer's direct routed Switched Access Service Arrangements or 900 Access Service traffic of the same Switched Access Service Arrangement type will be allowed only when the end office is equipped to perform the customer identification function. When required by network considerations, a separate trunk group must be established for 800 Data Base Access Service.

The hoarding of toll free 800 numbers by customers is prohibited by the Federal Communications Commission. In accordance with the provisions of the Federal Communications Commission's Second Report and Order and Further Notice of Proposed Rulemaking as set forth in FCC 97-123, In the Matter of Toll Free Service Access Codes, CC Docket FCC 95-155, adopted April 4, 1997, and released April 11, 1997, the Federal Communications Commission has concluded that hoarding, defined as the acquisition of more toll free numbers than one intends to use for the provision of toll free service, as well as the sale of a toll free number by a private entity for a fee, is contrary to the public interest in the conservation of the scarce toll free number resource and contrary to the Federal Communications Commission's responsibility to promote the orderly use and allocation of toll free numbers.

ACCESS SERVICE

6. Switched Access Service (Cont'd)6.1 General (Cont'd)6.1.1 Switched Access Service Arrangements and Manner of Provision (Cont'd)(C) 800 Data Base Access Service (Cont'd)

The warehousing of toll free 800 numbers by a Responsible Organization, defined as an entity responsible for the management and administration of an 800 number record in the 800 Service Management System (SMS), is prohibited by the Federal Communications Commission. In accordance with the provisions of the Federal Communications Commission's Second Report and Order and Further Notice of Proposed Rulemaking as set forth in FCC 97-123, In the matter of Toll Free Service Access Codes, CC Docket FCC 95-155, adopted April 4, 1997, and released April 11, 1997, "(1) the Federal Communications Commission has concluded that warehousing, which the Federal Communications Commission defines as Responsible Organizations, either directly or indirectly through an affiliate, reserving toll free numbers from the SMS database without having an identified toll free subscriber for whom those numbers are being reserved, is an unreasonable practice under section 201(b) of the Communications Act and is inconsistent with our obligation under section 251(e) of the Communications Act to ensure that numbers are made available on an equitable basis; and (2) If a Responsible Organization does not have an identified toll free subscriber agreeing to be billed for service associated with each toll free number reserved from the database, or if a Responsible Organization does not have an identified, billed toll free subscriber before switching a number from reserved or assigned to working status, then there is a rebuttable presumption that the Responsible Organization is warehousing numbers. Responsible Organizations that warehouse numbers will be subject to penalties."

ACCESS SERVICE

6. Switched Access Service (Cont'd)6.1 General (Cont'd)6.1.1 Switched Access Service Arrangements and Manner of Provision (Cont'd)(C) 800 Data Base Access Service (Cont'd)(1) Enhanced Data Base Service

(C)(X)

The following Enhanced Services are available on an optional basis and include the basic query service described above.

|
(C)(X)

(a) Call Handling and Destination Feature

(C)(X)

The Call Handling and Destination Feature is available to 800 Data Base Access Service customers on an optional basis. This feature allows for the customer to create call processing logic for 800-NXX-XXXX dialed calls. In this manner the 800 Data Base Access Service can be customized to meet individual requirements. The feature may be used in combination with one or more routing options based upon customer specification and technical switch limitations.

(C)(X)

The customer may segment the 800 calls based on the following options to choose different terminating destinations and/or multiple carriers:

- Specific telephone number of the calling party
- Time of day
- Day of week
- Special days of the year (e.g., December 25)
- Percentage of traffic (in one percent increments)

The availability of Call Handling and Destination based on the specific telephone number of the calling party is subject to the Telephone Company's ability to obtain full 10-digit ANI of the calling party.

(b) 800 to POTS Translation Optional Feature

(C)(X)

The 800 to POTS Translation Optional Feature allows customers to designate a 10 digit POTS telephone number to be translated from a specific 800 number to be delivered to the customer premises. If the POTS number translation feature is ordered, the customer will be unable to determine that such calls originated as 800 dialed calls unless the customer also orders the Automatic Number Identification (ANI) optional feature or BSE.

(C)(X)

(X) Filed under Authority of Special Permission 21-002.

ACCESS SERVICE

6. Switched Access Service (Cont'd)6.1 General (Cont'd)6.1.1 Switched Access Service Arrangements and Manner of Provision (Cont'd)(D) 900 Access Service

900 Access Service is a LATA-wide offering utilizing originating trunk side Switched Access Service. The service provides for the forwarding of end user dialed 1+900-NXX-XXXX calls to a Telephone Company switch capable of performing a customer identification function. Based on the NXX, the call is forwarded to the appropriate customer.

At the option of the customer, 900 Access Service may also be provided with the 0+900 Option. The 0+900 Option is a LATA-wide offering which provides for the forwarding of end user dialed 0+900+NXX-XXXX calls to the customer based on the dialed NXX. The 0+900 Option is only offered in conjunction with 900 Access Service. The 0+900 Option is available in serving wire centers as specified in the NATIONAL EXCHANGE CARRIER ASSOCIATION INC., TARIFF F.C.C. NO. 4.

No access code is required for 900 Access Service or the 0+900 Option. When a 1+ or 0+900-NXX-XXXX call is originated by an end user, the Telephone Company will perform the customer identification function based on the dialed digits to determine the customer location to which the call is to be routed. For 900 Access Service, the customer identification function will be available at suitably equipped end office or access tandem switches. If the call originates from an end office switch not equipped to provide the customer identification function, the call will be routed to the access tandem at which the function is available. Once customer identification has been established, the call will be routed to the customer. For the 0+900 Option, the customer identification function is available only at suitably equipped equal access end office switches.

ACCESS SERVICE

6. Switched Access Service (Cont'd)6.1 General (Cont'd)6.1.1 Switched Access Service Arrangements and Manner of Provision (Cont'd)(D) 900 Access Service (Cont'd)

The manner in which 900 Access Service is provisioned is dependent on the status of the end office from which the service is provided, (i.e., equipped with equal access capabilities or not equipped with equal access capabilities) and/or the status of the customer (i.e., MTS/WATS provider or MTS/WATS-type provider). When 900 Access Service is provided from an end office equipped with equal access capabilities (i.e., FGD or CST BSA - Option 3), all such service will be provisioned as Feature Group D or CST BSA - Option 3. When 900 Access Service is provided from an end office not equipped with equal access capabilities, such service will be provisioned in the same manner in which the customer's non-900 Switched Access Service from such end office is provisioned (i.e., as Feature Group B, Feature Group C, or CST BSA - Option 1 or 2).

The 0+900 Option is available only when combined with 900 Access Service provided with FGD or CST BSA - Option 3.

ACCESS SERVICE

6. Switched Access Service (Cont'd)6.1 General (Cont'd)6.1.1 Switched Access Service Arrangements and Manner of Provision (Cont'd)(D) 900 Access Service (Cont'd)

Unless prohibited by network considerations, the customer's 900 Access Service traffic may, at the option of the customer, be combined in the same trunk group arrangement with the customer's other Access Service traffic of the same Switched Access Service Arrangement or be combined in the same trunk group arrangement with the customer's 800 Data Base Access Service traffic of the same Switched Access Service Arrangement. When required by network considerations, a separate trunk group must be established for 900 Access Service.

Calls originating from a LATA for which a customer has not ordered 900 Access Service NXX codes activated will not be completed.

The following 1+900+NXX-XXXX calls will be blocked by the Telephone Company:

- calls dialed with a 101XXXX access code,
- calls from Inmate Service, and
- calls originating from Hotel/Motel Service with no on-premises billing system.

The following 0+900+NXX-XXXX calls will be blocked by the Telephone Company.

- calls dialed with a 101XXXX access code,
- calls from Inmate Service, and
- calls originating to a customer that has not subscribed to the 0+900 Option.

ACCESS SERVICE

6. Switched Access Service (Cont'd)6.1 General (Cont'd)6.1.1 Switched Access Service Arrangements and Manner of Provision (Cont'd)(D) 900 Access Service (Cont'd)

If a customer requests the 0+900 Option, it is the customer's responsibility to insure that 0+900 calls are provided in conjunction with the customer's credit card billing. Calls utilizing the Telephone Company's calling card and operator assisted calls, such as collect and third party billing are not permitted with the 0+900 Option.

(E) Telecommunications Relay Service (TRS) Equal Access Interconnection

TRS Equal Access Interconnection is available to TRS Carriers to interconnect with the Telephone Company to provide originating equal access to their end users. The TRS Interconnection provides trunk side access over SONET Service or Switched Access Entrance Facilities and Direct Trunked Transport Facilities from a TRS Carrier to a Telephone Company Access Tandem which enables the TRS Carrier to transfer TRS calls from an end user, to the Telephone Company's Access Tandem to reach the end user's Carrier of Choice. The Telephone Company does not provide end office local switching functions with this arrangement. The signaling protocol transmitted by the TRS Carrier is subject to the technical limitations for FGD specified in Technical Reference NPL 000258, Issue 1. The TRS Carrier shall comply with all operating, technical and service quality standards as specified in 6.2.4 for originating Feature Group D Service. The TRS Equal Access Interconnection nonrecurring charge applies per TRS Interconnection as specified in 31.6.1 (H) following.

The TRS Carrier will be billed the Entrance Facility Channel Termination or SONET Service rate and the Direct Trunked Transport Channel Mileage or SONET Service fixed and per mile rates as specified in 30.6 following for MSA pricing and 31.6 for all other Switched Access rates and 31.26 following for SONET Service rates.

The TRS Carrier will furnish to the Telephone Company all information which the Telephone Company may require to bill Interexchange Carriers for the access provided by the Telephone Company. The TRS Carrier shall keep sufficient call detail records for IC billing and, upon request of the Telephone Company make the records available for inspection. Such information shall be furnished by the TRS Carrier in a form and according to a regular schedule mutually agreed upon between the Telephone Company and TRS Carrier.

ACCESS SERVICE

6. Switched Access Service (Cont'd)

6.1 General (Cont'd)

6.1.1 Switched Access Service Arrangements and Manner of Provision (Cont'd)

(E) Telecommunications Relay Service (TRS) Equal Access Interconnection (Cont'd)

The TRS carrier shall inform Interexchange Customers seeking equal access to the TRS Carrier's switch via an access tandem(s) owned and operated by the Telephone Company, that FGD Access from the IC to the access tandem must exist or be ordered from the Telephone Company in order to receive TRS traffic

ACCESS SERVICE

6. Switched Access Service (Cont'd)6.1 General (Cont'd)6.1.1 Switched Access Service Arrangements and Manner of Provision (Cont'd)(F) Advanced Access Screening Capability

Advanced Access Screening Capability is a LATA-wide offering utilizing originating FGD or CST BSA - Option 3 Switched Access Service. The service provides for the forwarding of end user dialed 1+500-NXX-XXXX and, at the option of the customer, 0+500-NXX-XXXX calls to a Telephone Company switch capable of performing a customer identification function. Based on the NXX, the call is forwarded to the appropriate customer.

Advanced Access Screening Capability will be provided on a LATA-wide basis where available. In LATA's where Advanced Access Screening Capability is not fully deployed, Advanced Access Screening Capability will only be provided at suitably equipped end offices and/or Access Tandems in that LATA until such time as Advanced Access Screening Capability can be made available LATA-wide.

Advanced Access Screening Capability is available in serving wire centers as specified in the NATIONAL EXCHANGE CARRIER ASSOCIATION INC., TARIFF F.C.C. NO. 4.

No access code is required for Advanced Access Screening Capability. When a 1+ or 0+500+NXX-XXXX call is originated by an end user, the Telephone Company will perform the customer identification function based on the dialed digits to determine the customer location to which the call is to be routed. For Advanced Access Screening Capability, the customer identification function will be available at suitably equipped end office or access tandem switches. If the call originates from an end office switch not equipped to provide the customer identification function, the call will be routed to the access tandem at which the function is available. Once customer identification has been established, the call will be routed to the customer.

Advanced Access Screening Capability will be provisioned as Feature Group D or CST BSA - Option 3. The Tandem Signaling Option is not available for use with Advanced Access Screening Capability.

ACCESS SERVICE

6. Switched Access Service (Cont'd)6.1 General (Cont'd)6.1.1 Switched Access Service Arrangements and Manner of Provision (Cont'd)(F) Advanced Access Screening Capability (Cont'd)

Unless prohibited by network considerations, the customer's 500 Advanced Access Screening Capability traffic may, at the option of the customer, be combined in the same trunk group arrangement with the customer's other Access Service traffic of the same Switched Access Service Arrangement or be combined in the same trunk group arrangement with the customer's 900 Access Service and/or 800 Data Base Access Service traffic of the same Switched Access Service Arrangement. When required by network considerations, a separate trunk group must be established for the Advanced Access Screening Capability 500 traffic.

Call originating in a LATA where the customer has not ordered the Advanced Access Screening Capability or in an end office where the Advanced Access Screening Capability is not available will not be completed.

The following 1+500+NXX-XXXX calls will be blocked by the Telephone Company:

- calls dialed with a 101XXXX access code,
- calls from WATS Access lines,
- calls originating from Inmate Service, and
- call originating from Hotel/Motel Service.

The following 0+500+NXX-XXXX calls will be blocked by the Telephone Company

- calls dialed with a 101XXXX access code,
- calls from WATS Access lines, and
- calls originating from Inmate Service,

ACCESS SERVICE

6. Switched Access Service (Cont'd)6.1 General (Cont'd)6.1.1 Switched Access Service Arrangements and Manner of Provision (Cont'd)(G) Prepaid Calling Service Access

Prepaid Calling Service Access is an originating switched access service that enables customers to receive originating interLATA, interstate or international sent-paid traffic when end users place calls using a Prepaid Calling Service card.

The Prepaid Calling Service card is available to end users in varying dollar denominations that can be used in conjunction with Prepaid Calling Service Access to place prepaid interLATA, interstate or international sent-paid calls.

For Prepaid Calling Service Access, the customer must order Feature Group D or CST BSA - Option 3 service that is switched through the end office or access tandem serving the end office in each LATA designated by the Telephone Company as the Prepaid Calling Service Access wire center. The Prepaid Calling Service Access wire centers are identified in the NATIONAL EXCHANGE CARRIER ASSOCIATION TARIFF F.C.C. NO. 4. The transport for the Prepaid Calling Service Access between the serving wire center of the customer designated premises or multiplexing node and the Prepaid Calling Service Access wire center will be provided as Direct Trunked Transport or, at the customer's option, may be provided from the access tandem which the Prepaid Calling Service Access wire center subtends as Tandem Switched Transport.

Customers requesting Prepaid Calling Service Access must have a Prepaid Calling Service billing agreement with the Telephone Company.

When the Prepaid Calling Service card is used for interLATA, interstate or international calling, the system will prompt the end user caller to identify the Carrier Identification Code (CIC) of the customer the end user wishes to have transport the call. The selection made on the initial interLATA, interstate or international call will remain the same for all subsequent uses of the Prepaid Calling Service card unless the end user chooses a different carrier at a later time. If on the initial interLATA, interstate or international call, the end user does not respond with a valid CIC of a customer participating in Prepaid Calling Service Access, a carrier will be allocated as set forth in 13.3.3 following.

ACCESS SERVICE

6. Switched Access Service (Cont'd)6.1 General (Cont'd)6.1.1 Switched Access Service Arrangements and Manner of Provision (Cont'd)(G) Prepaid Calling Service Access (Cont'd)

The list of participating Prepaid Calling Service Access customers read by the Prepaid Calling Service system will be updated monthly. The initial order by which the customers will be listed will be determined by lottery. For each subsequent monthly update following the initial order selection, the customer in the first position on the list will be moved to the last position on the list. All other customers on the list will be moved up one position, e.g., 3rd to 2nd, 1st to 2nd, etc. New Prepaid Calling Service Access customers will be placed at the bottom of the list of customers pending the next monthly update.

Calls to 500, 800, 900, 976 or 555 numbers will be blocked.

Prepaid Calling Service Access is provisioned in accordance with the technical characteristics available with Feature Group D or CST BSA - Option 3. Prepaid Calling Access Service is available with Interface Groups 2, 6 and 9 at the customer premises, multiplexing node or virtual collocation arrangement as described in Section 6.1.3(A)(1) following. These interfaces are provided with Type A Transmission Specifications.

Prepaid Calling Service card calls are delivered to the customer with unique ANI digits. Customers subscribing to Prepaid Calling Service Access must be able to recognize these unique ANI digits in order to identify Prepaid Calling Service Access calls.

Unless prohibited by technical limitations, the customer's Prepaid Calling Service Access traffic may be combined in the same trunk group arrangement with the customer's non Prepaid Calling Service Access traffic, at the customer's option.

The Feature Group D or CST BSA -Option 3 rates and charges as set forth in Section 31.6 following will apply for the Prepaid Calling Service Access. The usage measurement for Prepaid Calling Service Access will be in accordance with the regulations set forth in Section 6.7.6 following. The mileage measurement for transport provided in conjunction with Prepaid Calling Service Access will be in accordance with the mileage measurement regulations set forth in Section 6.7.11 following.

ACCESS SERVICE

6. Switched Access Service (Cont'd)6.1 General (Cont'd)6.1.1 Switched Access Service Arrangements and Manner of Provision (Cont'd)(H) Manner of Provision

Switched Access is furnished in either quantities of lines or trunks, or, for tandem switched transport, in busy hour minutes of capacity (BHMCs). FGA and CSL BSA Access are furnished on a per-line basis. FGB and CST BSA - Option 1 or 4 Access are furnished on a per trunk basis. FGC, FGD, CST BSA - Option 2 and 3 Access are furnished on a BHMC basis for tandem switched transport only. TRS Equal Access Interconnections, FGD or CST BSA - Option 3 may also be provided to customers on a per trunk basis as set forth in 5.2 preceding.

BHMCs and trunks are differentiated by type and directionality of traffic carried over a Switched Access Service Arrangement. Differentiation of traffic is necessary for the Telephone Company to properly design Switched Access Service to meet the traffic carrying capacity requirement.

There are three major traffic types. These are: Originating, Terminating and Switched Data (e.g., SWITCHEDWAY Service Access Capability and Switched Wideband Capability). Originating traffic type represents access capacity within a LATA for carrying traffic from the end user to the customer; Terminating traffic type represents access capacity within a LATA for carrying traffic from the customer to the end user; and Switched Data Services traffic type represents access capacity within a LATA for carrying digital traffic between the customer and the end user. When ordering capacity for FGB Access, FGC Access, FGD Access or CST BSA - Option 1, 2 or 3 Access, the customer must at a minimum specify such access capacity in terms of Originating traffic type and/or Terminating traffic type or Switched Data Services (available with FGD or CST BSA - Option 3 only).

(C)
(C)
(C)
(C)
(C)
(C)
(C)

ACCESS SERVICE

6. Switched Access Service (Cont'd)

6.1 General (Cont'd)

6.1.1 Switched Access Service Arrangements and Manner of Provision (Cont'd)

(H) Manner of Provision (Cont'd)

Because some customers will wish to further segregate their originating FGB, FGC, FGD or CST BSA - Option 1, 2, 3 or 4 traffic into separate trunk groups or because segregation may be required by network considerations, Originating traffic type is further categorized into Domestic, 500, 800, 900, and IDDD. Domestic traffic type represents access capacity for carrying only domestic traffic other than 500, 800, and 900 traffic; IDDD traffic type represents access capacity for carrying only international traffic; and, 500, 800, or 900 types represent access capacity for carrying, respectively, only 500, 800, or 900 traffic. When ordering such types of access capacity, the FGC, FGD, CST BSA - Option 2 or 3 customer must specify Domestic, 500, 800, 900 or IDDD traffic type.

(C)
|
|
|
|
(C)

ACCESS SERVICE

6. Switched Access Service (Cont'd)6.1 General (Cont'd)6.1.2 WATS Access Line Service

WATS Access Line Service is a type of Special Access Service that is provided for use with all Switched Access Service Arrangements except CST BSA - Option 4. WATS Access Line Service connects an end user premises with a WATS Serving Office (WSO). This service is described in 7.2.10 following.

(A) WATS Access Line Service Optional Features(1) 101XXXX Capability

This option, which is available with either originating only WATS Access Line (WAL) Service not equipped with the End Office End User Line Service Screening optional feature or with two-way WAL Service, provides the capability for the end user of such service to originate calls to Feature Group D (FGD) or CST BSA - Option 3 Switched Access Services by dialing the appropriate 101XXXX access code. These calls will be routed to the Switched Access Service customer(s) so designated which provide(s) FGD or CST BSA - Option 3 Switched Access Service to the end office (WSO) from which the WAL Service is provided. When the 101XXXX access code is used, FGD or CST BSA - Option 3 switching also provides for dialing the end-of-dialing (#) for cut-through access to the FGD or CST BSA - Option 3 customer's premises.

ACCESS SERVICE

6. Switched Access Service (Cont'd)

6.1 General (Cont'd)

6.1.3 Rate Categories

There are three rate categories which apply to Switched Access Service: Local Transport (described in 6.1.3(A) following); Local Switching (described in 6.1.3(B) following); and Common Line (described in Sections 3. and 4. Preceding).

Rates and charges for Switched Access Services are found in Sections 30 and 31 following. Section 30 contains rates and charges for services which are served from a wire center in a qualifying Metropolitan Statistical Service Area (MSA) which has achieved Phase II pricing relief as described in Section 15.2 following. Section 31 contains rates and charges for all other services.

In addition, other charges may apply as set forth following. An Equal Access Cost Recovery rate, as set forth in 31.16 following applies to Interexchange Carriers who obtain FGD or CST BSA - Option 3 Switched Access Service. A Customer Identification Parameter Charge, as set forth in 31.6 following applies to customers who obtain 800 Data Base Access Service.

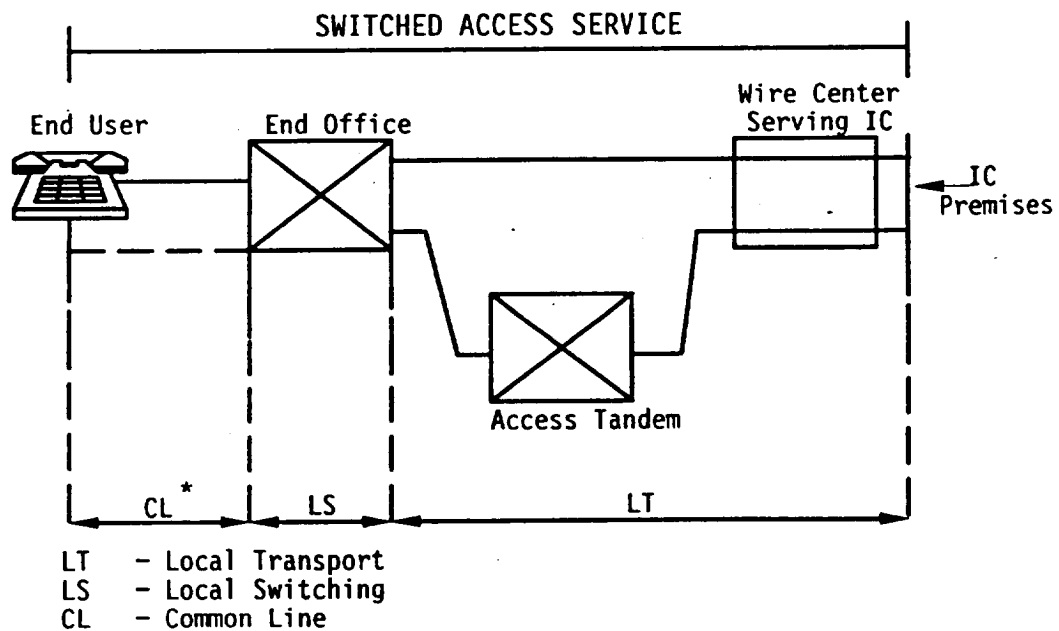
(C)(X)
(C)(X)

(X) Filed under Authority of Special Permission 21-002.

ACCESS SERVICE

6. Switched Access Service (Cont'd)6.1 General (Cont'd)6.1.3 Rate Categories (Cont'd)

The following diagram depicts a generic view of the components of Switched Access Service and the manner in which the components are combined to provide a complete Access Service. For additional examples of Tandem Switched Transport see Section 2.4.7 preceding.



*Common Line Access is provided under Sections 3. and 4. preceding.

ACCESS SERVICE

6. Switched Access Service (Cont'd)6.1 General (Cont'd)6.1.3 Rate Categories (Cont'd)(A) Local Transport

The Local Transport rate category provides the transmission facilities between the customer's premises, multiplexing node or virtual collocation arrangement and the end office switch(es) where the customer's traffic is switched to originate or terminate the customer's communications. For purposes of determining Local Transport Channel Mileage for dedicated transport, distance will be measured from the wire center that normally serves the customer's premises, multiplexing node or virtual collocation arrangement to either the end office switch(es) or the access tandem. Exceptions to the mileage measurement rules are set forth in 6.7.11 following.

Local Transport is a two-way voice frequency transmission path composed of facilities specified by the customer (dedicated transport) or determined by the Telephone Company (common transport). The two-way voice frequency transmission path permits the transport of calls in the originating direction (from the end user end office switch to the customer's premises, multiplexing node or virtual collocation arrangement) and in the terminating direction (from the customer's premises, multiplexing node or virtual collocation arrangement to the end office switch), but not simultaneously. The voice frequency transmission path may be comprised of any form or configuration of plant capable of and typically used in the telecommunications industry for the transmission of voice and associated telephone signals within the frequency bandwidth of approximately 300 to 3000 Hz.

The Telephone Company will work cooperatively with the customer in determining (1) whether the service is to be directly routed to an end office switch or through an access tandem switch, (2) routed through a TOPS tandem switch, and (3) the directionality of the service. In addition, when the customer has ordered Feature Group D or CST BSA - Option 3 with the SWITCHEDWAY Service Access Capability and/or the 64 kbps Clear Channel Capability (64CCC) optional feature(s), as set forth in 6.3.1(W) and 6.1.3(A)(2) following, the Telephone Company will assure that these facilities are capable of supporting 56 kbps digital data or 64 kbps clear channel digital data as appropriate.

ACCESS SERVICE

6. Switched Access Service (Cont'd)6.1 General (Cont'd)6.1.3 Rate Categories (Cont'd)(A) Local Transport (Cont'd)

When the customer has ordered FGD or CST BSA - Option 3 with the SS7 Signaling option, as set forth in 6.1.3(A)(2)(d) following, the Telephone Company will provide the option in accordance with the technical specifications set forth in Technical Publication GR-905 TR-TSV-000905 and TR-TSV-000962.

The circuits and equipment used for Local Transport may be dedicated to a single customer (dedicated transport) or used in common by multiple customers (common transport).

For dedicated transport, the customer must order or have in place an Entrance Facility from the customer premises, multiplexing node or virtual collocation arrangement to the serving wire center of the customer premises, multiplexing node or virtual collocation arrangement; or SONET Service from the customer designated premises to the serving wire center of the customer designated premises.

The customer has the option of a 2-wire Voice Grade, 4-wire Voice Grade, DS1, DS3 or IDSR Entrance Facility or a SONET Service as set forth in Section 26. following for Local Transport from the customer designated premises to the serving wire center of such customer designated premises or for Expanded Interconnection, the customer has the option of a DS1 or DS3 Entrance Facility or an IBT Service for Local Transport from the multiplexing node or virtual collocation arrangement to the serving wire center of such multiplexing node or virtual collocation arrangement. The customer also has the option of Voice Grade, DS1, DS3 or STS1 Direct Trunked Transport from the customer's serving wire center to designated end offices or access tandems. In addition, the Local Transport rate category provides for STS1 to DS1 multiplexing optional feature as set forth in Section 26.1.6 following or DS3 to DS1 or DS1 to Voice Multiplexing Optional Features as set forth in (A)(2)(h) following.

(C)

ACCESS SERVICE

6. Switched Access Service (Cont'd)6.1 General (Cont'd)6.1.3 Rate Categories (Cont'd)(A) Local Transport (Cont'd)

The Entrance Facility portion of the Local Transport rate category is comprised of a Standard Channel Termination rate or applicable SONET Service rate(s) for that portion of the voice frequency transmission path from the customer premises to the serving wire center of the customer premises.

An Office Channel Termination (OCT) Cross Connect monthly rate and nonrecurring charge will apply in lieu of the Standard Channel Termination for each Local Transport Entrance Facility terminated at an Expanded Interconnection multiplexing node. In addition, an OCT Termination Charge applies for each Office Channel Termination cross-connected to either a Telephone Company-provided POT Bay or a customer-provided, Telephone Company-maintained POT Bay at an Expanded Interconnection multiplexing node. (See note below.)

Note: See Section 28 for further information.

ACCESS SERVICE

6. Switched Access Service (Cont'd)6.1 General (Cont'd)6.1.3 Rate Categories (Cont'd)(A) Local Transport (Cont'd)

An OCT Cross Connect Nonrecurring Charge as set forth in Section 31.6 following will apply in lieu of the Standard Channel Termination Nonrecurring Charge for each Local Transport Entrance Facility terminated at a physical collocation arrangement. Office Channel Termination monthly rates apply to Switched Access Service connected to a physical Expanded Interconnection arrangement which has not converted under 28.1.1(H), 28.6.1(K) or 28.10.1(A)(4). An OCT POT Bay Termination charge and OCT Cable and Frame Termination charge as described in Section 28 following also apply. (See note below.)

A Virtual Office Channel Termination (VOCT) monthly rate and nonrecurring charge will apply in lieu of the Standard Channel Termination for each Local Transport Entrance Facility terminated at a virtual collocation arrangement.

A VOCT Nonrecurring Charge as set forth in Section 31.6 and a VOCT Access Charge as described in Section 28. following will apply for terminating Local Transport Entrance Facilities at an Expanded Interconnection virtual collocation arrangement.

Note: See Section 28 for further information.

ACCESS SERVICE

6. Switched Access Service (Cont'd)6.1 General (Cont'd)6.1.3 Rate Categories (Cont'd)(A) Local Transport (Cont'd)

The Local Transport rate category, when provided as Direct Trunked Transport (dedicated transport to an end office or access tandem), is comprised of a Channel Mileage rate. Dedicated Tandem Trunk Port rates, Host/Remote Transport rates, STS1 to DS1, DS3 to DS1 and DS1 to Voice Multiplexing charges or CCSA charges will apply, as appropriate. (C)

The Local Transport rate category, when provided as Tandem Switched Transport (dedicated transport to an access tandem and common transport from the access tandem to the end office), is comprised of a Channel Mileage rate, Dedicated Tandem Trunk Port rates, a Local Transport Termination rate, a Local Transport Facility rate, a Tandem Switching rate, and a Transport Multiplexing rate. Host/Remote Transport rates, or CCSA charges will apply as appropriate. (C)

The Local Transport rate category is also comprised of an Interconnection Charge which provides for interconnection with the Telephone Company Switched Access network.

The Direct Trunked Transport Channel Mileage rate provides for that portion of the voice frequency transmission path from the serving wire center of the customer premises or multiplexing node directly to an end office or an access tandem or for that portion of the voice frequency transmission path from the wire center with SONET multiplexing capability to an end office or access tandem, as applicable.

When the wire centers involved are located within different price density zones (pricing zones), the rates and charges applicable to the channel mileage element will be the rates and charges for the higher pricing zone. For example, pricing zone 3 rates and charges apply if one wire center is within pricing zone 2 and one wire center is within pricing zone 3. When one of the wire centers involved is located within a pricing zone and the other wire center involved is located within a MSA, the rates and charges applicable to the channel mileage element will be the rates and charges specified for the pricing zone.

ACCESS SERVICE

6. Switched Access Service (Cont'd)6.1 General (Cont'd)6.1.3 Rate Categories (Cont'd)(A) Local Transport (Cont'd)

The Dedicated Tandem Trunk Port rate provides for the termination of a voice frequency transmission path into the serving wire center side of an access tandem.

The Local Transport Termination rate provides for the termination of the voice frequency transmission path at the end office switch or the access tandem for traffic that is switched at an access tandem. The Local Transport Termination rate also provides for the termination of the voice frequency transmission path at a host end office.

The Host/Remote Transport Termination rate provides for the termination of the voice frequency transmission path at a remote switching system (RSS) or a remote switching module (RSM).

The Local Transport Facility rate provides for that portion of the voice frequency transmission path between the end office and the access tandem.

The Host/Remote Transport Facility rate provides for that portion of the voice frequency transmission path between a host end office and a remote switching system (RSS) or remote switching module (RSM).

The Local Transport Tandem Switching rate provides for the use of the Telephone Company tandem switching facilities.

The Transport Multiplexing rate provides for the use of common DS3 to DS1 multiplexers in the end office side of an access tandem for traffic that is switched at an access tandem and/or FGA or CSL BSA traffic.

At the customer's option, multiplexing functions may be performed at the serving wire center of the customer premises, a wire center with SONET multiplexing capability, multiplexing node or virtual collocation arrangement or at a Terminus, Intermediate or Super-Intermediate Hub. Channel Mileage rates and a Mid-Link nonrecurring charge will apply if multiplexing functions are performed between two Telephone Company Hubs.

ACCESS SERVICE

6. Switched Access Service (Cont'd)

6.1 General (Cont'd)

6.1.3 Rate Categories (Cont'd)

(A) Local Transport (Cont'd)

When the customer orders a DS3, multiplexed IBT, or IDSR Entrance Facility with DS3 Direct Trunked Transport to an end office or access tandem, the customer must order the DS3 to DS1 Multiplexing Optional Feature at the end office or access tandem.

When the customer orders an ISSP STS1 as its Direct Trunked Transport to an end office or access tandem, the customer must order the STS1 to DS1 Multiplexing Optional Feature at the end office or access tandem. ISSP STS1 service and multiplexing is set forth in Section 26.1.6 following.

Local Transport and the CCSA option are provided at the rates and charges set forth in 30.6 following for MSA pricing and 31.6 following for all other rates. The application of these rates is as set forth in 6.7.1(D), 6.7.1(E), 6.7.1(F) and 8.2.3 following.

(C)

ACCESS SERVICE

6. Switched Access Service (Cont'd)6.1 General (Cont'd)6.1.3 Rate Categories (Cont'd)(A) Local Transport (Cont'd)

CCSA is comprised of a STP Link Termination rate, a STP Link Transport rate and a STP Port rate. The STP Port rate is described in (B) Local Switching following.

The STP Link Termination rate provides for the connection from the customer designated premises to the serving wire center.

The STP Link Transport rate provides for the transmission facilities between the serving wire center of the customer designated premises and the Telephone Company STP or FSPOI.

Notwithstanding the first paragraph of this section 6.1.3(A), the Local Transport mileage for FGB, FGC, FGD or CST BSA - Option 1, 2, or 3 access minutes which originate from or terminate to a WATS Access Line Service, except as set forth following, will be calculated in accordance with 6.7.11(E) following.

ACCESS SERVICE

6. Switched Access Service (Cont'd)6.1 General (Cont'd)6.1.3 Rate Categories (Cont'd)(A) Local Transport (Cont'd)(1) Interface Groups

Seven Interface Groups are provided for terminating the Local Transport at the customer's premises and two Interface Groups are provided for terminating the Local Transport at the customer's multiplexing node or virtual collocation arrangement. Each Interface Group provides a specified premises interface determined by the type of entrance facility specified by the customer (e.g., two-wire Voice Grade, four-wire Voice Grade, DS1, DS3, IBT, OHS, IDSR, INTELLIBEAM Dedicated SONET Ring (IDSR), Dedicated SONET Ring(DSR). Where transmission facilities permit, the individual transmission path between the customer's premises, multiplexing node or virtual collocation arrangement and the first point of switching may, at the option of the customer, be provided with optional features as set forth in (2)(a), (b) and (c) following.

ACCESS SERVICE

6. Switched Access Service (Cont'd)6.1 General (Cont'd)6.1.3 Rate Categories (Cont'd)(A) Local Transport (Cont'd)(1) Interface Groups (Cont'd)

As a result of the customer's access order and the type of entrance facilities serving the customer's premises, the need for signaling conversions or two-wire to four-wire conversions, or the need to terminate digital or high frequency facilities may require that Telephone Company equipment be placed at the customer's premises. For example, if a voice frequency entrance facility is ordered by the customer and the Telephone Company facilities serving the customer's premises are digital, then Telephone Company channel bank equipment must be placed at the customer's premises in order to provide the voice frequency entrance facility ordered by the customer. For Expanded Interconnection, such equipment will be placed in Telephone Company space within the serving wire center, access tandem or remote node that serves the multiplexing node or virtual collocation arrangement.

Technical Publication TR-NWT-000334 provides compatibility and interface requirements for using SWITCHEDWAY Service Access Capability in conjunction with FGD or CST BSA - Option 3.

Compatibility and interface requirements for using Switched Access Interface Group 9 are in accordance with the guidelines set forth in Technical Reference GR-342, Issue 1.

Interface Group 1 is provided with Type C Transmission Specifications, and Interface Groups 2, 6, 7 and 9 are provided with Type A or B Transmission Specifications, depending on the Switched Access Service Arrangement and whether the Access Service is routed directly or through an access tandem. All Interface Groups are provided with Data Transmission Parameters.

ACCESS SERVICE

6. Switched Access Service (Cont'd)6.1 General (Cont'd)6.1.3 Rate Categories (Cont'd)(A) Local Transport (Cont'd)(1) Interface Groups (Cont'd)

Only certain premises interfaces are available at the customer's premises, multiplexing node or virtual collocation arrangement. The premises interfaces associated with the Interface Groups may vary among Switched Access Service Arrangements. The various premises interfaces which are available with the Interface Groups, and the Switched Access Service Arrangements with which they may be used, are set forth in (1)(f) following.

(a) Interface Group 1 (USOC TPP1X)

Interface Group 1, except as set forth in the following, provides two-wire voice frequency transmission at the point of termination at the customer's premises. The interface is capable of transmission of voice and associated telephone signals within the frequency bandwidth of approximately 300 to 3000 Hz.

Interface Group 1 is not provided in association with FGC, FGD or CST BSA - Option 2 or 3 when the first point of switching is an access tandem. In addition, Interface Group 1 is not provided in association with FGB, FGC, FGD or CST BSA - Option 1, 2, 3 or 4 when the first point of switching provides only four-wire terminations.

The transmission path between the point of termination at the customer's premises and the first point of switching may be comprised of any form or configuration of plant capable of and typically used in the telecommunications industry for the transmission of voice and associated telephone signals within the frequency bandwidth of 300 to 3000 Hz.

ACCESS SERVICE

6. Switched Access Service (Cont'd)6.1 General (Cont'd)6.1.3 Rate Categories (Cont'd)(A) Local Transport (Cont'd)(1) Interface Groups (Cont'd)(a) Interface Group 1 (USOC TPP1X) (Cont'd)

The interface is provided with loop supervisory signaling. When the interface is associated with FGA or CSL BSA, such signaling will be loop start or ground start signaling. When the interface is associated with FGB, FGC, FGD, CST BSA - Option 1, 2, 3 or terminating CST BSA - Option 4 with DNIS on 800, such signaling, except for two-way calling which is E&M signaling, will be reverse battery signaling. Interface Group 1 is not available with SONET Service.

(b) Interface Group 2 (USOC TTP2X)

Interface Group 2 provides four-wire voice frequency transmission at the point of termination at the customer's premises. The interface is capable of transmission of voice and associated telephone signals within the frequency bandwidth of approximately 300 to 3000 Hz.

The transmission path between the point of termination at the customer's premises and the first point of switching may be comprised of any form of configuration of plant capable of and typically used in the telecommunications industry for the transmission of voice and associated telephone signals within the frequency bandwidth of approximately 300 to 3000 Hz.

The interface is provided with loop supervisory signaling. When the interface is associated with FGA or CSL BSA, such signaling will be loop start or ground start signaling. When the interface is associated with FGB, FGC, FGD or CST BSA - Option 1, 2, 3 or terminating CST BSA - Option 4 with DNIS on 800, such signaling, except for two-way calling which is E&M signaling, will be reverse battery signaling.

Interface Group 2 is not available with SONET Service.

ACCESS SERVICE

6. Switched Access Service (Cont'd)6.1 General (Cont'd)6.1.3 Rate Categories (Cont'd)(A) Local Transport (Cont'd)(1) Interface Groups (Cont'd)(c) Interface Group 6 (USOC TPP6X)

Interface Group 6 provides DS1 level digital transmission at the point of termination at the customer's premises, multiplexing node or virtual collocation arrangement. The interface is capable of transmitting electrical signals at a nominal 1.544 Mbps, with the capability to channelize up to 24 voice frequency transmission paths. Before the first point of switching, when analog switching utilizing analog terminations is provided, the Telephone Company will provide multiplex and channel bank equipment to derive 24 transmission paths of a frequency bandwidth of approximately 300 to 3000 Hz. When digital switching or analog switching with digital carrier terminations is provided, the Telephone Company will provide, at the first point of switching, a DS1 signal in D3/D4 format.

The interface is provided with individual transmission path bit stream supervisory signaling.

Interface Group 6 is not available with IntelliBeam Entrance Loop as set forth in Section 26.1.4 following.

ACCESS SERVICE

6. Switched Access Service (Cont'd)6.1 General (Cont'd)6.1.3 Rate Categories (Cont'd)(A) Local Transport (Cont'd)(1) Interface Groups (Cont'd)(d) Interface Group 7 (USOC TPP7X)

Interface Group 7 provides DS1C level digital transmission at the point of termination at the customer's premises. The interface is capable of transmitting electrical signals at a nominal 3.152 Mbps, with the capability to channelize up to 48 voice frequency transmission paths. Before the first point of switching, when analog switching utilizing analog terminations is provided, the Telephone Company will provide multiplex and channel bank equipment to derive up to 48 voice frequency transmission paths of a frequency bandwidth of approximately 300 to 3000 Hz. When digital switching or analog switching with digital carrier terminations is provided, the Telephone Company will provide, at the first point of switching, DS1 signals in D3/D4 format.

The interface is provided with individual transmission path bit stream supervisory signaling.

Interface Group 7 is not available with SONET Service.

ACCESS SERVICE

6. Switched Access Service (Cont'd)6.1 General (Cont'd)6.1.3 Rate Categories (Cont'd)(A) Local Transport (Cont'd)(1) Interface Groups (Cont'd)(e) Interface Group 9 (USOC TPP9X)

Interface Group 9 provides DS3 level digital transmission at the point of termination at the customer's premises, multiplexing node or virtual collocation arrangement. The interface is capable of transmitting electrical or optical signals at a nominal 44.736 Mbps, with the capability to channelize up to 28 DS1 transmission paths or up to 672 voice frequency transmission paths. Before the first point of switching, when analog switching utilizing analog terminations is provided, the Telephone Company will provide multiplex and channel bank equipment to derive up to 672 transmission paths of a frequency bandwidth of approximately 300 to 3000 Hz. When digital switching, or analog switching with digital carrier terminations is provided, the Telephone Company will provide, at the first point of switching, DS1 signals in D3/D4 format.

The interface is provided with individual transmission path bit stream supervisory signaling.

ACCESS SERVICE

6. Switched Access Service (Cont'd)6.1 General (Cont'd)6.1.3 Rate Categories (Cont'd)(A) Local Transport (Cont'd)(1) Interface Groups (Cont'd)(f) Synchronous Transport Signal Level 1 (STS-1) (USOC TPPZS)

A synchronous Transport Signal Level 1 (STS-1) Interface provides a 51.84 Mbps signal that is the electrical equivalent of the SONET OC-1 signal. The interface is capable of transmitting electrical signals at DS3 (44.736 Mbps), with the capability to channelize up to 28 DS1 transmission paths or up to 672 voice frequency transmission paths.

The interface will only be available in Telephone Company end offices and access tandems that have been designated as Intermediate Hubs and are equipped with the STS-1 capable digital cross connect systems.

ACCESS SERVICE

6. Switched Access Service (Cont'd)6.1 General (Cont'd)6.1.3 Rate Categories (Cont'd)(A) Local Transport (Cont'd)(1) Interface Groups (Cont'd)(g) Interface Group 12 (USOC TPPDX)

Interface Group 12 provides a SONET optical interface at the point of termination at the customer's premises. The interface is capable of transmitting synchronous optical signals at:

155.52 Mbps (OC-3)	+/-20 ppm*
622.080 Mbps (OC-12)	+/-20 ppm*
2.488 Gbps (OC-48)	+/-20 ppm*

The interface is provided with either individual transmission path bit stream supervisory signaling or Common Channel Signaling.

Before the first point of switching, when analog switching using analog terminations is provided and DS3 transport is utilized, the customer must order the DS3 to DS1 Multiplexing Optional Feature. The Telephone Company will provide multiplexing and channel bank equipment to derive up to 672 transmission paths of a frequency bandwidth of approximately 300 to 3000 Hz for equivalent DS3 channel.

Before the first point of switching when digital switching, or analog switching with digital carrier terminations is provided and DS3 transport is utilized, the customer must order the DS3 to DS1 Multiplexing optional feature to derive up to 28 DS1 transmission paths in D3/D4 format for each equivalent DS3 channel.

* 1/-20 ppm applies to free running mode. Normal operating mode is synchronized with timing traceable to a Stratum 1 clock.

ACCESS SERVICE

6. Switched Access Service (Cont'd)6.1 General (Cont'd)6.1.3 Rate Categories (Cont'd)(A) Local Transport (Cont'd)(1) Interface Groups (Cont'd)(f) Available Premises Interface Codes

Following is a matrix showing, for each Interface Group, which premises interface codes are available as a function of the Telephone Company switch supervisory signaling and Switched Access Service Arrangement. For explanations of these codes, see the Glossary of Channel Interface Codes in 7.3.1 following.

			BSA			
			CSL	CST –Option		
			1	2	3	
			or			
Interface Group	Telephone Company Switched Supervisory Signaling	Premises Interface Code	Feature Group			
			A	B	C	D
1	LO	2LS2	X			
	LO	2LS3	X			
	GO	2GS2	X			
	GO	2GS3	X			
	LO, GO	2DX3	X			
	LO, GO	4EA3-E	X			
	LO, GO	4EA3-M	X			
	LO, GO	6EB3-E	X			
	LO, GO	6EB3-M	X			
	RV, EA, EB, EC	2DX3		X	X	X
	RV, EA, EB, EC	4EA3-E		X	X	X
	RV, EA, EB, EC	4EA3-M		X	X	X
	RV, EA, EB, EC	6EB3-E		X	X	X
	RV, EA, EB, EC	6EB3-M		X	X	X
	EA, EB, EC	6EC3			X	X
	RV	2RV3-0		X	X	X
	RV	2RV3-T		X	X	X
	CCS	2NO2				X

ACCESS SERVICE

6. Switched Access Service (Cont'd)6.1 General (Cont'd)6.1.3 Rate Categories (Cont'd)(A) Local Transport (Cont'd)(1) Interface Groups (Cont'd)(f) Available Premises Interface Codes (Cont'd)

			BSA			
			CSL	CST –Option		
				1	2	3
			or			
Interface Group	Telephone Company Switched Supervisory Signaling	Premises Interface Code	Feature Group			
			A	B	C	D
2	LO, GO	4SF2	X			
	LO, GO	4SF3	X			
	LO	4LS2	X			
	LO	4LS3	X			
	LO	6LS2	X			
	GO	4GS2	X			
	GO	4GS3	X			
	GO	6GS2	X			
	LO, GO	4DX2	X			
	LO, GO	4DX3	X			
	LO, GO	6EA2-E	X			
	LO, GO	6EA2-M	X			
	LO, GO	8EB2-E	X			
	LO, GO	8EB2-M	X			
	LO, GO	6EX2-B	X			
	RV, EA, EB, EC	4SF2		X	X	X
	RV, EA, EB, EC	4SF3		X		
	RV, EA, EB, EC	4DX2		X	X	X
	RV, EA, EB, EC	4DX3		X		
	RV, EA, EB, EC	6DX2			X	
	RV, EA, EB, EC	6EA2-E		X	X	X
	RV, EA, EB, EC	6EA2-M		X	X	X
	RV, EA, EB, EC	8EB2-E		X	X	X
	RV, EA, EB, EC	8EB2-M		X	X	X
	EA, EB, EC	8EC2-M			X	X
	RV	4RV2-O		X	X	X
	RV	4RV2-T		X	X	X
	RV	4RV3-O		X	X	
	RV	4RV3-T		X	X	
	CCS	4NO2				X

ACCESS SERVICE

6. Switched Access Service (Cont'd)6.1 General (Cont'd)6.1.3 Rate Categories (Cont'd)(A) Local Transport (Cont'd)(1) Interface Groups (Cont'd)(f) Available Premises Interface Codes (Cont'd)

Interface Group	Telephone Company Switched Supervisory Signaling	Premises Interface Code	BSA			
			CSL	CST –Option		
				1	2	3
				or		
			Feature Group			
		A	B	C	D	
6	LO, GO	4DS9-15	X			
	LO, GO	4DS9-15L	X			
	RV, EA, EB, EC	4DS9-15		X	X	X
	RV, EA, EB, EC	4DS9-15L		X	X	X
	CCS	4DS9-1S				X
	CCS	4DS9-15				X
	CCS	4DS9-15B				X
	CCS	4DS9-15K				X
	CCS	4DS9-15S				X
7	LO, GO	4DS9-15	X			
	LO, GO	4DS9-15L	X			
	RV, EA, EB, EC	4DS9-15		X	X	X
	RV, EA, EB, EC	4DS9-15L	X	X	X	
9	LO, GO	4DS6-44	X			
	LO, GO	4DS6-44L	X			
	RV, EA, EB, EC	4DS6-44		X	X	X
	RV, EA, EB, EC	4DS6-44L		X	X	X
	CCS	4DS6-44				X

ACCESS SERVICE

6. Switched Access Service (Cont'd)6.1 General (Cont'd)6.1.3 Rate Categories (Cont'd)(A) Local Transport (Cont'd)(1) Interface Groups (Cont'd)(g) CCSA Signaling Connection Premises Interface Codes

The SS7 signaling option is provided with FGD or CST BSA - Option 3. These trunks may be provided using Interface Groups 1, 2, 6, 9, 12 and STS-1. CCSA signaling connections are provided using Interface Groups 6 and 9. Following is a matrix for Interface Groups 6 and 9 showing which premises interface codes are available for signaling connections as a function of CCSA level of digital transmission.

<u>Interface Group</u>	<u>Level of Transmission</u>	<u>Premises Interface Code</u>
6	DS1	04DS9-1S
6	DS1	04DS9-15
9	DS3	04DS6-44

ACCESS SERVICE

6. Switched Access Service (Cont'd)6.1 General (Cont'd)6.1.3 Rate Categories (Cont'd)(A) Local Transport (Cont'd)(1) Interface Groups (Cont'd)(h) Optical Switched Access Service DS3 Premises Interface Codes

The Optical Switched Access Service DS3 Entrance Facility is provided for use with all Feature Group Arrangements or Basic Serving Arrangements with an Interface Group 9. The following interface codes are available for signaling connections as a function of the optical transmission.

<u>Interface Group</u>	<u>Level of Transmission</u>	<u>Premises Interface Code</u>
9	135 Mbps	04FCF-13
9	405 Mbps	04FCF-40
9	560 Mbps	04FCF-54
6, 9, 12 or STS-1	155.520 Mbps	02SOF.B,D,F 04SOF.B,D,F 04SMF.A03,A3,A12,A21,B
9, 12 or STS-1	622.080 Mbps	02SOF.B,D,F 04SOF.B,D,F 04SMF.AC,B9,C6,E
9, 12 or STS-1	2.488 Gbps	02SOF.B,D,F 04SOF.B,D,F 04SMF.AF,EE,FD,GC,H

ACCESS SERVICE

6. Switched Access Service (Cont'd)6.1 General (Cont'd)6.1.3 Rate Categories (Cont'd)(A) Local Transport (Cont'd)(2) Optional Features

Where transmission facilities permit, the Telephone Company will, at the option of the customer, provide the following optional features in association with Local Transport.

(a) Supervisory Signaling

Where the transmission parameters permit, and where signaling conversion is required by the customer to meet its signaling capability, the customer may order an optional supervisory signaling arrangement for each transmission path provided as follows:

- For Interface Groups 1 and 2

DX Supervisory Signaling,
E&M Type I Supervisory Signaling,
E&M Type II Supervisory Signaling, or
E&M Type III Supervisory Signaling
- For Interface Group 2

SF Supervisory Signaling, or
Tandem Supervisory Signaling
- For Interface Groups 6, 7, and 9

These Interface Groups may, at the option of the customer, be provided with individual transmission path SF supervisory signaling where such signaling is available in Telephone Company central offices. Generally such signaling is available only where the entry switch provides an analog, i.e., non-digital, interface to the transport termination and a portion of the facility between the analog entry switch and the customer's premises is analog.

ACCESS SERVICE

6. Switched Access Service (Cont'd)6.1 General (Cont'd)6.1.3 Rate Categories (Cont'd)(A) Local Transport (Cont'd)(2) Optional Features (Cont'd)(a) Supervisory Signaling (Cont'd)

These optional supervisory signaling arrangements are not available in combination with the SS7 signaling option as specified in 6.1.3(A)(2)(d) following.

(b) Customer Specified Entry Switch Receive Level

This feature allows the customer to specify the receive transmission level at the first point of switching. The range of transmission levels which may be specified is described in Technical Reference TR-NWT-000334. This feature is available with Interface Groups 2, 6, 7, and 9 for Feature Groups A and B or CSL BSA and CST BSA - Option 1.

(c) Customer Specification of Local Transport Termination

This option allows the customer to specify, for FGB or CST BSA - Option 1 routed directly to an end office or access tandem, a four-wire termination of the Local Transport at the entry switch in lieu of a Telephone Company selected two-wire termination.

This option is available only when the FGB or CST BSA - Option 1 arrangement is provided with Type B Transmission Specifications.

(d) Signaling System 7 (SS7) Signaling Option

This option allows the customer to receive signals for call set-up out of band. This option is available with FGD or CST BSA - Option 3.

Charge Number (CN), Carrier Selection Parameter (CSP), Calling Party Number (CPN) and Access Transport Parameter (ATP) features are provided with the SS7 Signaling Option. In addition, Carrier Identification Parameter (CIP) is also available as a chargeable optional feature. A description of these features is set forth in 6.3.4 following.

ACCESS SERVICE

6. Switched Access Service (Cont'd)6.1 General (Cont'd)6.1.3 Rate Categories (Cont'd)(A) Local Transport (Cont'd)(2) Optional Features (Cont'd)(e) Common Channel Signaling Access (CCSA)

This option provides interconnection to the Telephone Company Common Channel Signaling network using a Telephone Company or Customer-provided dedicated Signal Transfer Point (STP) Link and a dedicated STP Port. The STP Link provides the connection from the customer designated premises to the Telephone Company STP. The STP Link is dedicated to the customer.

When a dedicated Signal Transfer Point (STP) Line used to provide STP Access is provisioned using a FSPOI, the STP Link will provide diversified digital transmission paths between the Customer's designated premises and the Telephone Company STPs; however, for ordering purposes, the STP Link is ordered from the Customer's designated premises to a Telephone Company designated FSPOI. FSPOIs are deployed only in LATAs where the Telephone Company has removed an STP pair through consolidation and rehomings.

Each CCSA STP Link provides for two-way digital transmission at a speed of 56 kbps. The connection to the Telephone Company STP or FSPOI can be made from either the customer's Signaling Point (SP) which requires two 56 kbps circuits or from the customer's STP which requires four 56 kbps circuits. The design requirements for CCSA STP Links are described in Technical Publication TR-TSV-000905. When the Customer requests an STP Link to a Telephone Company STP that resides in a LATA other than the LATA of the Customer's designated premises, the Customer is responsible for obtaining the interLATA facilities required to provision such STP Access STP Link.

The STP or FSPOI locations are set forth in the NATIONAL EXCHANGE CARRIER ASSOCIATION, INC. TARIFF F.C.C. NO. 4.

ACCESS SERVICE

6. Switched Access Service (Cont'd)6.1 General (Cont'd)6.1.3 Rate Categories (Cont'd)(A) Local Transport (Cont'd)(2) Optional Features (Cont'd)(e) Common Channel Signaling Access (CCSA) (Cont'd)

Subject to the provisions of 2.1.4, the Telephone Company will make every reasonable effort to provide CCSA, under normal business conditions, within 18 months from receiving the customer's request at locations listed in the NATIONAL EXCHANGE CARRIER ASSOCIATION, INC. TARIFF F.C.C. NO. 4.

Shared Use Arrangements as specified in Section 5.2.7 preceding may also be provided.

Interconnection to the Telephone Company Common Channel Signaling network for incidental interLATA SS7 signaling is available as specified in Section 29.1 following.

ACCESS SERVICE

6. Switched Access Service (Cont'd)

6.1 General (Cont'd)

6.1.3 Rate Categories (Cont'd)

(A) Local Transport (Cont'd)

(2) Optional Features (Cont'd)

(f) [Reserved for Future Use]

(C)

(D)

(D)

(g) 64 kbps Clear Channel Capability (64CCC)

64CCC provides a Bipolar with Eight Zero substitution (B8ZS) encoding technique that allows a customer to transport voice or data signals over a 64 kbps channel with no constraint on the quantity or sequence of ones (mark) and zero (space) bits. The derived 64 kbps clear channels support superframe (SF) or extended superframe (ESF) formatting. 64CCC is a nonchargeable option available with Feature Group D or CST BSA - Option 3 when ordered with the SS7 Signaling Option. This optional feature requires the use of Interface Group 6 or 9 and is required for originating or terminating 64 kbps calls to an Integrated Services Digital Network (ISDN). 64CCC is available in suitably equipped electronic end offices as specified in NATIONAL EXCHANGE CARRIER ASSOCIATION, INC. TARIFF F.C.C. NO. 4.

ACCESS SERVICE

6. Switched Access Service (Cont'd)6.1 General (Cont'd)6.1.3 Rate Categories (Cont'd)(A) Local Transport (Cont'd)(2) Optional Features (Cont'd)(h) Multiplexing

The Local Transport multiplexing optional feature allows for a DS3 facility to be channelized into 28 DS1 services or for a DS1 facility to be channelized into 24 Voice Grade or Voice Grade equivalent services. Multiplexing is available at the serving wire center of the customer premises, multiplexing node or virtual collocation arrangement, at designated Hub locations as identified in the NATIONAL EXCHANGE CARRIER ASSOCIATION, INC. TARIFF F.C.C. NO. 4, at end offices or at Telephone Company access tandems.

DS1 to Voice multiplexing is not available at end offices.

STS1 to DS1 multiplexing as set forth in Section 26.1.6 following allows for an ISSP STS1 to be channelized to 28 DS1 services. STS1 to DS1 multiplexing is provided at designated Telephone Company Hubs with SONET multiplexing capability.

(i) Tandem Signaling

The Local Transport Tandem Signaling Option delivers to Tandem Switching Providers the Carrier Identification Code and signaling information digits necessary to identify each access call routed to the tandem switching provider's location, by customer and call type, when the Tandem Switching Provider's service is used to route multi-FGD or multi-CST BSA - Option 3 customer traffic. The Tandem Signaling Option is only available with Direct Trunked Transport from an end office to the serving wire center of the Tandem Switching Provider's point of interface. This option is provided over Direct Trunked Transport arrangements with originating FGD or CST BSA - Option 3 trunks with either MF or SS7 Signaling. MF signaling with the Tandem Signaling Option is provided subject to the specifications in TR-NWT-000506 and TR-TSY-000540. SS7 Signaling with the Tandem Signaling Option is provided subject to the specifications in GR-317-CORE, GR-394-CORE and GR-905-CORE TR-TSV-000905. The Tandem Signaling Option is not available with terminating or two-way trunks. It is not available from end offices where Minimum Divergence Access Service is provided or in designated electromechanical end offices.

(j) [Reserved for Future Use]

ACCESS SERVICE

6. Switched Access Service (Cont'd)6.1 General (Cont'd)6.1.3 Rate Categories (Cont'd)(B) Local Switching

The Local Switching rate category provides the functions necessary to complete the transmission of Switched Access communications to and from the end users served by the local end office. The functions included are:

- Local end office switching, i.e., the common switching functions associated with the various Switched Access Service arrangements;
- The line or trunk side arrangements which terminate the Local Transport facilities at end offices;
- Intercept, i.e., the termination of a call at a Telephone Company Intercept recording; and
- The terminations for end user lines (common lines and WATS Access Lines) terminating in the end office.

(C)

The WATS Access Line Service Terminations are differentiated by line side vs. trunk side terminations. The standard WATS Access Line Service arrangement is available with a line side termination. There are various types of line side terminations depending on the type of signaling associated with the WATS Access Line, i.e., loop start or ground start. Line side terminations are available with either dial pulse or dual tone multifrequency address signaling.

In addition, there are also various types of WATS Access Line Service trunk side terminations that are available in lieu of standard line side terminations. Trunk side terminations are provided only in association with certain WATS Access Line Service Termination optional features.

ACCESS SERVICE

6. Switched Access Service (Cont'd)6.1 General (Cont'd)6.1.3 Rate Categories (Cont'd)(B) Local Switching (Cont'd)

The Local Switching rate category includes monthly rates, usage rates, chargeable and nonchargeable optional features, and Basic Service Elements.

The premium usage rates for Switched Access Service Arrangements are divided into two categories. For Feature Group Switched Access Service Arrangements, the categories are LS1 and LS2. For BSA Switched Access Service Arrangements, the categories are LS1-BSA and LS2-BSA.

LS1 provides local dial switching for Feature Groups A and B, except for FGA and FGB used to terminate traffic to a WATS Access Line (WAL), provided from an equal access end office and for FGB when utilized to provide MTS/WATS service.

LS2 provides local dial switching for Feature Groups C and D, for FGA and FGB used to terminate traffic to a WAL provided from an equal access end office, for Feature Group B utilized to provide MTS/WATS service.

LS1-BSA provides local dial switching for CSL BSA and CST BSA - Option 1, except for CSL BSA and CST BSA - Option 1 used to terminate traffic to a WATS Access Line (WAL), provided from an equal access end office and for CST BSA - Option 1 when utilized to provide MTS/WATS service.

LS2-BSA provides local dial switching for CST BSA - Option 2, 3 and 4 for CSL BSA and CST BSA - Option 1 used to terminate traffic to a WAL provided from an equal access end office, for CST BSA - Option 1 utilized to provide MTS/WATS service.

The Shared End Office Trunk Port provides for the termination of Tandem Switched Transport and/or FGA or CSL BSA access minutes at an end office. Access minutes for all Switched Access Service subject to the Shared End Office Trunk Port will be multiplied by the per minute rate set forth in 30.6 following for MSA pricing and 31.6 following for all other rates.

The STP Port rate provides for the point of termination to the signal switching capability of the STP. The STP provides the customer access to the Telephone Company SS7 Network and is dedicated to the customer. The STP Port rate applies on a per month basis.

ACCESS SERVICE

6. Switched Access Service (Cont'd)6.1 General (Cont'd)6.1.3 Rate Categories (Cont'd)(B) Local Switching (Cont'd)

The Dedicated End Office Trunk Port provides for the termination of Direct Trunked Transport trunks at an end office. The Dedicated End Office Trunk Port rate, set forth in 31.6 following, applies per activated trunk for all trunkside services terminating at either analog or digital end offices.

Where end offices are appropriately equipped, international dialing may be provided as a capability associated with LS2 local dial switching or Feature Groups C and D, and LS2-BSA local dial switching for CST BSA - Option 2 and 3. International dialing provides the capability of switching international calls with service prefix and address codes having more digits than are capable of being switched through a standard FGC, FGD or CST BSA - Option 2 or 3 equipped end office.

Rates for LS1, LS2, LS1-BSA and LS2-BSA are set forth in 31.6 following. The application of these rates with respect to individual Switched Access Service Arrangements is as set forth in 6.7.1(D) following.

Various Common Switching optional features and BSEs and Transport Termination and WATS Access Line Service Termination optional features are available and are described in 6.3 following.

ACCESS SERVICE

6. Switched Access Service (Cont'd)6.1 General (Cont'd)6.1.4 Special Facilities Routing

Any customer may request that the facilities used to provide Switched Access Service be specially routed. The regulations for Special Facilities Routing (i.e., Avoidance, Diversity and Cable-Only) are set forth in 11. following.

6.1.5 Design Layout Report

At the request of the customer, the Telephone Company will provide to the customer the makeup of the facilities and services provided from the customer's premises to the first point of switching. This information will be provided in the form of a Design Layout Report. The Design Layout Report will be provided to the customer at no charge, and will be reissued or updated whenever these facilities are materially changed.

6.1.6 Acceptance Testing

At no additional charge, the Telephone Company will, at the customer's request, cooperatively test, at the time of installation, the following parameters: loss, C-notched noise, C-message noise, 3-tone slope, d.c. continuity and operational signaling. When the Local Transport is provided with Interface Groups 2, 6, 7, and 9, and the Transport Termination is two-wire (i.e., there is a four-wire to two-wire conversion in Local Transport), balance parameters (equal level echo path loss) may also be tested.

6.1.7 Ordering Options and Conditions

Switched Access Service is ordered under the Access Order provisions set forth in Section 5. preceding. Also, included in that section are other charges which may be associated with ordering Switched Access Service (e.g., Service Date Change Charges, Cancellation Charges, etc.)

ACCESS SERVICE

6. Switched Access Service (Cont'd)6.1 General (Cont'd)6.1.8 CCSA and SS7 Signaling Option Testing Requirements

When CCSA and/or the SS7 signaling option with FGD or CST BSA - Option 3 is ordered, network compatibility and other operational tests will be performed cooperatively by the Telephone Company and the customer. These tests will verify the capabilities as set forth in the Technical Publication GR-905-CORE TR-TSV-000905-and TR-TSV-000962.

6.1.9 Switched Wideband Capability Testing Requirements

When Switched Wideband Capability is ordered for use with the SS7 signaling and 64 kbps Clear Channel Capability options, network compatibility and other operational tests will be performed cooperatively by the Telephone Company and the customer. These tests will verify the capabilities as set forth in the Technical Publication TR-NWT-001357.

ACCESS SERVICE

6. Switched Access Service (Cont'd)6.2 Provision and Description of Switched Access Service

Switched Access Service is provided in four bundled Feature Group arrangements or in two unbundled Basic Serving Arrangements. The provision of each Feature Group or BSA requires Local Switching and Local Transport facilities and the appropriate Local Switching functions. In addition, WATS Access Line Service as described in 7.2.10 following may, at the option of the customer, be provided for use with all Switched Access Service Arrangements.

There are also various Local Transport and Local Switching optional features available with the Feature Groups. Unless specifically stated otherwise, these optional features are available at all Telephone Company end office switches with the following exceptions. WATS Access Line Service Termination optional features are available only in end offices designated as WATS serving offices.

There are also various Local Transport and Local Switching optional features and BSEs available with a BSA. Unless specifically stated otherwise, these BSEs and optional features are available at all Telephone Company end office switches with the following exceptions. WATS Access Line Service Termination optional features and BSEs are available only in end offices designated as WATS serving offices.

There are three specific transmission specifications (i.e., Types A, B and C) that have been identified for the provision of Switched Access Service Arrangements. The specifications provided are dependent on the Interface Group and the routing of the service, i.e., whether the service is routed directly to the end office or via an access tandem. The parameters for the transmission specifications are set forth in 6.4.1 following.

ACCESS SERVICE

6. Switched Access Service (Cont'd)6.2 Provision and Description of Switched Access Service (Cont'd)

Switched Access Service Arrangements are arranged for either originating, terminating or two-way calling, based on the customer end office switching capacity ordered. Originating calling permits the delivery of calls from Telephone Exchange Service locations to the customer's premises, multiplexing node or virtual collocation arrangement. Terminating calling permits the delivery of calls from the customer's premises, multiplexing node or virtual collocation arrangement to Telephone Exchange Service locations. Two-way calling permits the delivery of calls in both directions, but not simultaneously. For Direct Trunked Transport the Telephone Company will work cooperatively with the customer to determine the directionality required.

ACCESS SERVICE

6. Switched Access Service (Cont'd)6.2 Provision and Description of Switched Access Service (Cont'd)

Following are detailed descriptions of each of the available Switched Access Service Arrangements, Entrance Facilities and Direct Trunked Transport.

Each Feature Group is described in terms of its specific physical characteristics and calling patterns, the transmission specifications with which it is provided, the optional features available for use with it and the standard testing capabilities.

Each BSA is described in terms of its specific physical characteristics and calling patterns, the transmission specifications with which it is provided, the optional features and BSEs available for use with it, and the standard testing capabilities.

Each type of Entrance Facility and Direct Trunked Transport is described in terms of its specific physical characteristics, the transmission specifications with which it is provided and the capacity of transmission paths which may be carried over it.

6.2.1 Feature Group A (FGA)(A) Description

- (1) FGA is provided in connection with Telephone Company electronic and electromechanical end offices. At the option of the customer, FGA is provided on a single or multiple line group basis and is arranged for originating calling only, terminating calling only, or two-way calling.
- (2) FGA provides a line side termination at the first point of switching. The line side termination will be provided with either ground start supervisory signaling or loop start supervisory signaling. The type of signaling is at the option of the customer.
- (3) The Telephone Company shall select the first point of switching where Telephone Company facilities and measurement capabilities exist, within the selected LATA, at which the line side termination is to be provided. Where the customer requests a different first point of switching within the selected LATA, the Telephone Company will accommodate such a request if Telephone Company facilities and measurement capabilities are available.
- (4) A seven digit local telephone number assigned by the Telephone Company is provided for access to FGA switching in the originating direction. The seven digit local telephone number will be associated with the selected end office switch and is of the form NXX-XXXX.

ACCESS SERVICE

6. Switched Access Service (Cont'd)6.2 Provision and Description of Switched Access Service (Cont'd)6.2.1 Feature Group A (FGA) (Cont'd)(A) Description (Cont'd)

(4) (Cont'd)

If the customer requests a specific seven digit telephone number that is not currently assigned, and the Telephone Company can, with reasonable effort, and subject to the availability of Telephone Company facilities and measurement capabilities, comply with that request, the requested number will be assigned to the customer.

- (5) FGA switching, when used in the terminating direction, is arranged with dial tone start-dial signaling. When used in the terminating direction FGA switching may, at the option of the customer, be arranged for dial pulse or dual tone multifrequency address signaling, subject to availability of equipment at the first point of switching. When FGA switching is provided in a hunt group or uniform call distribution arrangement, all FGA switching will be arranged for the same type of address signaling.

- (6) No address signaling is provided by the Telephone Company when FGA Switching is used in the originating direction. Address signaling in such cases, if required by the customer, must be provided by the customer's end user using inband tone signaling techniques. Such inband tone address signals will not be regenerated by the Telephone Company and will be subject to the ordinary transmission capabilities of the Local Transport provided

ACCESS SERVICE

6. Switched Access Service (Cont'd)

6.2 Provision and Description of Switched Access Service (Cont'd)

6.2.1 Feature Group A (FGA) (Cont'd)

(A) Description (Cont'd)

- (7) FGA switching, when used in the terminating direction, may be used to access valid NXXs in the LATA, local operator service (0- and 0+), Directory Assistance (411 where available and 555-1212), emergency reporting service (911 where available), exchange telephone repair (611 where available), time or weather announcement services of the Telephone Company, community information services of an information service provider, and other customers' services (by dialing the appropriate digits). Charges for FGA terminating calls requiring operator assistance or calls to 611 or 911 will only apply where sufficient call details are available.

- (8) When a FGA switching arrangement for an individual customer (a single line or entire hunt group) is discontinued at an end office, an intercept announcement is provided. This arrangement provides, for a limited period of time, an announcement that the service associated with the number dialed has been disconnected.

- (9) When a WAL Service is provided in conjunction with a FGA Switched Access Service, the customer will be provided with Routing of IntraLATA Calls to the Telephone Company for Use with WATS Access Line Service option.

(C)
|
|
|
|
|
|
(C)

ACCESS SERVICE

6. Switched Access Service (Cont'd)6.2 Provision and Description of Switched Access Service (Cont'd)6.2.1 Feature Group A (FGA) (Cont'd)(B) Optional Features(1) Common Switching Optional Features

- (a) Hunt Group Arrangement
- (b) Uniform Call Distribution Arrangement
- (c) Nonhunting Number for Use with Hunt Group Arrangement or Uniform Call Distribution Arrangement
- (d) Call Denial
- (e) Service Code Denial
- (f) Hunt Group Arrangement for Use with WATS Access Line Service
- (g) Uniform Call Distribution Arrangement for Use with WATS Access Line Service
- (h) Nonhunting Number for Use with Hunt Group Arrangement for Use with WATS Access Line Service

(2) Transport Termination Optional Features

- (a) Two-way operation with dial pulse address signaling and loop start supervisory signaling
- (b) Two-way operation with dial pulse address signaling and ground start supervisory signaling
- (c) Two-way operation with dual tone multifrequency address signaling and loop start supervisory signaling
- (d) Two-way operation with dual tone multifrequency address signaling and ground start supervisory signaling
- (e) Terminating operation with dial pulse address signaling and loop start supervisory signaling
- (f) Terminating operation with dial pulse address signaling and ground start supervisory signaling

ACCESS SERVICE

6. Switched Access Service (Cont'd)6.2 Provision and Description of Switched Access Service (Cont'd)6.2.1 Feature Group A (FGA) (Cont'd)(B) Optional Features (Cont'd)(2) Transport Termination Optional Features (Cont'd)

- (g) Terminating operation with dual tone multifrequency address signaling and loop start supervisory signaling
- (h) Terminating operation with dual tone multifrequency address signaling and ground start supervisory signaling
- (i) Originating operation with loop start supervisory signaling
- (j) Originating operation with ground start supervisory signaling

(3) Local Transport Optional Features

- (a) Supervisory Signaling (as set forth in 6.1.3(A)(2) preceding)
- (b) Customer Specified Entry Switch Receive Level
- (4) Certain other features which may be available in connection with Feature Group A are provided under the Telephone Company's local and/or general exchange service tariffs. These are:
 - Custom Calling Services
 - Terminating Number Screening
 - IntraLATA extensions

(C) Transmission Specifications

FGA is provided with either Type B or Type C Transmission Specifications. The specifications for the associated parameters are guaranteed to the first point of switching. Type C Transmission Specifications are provided with Interface Group 1 and Type B is provided with Interface Groups 2, 6, 7, and 9. Type DB Data Transmission Parameters are provided with FGA to the first point of switching.

ACCESS SERVICE

6. Switched Access Service (Cont'd)6.2 Provision and Description of Switched Access Service (Cont'd)6.2.1 Feature Group A (FGA) (Cont'd)(D) Testing Capabilities

FGA is provided, in the terminating direction where equipment is available, with seven digit access to balance (100 type) test line and milliwatt (102 type) test line. In addition to the tests described in 6.1.6 preceding which are included with the installation of service, additional Cooperative Acceptance Testing and Nonscheduled Testing are available for FGA as set forth in 13.3.5 following.

6.2.2 Feature Group B (FGB)(A) Description

- (1) FGB, when directly routed to an end office (i.e., provided without the use of an access tandem switch), is provided at appropriately equipped Telephone Company electronic end office switches. When provided via Telephone Company designated electronic access tandem switches, FGB switching is provided at Telephone Company electronic and electromechanical end office switches.
- (2) FGB is provided as trunk side switching through the use of end office or access tandem switch trunk equipment. The switch trunk equipment is provided with wink start start-pulsing signals and answer and disconnect supervisory signaling.
- (3) FGB switching is provided with multifrequency address signaling in both the originating and terminating directions. Except for FGB switching provided with the automatic number identification (ANI) or rotary dial station signaling arrangements as set forth in 6.3 following, any other address signaling in the originating direction, if required by the customer, must be provided by the customer's end user using inband tone signaling techniques. Such inband tone address signals will not be regenerated by the Telephone Company and will be subject to the ordinary transmission capabilities of the Local Transport provided.

ACCESS SERVICE

6. Switched Access Service (Cont'd)

6.2 Provision and Description of Switched Access Service (Cont'd)

6.2.2 Feature Group B (FGB) (Cont'd)

(A) Description (Cont'd)

- (4) The access code for non-900 Access Service FGB switching is a uniform access code. The form of the uniform access code is 950-XXXX for carriers. These uniform access codes will be the assigned access numbers of all non-900 Access Service FGB Switched Access Service provided to the customer by the Telephone Company. No access code is required for FGB Switching used to provide 900 Access Service. The telephone number dialed by the customer's end user is in the form 1+900+NXX-XXXX.

ACCESS SERVICE

6. Switched Access Service (Cont'd)6.2 Provision and Description of Switched Access Service (Cont'd)6.2.2 Feature Group B (FGB) (Cont'd)(A) Description (Cont'd)

- (5) FGB switching, when used in the terminating direction, may be used to access valid NXXs in the LATA, time or weather announcement services of the Telephone Company, community information services of an information service provider and other customers' services (by dialing the appropriate digits). When directly routed to an end office, only those valid NXX codes served by that end office may be accessed. When routed through an access tandem, only those valid NXX codes served by end offices subtending the access tandem may be accessed. Additionally, non-access charges will also be billed for calls from a FGB trunk to another customer's service in accordance with that customer's applicable service rates when the Telephone Company performs the billing function for that customer. Calls in the terminating direction will not be completed to 950-XXXX access codes, local operator assistance (0- and 0+), Directory Assistance (411 and 555-1212), service codes 611 and 911, or 101XXXX access codes. Calls will be completed to Directory Assistance (NPA-555-1212 or 555-1212) when FGB switching is combined with Directory Assistance switching. FGB may not be switched, in the terminating direction, to Switched Access Service Feature Groups B, C, D or CST BSA - Option 1, 2 or 3.

(C)

ACCESS SERVICE

6. Switched Access Service (Cont'd)6.2 Provision and Description of Switched Access Service (Cont'd)6.2.2 Feature Group B (FGB) (Cont'd)(A) Description (Cont'd)

- (6) The Telephone Company will establish a trunk group or groups for the customer at end office switches or access tandem switches where FGB switching is provided. When required by technical limitations or network considerations, a separate trunk group will be established for each type of FGB switching arrangement provided. Different types of FGB or other switching arrangements may be combined in a single trunk group at the option of the Telephone Company.
- (7) When all FGB switching arrangements are discontinued at an end office and/or in a LATA, an intercept announcement is provided. This arrangement provides, for a limited period of time, an announcement that the service associated with the number dialed has been disconnected.
- (8) When a WAL Service is provided in conjunction with a FGB Switched Access Service, the customer will be provided with the Routing of IntraLATA calls to the Telephone Company for Use with WATS Access Line Service option.

ACCESS SERVICE

6. Switched Access Service (Cont'd)6.2 Provision and Description of Switched Access Service (Cont'd)6.2.2 Feature Group B (FGB) (Cont'd)(B) Optional Features(1) Common Switching Optional Features

- (a) Automatic Number Identification (ANI)
- (b) Up to 7 Digit Outpulsing of Access Digits to Customer
- (c) Alternative Traffic Routing
- (d) Hunt Group Arrangement for Use with WATS Access Line Service
- (e) Uniform Call Distribution Arrangement for Use with WATS Access Line Service
- (f) Nonhunting Number for Use with Hunt Group Arrangement or Uniform Call Distribution Arrangement for Use with WATS Access Line Service
- (g) Multiple Trunk Routing

(2) Transport Termination Optional Features

- (a) Rotary Dial Station Signaling

(3) Local Transport Optional Features

- (a) Customer Specification of Local Transport Termination
- (b) Supervisory Signaling (as set forth in 6.1.3(A)(2)(a) preceding)
- (c) Customer Specified Entry Switch Receive Level

(4) WATS Access Line Service Termination Optional Features

- (a) E&M Supervisory Signaling
- (b) Answer Supervision

- (5) Another feature, Terminating Number Screening, which may be available, in connection with FGB, is provided under the Telephone Company's local and/or general exchange service tariffs.

ACCESS SERVICE

6. Switched Access Service (Cont'd)6.2 Provision and Description of Switched Access Service (Cont'd)6.2.2 Feature Group B (FGB) (Cont'd)(C) Transmission Specifications

FGB is provided with either Type B or Type C Transmission Specifications. The specifications for the associated parameters are guaranteed to the end office when routed directly or to the first point of switching when routed via an access tandem. Type C Transmission Specifications are provided with Interface Group 1 and Type B is provided with Interface Groups 2, 6, 7, and 9. Type DB Data Transmission Parameters are provided with FGB to the first point of switching.

(D) Testing Capabilities

FGB is provided, in the terminating direction where equipment is available, with seven digit access to balance (100 type) test line, milliwatt (102 type) test line, nonsynchronous or synchronous test line, automatic transmission measuring (105 type) test line, data transmission (107 type) test line, loop around test line, short circuit test line and open circuit test line. In addition to the tests described in 6.1.6 preceding which are included with the installation of service, additional Cooperative Acceptance Testing, Cooperative Scheduled Testing, Manual Scheduled Testing and Nonscheduled Testing are available as set forth in 13.3.5 following.

ACCESS SERVICE

6. Switched Access Service (Cont'd)6.2 Provision and Description of Switched Access Service (Cont'd)6.2.3 Feature Group C (FGC)(A) Description

- (1) FGC is provided at all Telephone Company end office switches on a direct trunk basis or via Telephone Company designated access tandem switches. FGC switching is provided to the customer (i.e., providers of MTS and WATS) at an end office switch unless Feature Group D or CST BSA - Option 3 end office switching is provided in the same office. When FGD or CST BSA - Option 3 switching is available, FGC switching will not be provided.
- (2) FGC is provided as trunk side switching through the use of end office or access tandem switch trunk equipment. The switch trunk equipment is provided with answer and disconnect supervisory signaling. Wink start start-pulsing signals are provided in all offices where available. In those offices where wink start start-pulsing signals are not available, delay dial start-pulsing signals will be provided, unless immediate dial pulse signaling is provided, in which case no start-pulsing signals are provided.
- (3) FGC is provided with multifrequency address signaling except in certain electromechanical end office switches where multifrequency signaling is not available. In such switches, the address signaling will be dial pulse, revertive pulse, immediate dial pulse or panel call indicator signaling, whichever is available. Up to 12 digits of the called party number dialed by the customer's end user using dual tone multifrequency or dial pulse address signals will be provided by Telephone Company equipment to the customer's premises where the Switched Access Service terminates. Such called party number signals will be subject to the ordinary transmission capabilities of the Local Transport provided.

ACCESS SERVICE

6. Switched Access Service (Cont'd)6.2 Provision and Description of Switched Access Service (Cont'd)6.2.3 Feature Group C (FGC) (Cont'd)(A) Description (Cont'd)

- (4) No access code is required for FGC switching. The telephone number dialed by the customer's end user shall be a seven to eleven digit number for calls in the North American Numbering Plan (NANP). For international calls outside the NANP, a seven to twelve digit number may be dialed. The form of the numbers dialed by the customer's end user is NXX-XXXX, 0 or 1+NXX-XXXX, NPA+NXX-XXXX, 0 or 1+NPA-NXX-XXXX, and, when the end office is equipped for International Direct Distance Dialing (IDDD), 01+CC+NN or 011+CC+NN.
- (5) FGC switching, when used in the terminating direction, may be used to access valid NXXs in the LATA, time or weather announcement services of the Telephone Company, community information services of an information provider, and other customers' services (by dialing the appropriate codes) when the services can be reached using valid NXX codes. When directly routed to an end office, only those valid NXX codes served by that office may be accessed. When routed through an access tandem, only those valid NXX codes served by offices subtending the access tandem may be accessed. Additionally, non-access charges will also be billed for calls from a FGC trunk to another customer's service in accordance with that customer's applicable service rates when the Telephone Company performs the billing function for that customer. Calls in the terminating direction will not be completed to 950-XXXX access codes, local operator assistance (0- and 0+), Directory Assistance (411 and 555-1212), service codes 611 and 911, or 101XXXX access codes. Calls will be completed to Directory Assistance (NPA-555-1212 and 555-1212) when FGC switching is combined with Directory Assistance switching. FGC may not be switched, in the terminating direction, to Switched Access Service Feature Groups B, C, D or CST BSA - Option 1, 2 or 3.

(C)

ACCESS SERVICE

6. Switched Access Service (Cont'd)6.2 Provision and Description of Switched Access Service (Cont'd)6.2.3 Feature Group C (FGC) (Cont'd)(A) Description (Cont'd)

- (6) The Telephone Company will establish a trunk group or groups for the customer at end office switches or access tandem switches where FGC switching is provided. When required by technical limitations, a separate trunk group will be established for each type of FGC switching arrangement provided. Different types of FGC or other switching arrangements may be combined in a single trunk group at the option of the Telephone Company.

(B) Optional Features(1) Common Switching Optional Features

- (a) Automatic Number Identification (ANI)
- (b) Service Class Routing
- (c) Dial Pulse Address Signaling
- (d) Revertive Pulse Address Signaling
- (e) Delay Dial Start-Pulse Signaling
- (f) Immediate Dial Pulse Address Signaling
- (g) Panel Call Indicator Address Signaling
- (h) Alternative Traffic Routing
- (i) End Office End User Line Service Screening for Use with WATS Access Line Service
- (j) Hunt Group Arrangement for Use with WATS Access Line Service
- (k) Uniform Call Distribution Arrangement for Use with WATS Access Line Service
- (l) Nonhunting Number for Use with Hunt Group Arrangement or
- (m) Uniform Call Distribution Arrangement for Use with WATS Access Line Service
- (n) Band Advance Arrangement for Use with WATS Access Line Service
- (o) Multiple Trunk Routing

ACCESS SERVICE

6. Switched Access Service (Cont'd)

6.2 Provision and Description of Switched Access Service (Cont'd)

6.2.3 Feature Group C (FGC) (Cont'd)

(B) Optional Features (Cont'd)

(2) [Reserved for Future Use]

(C)

(D)

|
|
|
|

(D)

(3) Local Transport Optional Features

(a) Supervisory Signaling (as set forth in 6.1.3(A)(2)(a) preceding)

(4) WATS Access Line Service Termination Optional Features

(a) E&M Supervisory Signaling

(b) Answer Supervision

ACCESS SERVICE

6. Switched Access Service (Cont'd)6.2 Provision and Description of Switched Access Service (Cont'd)6.2.3 Feature Group C (FGC) (Cont'd)(C) Transmission Specifications

FGC is provided with either Type B or Type C Transmission Specifications as follows:

- When routed directly to the end office either Type B or Type C is provided.
- When routed to an access tandem only Type B is provided.
- Type B or Type C is provided on the transmission path from the access tandem to the end office.

Type C Transmission Specifications are provided with Interface Group 1 when routed directly to an end office. Type B is provided with Interface Groups 2, 6, 7, and 9 whether routed directly to an end office or to an access tandem.

Type DB Data Transmission Parameters are provided with FGC for the transmission path between the customer's premises, multiplexing node or virtual collocation arrangement and the end office when directly routed to the end office, and Type DB Data Transmission Parameters are provided for the transmission path between the customer's premises, multiplexing node or virtual collocation arrangement and the access tandem and between the access tandem and the end office when routed via an access tandem.

ACCESS SERVICE

6. Switched Access Service (Cont'd)6.2 Provision and Description of Switched Access Service (Cont'd)6.2.3 Feature Group C (FGC) (Cont'd)(D) Testing Capabilities

FGC is provided, in the terminating direction where equipment is available, with seven digit access to balance (100 type) test line, milliwatt (102 type) test line, nonsynchronous or synchronous test line, automatic transmission measuring (105 type) test line, data transmission (107 type) test line, loop around test line, short circuit test line and open circuit test line. In addition to the tests described in 6.1.6 preceding which are included with the installation of service, additional Cooperative Acceptance Testing, Cooperative Scheduled Testing or Manual Scheduled Testing, and Nonscheduled Testing are available as set forth in 13.3.5 following for FGC.

6.2.4 Feature Group D (FGD)(A) Description

- (1) FGD is provided at Telephone Company designated end office switches whether routed directly or via Telephone Company designated access tandem switches.

For FGD with the SS7 signaling option, the CCSA signaling connection is provided to Telephone Company designated STPs.

- (2) FGD is provided as trunk side switching through the use of end office or access tandem switch trunk equipment. The switch trunk equipment may be provided with wink start start-pulsing signals and answer and disconnect supervisory signaling, or without signaling when the SS7 signaling option is specified.

ACCESS SERVICE

6. Switched Access Service (Cont'd)6.2 Provision and Description of Switched Access Service (Cont'd)6.2.4 Feature Group D (FGD) (Cont'd)(A) Description (Cont'd)

- (3) Feature Group D switching may be provided, at the customer's option, with multifrequency address signaling or common channel signaling.

With multifrequency address signaling, up to 12 digits of the called party number dialed by the customer's end user using dual tone multifrequency or dial pulse address signals will be provided by Telephone Company equipment to the customer's premises or multiplexing node where the Switched Access Service terminates. Such address signals will be subject to the ordinary transmission capabilities of the Local Transport provided.

With common channel signaling, up to 12 digits of the called party number dialed by the customer's end user using dual tone multifrequency or dial pulse address signals will be provided by Telephone Company equipment to the customer's designated premises via a Common Channel Signaling Access (CCSA) circuit. The SS7 signaling option requires the customer to order CCSA links as described in 6.1.3(A)(2)(e) preceding.

ACCESS SERVICE

6. Switched Access Service (Cont'd)6.2 Provision and Description of Switched Access Service (Cont'd)6.2.4 Feature Group D (FGD) (Cont'd)(A) Description (Cont'd)

- (4) FGD switching, when used in the terminating direction, may be used to access valid NXXs in the LATA, time or weather announcement services of the Telephone Company, community information services of an information service provider, and other customers' services (by dialing the appropriate codes) when such services can be reached using valid NXX codes. When directly routed to an end office, only those valid NXX codes served by that office may be accessed. When routed through an access tandem, only those valid NXX codes served by end offices subtending the access tandem may be accessed. Additionally, non-access charges will also be billed for calls from a FGD trunk to another customer's service in accordance with that customer's applicable service rates when the Telephone Company performs the billing function for that customer. Calls in the terminating direction will not be completed to 950-XXXX access codes, local operator assistance (0- and 0+), Directory Assistance (411 and 555-1212), service codes 611 and 911, or 101XXXX access codes, local operator assistance (0- and 0+), Directory Assistance (411 and 555-1212), service codes 611 and 911, or 101XXXX access codes. Calls will be completed to Directory Assistance (NPA-555-1212 and 555-1212) when FGD switching is combined with Directory Assistance switching. FGD may not be switched, in the terminating direction, to Switched Access Service Feature Groups B, C, D or CST BSA - Option 1, 2, or 3. (C)
- (5) The Telephone Company will establish a trunk group or groups for the customer at end office switches or access or tandem switches where FGD switching is provided and where technically feasible. When required by technical limitations, a separate trunk group will be established for each type of FGD switching arrangement provided. Different types of FGD or other switching arrangements may be combined in a single trunk group at the option of the Telephone Company. (C)

ACCESS SERVICE

6. Switched Access Service (Cont'd)6.2 Provision and Description of Switched Access Service (Cont'd)6.2.4 Feature Group D (FGD) (Cont'd)(A) Description (Cont'd)

- (6) The access code for FGD switching is a uniform access code of the form 101XXXX. These uniform access codes will be the assigned access numbers of all FGD access provided to the customer by the Telephone Company. No access code is required for calls which originate from a WATS Access Line (WAL) Service. No access code is required for calls to a customer over FGD Switched Access Service if the end user's telephone exchange service or the customer's Feature Group A or CSL BSA Switched Access Service is arranged for presubscription to that customer, as set forth in 13. following. Where Minimum Divergence Access Service is provided, the 101XXXX access codes are not available.

When FGD is provided with Prepaid Calling Service Access, calls will be originated using the Telephone Company's Prepaid Calling Service 800 number and the customer's access code which will be of the form XXXX. The customer's access code will be requested from the calling end user after they have dialed the Prepaid Calling Service 800 number the first time the Prepaid Calling Service card is used for an interLATA, interstate or international call.

Where no access code is required, or available, the number dialed by the end user shall be a seven to eleven digit number for calls in the North American Numbering Plan (NANP). Where International Direct Distance Dialing (IDDD) is available for calls outside the NANP, a seven to twelve digit number may be dialed. The form of the numbers dialed by the end user is NXX-XXXX, 0 or 1+NXX-XXXX, NPA+NXX-XXXX, 0 or 1+NPA+NXX-XXXX, and, when the end office is equipped for International Direct Distance Dialing (IDDD), 01+CC+NN or 011+CC+NN. Calls originating from a WAL Service by the end user's dialing 800+NXX-XXXX, 1+800+NXX-XXXX, 900+NXX-XXXX or 1+900+NXX-XXXX, will be routed to the Switched Access Service of the 800 or 900 service provider. Calls originating from a WAL Service by the end user's dialing unassigned NXXs, local operator assistance (0-), service codes (211, 611 and 911), directory assistance (411), 500+NXX-XXXX, 1+500+NXX-XXXX, or 101XXXX access codes will not be completed. All other calls originating from a WAL Service will be routed to the particular customer for use with whose Feature Group D Switched Access Service the WAL Service is ordered.

ACCESS SERVICE

6. Switched Access Service (Cont'd)6.2 Provision and Description of Switched Access Service (Cont'd)6.2.4 Feature Group D (FGD) (Cont'd)(A) Description (Cont'd)

(6) (Cont'd)

When FGD is provided with Prepaid Calling Service Access, These dialing provisions apply for WAL Service not equipped with the Routing of IntraLATA Calls to the Telephone Company for Use with WATS Access Line Service option.

When the 101XXXX access code is used, FGD switching also provides for dialing the digit 0 for access to the customer's operator, 911 for access to the Telephone Company's emergency reporting service, or the end-of-dialing digit (#) for cut-through access to the customer's premises.

When FGD is provided with SWITCHEDWAY Service Access Capability, the dialing pattern will be modified as follows. In the originating direction, when no access code is required, end users at suitably equipped end user premises can activate the capability in the end office by dialing #56+1+10 digits. When the 101XXXX access code is used, the end user dials #56-101XXXX+10 digits.

ACCESS SERVICE

6. Switched Access Service (Cont'd)

6.2 Provision and Description of Switched Access Service (Cont'd)

6.2.4 Feature Group D (FGD) (Cont'd)

(A) Description (Cont'd)

(7) [Reserved for Future Use]

ACCESS SERVICE

6. Switched Access Service (Cont'd)

6.2 Provision and Description of Switched Access Service (Cont'd)

6.2.4 Feature Group D (FGD) (Cont'd)

(A) Description (Cont'd)

- (8) FGD switching will be arranged to accept calls from telephone exchange service, Feature Group A, or CSL BSA Switched Access Service locations without the need for dialing 101XXXX uniform access code. Each telephone exchange service line, Feature Group A, or CSL BSA Switched Access Service may be marked with a presubscription code to identify with 101XXXX code its calls will be directed to for interLATA service. Presubscription codes are applied as set forth in Section 13. following.

ACCESS SERVICE

6. Switched Access Service (Cont'd)6.2 Provision and Description of Switched Access Service (Cont'd)6.2.4 Feature Group D (FGD) (Cont'd)(A) Description (Cont'd)

- (9) When a customer has had FGB access in an end office and subsequently replaces the FGB access with FGD access, at the customer's request and where facilities permit, the Telephone Company will, for a period of 90 days, direct calls dialed by the customer's end users using the customer's previous FGB access code to the customer's FGD access service. The customer must be prepared to handle normally dialed FGD calls as well as calls dialed with the FGB access code which require the customer to receive additional address signaling from the end user. Such calls will be rated as FGD.
- (10) Originating FGD Switched Access Service must be ordered for the completion of sent-paid coin calls. FGD with coin sent-paid capability is provided direct to suitably equipped Telephone Company end offices or via TOPS tandem switches.

(B) Optional Features(1) Common Switching Optional Features

- (a) Automatic Number Identification (ANI)
- (b) Service Class Routing*
- (c) Alternate Traffic Routing**
- (d) International Carrier Option*
- (e) End Office End User Line Service Screening for Use with WATS Access Line Service
- (f) Hunt Group Arrangement for Use with WATS Access Line Service
- (g) Uniform Call Distribution Arrangement for Use with WATS Access Line Service

* Not available with Minimum Divergence Access Service.

* Not available in designated electromechanical end offices or with Minimum Divergence Access Service.

ACCESS SERVICE

6. Switched Access Service (Cont'd)

6.2 Provision and Description of Switched Access Service (Cont'd)

6.2.4 Feature Group D (FGD) (Cont'd)

(B) Optional Features (Cont'd)

(1) Common Switching Optional Features (Cont'd)

- (h) Nonhunting Number for Use with Hunt Group Arrangement or Uniform Call Distribution Arrangement for Use with WATS Access Line Service
- (i) Band Advance Arrangement for Use with WATS Access Line Service
- (j) Routing of IntraLATA Calls to the Telephone Company for Use with WATS Access Line Service
- (k) SWITCHEDWAY Service Access Capability
- (l) Multiple Trunk Routing
- (m) Flexible Automatic Number Identification (Flexible ANI)
- (n) Carrier Identification Parameter

(2) [Reserved for Future Use]

(C)

(D)

(D)

(3) Local Transport Optional Features

- (a) Supervisory Signaling (as set forth in 6.1.3(A)(2)(a) preceding)
- (b) Signaling System 7 (SS7) Signaling Option (as set forth in 6.1.3(A)(2)(d) preceding)
- (c) Coin sent-paid capability (as set forth in 6.1.3(A)(2)(f) preceding)
- (d) 64 kbps Clear Channel Capability (as set forth in 6.1.3(A)(2)(g) preceding)
- (e) Tandem Signaling (as set forth in 6.1.3(A)(2)(i) preceding)
- (f) Switched Wideband Capability (as set forth in 6.1.3(A)(2)(j) preceding)

ACCESS SERVICE

6. Switched Access Service (Cont'd)

6.2 Provision and Description of Switched Access Service (Cont'd)

6.2.4 Feature Group D (FGD) (Cont'd)

(B) Optional Features (Cont'd)

(4) WATS Access Line Service Termination Optional Features

(a) E&M Supervisory Signaling

(b) Answer Supervision

(C) Transmission Specifications

FGD is provided with either Type A, Type B or Type C Transmission Specifications as follows:

- When routed directly to the end office either Type B or C is provided.

ACCESS SERVICE

6. Switched Access Service (Cont'd)6.2 Provision and Description of Switched Access Service (Cont'd)6.2.4 Feature Group D (FGD) (Cont'd)(C) Transmission Specifications (Cont'd)

FGD is provided with either Type A, Type B or Type C Transmission Specifications as follows:

- When routed to an access or TOPS tandem only Type A is provided
- Type A is provided on the transmission path from the access or TOPS tandem to the end office.

Type C Transmission Specifications are provided with Interface Group 1. Type A and Type B Transmission Specifications are provided with Interface Groups 2, 6, 7, and 9.

Type DA Data Transmission Parameters are provided for the transmission path between the customer's premises, multiplexing node or virtual collocation arrangement and the access tandem and between the access tandem and the end office. Type DB Data Transmission Parameters are provided with FGD for the transmission path between the customer's premises, multiplexing node or virtual collocation arrangement and the end office when directly routed to the end office.

(D) Testing Capabilities

FGD is provided, in the terminating direction where equipment is available, with seven digit access to balance (100 type) test line, milliwatt (102 type) test line, nonsynchronous or synchronous test line, automatic transmission measuring (105 type) test line, data transmission (107 type) test line, loop around test line, short circuit test line and open circuit test line. In addition to the tests described in 6.1.6 and 6.1.8 preceding which are included with the installation of service, additional Cooperative Acceptance Testing, Cooperative Scheduled Testing, Manual Scheduled Testing, and Nonscheduled Testing, are available for FGD as set forth in 13.3.5 following.

ACCESS SERVICE

6. Switched Access Service (Cont'd)6.2 Provision and Description of Switched Access Service (Cont'd)6.2.5 Circuit Switched Line (CSL) BSA(A) Description

- (1) CSL BSA is provided in connection with Telephone Company electronic and electromechanical end offices. At the option of the customer, CSL BSA is provided on a single or multiple line group basis and is arranged for originating calling only, terminating calling only, or two-way calling.
- (2) CSL BSA provides a line side termination at the first point of switching. The line side termination will be provided with either ground start supervisory signaling or loop start supervisory signaling. The type of signaling is at the option of the customer.
- (3) The Telephone Company shall select the first point of switching where Telephone Company facilities and measurement capabilities exist, within the selected LATA, at which the line side termination is to be provided. Where the customer requests a different first point of switching within the selected LATA, the Telephone Company will accommodate such a request if Telephone Company facilities and measurement capabilities are available.
- (4) A seven digit local telephone number assigned by the Telephone Company is provided for access to CSL BSA switching in the originating direction. The seven digit local telephone number will be associated with the selected end office switch and is of the form NXX-XXXX.

ACCESS SERVICE

6. Switched Access Service (Cont'd)6.2 Provision and Description of Switched Access Service (Cont'd)6.2.5 Circuit Switched Line (CSL) BSA (Cont'd)(A) Description (Cont'd)

(4) (Cont'd)

If the customer requests a specific seven digit telephone number that is not currently assigned, and the Telephone Company can, with reasonable effort, and subject to the availability of Telephone Company facilities and measurement capabilities, comply with that request, the requested number will be assigned to the customer.

- (5) CSL BSA switching, when used in the terminating direction, is arranged with dial tone start-dial signaling. When used in the terminating direction CSL BSA switching may, at the option of the customer, be arranged for dial pulse or dual tone multifrequency address signaling, subject to availability of equipment at the first point of switching. When CSL BSA switching is provided in a hunt group or uniform call distribution arrangement, all CSL BSA switching will be arranged for the same type of address signaling.

- (6) No address signaling is provided by the Telephone Company when CSL BSA switching is used in the originating direction. Address signaling in such cases, if required by the customer, must be provided by the customer's end user using inband tone signaling techniques. Such inband tone address signals will not be regenerated by the Telephone Company and will be subject to the ordinary transmission capabilities of the Local Transport provided.

ACCESS SERVICE

6. Switched Access Service (Cont'd)

6.2 Provision and Description of Switched Access Service (Cont'd)

6.2.5 Circuit Switched Line (CSL) BSA (Cont'd)

(A) Description (Cont'd)

- (7) CSL BSA switching, when used in the terminating direction, may be used to access valid NXXs in the LATA, local operator service (0- and 0+), Directory Assistance (411 where available and 555-1212), emergency reporting service (911 where available), exchange telephone repair (611 where available), time or weather announcement services of the Telephone Company, community information services of an information service provider, and other customers' services (by dialing the appropriate digits). Additional non-access charges will also be billed on a separate account for calls from a CSL BSA line to another customer's service in accordance with that customer's applicable service rates when the Telephone Company performs the billing function for that customer.

(C)
|
|
|
|
|
(C)

ACCESS SERVICE

6. Switched Access Service (Cont'd)6.2 Provision and Description of Switched Access Service (Cont'd)6.2.5 Circuit Switched Line (CSL) BSA (Cont'd)(A) Description (Cont'd)

- (8) When a CSL BSA switching arrangement for an individual customer (a single line or entire hunt group) is discontinued at an end office, an intercept announcement is provided. This arrangement provides, for a limited period of time, an announcement that the service associated with the number dialed has been disconnected.
- (9) When a WAL Service is provided in conjunction with a CSL BSA Switched Access Service, the customer will be provided with Routing of IntraLATA Calls to the Telephone Company for Use with WATS Access Line Service option.

(B) Basic Service Elements (BSEs) and Optional Features(1) Common Switching BSEs

- (a) Hunt Group Arrangement
- (b) Uniform Call Distribution Arrangement
- (c) Queuing with Uniform Call Distribution Arrangement
- (d) Announcements with Uniform Call Distribution Arrangement
- (e) Hunt Group Arrangement for Use with WATS Access Line Service
- (f) Uniform Call Distribution Arrangement for Use with WATS Access Line Service
- (g) Night Transfer
- (h) Simplified Message Desk Interface (SMDI)
- (i) Hot Line
- (j) Warm Line
- (k) Three Way Calling

(2) Common Switching Optional Features

- (a) Nonhunting Number for Use with Hunt Group Arrangement or Uniform Call Distribution Arrangement
- (b) Nonhunting Number for Use with Hunt Group Arrangement for Use with WATS Access Line Service

ACCESS SERVICE

6. Switched Access Service (Cont'd)6.2 Provision and Description of Switched Access Service (Cont'd)6.2.5 Circuit Switched Line (CSL) BSA (Cont'd)(B) Basic Service Elements (BSEs) and Optional Features (Cont'd)(2) Common Switching Optional Features (Cont'd)

(c) Call Denial

(d) Service Code Denial

(3) Transport Termination Optional Features

(a) Two-way operation with dial pulse address signaling and loop start supervisory signaling

(b) Two-way operation with dial pulse address signaling and ground start supervisory signaling

(c) Two-way operation with dual tone multifrequency address signaling and loop start supervisory signaling

(d) Two-way operation with dual tone multifrequency address signaling and ground start supervisory signaling

(e) Termination operation with dial pulse address signaling and loop start supervisory signaling

(f) Terminating operation with dial pulse address signaling and ground start supervisory signaling

(g) Terminating operation with dual tone multifrequency address signaling and loop start supervisory signaling

(h) Terminating operation with dual tone multifrequency address signaling and ground start supervisory signaling

(i) Originating operation with loop start supervisory signaling

(j) Originating operation with ground start supervisory signaling

(4) Local Transport Optional Features

(a) Supervisory Signaling (as set forth in 6.1.3(A)(2)(a) preceding)

(b) Customer Specified Entry Switch Receive Level

ACCESS SERVICE

6. Switched Access Service (Cont'd)6.2 Provision and Description of Switched Access Service (Cont'd)6.2.5 Circuit Switched Line (CSL) BSA (Cont'd)(B) Basic Service Elements (BSEs) and Optional Features (Cont'd)

- (5) Certain other features which may be available in connection with CSL BSA are provided under the Telephone Company's local and/or general exchange service tariffs. These are:

- Custom Calling Services (except for Three Way Calling)
- Terminating Number Screening
- IntraLATA extensions

(C) Transmission Specifications

CSL BSA is provided with either Type B or Type C Transmission Specifications. The specifications for the associated parameters are guaranteed to the first point of switching. Type C Transmission Specifications are provided with Interface Group 1 and Type B is provided with Interface Groups 2, 6, 7 and 9. Type DB Data Transmission Parameters are provided with CSL BSA to the first point of switching.

(D) Testing Capabilities

CSL BSA is provided, in the terminating direction where equipment is available, with seven digit access to balance (100 type) test line and milliwatt (102 type) test line. In addition to the tests described in 6.1.6 preceding which are included with the installation of service, additional Cooperative Acceptance Testing and Nonscheduled Testing are available for CSL BSA as set forth in 13.3.5 following.

ACCESS SERVICE

6. Switched Access Service (Cont'd)6.2 Provision and Description of Switched Access Service (Cont'd)6.2.6 Circuit Switched Trunk (CST) BSA

Circuit Switched Trunk BSA is provided in four switched access arrangements. These arrangements are differentiated by their technical characteristics, e.g., the manner in which an end user accesses them in originating calls. The four arrangements are offered as CST BSA - Option 1, CST BSA - Option 2, CST BSA - Option 3 and CST BSA - Option 4. The CST BSA options are provided as set forth in 6.2.7, 6.2.8, 6.2.9 and 6.2.10 following.

6.2.7 Circuit Switched Trunk (CST) BSA - Option 1(A) Description

- (1) CST BSA - Option 1, when directly routed to an end office (i.e., provided without the use of an access tandem switch), is provided at appropriately equipped Telephone Company electronic end office switches. When provided via Telephone Company designated electronic access tandem switches, CST BSA - Option 1 switching is provided at Telephone Company electronic and electromechanical end office switches.
- (2) CST BSA - Option 1 is provided as trunk side switching through the use of end office or access tandem switch trunk equipment. The switch trunk equipment is provided with wink start start-pulsing signals and answer and disconnect supervisory signaling.

ACCESS SERVICE

6. Switched Access Service (Cont'd)6.2 Provision and Description of Switched Access Service (Cont'd)6.2.7 Circuit Switched Trunk (CST) BSA - Option 1 (Cont'd)(A) Description (Cont'd)

- (3) CST BSA - Option 1 switching is provided with multifrequency address signaling in both the originating and terminating directions. Except for CST BSA - Option 1 switching provided with rotary dial station signaling arrangements as set forth in 6.3 following, any other address signaling in the originating direction, if required by the customer, must be provided by the customer's end user using inband tone signaling techniques. Such inband tone address signals will not be regenerated by the Telephone Company and will be subject to the ordinary transmission capabilities of the Local Transport provided.
- (4) The access code for non-900 Access Service CST BSA - Option 1 switching is a uniform access code. The form of the uniform access code is 950-XXXX for carriers. These uniform access codes will be the assigned access numbers of all non-900 Access Service CST BSA - Option 1 Switched Access Service provided to the customer by the Telephone Company. No access code is required for CST BSA - Option 1 switching used to provide 900 Access Service. The telephone number dialed by the customer's end user is in the form 1+900+NXX-XXXX.

ACCESS SERVICE

6. Switched Access Service (Cont'd)6.2 Provision and Description of Switched Access Service (Cont'd)6.2.7 Circuit Switched Trunk (CST) BSA - Option 1 (Cont'd)(A) Description (Cont'd)

- (5) CST BSA - Option 1 switching, when used in the terminating direction, may be used to access valid NXXs in the LATA, time or weather announcement services of the Telephone Company, community information services of an information service provider and other customers' services (by dialing the appropriate digits). When directly routed to an end office, only those valid NXX codes served by that end office may be accessed. When routed through an access tandem, only those valid NXX codes served by end offices subtending the access tandem may be accessed. Additionally, non-access charges will also be billed for calls from a CST BSA - Option 1 trunk to another customer's service in accordance with that customer's applicable service rates when the Telephone Company performs the billing function for that customer. Calls in the terminating direction will not be completed to 950-XXXX access codes, local operator assistance (0- and 0+), Directory Assistance (411 and 555-1212), service codes 611 and 911, or 101XXXX access codes. Calls will be completed to Directory Assistance (NPA-555-1212 or 555-1212) when CST BSA - Option 1 switching is combined with Directory Assistance switching. CST BSA - Option 1 may not be switched, in the terminating direction, to Switched Access Service Feature Groups B, C, D or CST BSA - Option 1, 2 or 3.

(C)
(C)

ACCESS SERVICE

6. Switched Access Service (Cont'd)6.2 Provision and Description of Switched Access Service (Cont'd)6.2.7 Circuit Switched Trunk (CST) BSA - Option 1 (Cont'd)(A) Description (Cont'd)

- (6) The Telephone Company will establish a trunk group or groups for the customer at end office switches or access tandem switches where CST BSA Option 1 switching is provided. When required by technical limitations or network considerations, a separate trunk group will be established for each type of CST BSA - Option 1 switching arrangement provided. Different types of CST BSA - Option 1 or other switching arrangements may be combined in a single trunk group at the option of the Telephone Company.
- (7) When all CST BSA - Option 1 switching arrangements are discontinued at an end office and/or in a LATA, an intercept announcement is provided. This arrangement provides, for a limited period of time, an announcement that the service associated with the number dialed has been disconnected.
- (8) When a WAL Service is provided in conjunction with a CST BSA - Option 1 Switched Access Service, the customer will be provided with the Routing of IntraLATA Calls to the Telephone Company for Use with WATS Access Line Service option.

ACCESS SERVICE

6. Switched Access Service (Cont'd)6.2 Provision and Description of Switched Access Service (Cont'd)6.2.7 Circuit Switched Trunk (CST) BSA - Option 1 (Cont'd)(B) Basic Service Elements (BSEs) and Optional Features(1) Common Switching BSEs

- (a) Alternate Routing - Multiple Customer Premises Routing
- (b) Trunk Group Make Busy

(2) Common Switching Optional Features

- (a) Up to 7 Digit Outpulsing of Access Digits to Customer
- (b) Alternate Traffic Routing - End Office Alternate Routing
- (c) Hunt Group Arrangement for Use with WATS Access Line Service
- (d) Uniform Call Distribution Arrangement for Use with WATS Access Line Service
- (e) Nonhunting Number for Use with Hunt Group Arrangement or Uniform Call Distribution Arrangement for Use with WATS Access Line Service
- (f) Multiple Trunk Routing

(3) Transport Termination Optional Features

- (a) Rotary Dial Station Signaling

(4) Local Transport Optional Features

- (a) Customer Specification of Local Transport Termination
- (b) Supervisory Signaling (as set forth in 6.1.3(A)(2)(a) preceding)
- (c) Customer Specified Entry Switch Receive Level

ACCESS SERVICE

6. Switched Access Service (Cont'd)6.2 Provision and Description of Switched Access Service (Cont'd)6.2.7 Circuit Switched Trunk (CST) BSA - Option 1 (Cont'd)(B) Basic Service Elements (BSEs) and Optional Features(5) WATS Access Line Service Termination Optional Features

(a) E&M Supervisory Signaling

(b) Answer Supervision

(6) Another feature, Terminating Number Screening, which may be available, in connection with CST BSA - Option 1 is provided under the Telephone Company's local and/or general exchange service tariffs.

(C) Transmission Specifications

CST BSA - Option 1 is provided with either Type B or Type C Transmission Specifications. The specifications for the associated parameters are guaranteed to the end office when routed directly or to the first point of switching when routed via an access tandem. Type C Transmission Specifications are provided with Interface Group 1 and Type B is provided with Interface Groups 2, 6, 7, and 9. Type DB Data Transmission Parameters are provided with CST BSA - Option 1 to the first point of switching.

(D) Testing Capabilities

CST BSA - Option 1 is provided, in the terminating direction where equipment is available, with seven digit access to balance (100 type) test line, milliwatt (102 type) test line, nonsynchronous or synchronous test line, automatic transmission measuring (105 type) test line, data transmission (107 type) test line, loop around test line, short circuit test line and open circuit test line. In addition to the tests described in 6.1.6 preceding which are included with the installation of service, additional Cooperative Acceptance Testing, Cooperative Scheduled Testing, Manual Scheduled Testing and Nonscheduled Testing are available as set forth in 13.3.5 following.

ACCESS SERVICE

6. Switched Access Service (Cont'd)6.2 Provision and Description of Switched Access Service (Cont'd)6.2.8 Circuit Switched Trunk (CST) BSA - Option 2(A) Description

- (1) CST BSA - Option 2 is provided at all Telephone Company end office switches on a direct trunk basis or via Telephone Company designated access tandem switches. CST BSA - Option 2 switching is provided to the customer (i.e., providers of MTS and WATS) at an end office switch unless CST BSA - Option 3 end office switching is provided in the same office. When CST BSA - Option 3 switching is available, CST BSA - Option 2 switching will not be provided.
- (2) CST BSA - Option 2 is provided as trunk side switching through the use of end office or access tandem switch trunk equipment. The switch trunk equipment is provided with answer and disconnect supervisory signaling. Wink start start-pulsing signals are provided in all offices where available. In those offices where wink start start-pulsing signals are not available, delay dial start-pulsing signals will be provided, unless immediate dial pulse signaling is provided, in which case no start-pulsing signals are provided.
- (3) CST BSA - Option 2 is provided with multifrequency address signaling except in certain electromechanical end office switches where multifrequency signaling is not available. In such switches, the address signaling will be dial pulse, revertive pulse, immediate dial pulse or panel call indicator signaling, whichever is available. Up to 12 digits of the called party number dialed by the customer's end user using dual tone multifrequency or dial pulse address signals will be provided by Telephone Company equipment to the customer's premises or multiplexing node where the Switched Access Service terminates. Such called party number signals will be subject to the ordinary transmission capabilities of the Local Transport provided.

ACCESS SERVICE

6. Switched Access Service (Cont'd)6.2 Provision and Description of Switched Access Service (Cont'd)6.2.8 Circuit Switched Trunk (CST) BSA - Option 2 (Cont'd)(A) Description (Cont'd)

- (4) No access code is required for CST BSA - Option 2 switching. The telephone number dialed by the customer's end user shall be a seven to eleven digit number for calls in the North American Numbering Plan (NANP). For international calls outside the NANP, a seven to twelve digit number may be dialed. The form of the numbers dialed by the customer's end user is NXX-XXXX, 0 or 1+NXX-XXXX, NPA+NXX-XXXX, 0 or 1+NPA+NXX-XXXX, and, when the end office is equipped for International Direct Distance Dialing (IDDD), 01+CC+NN or 011+CC+NN.
- (5) CST BSA - Option 2 switching, when used in the terminating direction, may be used to access valid NXXs in the LATA, time or weather announcement services of the Telephone Company, community information services of an information provider, and other customers' services (by dialing the appropriate codes) when the services can be reached using valid NXX codes. When directly routed to an end office, only those valid NXX codes served by that office may be accessed. When routed through an access tandem, only those valid NXX codes served by offices subtending the access tandem may be accessed. Additionally, non-access charges will also be billed for calls from a CST BSA - Option 2 trunk to another customer's service in accordance with that customer's applicable service rates when the Telephone Company performs the billing function for that customer. Calls in the terminating direction will not be completed to 950-XXXX access codes, local operator assistance (0- and 0+), Directory Assistance (411 and 555-1212), service codes 611 and 911, or 101XXXX access codes. Calls will be completed to Directory Assistance (NPA-555-1212 and 555-1212) when CST BSA - Option 2 switching is combined with Directory Assistance switching. CST BSA - Option 2 may not be switched, in the terminating direction, to Switched Access Service Feature Groups B, C, D or CST BSA - Option 1, 2 or 3.

(C)
|
(C)

ACCESS SERVICE

6. Switched Access Service (Cont'd)6.2 Provision and Description of Switched Access Service (Cont'd)6.2.8 Circuit Switched Trunk (CST) BSA - Option 2 (Cont'd)(A) Description (Cont'd)

- (6) The Telephone Company will establish a trunk group or groups for the customer at end office switches or access tandem switches where CST BSA - Option 2 switching is provided. When required by technical limitations, a separate trunk group will be established for each type of CST BSA - Option 2 switching arrangement provided. Different types of CST BSA - Option 2 or other switching arrangements may be combined in a single trunk group at the option of the Telephone Company.

(B) Basic Service Elements (BSEs) and Optional Features(1) Common Switching BSEs

- (a) Alternate Routing - Multiple Customer Premises Routing

(2) Common Switching Optional Features

- (a) Service Class Routing
- (b) Dial Pulse Address Signaling
- (c) Revertive Pulse Address Signaling
- (d) Delay Dial Start-Pulse Signaling
- (e) Immediate Dial Pulse Address Signaling
- (f) Panel Call Indicator Address Signaling
- (g) Alternate Traffic Routing - End Office Alternate Routing
- (h) End Office End User Line Service Screening for Use with WATS Access Line Service
- (i) Hunt Group Arrangement for Use with WATS Access Line Service
- (j) Uniform Call Distribution Arrangement for Use with WATS Access Line Service
- (k) Nonhunting Number for Use with Hunt Group Arrangement or Uniform Call Distribution Arrangement for Use with WATS Access Line Service
- (l) Band Advance Arrangement for Use with WATS Access Line Service
- (m) Multiple Trunk Routing

ACCESS SERVICE

6. Switched Access Service (Cont'd)

6.2 Provision and Description of Switched Access Service (Cont'd)

6.2.8 Circuit Switched Trunk (CST) BSA - Option 2 (Cont'd)

(B) Basic Service Elements (BSEs) and Optional Features (Cont'd)

(3) [Reserved for Future Use]

(C)
(D)
|
|
|
|
(D)

(4) Local Transport Optional Features

(a) Supervisory Signaling (as set forth in 6.1.3(A)(2)(a) preceding)

(5) WATS Access Line Service Termination Optional Features

(a) E&M Supervisory Signaling

(b) Answer Supervision

ACCESS SERVICE

6. Switched Access Service (Cont'd)6.2 Provision and Description of Switched Access Service (Cont'd)6.2.8 Circuit Switched Trunk (CST) BSA - Option 2 (Cont'd)(C) Transmission Specifications

CST BSA - Option 2 is provided with either Type B or Type C Transmission Specifications as follows:

- When routed directly to the end office either Type B or Type C is provided.
- When routed to an access tandem only Type B is provided.
- Type B or Type C is provided on the transmission path from the access tandem to the end office.

Type C Transmission Specifications are provided with Interface Group 1 when routed directly to an end office. Type B is provided with Interface Groups 2, 6, 7, and 9 whether routed directly to an end office or to an access tandem.

Type DB Data Transmission Parameters are provided with CST BSA - Option 2 for the transmission path between the customer's premises or multiplexing node and the end office when directly routed to the end office, and Type DB Data Transmission Parameters are provided for the transmission path between the customer's premises or multiplexing node and the access tandem and between the access tandem and the end office when routed via an access tandem.

ACCESS SERVICE

6. Switched Access Service (Cont'd)6.2 Provision and Description of Switched Access Service (Cont'd)6.2.8 Circuit Switched Trunk (CST) BSA - Option 2 (Cont'd)(D) Testing Capabilities

CST BSA - Option 2 is provided, in the terminating direction where equipment is available, with seven digit access to balance (100 type) test line, milliwatt (102 type) test line, nonsynchronous or synchronous test line, automatic transmission measuring (105 type) test line, data transmission (107 type) test line, loop around test line, short circuit test line and open circuit test line. In addition to the tests described in 6.1.6 preceding which are included with the installation of service, additional Cooperative Acceptance Testing, Cooperative Scheduled Testing or Manual Scheduled Testing, and Nonscheduled Testing are available as set forth in 13.3.5 following for CST BSA - Option 2.

6.2.9 Circuit Switched Trunk (CST) BSA - Option 3(A) Description

- (1) CST BSA - Option 3 is provided at Telephone Company designated end office switches whether routed directly or via Telephone Company designated access tandem switches.

For CST BSA - Option 3 with the SS7 signaling option, the CCSA signaling connection is provided to Telephone Company designated STPs.

- (2) CST BSA - Option 3 is provided as trunk side switching through the use of end office or access tandem switch trunk equipment. The switch trunk equipment may be provided with wink start start-pulsing signals and answer and disconnect supervisory signaling, or without signaling when the SS7 signaling option is specified.

ACCESS SERVICE

6. Switched Access Service (Cont'd)6.2 Provision and Description of Switched Access Service (Cont'd)6.2.9 Circuit Switched Trunk (CST) BSA - Option 3 (Cont'd)(A) Description (Cont'd)

- (3) CST BSA - Option 3 switching may be provided, at the customer's option, with multifrequency address signaling or common channel signaling.

With multifrequency address signaling, up to 12 digits of the called party number dialed by the customer's end user using dual tone multifrequency or dial pulse address signals will be provided by Telephone Company equipment to the customer's premises or multiplexing node where the Switched Access Service terminates. Such address signals will be subject to the ordinary transmission capabilities of the Local Transport provided.

With common channel signaling, up to 12 digits of the called party number dialed by the customer's end user using dual tone multifrequency or dial pulse address signals will be provided by Telephone Company equipment to the customer's designated premises via a Common Channel Signaling Access (CCSA) circuit. The SS7 signaling option requires the customer to order CCSA links as described in 6.3.1(A)(2)(e) preceding.

ACCESS SERVICE

6. Switched Access Service (Cont'd)6.2 Provision and Description of Switched Access Service (Cont'd)6.2.9 Circuit Switched Trunk (CST) BSA - Option 3 (Cont'd)(A) Description (Cont'd)

- (4) CST BSA - Option 3 switching, when used in the terminating direction, may be used to access valid NXXs in the LATA, time or weather announcement services of the Telephone Company, community information services of an information service provider, and other customers' services (by dialing the appropriate codes) when such services can be reached using valid NXX codes. When directly routed to an end office, only those valid NXX codes served by that office may be accessed. When routed through an access tandem, only those valid NXX codes served by end offices subtending the access tandem may be accessed.

Additionally, non-access charges will also be billed for calls from a CST BSA - Option 3 trunk to another customer's service in accordance with that customer's applicable service rates when the Telephone Company performs the billing function for that customer. Calls in the terminating direction will not be completed to 950-XXXX access codes, local operator assistance (0- and 0+), Directory Assistance (411 and 555-1212), service codes 611 and 911, or 101XXXX access codes. Calls will be completed to Directory Assistance (NPA-555-1212 and 555-1212) when CST BSA - Option 3 switching is combined with Directory Assistance switching. CST BSA - Option 3 may not be switched, in the terminating direction, to Switched Access Feature Groups B, C, D or CST BSA - Option 1, 2 or 3.

(C)
(C)

- (5) The Telephone Company will establish a trunk group or groups for the customer at end office switches or access or TOPS tandem switches where CST BSA - Option 3 switching is provided and where technically feasible. When required by technical limitations, a separate trunk group will be established for each type of CST BSA - Option 3 switching arrangement provided. Different types of CST BSA - Option 3 or other switching arrangements may be combined in a single trunk group at the option of the Telephone Company.

ACCESS SERVICE

6. Switched Access Service (Cont'd)6.2 Provision and Description of Switched Access Service (Cont'd)6.2.9 Circuit Switched Trunk (CST) BSA - Option 3 (Cont'd)(A) Description (Cont'd)

- (6) The access code for CST BSA - Option 3 switching is a uniform access code of the form 101XXXX. These uniform access codes will be the assigned access numbers of all CST BSA - Option 3 access provided to the customer by the Telephone Company. No access code is required for calls which originate from a WATS Access Line (WAL) Service. No access code is required for calls to a customer over CST BSA - Option 3 Switched Access Service if the end user's telephone exchange service or the customer's Feature Group A or CSL BSA Switched Access Service is arranged for presubscription to that customer, as set forth in 13. following. Where Minimum Divergence Access Service is provided, the 101XXXX access code is not available.

When CST BSA - Option 3 is provided with Prepaid Calling Service Access, calls will be originated using the Telephone Company's Prepaid Calling Service 800 number and the customer's access code which will be of the form XXXX. The customer's access code will be requested from the calling end user after they have dialed the Prepaid Calling Service 800 number the first time the Prepaid Calling Service card is used for an interLATA, interstate or international call.

Where no access code is required, or available, the number dialed by the end user shall be a seven to eleven digit number for calls in the North American Numbering Plan (NANP). Where International Direct Distance Dialing (IDDD) is available for calls outside the NANP, a seven to twelve digit number may be dialed. The form of the numbers dialed by the end user is NXX-XXXX, 0 or 1+NXX-XXXX, NPA+NXX-XXXX, 0 or 1+NPA+NXX-XXXX, and, when the end office is equipped for International Direct Distance Dialing (IDDD), 01+CC+NN or 011+CC+NN. Calls originating from a WAL Service by the end user's dialing 800+NXX-XXXX, 1+800+NXX-XXXX, 900+NXX-XXXX or 1+900+NXX-XXXX will be routed to the Switched Access Service of the 800 or 900 service provider. Calls originating from a WAL Service by the end user's dialing unassigned NXXs, local operator assistance (0-), service codes (211, 611 and 911), directory assistance (411), 500+NXX-XXXX, 1+500+NXX-XXXX, or 101XXXX access codes will not be completed. All other calls originating from a WAL Service will be routed to the particular customer for use with whose CST BSA - Option 3 Switched Access Service the WAL Service is ordered.

ACCESS SERVICE

6. Switched Access Service (Cont'd)6.2 Provision and Description of Switched Access Service (Cont'd)6.2.9 Circuit Switched Trunk (CST) BSA - Option 3 (Cont'd)(A) Description (Cont'd)

(6) (Cont'd)

These dialing provisions apply for WAL Service not equipped with the Routing of IntraLATA Calls to the Telephone Company for Use with WATS Access Line Service option.

When the 101XXXX access code is used, CST BSA - Option 3 switching also provides for dialing the digit 0 for access to the customer's operator, 911 for access to the Telephone Company's emergency reporting service, or the end-of-dialing digit (#) for cut-through access to the customer's premises.

When CST BSA - Option 3 is provided with SWITCHEDWAY Service Access Capability, the dialing pattern will be modified as follows. In the originating direction, when no access code is required, end users at suitably equipped end user premises can activate the capability in the end office by dialing #56+1+10 digits. When the 101XXXX access code is used, the end user dials #56+101XXXX+10 digits.

(7) [Reserved for Future Use]

ACCESS SERVICE

6. Switched Access Service (Cont'd)

6.2 Provision and Description of Switched Access Service (Cont'd)

6.2.9 Circuit Switched Trunk (CST) BSA - Option 3 (Cont'd)

(A) Description (Cont'd)

- (8) CST BSA - Option 3 switching will be arranged to accept calls from telephone exchange service, Feature Group A or CSL BSA Switched Access Service locations without the need for dialing the 101XXXX uniform access code. Each telephone exchange service line, Feature Group A or CSL BSA Switched Access Service may be marked with a presubscription code to identify which 101XXXX code its calls will be directed to for interLATA service. Presubscription codes are applied as set for in section 13. following.

ACCESS SERVICE

6. Switched Access Service (Cont'd)6.2 Provision and Description of Switched Access Service (Cont'd)6.2.9 Circuit Switched Trunk (CST) BSA - Option 3 (Cont'd)(A) Description (Cont'd)

- (9) When a customer has had CST BSA - Option 1 access in an end office and subsequently replaces the CST BSA - Option 1 access with CST BSA - Option 3 access, at the customers request and where facilities permit, the Telephone Company will, for a period of 90 days, direct calls dialed by the customer's end users using the customer's previous CST BSA - Option 1 access code to the customer's CST BSA - Option 3 access service. The customer must be prepared to handle normally dialed CST BSA - Option 3 calls as well as calls dialed with the CST BSA - Option 1 access code which require the customer to receive additional address signaling from the end user. Such calls will be rated as CST BSA - Option 3.
- (10) Originating CST BSA - Option 3 Switched Access Service must be ordered for the completion of sent-paid coin calls. CST BSA - Option 3 with coin sent-paid capability is provided direct to suitably equipped Telephone Company end offices or via TOPS tandem switches.

ACCESS SERVICE

6. Switched Access Service (Cont'd)6.2 Provision and Description of Switched Access Service (Cont'd)6.2.9 Circuit Switched Trunk (CST) BSA - Option 3 (Cont'd)(B) Basic Service Elements (BSEs) and Optional Features(1) Common Switching BSEs

- (a) Automatic Number Identification (ANI)
- (b) Alternate Routing - Multiple Customer Premises Routing**
- (c) Flexible Automatic Number Identification (Flexible ANI)
- (d) Trunk Group Make Busy **

(2) Common Switching Optional Features

- (a) Service Class Routing*
- (b) Alternate Traffic Routing - End Office Alternate Routing**
- (c) International Carrier Option*
- (d) End Office End User Line Service Screening for Use with WATS Access Line Service
- (e) Hunt Group Arrangement for Use with WATS Access Line Service
- (f) Uniform Call Distribution Arrangement for Use with WATS Access Line Service

* Not available with Minimum Divergence Access Service.

** Not available in designated electromechanical end offices or with Minimum Divergence Access Service.

ACCESS SERVICE

6. Switched Access Service (Cont'd)

6.2 Provision and Description of Switched Access Service (Cont'd)

6.2.9 Circuit Switched Trunk (CST) BSA - Option 3 (Cont'd)

(B) Basic Service Elements (BSEs) and Optional Features (Cont'd)

(2) Common Switching Optional Features (Cont'd)

- (g) Nonhunting Number for Use with Hunt Group Arrangement or Uniform Call Distribution Arrangement for Use with WATS Access Line Service
- (h) Band Advance Arrangement for Use with WATS Access Line Service
- (i) Routing of IntraLATA Calls to the Telephone Company for Use with WATS Access Line Service
- (j) SWITCHEDWAY Service Access Capability
- (k) Multiple Trunk Routing
- (l) Carrier Identification Parameter

(3) [Reserved for Future Use]

(C)

(D)

(D)

(4) Local Transport Optional Features

- (a) Supervisory Signaling (as set forth in 6.1.3(A)(2)(a) preceding)
- (b) Signaling System 7 (SS7) Signaling Option (as set forth in 6.1.3(A)(2)(d) preceding)
- (c) Coin sent-paid capability (as set forth in 6.1.3(A)(2)(f) preceding)
- (d) 64 kbps Clear Channel Capability (as set forth in 6.1.3(A)(2)(g) preceding)
- (e) Tandem Signaling (as set forth in 6.1.3(A)(2)(i) preceding)
- (f) Switched Wideband Capability (as set forth in 6.1.3(A)(2)(j) preceding).

(5) WATS Access Line Service Termination Optional Features

- (a) E&M Supervisory Signaling
- (b) Answer Supervision

Transmission Specifications

CST BSA - Option 3 is provided with either Type A, Type B or Type C Transmission Specifications as follows:

- When routed directly to the end office either Type B or C is provided.

ACCESS SERVICE

6. Switched Access Service (Cont'd)6.2 Provision and Description of Switched Access Service (Cont'd)6.2.9 Circuit Switched Trunk (CST) BSA - Option 3 (Cont'd)(C) Transmission Specifications (Cont'd)

- When routed to an access or TOPS tandem only Type A is provided.
- Type A is provided on the transmission path from the access or TOPS tandem to the end office.

Type C Transmission Specifications are provided with Interface Group 1, Type A and Type B Transmission Specifications are provided with Interface Groups 2, 6, 7, and 9.

Type DA Data Transmission Parameters are provided for the transmission path between the customer's premises or multiplexing node and the access tandem and between the access tandem and the end office. Type DB Data Transmission Parameters are provided with CST BSA - Option 3 for the transmission path between the customer's premises or multiplexing node and the end office when directly routed to the end office.

(D) Testing Capabilities

CST BSA - Option 3 is provided, in the terminating direction where equipment is available, with seven digit access to balance (100 type) test line, milliwatt (102 type) test line, nonsynchronous or synchronous test line, automatic transmission measuring (105 type) test line, data transmission (107 type) test line, loop around test line, short circuit test line and open circuit test line. In addition to the tests described in 6.1.6 and 6.1.8 preceding which are included with the installation of service, additional Cooperative Acceptance Testing, Cooperative Scheduled Testing, Manual Scheduled Testing, and Nonscheduled Testing, are available for CST BSA - Option 3 as set forth in 13.3.5 following.

ACCESS SERVICE

6. Switched Access Service (Cont'd)6.2 Provision and Description of Switched Access Service (Cont'd)6.2.10 Circuit Switched Trunk (CST) BSA - Option 4 (Direct Inward Dialing (DID))(A) Description

- (1) CST BSA - Option 4 is provided at Telephone Company designated electronic end office switches on a direct end office basis only.
- (2) CST BSA - Option 4 provides a trunk side termination with line treatment at the first point of switching. The trunk side termination is provided with wink start start-pulsing signals and answer and disconnect supervisory signaling.
- (3) CST BSA - Option 4 is provided at the option of the customer with Dial Pulse (DP), Multifrequency (MF), or Dual Tone Multifrequency (DTMF) address signaling at suitably equipped end office switches. When it is provided on a multiple trunk group basis, all of the signaling must be of the same type: The DP, MF, or DTMF address signaling delivers up to seven digits of the called telephone number only, and no other address signaling is provided by the Telephone Company. Additional address signaling, if required by the customer, must be provided by the customer's end user inband tone signaling techniques. Such inband tone address signals will not be regenerated by the Telephone Company and will be subject to the ordinary transmission capabilities of the Local Transport provided.
- (4) CST BSA - Option 4 is available in the originating direction. CST BSA - Option 4 is available in the terminating direction when ordered with the DNIS on 800 BSE. When CST BSA - Option 4 with DNIS on 800 is ordered, the customer must have an associated CST BSA - Option 1, 2 or 3 Switched Access Service from the customer premises or multiplexing node to the DNIS on 800 serving office.
- (5) The CST BSA - Option 4 requires a seven digit local telephone number in the form NXX-XXXX which is assigned by the Telephone Company.
- (6) Usage measurement is not available with originating CST BSA - Option 4, therefore, the monthly originating assumed minutes of use as set forth in 6.7.6. following will be applied per trunk.
- (7) When terminating CST BSA - Option 4 is ordered with the DNIS on 800 BSE, the DNIS on 800 BSE must be ordered for all of the trunks in the same trunk group.

ACCESS SERVICE

6. Switched Access Service (Cont'd)6.2 Provision and Description of Switched Access Service (Cont'd)6.2.10 Circuit Switched Trunk (CST) BSA - Option 4 (Direct Inward Dialing (DID)) (Cont'd)(B) Basic Service Elements (BSEs) and Optional Features

(1) Common Switching BSEs

(a) Dialed Number Identification Service (DNIS) on 800

(2) Common Switching Optional Features

(a) Dial Pulse Address Signaling

(b) Multifrequency Address Signaling

(c) Dual Tone Multifrequency Address Signaling

(d) Delay Dial Start-Pulsing Signaling

(e) Immediate Dial Pulse Address Signaling

(3) Blocks of telephone numbers for use with CST BSA - Option 4 are provided under the Telephone Company's state and/or local exchange tariffs

(C) Transmission Specifications

CST BSA - Option 4 is provided with either Type B or Type C Transmission Specifications. The specifications for the associated parameters are guaranteed to the first point of switching. Type C Transmission Specifications are provided with Interface Group 1 and Type B is provided with Interface Groups 2, 6 and 9. Type DB Data Transmission Parameters are provided with CST BSA - Option 4 to the first point of switching.

(D) Testing Capabilities

In addition to the tests described in 6.1.6 preceding which are included with installation of service, additional Cooperative Acceptance Testing and Nonscheduled Testing are available for CST BSA - Option 4 as set forth in 13.3.5 following.

ACCESS SERVICE

6. Switched Access Service (Cont'd)6.2 Provision and Description of Switched Access Service (Cont'd)6.2.11 Entrance Facilities and Direct Trunked Transport(A) Description(1) Voice Grade

A Voice Grade facility provides voice frequency transmission capability in the nominal frequency range of 300 to 3000 Hz and may be terminated two-wire or four-wire. A Voice Grade Entrance Facility is provided between a customer designated premises and the serving wire center of the customer premises. In those instances where the Telephone Company may be unable to provide Entrance Facilities to the serving wire center of the customer premises, the Telephone Company will provide the service to a mutually agreed upon wire center. Mileage will be measured based on the V & H coordinates of the customer's appropriate serving wire center and not the alternate wire center the customer is actually served from. Except when the Tandem Signaling option is provided, a Voice Grade Direct Trunked Transport Facility may be provided between the serving wire center of the customer premises or an Intermediate or Super Intermediate Hub and either an end office or an access tandem. When the Tandem Signaling Facility Option is provided, a Voice Grade Direct Trunk Transport Facility may only be provided between the serving wire center of the customer premises or an Intermediate or Super-Intermediate Hub and an end office.

ACCESS SERVICE

6. Switched Access Service (Cont'd)6.2 Provision and Description of Switched Access Service (Cont'd)6.2.11 Entrance Facilities and Direct Trunked Transport (Cont'd)(A) Description (Cont'd)(2) DS1 Facility

A DS1 facility provides for the transmission of up to 24 Voice Grade equivalent channels. The actual bit rate and framing formats are a function of the channel interface selected by the customer. A DS1 Entrance Facility is provided between a customer designated premises, multiplexing node or virtual collocation arrangement and the serving wire center of the customer premises, multiplexing node or virtual collocation arrangement. In those instances where the Telephone Company may be unable to provide Entrance Facilities to the serving wire center of the customer premises, multiplexing node or virtual collocation arrangement, the Telephone Company will provide the service to a mutually agreed upon wire center. Mileage will be measured based on the V&H coordinates of the customer's appropriate serving wire center and not the alternate wire center the customer is actually served from. Except when the Tandem Signaling option is provided, a DS1 Direct Trunked Transport facility may be provided between the serving wire center of the customer designated premises, multiplexing node or virtual collocation arrangement and an end office, access tandem or Telephone Company multiplexing Hub. Except when the Tandem Signaling option is provided, DS1 Direct Trunked Transport may also be provided between a Hub and an end office or access tandem. DS1 Direct Trunked Transport may also be provided between a Hub and an end office or access tandem. DS1 Direct Trunked Transport with the Tandem Signaling option may be provided between the serving wire center of the customer designated premises, multiplexing node or virtual collocation arrangement and an end office or a Telephone Company multiplexing Hub.

ACCESS SERVICE

6. Switched Access Service (Cont'd)6.2 Provision and Description of Switched Access Service (Cont'd)6.2.11 Entrance Facilities and Direct Trunked Transport (Cont'd)(A) Description (Cont'd)(3) DS3 Facility

A DS3 facility provides for the transmission of up to 672 Voice Grade equivalent channels on digital optical equipment and lightwave facilities selected by the Telephone Company. A DS3 Entrance Facility is provided between the customer designated premises, multiplexing node or virtual collocation arrangement and the serving wire center of the customer premises, multiplexing node or virtual collocation arrangement. In those instances where the Telephone Company may be unable to provide Entrance Facilities to the serving wire center of the customer premises, multiplexing node or virtual collocation arrangement, the Telephone Company will provide the service to a mutually agreed upon wire center. Mileage will be measured based in the V & H coordinates of the customer's appropriate serving wire center and not the alternate wire center the customer is actually served from. At the customer premises, multiplexing node or virtual collocation arrangement, an optical fiber interface and digital optical equipment convert the signal from optical to electrical. A 110 volt AC, 15 amperes, separately fused, non-switched controlled, single power outlet must be provided by the customer at the customer designated premises, multiplexing node or virtual collocation arrangement. Except when the Tandem Signaling option is provided, a DS3 Direct Trunked Transport facility may be provided between the serving wire center of the customer designated premises, multiplexing node or virtual collocation arrangement and an end office, access tandem or Telephone Company multiplexing Hub. When the Tandem Signaling option is provided, a DS3 Direct Trunked Transport facility may be provided between the serving wire center of the customer designated premises, multiplexing node or virtual collocation arrangement and an end office or Telephone Company multiplexing Hub.

At the option of the customer, a DS3 facility may be provided with an optical interface at four levels of capacity, (i.e., as three (135 Mbps), twelve (560 Mbps) groups) or forty eight (2.488 Gbps) of DS3 facilities. The customer may order a minimum of 1 and a maximum of 3 DS3 facilities for the 135 Mbps capacity; a minimum of 2 and a maximum of 9 DS3 channels for the 405 Mbps capacity; a minimum of 2 and a maximum of 12 DS3 channels for the 560 Mbps capacity; or a minimum of 7 and a maximum of 48 DS3 channels for the 2.488 Gbps capacity. The optical DS3

ACCESS SERVICE

6. Switched Access Service (Cont'd)6.2 Provision and Description of Switched Access Service (Cont'd)6.2.11 Entrance Facilities and Direct Trunked Transport (Cont'd)(A) Description (Cont'd)(3) DS3 Facility (Cont'd)

may be provided as an Entrance Facility between a customer designated premises and the serving wire center of the customer designated premises subject to availability of facilities. In those instances where the Telephone Company may be unable to provide Entrance Facilities to the serving wire center of the customer premises, the Telephone Company will provide the service to a mutually agreed upon wire center. Mileage will be measured based upon the V & H coordinates of the customer's appropriate serving wire center and not the alternate wire center the customer is actually served from.

The customer must provide any device that supports an OC3, OC12 or OC48 interface as described in GR-253-CORE, Issue 3 for Synchronous Optical Network (SONET) Transport Systems in lieu of Telephone Company provided digital optical equipment. DS3 with an optical fiber interface option which is in-service or on order as of August 29, 2001 may employ customer-provided Optical Line Terminating Multiplexing Equipment (OLTM) in lieu of Telephone Company provided digital optical equipment. Within each capacity level, individual DS3 facilities will be derived from SONET or OLTM equipment at the serving wire center of the customer designated premises. Customer provided OLTM equipment must be compatible with the OLTM equipment employed by the Telephone Company. The Telephone Company employs the following OLTM equipment:

- NEC Model 1840A for 135 Mbps capacity*
- Rockwell Model 1565D for 560 Mbps capacity*

* The use of OLTM equipment is limited as described above.

ACCESS SERVICE

6. Switched Access Service (Cont'd)6.2 Provision and Description of Switched Access Service (Cont'd)6.2.11 Entrance Facilities and Direct Trunked Transport (Cont'd)(A) Description (Cont'd)(3) DS3 Facility (Cont'd)

The selection of the OLTM or SONET equipment will determine the characteristics of the standard interface. The Telephone Company may request cooperative testing through the customer provided equipment (e.g., fiber OLTM, etc.) at the time of installation or in the event of a transmission failure.

(4) SONET Facility

A SONET facility provides for the transmission of up to 672 Voice Grade equivalent channels (SONET STS1), up to 2016 voice grade equivalent channels (SONET OC-3), up to 8064 Voice Grade equivalent channels (SONET OC-12), up to 32,256 Voice Grade equivalent channels (SONET OC-48) or up to 129,024 Voice Grade equivalent channels (SONET OC-192). SONET facilities are described in Sections 26 and 34.1 following.

(B) Channel Interfaces

Compatible channel interfaces for Voice Grade, DS1 or DS3 Entrance Facilities are set forth in 6.1.3(A)(1) preceding.

Compatible channel interfaces for SONET Services used as Switched Access entrance facilities are set forth in Section 26. Following.

(C) Transmission Specifications

The transmission specifications for Voice Grade, DS1, DS3, IBT, IDSR, and DSR facilities are set forth in 6.4 following.

ACCESS SERVICE

6. Switched Access Service (Cont'd)6.2 Provision and Description of Switched Access Service (Cont'd)6.2.12 Facilities Management Service(A) General

Facilities Management Service (FMS) is a service option that provides for Telephone Company management of engineering and design of a customer's Switched Access Service network from the customer's designated primary premises location(s) to end offices and/or tandem access switching offices within the same LATA. With FMS, the Telephone Company assumes responsibility for the routing of the customer's dedicated circuits over the Telephone Company's Switched Access Service network in order to maximize network efficiencies and to optimize economic efficiencies.

(B) Definitions

The following definitions are specific to FMS and are in addition to the definitions set forth in Section 2.6 preceding.

DSO Equivalency

The term "DSO Equivalency" denotes a measure of DSO channels, that are the basic building blocks for high capacity digital services. The DSO equivalency for the service levels provided with FMS are as follows.

<u>Service Level</u>	<u>DSO Equivalency</u>
OC12	8,064
OC3	2,106
DS3 High Capacity or STS1	672
DS1 High Capacity	24
Voice Grade Circuit	1

FMS Entrance Facility

The term "FMS Entrance Facility" denotes the transmission facilities between a customer's network interface at its designated primary premises and the associated serving wire center.

Network Interface

The term "Network Interface" denotes the interface point at a customer's designated primary premises where connection is made between the FMS network and the customer's network. FMS network interfaces include electrical DS1, DS3 and STS1 or optical IEF OC3(T) and OC12 interfaces.

ACCESS SERVICE

6. Switched Access Service (Cont'd)6.2 Provision and Description of Switched Access Service (Cont'd)6.2.12 Facilities Management Service (Cont'd)(B) Definitions (Cont'd)Primary Premises

The term "Primary Premises" denotes a location designated by the customer that meets the criteria for one of the following two types, as follows.

Type 1: A location with an entrance facility of a minimum of 672 Switched and/or Special Access in-service DSO equivalent channel terminations and a DS3, STS1, OC3 or OC12 network interface(s), or an Expanded Interconnection multiplexing node with service cross-connected at the DS3 level and an electrical DS3 network interface.

Type 2: A location with an FMS Entrance Facility of a minimum of 144 Switched and/or Special Access in-service DSO equivalent channels provided over DS1 network interface(s), or an Expanded Interconnection multiplexing node with service cross-connected at the DS1 level and a DS1 interface.

(C) Service Description

With FMS, the Direct Trunked Transport element of the Switched Access Services Local Transport rate category is provided to the customer over discrete facilities. Engineering of the service from the FMS entrance facility at the customer's designated primary premises to the end offices and/or tandem access switching offices is done by the Telephone Company over its Switched Access network. The channel routing may not be designated by the customer as it is for most Telephone Company Switched Access Services.

ACCESS SERVICE

6. Switched Access Service (Cont'd)6.2 Provision and Description of Switched Access Service (Cont'd)6.2.12 Facilities Management Service (Cont'd)(C) Service Description (Cont'd)

FMS provides the customer with an alternative to the customer's self-management of its network of standard Switched Access Service channels.

FMS is available in all of the Telephone Company's operating territories and is provided on a LATA-wide basis.

Facilities Management Service is provided on a month-to-month basis or, at the option of the customer, under a three-year term plan or a five-year term plan. The minimum period for FMS when provided on a month-to-month basis is one year.

The minimum billing for individual channels within the FMS network is one month.

ACCESS SERVICE

6. Switched Access Service (Cont'd)6.2 Provision and Description of Switched Access Service (Cont'd)6.2.12 Facilities Management Service (Cont'd)(D) Minimum Service Requirements

The customer must have at least one premises within a LATA that is designated as its primary premises for FMS as defined in (B) preceding.

All Switched Access Services at the customer's designated primary premises must be included in the FMS plan for that LATA. However, a single plan may not include a mix of Type 1 and Type 2 primary premises as defined in (B) preceding.

The minimum requirements for Type 1 or Type 2 Primary Premises are as set forth in (B) preceding.

(E) Terms and Conditions

- (1) In its initial order for FMS, the customer will designate the LATA, type of primary premises and whether FMS will be provided on a month-to-month basis or under a term plan as selected by the customer.
- (2) Only one FMS plan is allowed per LATA. The plan may be provided on a month-to-month basis or under a single term commitment as selected by the customer, but not both.
- (3) When FMS is provided under a term plan of 3 or 5 years, the customer must maintain an annual minimum of ninety percent (90%) of the initial commitment of DSO equivalent services for the preceding twelve months. The Telephone Company will conduct a true up which compares the average number of DSO equivalents actually in service over the preceding twelve months to the annual minimum of ninety percent (90%) of the initial commitment.
- (4) In the event that the annual average number of DSO equivalent services falls below 90% of the commitment level for the plan, the customer has the following options.
 - (a) Buy down the commitment level by paying termination liability on the shortfall between the commitment level and the annual average for the preceding 12 months. Termination liability is as set forth in (G)(3) following. The new commitment level may not be less than the minimum service requirements for FMS as described for Type 1 or Type 2 Primary Premises in (B) preceding; or

ACCESS SERVICE

6. Switched Access Service (Cont'd)6.2 Provision and Description of Switched Access Service (Cont'd)6.2.12 Facilities Management Service (Cont'd)(E) Terms and Conditions (Cont'd)

(4) (Cont'd)

- (b) Retain the original commitment level and pay 12 months of charges for the DSO equivalent shortfall using the customer's average DSO rate based on the previous 12 months billing. The Telephone Company will calculate the shortfall charges as follows.

(Step 1) The Telephone Company will calculate the average number of DSO equivalent channels that were in-service over the preceding twelve months by summing the actual number of DSO equivalent channels for each of the last twelve months and dividing by twelve. The resulting number represents the average DSO equivalent channels per month.

(Step 2) The Telephone Company will calculate the average DSO rate for an equivalent DSO by first summing the total monthly charges associated with each DSO which was in-service over the preceding twelve months and dividing by twelve. The resulting amount is then divided by the average monthly DSO equivalent channels determined in Step 1.

(Step 3) The Telephone Company will determine the shortfall by subtracting the average number of DSO equivalent channels determined in Step 1 from the number of DSO equivalent channels in the original commitment level, and multiplying the difference by the average rate per DSO equivalent determined in Step 2. The resulting amount is the shortfall charge due from the customer. Such charge is not subject to any late payment factor as specified in Section 2.4.1 preceding.

- (c) Apply Time In-Service Credits (TISCs) as set forth in (G)(1) following to offset the shortfall.
- (5) If the FMS term plans in multiple LATAs share a common expiration date and the same type of primary premises, the associated commitment levels will be aggregated into a single total. Fulfillment of the commitment level will be determined as stated in (E)(3) preceding; however, the calculation will be on the aggregate level for all eligible LATAs.

ACCESS SERVICE

6. Switched Access Service (Cont'd)

6.2 Provision and Description of Switched Access Service (Cont'd)

6.2.12 Facilities Management Service (Cont'd)

(E) Terms and Conditions (Cont'd)

- (6) The customer will provide either DS1 or electrical DS3 network interfaces at each primary premises.
- (7) The FMS customer, when ordering Switched Access Services as set forth in 5.2 preceding, must specify the type of service and the primary premises involved.
- (8) The Telephone Company will provide the same service intervals and quality standards for services in an FMS plan as are provided for non-FMS Switched Access Services.
- (9) FMS is not applicable to the following Switched Access, and options:
 - DSR as set forth in Section 34.1 following
 - IDSR as set forth in Section 26.1.1 following
 - IntelliBeam Broadband Transport (IBT) as set forth in Section 26.1.5, except when non-multiplexed and associated with an IntelliBeam Entrance Facility
 - IntelliBeam Shared Single Path (ISSP) as set forth in Section 26.1.6, except when associated with an IntelliBeam Entrance Facility
 - Enterprise SONET Service as set forth in Section 26.1.2
 - Services provided under a Service Discount Plan or a Commitment Discount Plan, except as specified in 7.2.16(E)(13) following
 - Central Office Multiplexing optional features or BSEs
- Service provided under a Shared Billing Arrangement as specified in Section 5.2 preceding, except as specified in (10) following.

(D)

(D)

(D)

(D)

ACCESS SERVICE

6. Switched Access Service (Cont'd)6.2 Provision and Description of Switched Access Service (Cont'd)6.2.12 Facilities Management Service (Cont'd)(E) Terms and Conditions (Cont'd)

- (10) Services provided under FMS may not be included in Shared Billing Arrangements. Therefore potential FMS customers whose network contains Shared Billing Arrangements must choose one of two options prior to subscribing to an FMS plan.

(a) Shared Billing Arrangement Transition Period

Any service already provided under a Shared Billing Arrangement at the time of subscription to FMS must be converted within the first twelve months of the effective date of establishing FMS.

Prior to conversion, such services will not be included in the DSO calculation to determine the customer's FMS Rate Band for billing of Primary Premises channels. However, these services will be billed at the same FMS rates as those applicable to the customer's other services provided under FMS.

The customer must remove the Shared Billing Arrangements prior to the end of the one year transition period. The Telephone Company will notify the customer sixty (60) days prior to the end of the transition period of any Shared Billing Arrangements that remain on the customer's account. Failure to eliminate such arrangements will result in termination of service with termination liability charges being applied.

(b) Virtual Shared Billing Option

At the option of the customer, the Virtual Shared Billing Arrangement Billing Option for Shared Billing Arrangement circuits can be selected. Since FMS pricing is not allowed for Shared Billing Arrangement circuits, this Virtual Shared Billing Arrangement Billing Option can be used to develop separate, virtual facility charges for Shared Billing Arrangement circuits without the customer incurring the expense associated with physically moving these Shared Billing Arrangement circuits onto separate, non-FMS facilities at the point of termination. These virtual charges would represent, as closely as possible, the charges the customer would incur if the Shared Billing Arrangement circuits had been physically move to separate, NON-FMS facilities.

ACCESS SERVICE

6. Switched Access Service (Cont'd)6.2 Provision and Description of Switched Access Service (Cont'd)6.2.12 Facilities Management Service (Cont'd)(E) Terms and Conditions (Cont'd)

(10) (Cont'd)

(b) (Cont'd)

If the customer selects this Virtual Shared Billing Arrangement Billing Option, the Telephone Company will first produce an inventory of Shared Billing Arrangement circuits that are terminating at each of the customer's FMS point of termination locations. Once the number of Shared Billing Arrangement circuits at each FMS point of termination location has been determined, the Telephone Company will develop a count of DS3 channel termination/collocation cross-connects and 3/1 muxes that would be required at each point of termination to serve these Shared Billing Arrangement circuits. The Telephone Company will then price these facilities by using five-year term rates specified in Section 30.6 following for MSA pricing and 31.6.9 following for all other rates. The results of this pricing exercise will be a replication of switched access facility charges that the customer would incur if a separate network were to be established specifically to serve these Shared Billing Arrangement circuits.

The pricing for these virtual Shared Billing Arrangement facilities developed by using the method described above will be billed monthly for a period of one year. Sixty (60) days prior to the end of this billing period, a new inventory will be conducted that will result in new virtual Shared billing Arrangement charges that will be billed through the next year of the customer's FMS term plan. This process will continue until the FMS plan has been terminated, or until/unless the customer physically removes the Shared Billing Arrangement circuits from the FMS facilities.

ACCESS SERVICE

6. Switched Access Service (Cont'd)6.2 Provision and Description of Switched Access Service (Cont'd)6.2.12 Facilities Management Service (Cont'd)(F) Application of Rates

At the customer's option, FMS is provided on a month-to-month basis, under a 3 year term plan or under a 5 year term plan. The rates for FMS include Standard FMS Channels, Office FMS Channel Terminations, FMS Channel Mileage, FMS Multiplexing and a rate per DSO equivalent for Administration. Such rates are subject to change over the term selected by the customer, thereby causing an increase or decrease in the rates applicable to the customer. The rates and charges for any other service or option not provided under the FMS rate plan are subject to the rates and charges for the type of service or option being provided. The FMS rate elements and the manner in which such elements apply are described in 1 through 5 following.

(1) Primary Premises Standard Entrance Facility

The Primary Premises Standard Entrance Facility is a DSO equivalent channel provided over the FMS entrance facilities connecting the customer's primary premises to its serving wire center. At the customer's primary premises, standard entrance facility terminations will be terminated over either an electrical STS1, DS3 or DS1 interface or an IEF OC12 or OC3 optical interface.

The DSO channels provided over a DS3 or higher interface are differentiated as being one of the initial 0 through 672 DSO equivalent channels, for which a flat rate applies, or as being one of the DSO channels over the initial 672, for which a rate for each DSO equivalent channel over 672 DSO equivalent channels applies as specified in Section 30.6 following for MSA pricing and 31.6.9 following for all other rates. For term plan billing, a rate per DSO equivalent channel applies for each DSO channel provided and is further subject to the rate bands specified in Section 30.6 following for MSA Pricing and 31.6.9(B)(1) following for all other rates.

The DSO channels provided over a DS1 interface are differentiated as being one of the initial 0 through 144 DSO equivalent channels, for which a flat rate applies, or as being one of the DSO channels over the initial 144, for which a rate for each DSO equivalent channel over 144 DSO equivalent channels applies as specified in Section 30.6 following for MSA pricing and 31.6.9 following for all other rates.

ACCESS SERVICE

6. Switched Access Service (Cont'd)6.2 Provision and Description of Switched Access Service (Cont'd)6.2.12 Facilities Management Service (Cont'd)(F) Application of Rates (Cont'd)(2) Primary Premises Office Channel Termination

The Primary Premises Office Channel Termination provides for termination of FMS channels to a physical collocation arrangement. At the customer's physical collocation arrangement designated as its primary premises, office channel terminations will be terminated over an electrical DS3 interface or a DS1 interface. (See note below.)

For the DS3 interface, the rates for the primary premises office channel terminations are differentiated as being one of the initial 672 DSO equivalent channels, for which a flat rate applies, or as being one of the DSO channels over the initial 672, for which a rate for each DSO equivalent channel over 672 DSO equivalent channels applies as specified in Section 30.6.9 for MSA pricing and 31.6.9 for all other rates. The rates are further differentiated by the type of billing arrangement (i.e., month-to-month billing or term plan billing).

For the DS1 interface, the rates for the primary premises office channel terminations are differentiated as being one of the initial 144 DSO equivalent channels, for which a flat rate applies, or as being one of the DSO channels over the initial 144, for which a rate for each DSO equivalent channel over 144 DSO equivalent channels applies as specified in Section 30.6.9 for MSA pricing and Section 31.6.9 for all other rates. The rates are further differentiated by the type of billing arrangement (i.e., month-to-month billing or term plan billing).

Note: See Section 28 for further information.

ACCESS SERVICE

6. Switched Access Service (Cont'd)6.2 Provision and Description of Switched Access Service (Cont'd)6.2.12 Facilities Management Service (Cont'd)(F) Application of Rates (Cont'd)(3) Channel Mileage

The FMS Channel Mileage rate element applies as a fixed rate and a rate per mile for each DSO equivalent channel provided as FMS. For DS3 or STS1 FMS channel mileage, the rates are further differentiated as being basic or direct channel mileage. Basic channel mileage applies when the channel interface at the end office or the access tandem switching office has a signal rate that is less than DS3 and the channel interface code at the primary premises is DS3, STS1, OC3 or OC12. Direct channel mileage applies when the channel interface code at the primary premises is DS3, STS1, OC3 or OC12 and the end office or access tandem switching office has a DS3 signal rate.

The mileage is determined by calculating the airline distance between the serving wire center associated with the primary premises and the end office or access tandem. To determine the rate to be billed, first compute the mileage using the method described in 6.7.11 following and apply the rates shown in Section 30.6 following for MSA pricing and 31.6.9 following for all other rates.

(4) FMS Multiplexing

FMS multiplexing applies for each DSO equivalent channel provided as FMS. The rate for FMS multiplexing is differentiated by the level of multiplexing performed (i.e., DS3/STS1 to DS1 or DS1 to DSO). DS3/STS1 to DS1 multiplexing is applicable to all DSO equivalent channels that terminate to a Primary Premises and meet Type 1 criteria as described in Section (B) preceding.

(5) Administration Fee

An administration fee applies for network administration performed by the Telephone Company. The fee applies for each DSO equivalent channel provided as FMS.

ACCESS SERVICE

6. Switched Access Service (Cont'd)6.2 Provision and Description of Switched Access Service (Cont'd)6.2.12 Facilities Management Service (Cont'd)(G) FMS Term Plans

When FMS is provided under a term plan, the customer must select a commitment period of either 3 or 5 years. FMS term plans are available in all states. For new installations, the FMS term plan shall be effective with the first bill following the establishment of FMS. When converting service from a Service Discount Plan to an FMS term plan, no termination liability charges will apply to the Service Discount Plan being discontinued. Additionally, if twenty-four months or more are remaining in the Service Discount Plan being discontinued, the portion of the commitment period already elapsed shall be applied to the FMS term plan on a Time-In Service Credit basis as specified in (1) following.

(1) Time In-Service Credit (TISC)

TISCs are granted on a per DSO equivalent basis for each Switched Access Service converted from a Service Discount Plan to an FMS term plan when the plan being converted has at least twenty-four months remaining in the commitment period. TISCs are granted as follows.

- One TISC is given for each month or major fraction thereof that the service involved was provided under a Service Discount Plan. The maximum number of TISCs granted for a DSO equivalent channel may not exceed sixty (60), i.e., sixty months of credit, for time in-service. For example, at the time of conversion to FMS, a DS3 level Switched Access Service under a Service Discount Plan that has been in-service for the past 30 months with 480 of the 672 available channels provisioned will be granted 14,400 TISCs (480 DSO equivalents x 30 months in-service).
- One TISC can be used to offset, or buy down, 1 month of termination liability on a per DSO equivalent basis.
- Twelve (12) TISCs can be used to offset one FMS channel service below the minimum commitment level for a year as described in (E)(4)(c) preceding.

ACCESS SERVICE

6. Switched Access Service (Cont'd)6.2 Provision and Description of Switched Access Service (Cont'd)6.2.12 Facilities Management Service (Cont'd)(G) FMS Term Plans (Cont'd)(2) Renewal, Discontinuance or Conversion of an FMS Term Plan

The customer must provide the Telephone Company with at least three months' written notice prior to expiration of the commitment period of its desire to renew, discontinue or convert its FMS Term Plan.

(a) Renewal of the FMS Term Plan

At the customer's option, the expiring FMS term plan may be renewed for either a 3-year term or a 5-year term. The commitment level of the renewed plan will be equal to the number of DS0 equivalent services, which are actually in-service as of the date of renewal.

(b) Discontinuance of an FMS Term Plan

When the customer notifies the Telephone Company of its desire to discontinue its FMS term plan upon expiration of the commitment period, the Telephone Company will, upon request, assist the customer in designing a dedicated Switched Access Service network which supports the customer's traffic requirements.

In the event that the customer wishes to discontinue FMS and establish a new network arrangement, nonrecurring charges will not apply to convert the in-service channels to a new network arrangement. Nonrecurring charges will apply for the installation of any additional channels or optional features being established with the new network arrangement.

ACCESS SERVICE

6. Switched Access Service (Cont'd)6.2 Provision and Description of Switched Access Service (Cont'd)6.2.12 Facilities Management Service (Cont'd)(G) FMS Term Plans (Cont'd)(2) Renewal, Discontinuance or Conversion of an FMS Term Plan

(c) Conversion of an FMS Term Plan

When the customer notifies the Telephone Company of its desire to convert its FMS Services to standard Switched Access Services, FMS rates will continue to apply after expiration of the FMS term plan until such time as the conversion is complete or for a period not to exceed six months, whichever occurs first. Such FMS rates will apply only to the services not yet converted, through the date of conversion or six months, as applicable.

In the event that the Telephone Company does not receive written notification from the customer of its desire to renew, discontinue or convert its FMS Term Plan, the expiring FMS Term Plan will be renewed upon expiration of the plan. The commitment level of the renewed plan will be equal to the number of DSO equivalent services that are actually in service as of the date of renewal. The renewed plan will also have a commitment period equal to that of the expiring plan and the plan will be considered new. The renewed plan will be effective no later than the second bill period following the date of renewal. Billing based on the expiring plan and the expiring commitment level will continue until the renewed plan is in effect. If, within the first 60 days of the date of renewal, the customer elects to cancel the renewed plan, discontinue the FMS Term Plan or convert its FMS services to standard Switched Access Services, termination liability will not apply to make such a change.

ACCESS SERVICE

6. Switched Access Service (Cont'd)6.2 Provision and Description of Switched Access Service (Cont'd)6.2.12 Facilities Management Service (Cont'd)(G) FMS Term Plans (Cont'd)(3) Termination Liability

(a) When Termination Liability Does Not Apply

Termination Liability does not apply when FMS is disconnected for the following reasons.

- (i) Cancellation of an FMS term plan within thirty (30) days of the effective date of a Telephone Company initiated rate increase that is greater than eight percent on any rate applicable to FMS.
- (ii) Cancellation or conversion of an FMS term plan within the first sixty (60) days following renewal of the plan under (G)(2)(c) preceding.
- (iii) Conversion of an FMS term plan to an FMS term plan with a longer commitment period. The replacing FMS term plan will be subject to termination liability as specified in (b) following.
- (iv) Conversion of an FMS term plan to a Service Discount Plan provided that the following conditions are met.
 - FMS has been in-service for a minimum of twelve months; and
 - the quantity of DSO equivalent channel terminations in the new plan is equal to, or greater than, ninety percent (90%) of the existing FMS primary premises channel terminations or 90% of the original commitment level of FMS primary premises channel terminations, whichever is greater; and
 - the commitment period for the new Service Discount Plan is equal to, or greater than, the time remaining in the FMS term plan being converted.

ACCESS SERVICE

6. Switched Access Service (Cont'd)6.2 Provision and Description of Switched Access Service (Cont'd)6.2.12 Facilities Management Service (Cont'd)(G) FMS Term Plans (Cont'd)(3) Termination Liability (Cont'd)

(b) When Termination Liability Applies

Termination Liability applies when FMS is discontinued prior to the end of the selected commitment period, except as set forth in (a) preceding. The termination liability charge is computed as follows.

- (i) If FMS is discontinued within the first year of the selected commitment period, the termination liability charge is 100% of the total FMS monthly charges for each month and fraction thereof remaining in the twelve month minimum service period, plus 20% of the total monthly charges for each month and fraction thereof beginning the month following the minimum service period for the balance of the commitment period for the plan.
- (ii) If service is discontinued, or the customer wishes to buy down the commitment level as described in (E)(4)(a) preceding after the minimum service period has been satisfied but prior to the end of the selected commitment period, the termination liability charge is an amount equal to 20% of the total monthly charges for each month and fraction for the balance of the commitment period for the plan.
- (iii) When calculating the termination liability charge, the total monthly charges to be used will be the total monthly charges billable as of the date of discontinuance.

6.2.13 [Reserved for Future Use]

ACCESS SERVICE

6. Switched Access Service (Cont'd)6.2 Provision and Description of Switched Access Service (Cont'd)6.2.14 IntelliBeam Optical Transport Service#

(A) General

IntelliBeam Optical Transport Service (IOTS) provides managed optical transport of multiple protocols which are transmitted over a single fiber optic pair. IOTS is configured in a diversely routed ring architecture or topology. The ring architecture allows for point-to-point optical services of varying wavelengths to be multiplexed on or off of the ring.

IOTS allows for the native transmission of multiple high-speed protocols of various wavelengths over a single customized network. The wavelengths are arranged in a channelized format such that the protocol transmitted over each channel is independent of every other channel on the IOTS ring. The customer must specify, by channel, the interface that defines the transmission speed and protocol being transmitted over the associated wavelength.

(B) Terms and Conditions

IOTS provides connectivity to multiple customer designated locations (nodes). However, an IOTS ring must have a minimum of three nodes at different locations or two nodes at different locations with a network optimization mid-span amplifier. At least one of the devices (node or amplifier) must be located in a Company Central Office (CO) and one must be located at a customer's designated premises.

The IOTS ring is comprised of nodes, ring mileage, network optimization (amplification) and optical transport channels. These elements are described in (C) following and are provided at the rates set forth in Section 31.6.11 following.

Effective February 15, 2007, orders for new IOTS rings (including both partial and full rings) are no longer permitted. The Telephone Company will continue to provide IOTS pursuant to this Section 6.2.14 on any existing IOTS that is in-service as of February 15, 2007, or any order for IOTS that is placed with the Telephone Company prior to February 14, 2007 (collectively, Existing IOTS), subject to the following conditions:

- a. For any Existing IOTS that is currently subscribed to a term plan (i.e., commitment periods of 3-, 5-, and 7-years), the Telephone Company will continue to provide the Existing IOTS for an additional six (6) months beyond the expiration date of the customer's current commitment period, or until the customer discontinues service, whichever comes first. Subject to availability of facilities and equipment, certain moves, additions and/or changes to the Existing IOTS are permitted provided that such moves, additions and/or changes do not require a new commitment period or an extension to an existing commitment period.
- b. For any Existing IOTS whose term plan expired prior to February 15, 2007, but the Existing IOTS continued on a month-to-month basis at prevailing rates, the Telephone Company will continue to provide the Existing IOTS until August 16, 2007, or until customer discontinues service, whichever comes first. Moves, additions, and/or changes are not permitted.

ACCESS SERVICE

6. Switched Access Service (Cont'd)6.2 Provision and Description of Switched Access Service (Cont'd)6.2.14 IntelliBeam Optical Transport Service# (Cont'd)(B) Terms and Conditions (Cont'd)

The customer will be billed additional charges for any charges levied the Telephone Company for space and power required to place nodes on the Company's side of the network interface.

Connection of DSR to an IOTS ring is provided over an equal speed, unprotected optical transport channel (e.g. a 155.52 Mbps unprotected channel would connect to an OC3 DSR node). Each node on the DSR ring must be located at the same customer designated premises or in the same Telephone Company wire center as its corresponding IOTS node.

(D)

Connection of IntelliBeam Broadband Transport (IBT) to an IOTS ring is provided over an equal speed, OC3 or OC12 protected optical transport channel as described in 7.2.19(C)(4) following.

An IOTS ring may also be connected to a Telephone Company provided dedicated SONET ring or Telephone Company provided point-to-point SONET service, provided that such connections are technically and operationally feasible, as determined by the Telephone Company.

The customer is responsible to ensure that its equipment meets any applicable technical requirements or limitations for the protocol being transmitted over the optical transport channels.

The Telephone Company is responsible for the overall design and configuration of the IOTS ring. Construction of the ring will not begin until such design and configuration are mutually agreeable to both the customer and the Telephone Company.

Credit for service interruption of IOTS is set forth in Section 2.8.1.1(B) preceding.

The technical specifications for IOTS are delineated in Technical Publications GR-2918-CORE, Issue 4, GR-2979-CORE, Issue 3, GR-1312-CORE, Issue 3, ITU-T G.959.1 and ITU-T G.692. Technical specifications for the underlying protocols transmitted over the IOTS ring are specified in (C)(4) following.

Service availability limited. Refer to # footnote on Page 6-139.

ACCESS SERVICE

6. Switched Access Service (Cont'd)6.2 Provision and Description of Switched Access Service (Cont'd)6.2.14 IntelliBeam Optical Transport Service# (Cont'd)(C) Service Components

- (1) Nodes are DWDM devices located at customer designated premises or Telephone Company wire centers from which optical transport channels are multiplexed on or off of the IOTS ring. The type of node that is deployed at each location is determined by the number of optical transport channels that will be multiplexed on or off of the IOTS ring at that location.

4 Channel Node

Placement of a 4 channel node at a location enables up to 4 protected optical transport channels to be deployed. Each protected optical channel may be replaced by two unprotected optical channels up to a maximum of 8 possible channels on the node. A 4 channel node may be utilized as the primary node at a location or as an expansion node to expand the capacity of a 16 channel primary node. 4 channel nodes are subject to the availability of suitable facilities and equipment to provide such device. No more than one 4 channel node will be provided at a location.

16 Channel Node

Placement of a 16 channel primary node at a location enables up to 16 protected optical transport channels to be deployed. Each protected optical channel may be replaced by two unprotected optical channels up to a maximum of 32 possible channels on the primary node.

The capacity of a 16 channel node may be increased through the addition of an expansion node at the same location. A 4 channel expansion node enables up to 20 protected optical transport channels (i.e., 16 on the primary node and 4 on the expansion node) to be deployed at a single location. Each protected optical channel may be replaced by two unprotected optical channels up to a maximum of 40 possible channels at that location. A 16-channel expansion node enables up to 32 protected optical transport channels (i.e., 16 on the primary node and 16 on the expansion node) to be deployed at a single location. Each protected optical channel may be replaced by two unprotected optical channels up to a maximum of 64 possible channels at that location.

The maximum number of optical transport channels that can be deployed at a single location is dependent upon the specific configuration of the IOTS ring and the type of optical transport channels being deployed from that location.

Service availability limited. Refer to # footnote on Page 6-139.

ACCESS SERVICE

6. Switched Access Service (Cont'd)6.2 Provision and Description of Switched Access Service (Cont'd)6.2.14 IntelliBeam Optical Transport Service# (Cont'd)(C) Service Components (Cont'd)

- (2) IOTS Ring Mileage is the total of airline distances between devices (nodes and amplifiers) rounded up to the nearest mile. The mileage rate is based on total ring capacity and not on individual services between devices. For example, the mileage charge for a five device ring with two mid-span amplifiers and a distance of 4.3 miles between each device (21.5 total miles) would be calculated by multiplying the mileage rate in Section 30.7.21 following for MSA pricing by 22 miles. The mileage between devices (e.g., an initial node and an expansion node or an At-Node amplifier, as applicable) located at the same customer designated premises or Telephone Company wire center is zero. This mileage calculation applies regardless of the number of services on the ring.
- (3) Network Optimization provides for amplification of the signal to ensure acceptable optical levels. When required, amplification is performed at the node (primary node or expansion node) or in a Telephone Company wire center when mid-span amplification of the signal is required between nodes. Node amplification occurs in one or two directions (East to West and/or West to East). Amplification in two directions requires the use of two at-node amplifiers. Mid-span amplification occurs simultaneously in both directions (East to West and West to East). The Telephone Company shall have sole responsibility in determining when amplification is required and the quantity and type of amplification necessary to maintain acceptable optical levels.

Service availability limited. Refer to # footnote on Page 6-139.

ACCESS SERVICE

6. Switched Access Service (Cont'd)6.2 Provision and Description of Switched Access Service (Cont'd)6.2.14 IntelliBeam Optical Transport Service# (Cont'd)(C) Service Components (Cont'd)

- (4) Optical transport channels allow for optical services to be multiplexed on to or off of the IOTS ring at locations equipped with an IOTS node. An optical interface at the node allows for connection of the applicable protocol to the customer's equipment. Optical transport channels are provided on a point-to-point basis and are available on a protected or unprotected basis depending on the protocol being transmitted and the level of redundancy required for the optical channel. Some protocols have facility distance limitations and may affect the design or availability of the IOTS ring or its optical transport channels.

A protected optical channel allows for a single signal from the customer to be duplicated and sent over separate diverse routes (working and protect) within the IOTS network. Protected optical transport channels are provided in Section 7.2.19(4) following.

An unprotected optical channel provides minimum protection of the signal from the customer. End-to-end protection is provided by the protection inherent in the connecting service provided by the Telephone Company (e.g., DSR), as applicable.

The Telephone Company will transmit the following protocols over IOTS optical transport channels.

Unprotected SONET OC3 – for transmission of 155.52 Mbps synchronous optical data transmission.

Unprotected SONET OC12 – for transmission of 622.08 Mbps synchronous optical data transmission.

Unprotected SONET OC48 – for transmission of 2.488 Gbps synchronous optical data transmission.

Unprotected SONET OC192 – for transmission of 9.953 Gbps synchronous optical data transmission.

The technical specifications for SONET protocols are delineated in technical publication GR-253-CORE, Issue 3.

Service availability limited. Refer to # footnote on Page 6-139.

ACCESS SERVICE

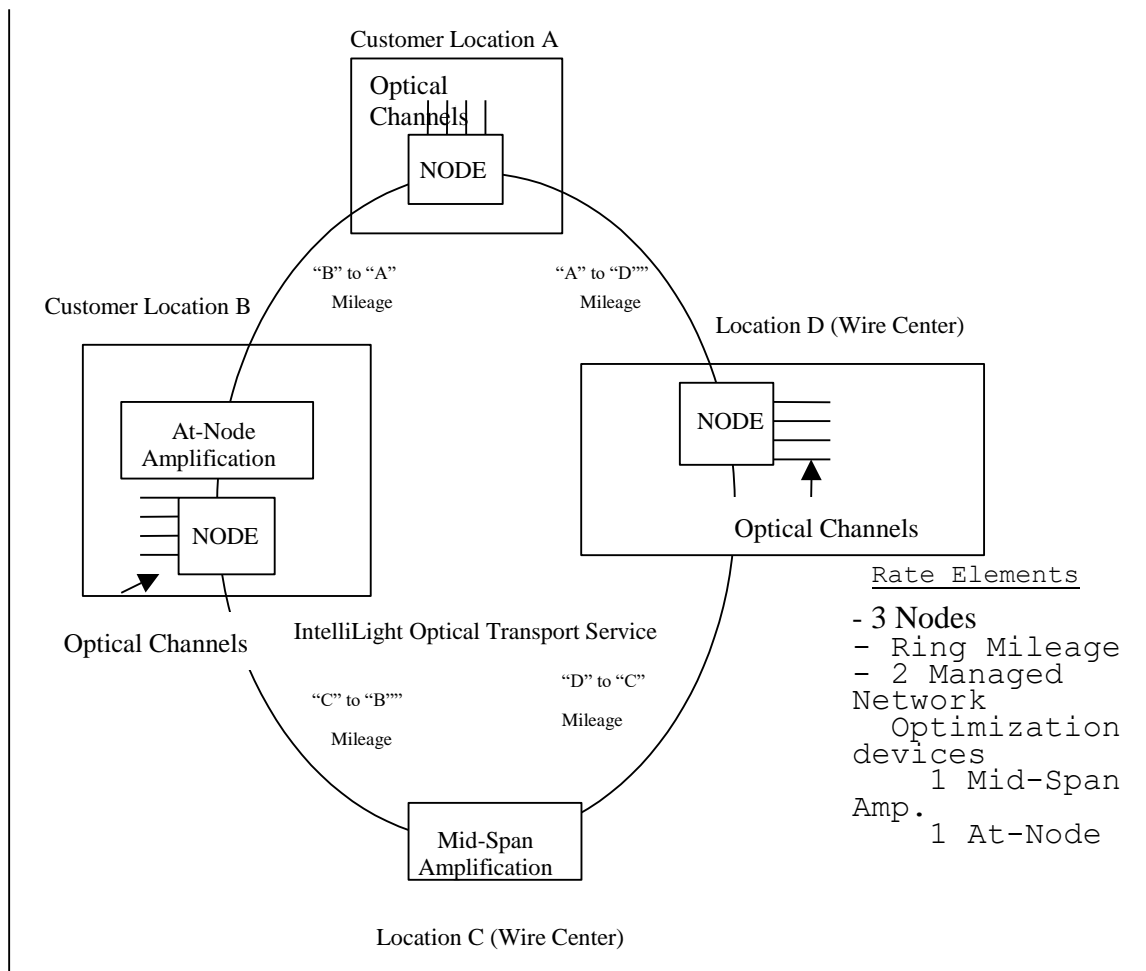
6. Switched Access Service (Cont'd)

6.8 Rate Regulations (Cont'd)

6.2.14 IntelliBeam Optical Transport Service# (Cont'd)

(C) Service Components (Cont'd)

(5) An example of an IntelliBeam Optical Transport Service Ring is diagrammed below:



Service availability limited. Refer to # footnote on Page 6-139.

ACCESS SERVICE

6. Switched Access Service (Cont'd)6.2 Provision and Description of Switched Access Service (Cont'd)6.2.14 IntelliBeam Optical Transport Service# (Cont'd)(D) Application of Rates and Charges

- (1) IOTS is available for 3, 5 and 7 year commitment periods for the nodes, ring mileage, network optimization at-node amplification (subject to (D)(8) following), network optimization mid-span amplification and optical transport channels.
- (2) Nodes, network optimization mid-span amplification and SONET optical transport channels added subsequent to the initial installation may be coterminous to the expiration date of the IOTS at the rates and charges specified for the term plan on the existing IOTS or may require an extension to the existing plan as follows. If the addition is prior to the 21st month for an existing 3-year plan, prior to the 36th month for an existing 5-year plan, or prior to the 50th month for an existing 7-year plan, the addition will be coterminous to the expiration date of the IOTS. If the addition is after the aforementioned periods, the customer must extend the commitment period of its existing plan for an additional one-year for a 3-year plan, an additional 2-years for a 5-year plan, or an additional 3-years for a 7-year plan. IBT and DSR services associated with IOTS are subject to the termination liability. Termination liability for IBT is described in Section 26.1.5 following. Termination liability for DSR is set forth in Section 34.1 following.
- (3) Effective August 16, 2005, separate rates and charges for network optimization at-node amplification apply subject to (D)(8) following.
- (4) Data optical transport channels added subsequent to the initial installation will be coterminous to the expiration date of the IOTS at the rates and charges specified for the term plan on the existing IOTS. These channels are subject to a minimum service period of three months. Data optical transport channels are available in Section 7.2.19 following.
- (5) The addition of SONET and/or Data optical transport channels subsequent to the initial installation of service may also require the addition of an expansion node(s) and/or network optimization device(s) to accommodate the increase in channels. The addition of an expansion node or network optimization is subject to the conditions set forth above.

Service availability limited. Refer to # footnote on Page 6-139.

ACCESS SERVICE

6. Switched Access Service (Cont'd)6.2 Provision and Description of Switched Access Service (Cont'd)6.2.14 IntelliBeam Optical Transport Service# (Cont'd)(D) Application of Rates and Charges (Cont'd)

- (6) Monthly recurring rates apply for the nodes, ring mileage, network optimization mid-span amplification, network optimization at-node amplification subject to (D)(8) following, and optical transport channels. The monthly rate for an optical transport channel applies for the entire point-to-point connection. Once a term period expires, the prevailing rates of the current plan will continue at Category I or Category II rates, as determined in (D)(8) following, until the customer service or requests a new term plan.
- (7) Nonrecurring charges for IOTS apply for the initial installation of service and for any subsequent node, network optimization mid-span amplification or optical transport channel that is added at any time after the initial installation of service. A nonrecurring charge also applies to upgrade a 4 channel primary node to a 16 channel primary node or a 4 channel expansion node to a 16 channel expansion node.
- (8) Rates and charges for IOTS nodes, ring mileage, network optimization at-node amplification, network optimization mid-span amplification and optical transport channels which are in-service as of, or ordered prior to, August 16, 2005 are subject to Category I rates, unless the customer has converted to Category II rates under (c) following.

Rates and charges for IOTS nodes, ring mileage, network optimization mid-span amplification, and optical transport channels which are ordered on or after August 16, 2005 are subject to Category II rates. Category II rates also apply to IOTS which are converted from Category I under (c) following.

- (a) Category I rates are grandfathered as of August 16, 2005 and apply to each of the following (i) IOTS that is in-service as of, or ordered prior to, August 16, 2005 under this Section 6.2.14 or under Section 7.2.19 following, or (ii) each IOTS subscribed under Contract Tariff Option 4, 5, 6, 11, or 14 as set forth in Section 32 following, which is in effect as of August 16, 2005; unless in each case above, the customer elects to convert IOTS billing to Category II rates in accordance with (D)(8)(c) following. Category I rates are subject to separate rates and charges for network optimization at-node amplification.

Service availability limited. Refer to # footnote on Page 6-139.

ACCESS SERVICE

6. Switched Access Service (Cont'd)6.2 Provision and Description of Switched Access Service (Cont'd)6.2.14 IntelliBeam Optical Transport Service# (Cont'd)(D) Application of Rates and Charges (Cont'd)

(8) (Cont'd)

- (b) Category II rates apply to each IOTS which is ordered on or after August 16, 2005 under this Section 6.2.14 or under Section 7.2.19 following. Category II rates also apply to nodes, network optimization, mileage, and optical transport channels which are ordered on or after August 16, 2005 as an addition to an existing IOTS, regardless of whether or not such existing IOTS is subject to Category I or Category II rates. When the Telephone Company's network design for such addition to an existing IOTS requires that a network optimization at-node amplifier be added to an existing node that is billed at Category I rates, the billing for such node will be converted to the Category II node rate element, which node rate element includes amplification at the node.

Notwithstanding anything to the contrary in any applicable Contract Tariff Options, any reduction or discount to Special Access rates under Contract Tariff Options 4, 5, 6, 11 or 14 of Section 32 following will not be applied to Category II rates.

Category II rates also apply to IOTS that are converted from Category I rates to Category II rates in accordance with (c) following. Category II rates do not include separate rates and charges for network optimization at-node amplification which is provided as part of the node rate element on or after August 16, 2005.

- (c) A customer subject to Category I rates under (a) preceding may convert to Category II rates subject to the following:
- (1) The customer must submit an access order for the conversion to Category II rates.
 - (2) Separate rates and charges applicable to network optimization at-node amplification under Category I rates shall cease coincident with the date that billing at Category II rates commences.
 - (3) A new commitment period commences with the conversion from Category I rates to Category II rates. The customer must select a new commitment period from those offered under (d)(1) preceding. The new commitment period must be equal to, or longer than, the original commitment period for the IOTS that was subject to the Category I rates. For example, an IOTS under a 5-year commitment period at Category I rates may only convert to a new 5-year commitment period or a new 7-year commitment period upon conversion to Category II rates.

Service availability limited. Refer to # footnote on Page 6-139.

ACCESS SERVICE

6. Switched Access Service (Cont'd)6.2 Provision and Description of Switched Access Service (Cont'd)6.2.14 IntelliBeam Optical Transport Service# (Cont'd)(D) Application of Rates and Charges (Cont'd)

(8) (Cont'd)

(c) (Cont'd)

(4) There can be no physical work activity (e.g., moves, additions, changes) associated with the orders for conversion to Category II rates. Upon conversion, all terms and conditions of this tariff shall apply to the converted IOTS service, including any applicable termination liability and minimum period obligations.

(5) When the conversion is ordered between the period beginning August 16, 2005 and ending November 16, 2005, the conversion will not be subject to minimum period and/or termination liability as they may otherwise apply for early termination of the Category I term plan, provided that the conditions set forth in (1) through (4) preceding are met.

Conversion from Category I rates to Category II rates that is ordered after November 16, 2005 is subject to all minimum period and/or termination liability as they apply for early termination of the Category I term plan. Additionally, conversion to Category II rates ordered after November 16, 2005 is subject to the requirements set forth in (1) through (4) preceding.

(9) A change in the type (e.g., Fibre Channel to FICON) or optical carrier rate (e.g., OC3 to OC12) of an optical transport channel is treated as a discontinuance of the existing channel and an installation of a new optical transport channel. Optical transport channels ordered on or after August 16, 2005 are provided at Category II rates.

(10) When an optical transport channel is ordered to connect with DSR, the optical channel will be billed to the DSR customer.

(11) When an optical transport channel is ordered to connect to a Telephone Company provided dedicated SONET ring, the optical channel will be billed to the dedicated SONET ring customer.

Service availability limited. Refer to # footnote on Page 6-139.

ACCESS SERVICE

6. Switched Access Service (Cont'd)6.2 Provision and Description of Switched Access Service (Cont'd)6.2.14 IntelliBeam Optical Transport Service# (Cont'd)(E) Termination Liability

- (1) Termination liability applies to IOTS and is charged per rate element on all nodes, network optimization and SONET optical transport channels. Termination liability for DSR or IBT associated with IOTS is specified in Sections 34.1 and 26.1.5, following, respectively. Data optical transport channels as set forth in Section 7.2.19 following are not subject to termination liability, however, such channels are subject to a minimum service period of three-months.
- (2) IOTS may be canceled without termination liability when cancellation of the IOTS occurs within thirty (30) days of the effective date of a Telephone Company initiated rate increase of eight percent (8%) or more on any rate applicable to IOTS service.
- (3) Termination liability will not apply (1) if a customer changes its term plan to a longer commitment period; (2) if a 4 channel primary node is upgraded to a 16 channel primary node; (3) if a 4 channel expansion node is upgraded to a 16 channel expansion node; or (4) if a term plan subject to Category I rates is converted to a new term plan subject to Category II rates, when such conversion satisfies the conditions of (D)(8)(c) preceding and is ordered on or before November 16, 2005.
- (4) Termination liability will apply when the conditions above are not met and the customer service prior to expiration of the plan period. If the cancellation occurs within the first two years of a term plan, termination liability is equal to 100 percent of the monthly charges for the unexpired portion of the first two years, and 25 percent of the monthly charges for the remainder of the plan. If the customer after the first two years of service, then termination liability is equal to 25 percent of the monthly charges for the remaining life of the term.

Service availability limited. Refer to # footnote on Page 6-139.

ACCESS SERVICE

6. Switched Access Service (Cont'd)6.2 Provision and Description of Switched Access Service (Cont'd)6.2.14 IntelliBeam Optical Transport Service# (Cont'd)(E) Termination Liability (Cont'd)

- (5) For IntelliBeam Optical Transport Service with a commitment period which was extended under (I) following, termination liability is calculated as the difference between the monthly rates for the highest Term Pricing Plan commitment period that could have been satisfied prior to disconnection of the service or cancellation of the plan and the monthly rates already paid for the expired commitment period and the extended commitment period for the period of time the service was in effect.

(F) Conversions

- (1) Customers who wish to move or convert existing Switched Access DSR or High Capacity Switched Access entrance facilities to IOTS may do so without conversion charges (termination liability and installation charges) as long as the total capacity of Switched Access entrance facilities or DSR purchased by the customer does not decrease.
- (2) Customers who wish to convert existing IOTS under a term plan with Category I rates to a new term plan with Category II rates may do so without conversion charges (minimum period obligations, termination liability and installation charges) as long as the requirements set forth in (D)(8)(c) preceding are met and is ordered on or before November 16, 2005.

(G) Deployment and Availability

Since IOTS is a dedicated high capacity customized network, it is deployed upon customer request. Where suitable facilities are not generally available, rates and charges as set forth in the Special Construction in Section 20, may apply.

IOTS is available based on negotiated intervals as described in 5.2.1(B) preceding.

(H) Shared Use

The regulations applicable to the shared use of IOTS are set forth in Section 5.2.7 preceding. Special Access IOTS is described in Section 7.2.19 following.

Service availability limited. Refer to # footnote on Page 6-139.

ACCESS SERVICE

6. Switched Access Service (Cont'd)6.2 Provision and Description of Switched Access Service (Cont'd)6.2.14 IntelliBeam Optical Transport Service# (Cont'd)(I) Extension of a Commitment Period

- (1) The customer has the option, within sixty (60) days prior to the expiration date for its commitment period, to extend its expiring Term Pricing Plan to a plan with a longer commitment period, for which time-in-service credit will be allowed for the expiring plan. The commitment period selected for the extended plan must be longer than the commitment period of the expiring plan as follows:
 - An expiring 3-Year Term may be extended to either a 5-Year or 7-Year Term Plan.
 - An expiring 5-Year Term may be extended to a 7-Year Term Plan.
- (2) Time-in-service credit on the expiring plan will be granted and applied towards the new extended plan. For example, an expiring 3-Year term plan will allow for 3 years of time-in-service credit towards the extended plan.
- (3) A Category I term plan that is converted under (D)(8)(c) preceding to a Category II term plan is not eligible for time-in-service credit on the Category II term plan.
- (4) The rate for the longer commitment period will apply effective with the first bill day following expiration of the commitment period for the existing plan and continue through the remainder of the commitment period associated with the extended plan. No adjustment for the increased discount associated with the extended plan will be made to the monthly rates already billed on the expiring plan.
- (5) The customer may also extend the commitment period in order to install additional nodes, network optimization devices or SONET optical channels as described in (D) preceding.
- (6) Extension of a term pricing plan subject to Category I rates will be extended at Category I rates. However, nodes, network optimization (mid-span and/or at-node amplification), ring mileage and optical transport channels added during the period of extension are subject to Category II rates unless otherwise specified.
- (7) Extension of a term pricing plan under Category II rates will be extended at Category II rates.

Service availability limited. Refer to # footnote on Page 6-139.

ACCESS SERVICE

6. Switched Access Service (Cont'd)

6.2 Provision and Description of Switched Access Service (Cont'd)

6.2.14 IntelliBeam Optical Transport Service# (Cont'd)

(J) Channel Interface Codes

The following channel interface codes are used for IOTS ring:

CI
02FCF.4

The following channel interface codes are used for channels using wavelengths on the IOTS ring:

CI
02FCF.15 (SONET OC3)
02FCF.62 (SONET OC12)
02FCF.25 (SONET OC48)

Service availability limited. Refer to # footnote on Page 6-139.

ACCESS SERVICE

6. Switched Access Service (Cont'd)6.3 Local Switching Optional Features and Basic Service Elements (BSEs)

Following are descriptions of the various optional features and BSEs that are available in lieu of, or in addition to, the standard features provided with the Switched Access Service Arrangements. They are provided as either Common Switching, Transport Termination or WATS Access Line Service Termination options.

6.3.1 Common Switching(A) Call Denial on Line or Hunt Group

This option allows for the screening of terminating calls within the LATA, and for the completion only of calls to 411, 611, 911, 800, 555-1212, and a Telephone Company specified set of NXXs within the Telephone Company local exchange calling area of the dial tone office in which the arrangement is provided. All other "toll" calls are routed to a reorder tone or recorded announcement. This feature is provided in all Telephone Company electronic end offices and, where available, in electromechanical end offices. It is available as a nonchargeable option with Feature Group A or CSL BSA.

(B) Service Code Denial on Line or Hunt Group

This option allows for the screening of terminating calls within the LATA, and for disallowing completion of calls to 0-, 555 and N11 (e.g., 411, 611, and 911). This feature is provided where available in all Telephone Company electronic end offices and electromechanical end offices. It is available as a nonchargeable option with Feature Group A or CSL BSA.

ACCESS SERVICE

6. Switched Access Service (Cont'd)6.3 Local Switching Optional Features and Basic Service Elements (BSEs) (Cont'd)6.3.1 Common Switching (Cont'd)(C) Hunt Group Arrangement

This option, which is also offered as a BSE with CSL BSA, provides the ability to sequentially access one of two or more line side connections in the originating direction, when the access code of the line group is dialed. This feature is provided in all Telephone Company end offices. FGA or CSL BSA Services with different methods of providing off-hook supervisory signaling (i.e., provided by the customer's equipment vs. forwarded by the customer's equipment when the called party answers) cannot be mixed in the same hunt group arrangement. All lines in the hunt group must be provided in the same manner (i.e., all FGA or all CSL BSA). It is available as a nonchargeable option with Feature Group A or as a chargeable BSE with CSL BSA.

Additionally, FGA or CSL BSA Services provided by multiple customers to the same end user may not be combined in a single hunt group unless the Local Transport Facility mileage distance is the same for each customer [i.e., the distance between each customer's serving wire center and the first point of switching (dial tone office) to which the FGA or CSL BSA Services are ordered is the same].

(D) Uniform Call Distribution Arrangement

This option, which is also offered as a BSE with CSL BSA, provides a type of multiline hunting arrangement which provides for an even distribution of calls among the available lines in a hunt group. Where available, this feature is provided in Telephone Company electronic end offices only. All lines in the multiline hunting arrangement must be provided in the same manner (i.e., all FGA or all CSL BSA). It is available as a nonchargeable option with Feature Group A or as a chargeable BSE with CSL BSA.

ACCESS SERVICE

6. Switched Access Service (Cont'd)6.3 Local Switching Optional Features and Basic Service Elements (BSEs) (Cont'd)6.3.1 Common Switching (Cont'd)(E) Nonhunting Number for Use with Hunt Group or Uniform Call Distribution Arrangement

This option, provides an arrangement for an individual line within a multiline hunt or uniform call distribution group that provides access to that line within the hunt or uniform call distribution group when it is idle or provides busy tone when it is busy, when the nonhunting number is dialed. Where available, this feature is provided in Telephone Company electronic end offices only. It is available as a nonchargeable option with Feature Group A or CSL BSA.

(F) Automatic Number Identification (ANI)

Except when Prepaid Calling Service Access is provided, this option, which is also offered as a BSE with CST BSA - Option 3, provides the automatic transmission of a seven or ten digit number and information digits to the customer's premises, multiplexing node or virtual collocation arrangement for calls originating in the LATA, to identify the calling station. When Prepaid Calling Service Access is provided, this option, which is also offered as a BSE with CST BSA - Option 3, provides the automatic transmission of a seven or ten digit number and information digits to the customer's premises, multiplexing node or virtual collocation arrangement for calls originating in the LATA, to identify the call as a Prepaid Calling Service card call. The ANI feature is an end office software function which is associated on a call-by-call basis with (1) all individual transmission paths in a trunk group routed directly between either an end office or an access tandem and a customer's premises, multiplexing node or virtual collocation arrangement, or, where technically feasible, with (2) all individual transmission paths in a trunk group between an end office and an access tandem.

ACCESS SERVICE

6. Switched Access Service (Cont'd)6.3 Local Switching Optional Features and Basic Service Elements (BSEs) (Cont'd)6.3.1 Common Switching (Cont'd)(F) Automatic Number Identification (ANI) (Cont'd)

The seven digit ANI telephone number is available with Features Group B and C. With these Feature Groups, technical limitations may exist in Telephone Company switching facilities which require ANI to be provided only on a directly trunked basis. ANI will be transmitted on all calls except those originating from multiparty lines, Public Telephone Service lines using Feature Group B, or when an ANI failure has occurred.

The ten digit ANI telephone number is only available with Feature Group D or CST BSA - Option 3 provided with multifrequency address signaling. The ten digit ANI telephone number consists of the Numbering Plan Area (NPA) plus the seven digit ANI telephone number.

ACCESS SERVICE

6. Switched Access Service (Cont'd)6.3 Local Switching Optional Features and Basic Service Elements (BSEs) (Cont'd)6.3.1 Common Switching (Cont'd)(F) Automatic Number Identification (ANI) (Cont'd)

The ten digit ANI telephone number will be transmitted on all calls except those identified as multiparty line or ANI failure, in which case only the NPA will be transmitted (in addition to the information digit described below).

When the SS7 signaling option is specified, the customer will be provided an ANI equivalent, the Charge Number feature. The Charge Number feature is specified in 6.3.4 following.

With Feature Group C, ANI is provided from end offices at which Telephone Company recording for end user billing is not provided, or where it is not required, as with 800 service. It is not provided from end offices for which the Telephone Company needs to forward ANI to its recording equipment.

Where ANI cannot be provided (e.g., on calls from 4 and 8 party services), and on calls using Prepaid Calling Service Access, information digits will be provided to the customer.

The information digits identify: (1) telephone number is the station billing number - no special treatment required, (2) multiparty line - telephone number is a 4- or 8-party line and cannot be identified - number must be obtained in some other manner, (3) ANI failure has occurred in the end office switch which prevents identification of calling telephone number - must be obtained in some other manner, (4) hotel/motel originated call which requires room number identification, (5) coinless station, hospital, inmate, etc. call which requires special screening or handling by the customer, (6) call is Automatic Identified Outward Dialed (AIOD) call from customer premises equipment and (7) call is made using a Prepaid Calling Service card. The ANI telephone number is the listed telephone number of the customer and is not the telephone number of the calling party.

(C)

(C)

ACCESS SERVICE

6. Switched Access Service (Cont'd)6.3 Local Switching Optional Features and Basic Service Elements (BSEs) (Cont'd)6.3.1 Common Switching (Cont'd)(F) Automatic Number Identification (ANI) (Cont'd)

These ANI information digits are available with Feature Groups B, C, D and CST BSA - Option 3.

ANI is provided as a nonchargeable option with FGB, C and D and as a chargeable BSE with CST - Option 3.

The ANI BSE for use with CST BSA - Option 3 must be ordered, by Carrier Identification Code, on a LATA wide basis.

The ANI information digits shall only be used for billing and collection, routing, screening, and completion of originating subscriber's call or transaction or for services directly related to the originating subscriber's call or transaction.

The ANI provided shall not be reused or resold without first notifying the originating telephone subscriber and obtaining affirmative consent of the subscriber for reuse or resale.

Unless the originating subscriber has given consent for reuse or resale, any information provided shall not be used for any purpose other than:

- Performing the services or, transactions that are the subject of the originating subscriber's call;
- ensuring network performance security, and the effectiveness of call delivery;
- compiling, using and disclosing aggregate information; and,

ACCESS SERVICE

6. Switched Access Service (Cont'd)6.3 Local Switching Optional Features and Basic Service Elements (BSEs) (Cont'd)6.3.1 Common Switching (Cont'd)(F) Automatic Number Identification (ANI) (Cont'd)

- complying with applicable laws.

The above restrictions shall not prevent the subscriber to the ANI option from using information acquired from an ANI option, such as the telephone number and billing information or information derived from analysis of the characteristics of calls received through the ANI option, to offer a product or service that is directly related to the products or services previously purchased by a customer of the ANI option subscriber.

(G) Up to 7 Digit Outpulsing of Access Digits to Customer

This option provides for end office capability of providing up to 7 digits of the uniform access code (950-XXXX) to the customer's premises or multiplying node. The customer can request that only some of the digits in the access code be forwarded. The access code digits would be provided to the customer's premises, multiplexing node or virtual collocation arrangement using multifrequency signaling, and transmission of the digits would precede the forwarding of ANI if that feature were provided. It is available as a nonchargeable option with Feature Group B or CST BSA - Option 1.

(H) Revertive Pulse Address Signaling

This option provides for a dc pulsing arrangement that transmits intelligence in the following manner:

- The equipment at the originating location presets itself to represent the number of pulses required and to count the pulses received from the terminating location.
- The equipment at the terminating location transmits a series of pulses by the momentary grounding of its battery supply until the originating location breaks the dc path to indicate that the required number of pulses has been counted.

It is available as a nonchargeable option with Feature Group C or CST BSA - Option 2.

ACCESS SERVICE

6. Switched Access Service (Cont'd)6.3 Local Switching Optional Features and Basic Service Elements (BSEs) (Cont'd)6.3.1 Common Switching (Cont'd)(I) Delay Dial Start-Pulsing Signaling

This option provides a method of indicating to the near end trunk circuit readiness to accept address signaling information by the far end trunk circuit. Delay dial is often referred to as an off-hook, on-hook signaling sequence. The delay dial signal is the off-hook interval and the start-pulsing signal is the on-hook interval. With integrity check, the calling office will not outpulse until a delay dial (off-hook) signal followed by a start-pulsing (on-hook) signal has been identified at the calling office. It is available as a nonchargeable option with Feature Group C or CST BSA - Option 2 or 4.

(J) Immediate Dial Pulse Address Signaling

This option provides for the forwarding of dial pulses from the Telephone Company end office to the customer without the need of a start-pulsing signal from the customer. It is available as a nonchargeable option with Feature Group C or CST BSA - Option 2 or 4.

(K) Dial Pulse Address Signaling

This trunk side option provides for the transmission of number information, e.g., called number, between the end office switching system and the customer's premises, multiplexing node or virtual collocation arrangement (in either direction) by means of direct current pulses. It is available as a nonchargeable option with Feature Group C or CST BSA - Option 2 or 4.

(L) Panel Call Indicator Address Signaling

This option provides a dc pulsing arrangement in which each digit is transmitted as a series of four marginal and polarized impulses. It is available as a nonchargeable option with Feature Group C or CST BSA - Option 2.

ACCESS SERVICE

6. Switched Access Service (Cont'd)6.3 Local Switching Optional Features and Basic Service Elements (BSEs) (Cont'd)6.3.1 Common Switching (Cont'd)(M) Service Class Routing

This option provides the capability of directing originating traffic from an end office to a trunk group to a customer designated premises, multiplexing node or virtual collocation arrangement, based on the line class of service (e.g., coin, multiparty or hotel/motel), service prefix indicator (e.g., 0-, 0+, 01+ or 011+), service access code (e.g., 500, 800 or 900) and/or bearer capability. With the exception of Service Class Routing by bearer capability, Service Class Routing is provided in suitably equipped end office or access or TOPS tandem switches and is available as a nonchargeable option with Feature Groups C, D and CST BSA - Option 2 or 3. Service Class Routing by bearer capability is only available in suitably equipped end offices as a nonchargeable option with Feature Group D or CST BSA - Option 3 when ordered with the SS7 Signaling Option.

(N) Alternate Traffic Routing(1) Multiple Customer Premises Alternate Routing

This option provides the capability of directing originating traffic from an end office (or appropriately equipped access tandem) to a trunk group (the "high usage" group) to a customer designated premises, multiplexing node or virtual collocation arrangement until that group is fully loaded, and then delivering additional originating traffic (the "overflowing" traffic) from the same end office or Telephone Company access tandem to a different trunk group (the "final" group) to a second customer designated premises, multiplexing node or virtual collocation arrangement. The customer shall specify the last trunk CCS desired for the high usage group. It is provided in suitably equipped end office switches or suitably equipped Telephone Company access tandem switches and is available as a nonchargeable option with Feature Groups B, C and D. It is not available from end offices where Minimum Divergence Access Service is provided, or in designated electromechanical end offices, or when the Tandem Signaling Option is provided.

ACCESS SERVICE

6. Switched Access Service (Cont'd)6.3 Local Switching Optional Features and Basic Service Elements (BSEs) (Cont'd)6.3.1 Common Switching (Cont'd)(N) Alternate Traffic Routing (Cont'd)(2) End Office Alternate Routing When Ordered in Trunks

This option provides an alternate routing arrangement for customers who order in trunks and have access for a particular Switched Access Service Arrangement to an end office via two routes: one route via an access tandem and one direct route. The feature allows the customer's originating traffic from the end office to be offered first to the direct trunk group and then overflow to the access tandem group. It is provided in suitably equipped end offices and is available as a nonchargeable option with Feature Groups B, D or CST BSA - Option 1 or 3. It is not available from end offices where Minimum Divergence Access Service is provided, or in designated electromechanical end offices. When the Tandem Signaling Option is provided, a Tandem Switching Provider's service cannot overflow to a Telephone Company access tandem or vice-versa. Customers can obtain a direct end office route with overflow to either a Telephone Company access tandem or to a Tandem Switching Provider's trunk group, but not both.

(O) Multiple Trunk Routing

This option provides a routing arrangement for customers who have access for a particular Switched Access Service Arrangement from a customer designated premises, multiplexing node, or virtual collocation arrangement to an access tandem via two trunk groups. The feature allows the customer's originating traffic to be offered to one trunk group (the high usage group) and then overflow to the second trunk group. The customer shall specify that last trunk CCS desired for the (high usage) trunk group. It is provided in suitably equipped access tandem switches and is available as a nonchargeable option with Feature Groups B, C, D and CST BSA - Option 1, 2 or 3.

ACCESS SERVICE

6. Switched Access Service (Cont'd)6.3 Local Switching Optional Features and Basic Service Elements (BSEs) (Cont'd)6.3.1 Common Switching (Cont'd)(P) International Carrier Option

This option allows for Feature Group D or CST BSA - Option 3 end office or access tandem switches equipped for International Direct Distance Dialing to be arranged to forward the international calls of one or more international carriers to the customer (i.e., the Telephone Company is able to route originating international calls to a customer other than the one designated by the end user either through presubscription, or 101XXXX dialing). This arrangement requires provision of written verification to the Telephone Company that the customer is authorized to forward such calls. The written verification must be in the form of a letter of agency authorizing the customer to order the option on behalf of the international carrier. This option is only provided at Telephone Company end offices or access tandems equipped for International Direct Distance Dialing. It is available as a nonchargeable option with Feature Group D or CST BSA - Option 3.

(Q) Routing of IntraLATA Calls to the Telephone Company for Use with WATS Access Line Service

This option, which is available with either originating only WATS Access Line (WAL) Service not equipped with the End Office End User Line Service Screening optional feature or with two-way WAL Service, provides that intraLATA calls originating from such services by the end user's dialing valid NXX codes in the LATA, time or weather announcement services of the Telephone Company, community information services of an information service provider, operator assistance (0- and 0+), service codes (211, 611 and 911), directory assistance (411, 555-1212, and NPA+555-1212) will be routed to the facilities of the Telephone Company for completion. Calls placed by the end user's dialing a Feature Group A or CSL BSA seven digit telephone number, or 950-XXXX will be directed to the respective Feature Group A, CSL BSA, Feature Group B or CST BSA - Option 1 Switched Access Service customer.

(C)
|
(C)

ACCESS SERVICE

6. Switched Access Service (Cont'd)6.3 Local Switching Optional Features and Basic Service Elements (BSEs) (Cont'd)6.3.1 Common Switching (Cont'd)(R) Band Advance Arrangement for Use with WATS Access Line Service

This option, which is provided in association with two or more terminating only WATS Access Line Service groups, provides for the automatic overflow of terminating calls to a WATS Access Line Service group, when that group has exceeded its call capacity, to another WATS Access Line Service group with a band designation equal to or greater than that of the overflowing WATS Access Line Service group. This arrangement does not provide for call overflow from a group with a higher band designation to one with a lower one. It is available as a nonchargeable option with Feature Groups C, D and CST BSA - Option 2 and 3.

(S) End Office End User Line Service Screening for Use with WATS Access Line Service

This option provides the ability to verify that an end user has, over an originating only WATS Access Line Service, dialed a called party address (by screening the called NPA and/or NXX on the basis of geographical bands selected by the Telephone Company) which is in accordance with that end user's service agreement with the customer, e.g., WATS. This option is provided in all Telephone Company electronic end offices and, where available, in electromechanical end offices in which WATS Access Line Service is provided. It is available as a nonchargeable option with Feature Groups C or D and CST BSA - Option 2 and 3.

(T) Hunt Group Arrangement for Use with WATS Access Line Service

This option, which is also offered as a BSE with CSL BSA, provides the ability to sequentially access one of two or more WATS Access Line Services (e.g., 800 Service access lines) in the terminating direction, when the hunting number of the WATS Access Line Service group is forwarded from the customer to the Telephone Company. This feature is provided in all Telephone Company end offices in which WATS Access Line Service is provided. It is available as a nonchargeable option with Feature Groups A, B, C, D, and CST BSA - Option 1, 2 and 3 and as a chargeable BSA with CSL BSA.

ACCESS SERVICE

6. Switched Access Service (Cont'd)6.3 Local Switching Optional Features and Basic Service Elements (BSEs) (Cont'd)6.3.1 Common Switching (Cont'd)(U) Uniform Call Distribution Arrangement for Use with WATS Access Line Service

This option, which is also offered as a BSE with CSL BSA, provides a type of multiline hunting arrangement which provides for an even distribution of terminating calls among the available WATS Access Line Services in the hunt group. Where available, this feature is only provided in Telephone Company electronic end offices in which WATS Access Line Service is provided. It is available as a nonchargeable option with Feature Groups A, B, C, D and CST BSA - Option 1, 2 and 3 and as a chargeable BSE with CSL BSA.

(V) Nonhunting Number for Use with Hunt Group Arrangement or Uniform Call Distribution Arrangement for Use with WATS Access Line Service

This option provides an arrangement for an individual WATS Access Line Service within a multiline hunt or uniform call distribution group that provides access to that WATS Access Line Service within the hunt or uniform call distribution group when it is idle or provides busy tone when it is busy, when the nonhunting number is dialed. Where available, this feature is only provided in Telephone Company electronic end offices in which WATS Access Line service is provided. It is available as a nonchargeable option with all Switched Access Service Arrangements.

(W) SWITCHEDWAY Service Access Capability

This option provides for an end office capability which allows a connection between the customer's premises and a suitably equipped end user premises utilizing end office switching capable of transmitting 56 kbps digital data. SWITCHEDWAY Service Access Capability is a chargeable option available only with Feature Group D or CST BSA - Option 3 provided to suitably equipped electronic end offices and requires the use of Interface Group 6 or 9. This option used in conjunction with the 64 kbps Clear Channel Capability optional feature allows for origination or termination of 64 kbps digital data calls to an Integrated Services Digital Network (ISDN). This option is not available with services provided under an Expanded Interconnection arrangement.

ACCESS SERVICE

6. Switched Access Service (Cont'd)6.3 Local Switching Optional Features and Basic Service Elements (BSEs) (Cont'd)6.3.1 Common Switching (Cont'd)(X) Night Transfer

This option, which is offered as a BSE with CSL BSA, provides the customer with the ability to place its lines in an "all members busy" condition by the activation of a key located at their premises through the use of a Dedicated Link. The Dedicated Link will provide for one-way transmission from the Telephone Company end office to the serving wire center of the customer premises, and is provided with transmission capability in the nominal frequency range of 300 to 3000 Hz. When the night transfer key is activated, all incoming calls will be forwarded to a previously designated telephone number. This BSE is provided in appropriately equipped end offices for transfer of calls Intra-office and is available with CSL BSA on an Individual Case Basis.

(Y) Simplified Message Desk Interface (SMDI)

This option, which is offered as a BSE with CSL BSA, provides for the call status information of a call terminating on a CSL BSA multiline hunt group arrangement. Calling number (Intra-office), originally called number, multiline hunt group and terminal identification of the customer's service that handles the call, and the call reason is provided. A Multiple Users option is also provided. This option provides the calling number, called number, the identification of the called multiline hunt group assigned to the customer's end user, and call reason. In addition, the option provides the ability to activate or deactivate a message waiting indicator. The stutter tone or signal light indicator may be activated as long as the service where the message waiting indicator is to be activated is equipped with a stutter tone or signal light message waiting feature. The call status information is transmitted to the customer's premises and the signal to activate or deactivate the message waiting indicator is transmitted from the customer's premises to the Telephone Company end office with the use of a Dedicated Link to the customer's message desk terminal

ACCESS SERVICE

6. Switched Access Service (Cont'd)6.3 Local Switching Optional Features and Basic Service Elements (BSEs) (Cont'd)6.3.1 Common Switching (Cont'd)(Y) Simplified Message Desk Interface (SMDI) (Cont'd)

equipment. The Dedicated Link will provide for two-way transmission between the Telephone Company end office and the serving wire center of the customer premises, and is provided with transmission capability in the normal frequency range of 300 to 3000 Hz. The customer shall provide the appropriate customer premises equipment to store, display or bring out the transmitted call status information and the equipment to initiate the signal to activate or deactivate the message waiting indicator. This option is only available from an appropriately equipped Telephone Company electronic end offices. The customer shall obtain a Dedicated Link, to each and every Telephone Company end office where SMDI is desired. This BSE is available with CSL BSA with multiline hunt group arrangement on an Individual Case Basis.

(Z) Premier Messaging Service Interface (PMSI) aka Inter-Switch Voice Messaging (ISVM)

Premier Messaging Services Interface (PMSI) is an optional enhancement to Simplified Message Desk Interface (SMDI). PMSI is similar to Simplified Message Desk Interface (SMDI), except that it utilizes the Signaling System 7 (SS7) Network to pass calling and called number information between central offices. With PMSI capability, the customer is not required to obtain a Voice Grade Dedicated Network Link to each Telephone Company central office switch where messaging capability is desired. With PMSI, the customer can provide messaging capability to all end users in a LATA area provided those end users reside in central offices that are interconnected via SS7 and are equipped with the required software. PMSI requires SMDI service between the customer's equipment and at least one central office. A monthly recurring charge, as set forth in Section 31.6.2(D), applies per arrangement and is in addition to charges for SMDI.

ACCESS SERVICE

6. Switched Access Service (Cont'd)6.3 Local Switching Optional Features and Basic Service Elements (BSEs) (Cont'd)6.3.1 Common Switching (Cont'd)(AA) Signaling System 7 Message Waiting Indicator (SS7MWI) Signaling Service

- (1) Signaling System 7 Message Waiting Indicator (SS7MWI) Signaling Service permits the customer to provide Signaling System 7 (SS7) Message Waiting Indicator (MWI) Transaction Capabilities Application Part (TCAP) messages to the Telephone Company for delivery to Telephone Company switches that serve suitably equipped lines of those end users who subscribe to the customer's voice messaging service. MWI TCAP messages are originated by the customer's equipment, i.e., Voicemail Platform, and addressed and delivered to a designated Telephone Company Signaling Transfer Point (STP) pair in the LATA in which the customer's subscribing end user receives service.
- (2) The Telephone Company uses its SS7 capabilities to determine the switch serving the end user, and to deliver the MWI TCAP message to that switch. The message causes the switch to set or reset MWI on the end user's line. These messages allow the customer to notify its end user that voice messages are awaiting retrieval, or to clear the message waiting notification once the end user has acknowledged those messages.
- (3) SS7MWI Signaling Service is offered only to provide signaling to Telephone Company switches within the LATA in which the signaling was handed off to the Telephone Company, and will be available only in LATAs where the Telephone Company has STPs available to accept SS7 messages associated with the service. A list of LATAs where the Telephone Company has STPs follows in this section. The customer must hand-off only those messages that are intended for end users served by capable Telephone Company switches in that LATA.
- (4) SS7MWI Signaling Service is not available in LATAs where the Telephone company does not have STPs. In those LATAs, services utilizing a Simplified Message Desk Interface (SMDI) or Premier Messaging Service Interface (PMSI) can be used to communicate message waiting status to end users' lines. In the event that STPs are deployed in any of those LATAs subsequent to issuance of this tariff, the Telephone Company will offer the service in those LATAs. In the event that the Telephone Company removes STPs from one or more LATAs, it can no longer offer the service in that LATA. In such event, the Telephone Company will provide at least 90 days' notice of the pending removal of the STPs. Following such removal, the customer will have the option of purchasing Simplified Message Desk Interface (SMDI) or Premier Messaging Service Interface (PMSI) service as set forth in this section preceding, 6.3.1(Y) and (Z).

ACCESS SERVICE

6. Switched Access Service (Cont'd)6.3 Local Switching Optional Features and Basic Service Elements (BSEs) (Cont'd)6.3.1 Common Switching (Cont'd)(AA) Signaling System 7 Message Waiting Indicator (SS7MWI) Signaling Service (Cont'd)

- (5) Additionally, SS7MWI Signaling Service can only be used to update MWI for end users served from suitably equipped switching equipment in designated LATA STP's which are capable of responding appropriately to MWI TCAP messages.
- (6) The customer is responsible for obtaining SS7 interconnection directly from the Telephone Company under the provisions of Section 6.1.3(A)(2)(d) of this tariff. The customer of record for the SS7 interconnection shall also be the customer of record for SS7MWI Signaling Service. In the event that the customer chooses to use another SS7 provider to interconnect with Consolidated Communications, the customer shall be unable to receive the SS7MWI Signaling Service, and will have to make separate arrangements with the SS7 provider.
- (7) SS7MWI Signaling Service shall be ordered separately for each STP pair in each LATA requiring the service. Each such order will be considered a messaging arrangement. Each ASR submitted will contain no more than two (a Primary and a Secondary) Voicemail Platforms per messaging arrangement. If a customer seeks to connect more than two Voicemail Platforms to a given Telephone Company STP pair, an additional ASR will be required for each additional pair of Voicemail Platforms per STP pair in a LATA.
- (8) A monthly recurring charge as set forth in Section 31.6.2(D) following applies per messaging arrangement to allow for the transmission of SS7MWI Signaling Service.
- (9) LATAs Served:
- | <u>LATA</u> | <u>LATA NAME</u> |
|-------------|------------------|
| 120 | MAINE |
| 122 | NEW HAMPSHIRE |
| 124 | VERMONT |

ACCESS SERVICE

6. Switched Access Service (Cont'd)6.3 Local Switching Optional Features and Basic Service Elements (BSEs) (Cont'd)6.3.1 Common Switching (Cont'd)(AB) Hot Line

This option, which is offered as a BSE with CSL BSA, allows for an end user's local service to establish a switched connection to the customer's CSL BSA when the end user's telephone goes off-hook. No dialing is required and the call is processed automatically to a CSL BSA.

Hot Line is presubscribed at the time service is ordered. The connection to the customer cannot be changed except through the issuance of a service order. An end user's service equipped with this feature can be used for incoming calls, but cannot initiate outgoing calls except to the customer's CSL BSA. It is available as a BSE with CSL BSA on an Individual Case Basis.

ACCESS SERVICE

6. Switched Access Service (Cont'd)6.3 Local Switching Optional Features and Basic Service Elements (BSEs) (Cont'd)6.3.1 Common Switching (Cont'd)(AC) Warm Line

This option, which is offered as a BSE with CSL BSA, provides for an end user's local service to establish a switched connection after a specified time delay to the customer's CSL BSA. This option provides the customer with a seven digit telephone number associated with a CSL BSA that a Telephone Company's switching system could dial if the end user does not dial a number in a specified length of time. When the end user's local service goes off-hook and dialing begins within the specified time delay period, the call will proceed as dialed. If the end user's dialing has not started before the end of the specified time delay period, the customer's CSL BSA access code is automatically dialed by the Telephone Company's switching system.

Warm Line is presubscribed at the time service is ordered. The connection to the customer cannot be changed except through the issuance of a service order. The timing delay period is specified at the time service is ordered.

This BSE is available with CSL BSA on an Individual Case Basis.

(AD) Three Way Calling

This option, which is offered as a BSE with CSL BSA, provides for a customer to add a third party to an existing call without operator assistance. It is provided in all electronic end offices and is a chargeable BSE available with CSL BSA.

(AE) Queuing with Uniform Call Distribution

This option, which is offered as a BSE with CSL BSA, provides a queuing feature for a Uniform Call Distribution (UCD) Arrangement. This feature permits calls to the UCD arrangement to be completed immediately if the UCD arrangement has an idle terminal and when all terminals in the UCD arrangement are busy, to place the call in a queue to wait its turn to be served. The maximum number of queue

ACCESS SERVICE

6. Switched Access Service (Cont'd)6.3 Local Switching Optional Features and Basic Service Elements (BSEs) (Cont'd)6.3.1 Common Switching (Cont'd)(AE) Queuing with Uniform Call Distribution (Cont'd)

slots is one for every two lines in the UCD arrangement. This option is available from appropriately equipped Telephone Company electronic end offices. It is available as a chargeable BSE with CSL BSA only.

(AF) Announcements with Uniform Call Distribution

This option, which is offered as a BSE with CSL BSA when ordered in conjunction with the queuing feature, provides for a message or tone to be announced to the caller who is in queue. These messages or tones are repeated at customer specified intervals until the call is forwarded for completion. This option is available from appropriately equipped Telephone Company electronic end offices. It is available as a chargeable BSE with CSL BSA only.

(AG) Alternate Routing - Multiple Customer Premises Routing

This option, which is offered as a BSE with CST BSA - Option 1, 2 or 3, provides the capability of directing originating traffic from an end office (or appropriately equipped access tandem) to a trunk group (the "high usage" group) to a customer designated premises, multiplexing node or virtual collocation arrangement until that group is fully loaded, and then delivering additional originating traffic (the "overflowing" traffic) from the same end office or access tandem to a different trunk group (the "final" group) to a second customer designated premises or multiplexing node. The customer shall specify the last trunk CCS desired for the high usage group. This chargeable BSE is provided in suitably equipped end office or access tandem switches and is available with CST BSA - Option 1, 2 or 3. It is not available in end offices where Minimum Divergence Access Service is provided, or in designated electromechanical end offices or when the Tandem Signaling Option is provided.

ACCESS SERVICE

6. Switched Access Service (Cont'd)6.3 Local Switching Optional Features and Basic Service Elements (BSEs) (Cont'd)6.3.1 Common Switching (Cont'd)(AH) Flexible Automatic Number Identification (Flexible ANI)

This option when ordered in conjunction with the ANI optional feature or the ANI BSE provides additional values for the ANI Information Indicator (II) digits associated with various classes of service not available with the standard ANI optional feature or BSE. The Flexible ANI option is provided per end office on a Carrier Identification Code (CIC) basis and is available with Feature Group D service or CST BSA - Option 3 service at suitably equipped end offices as listed in the NATIONAL EXCHANGE CARRIER ASSOCIATION, INC. TARIFF F.C.C. NO. 4. Technical specifications for Flexible ANI are contained in Technical Reference TR-TSY-000685.

A nonrecurring charge will apply as set forth in 31.6.2(D) following except when this option is used to identify calls originating from public telephone access service lines for per call compensation.

In addition, Originating Line Screening (OLS) Confirmation Service is a service that is available to end users or aggregators subscribing to Flexible ANI, where Flexible ANI is offered, for verification of information indicator digits available with Flexible ANI on originating calls; this service is available at no charge from any Telephone Company Service Center either in a verbal or written format.

(AI) Dialed Number Identification Service (DNIS) on 800

This option provides for the outpulsing of up to seven digits of the translated 800 number to be delivered to the customer premises, multiplexing node or virtual collocation arrangement equipment. DNIS on 800 is provided from suitably equipped end offices with reverse battery type supervisory signaling. It is available as a chargeable BSE with terminating CST BSA - Option 4.

ACCESS SERVICE

6. Switched Access Service (Cont'd)6.3 Local Switching Optional Features and Basic Service Elements (BSEs) (Cont'd)6.3.1 Common Switching (Cont'd)(AJ) Trunk Group Make Busy (TGMB)

This option which is offered as a BSE with CST BSA - Option 1 or 3 when ordered in conjunction with Alternate Routing - Multiple Customer Premises Routing, provides the customer with the ability to place a "high usage" trunk group into an "all trunks busy" condition through the use of a Dedicated Link activated by a CPE key located at the customer's premises. When the make busy key is activated, all calls terminating on the "high usage" trunk group will be redirected to a previously designated alternate "final" trunk group. As required by network considerations, the alternate trunk group must be directly routed to an end office. If the alternate trunk group becomes fully loaded, a network announcement will be provided. This option is only available on a per trunk group basis. A minimum of two trunk groups is required. If only one trunk is to be busied out, it must be in a trunk group separate from trunks which are not to be busied out. The trunk group will remain in the busy condition until released by the customer.

A Dedicated Link is required for each CST BSA trunk group equipped with the Trunk Group Make Busy BSE. The Dedicated Link will provide for two-way transmission between the customer premises and the Telephone Company end office or access tandem and is provided with transmission capability in the nominal frequency range of 300 to 3000 Hz. Following are the compatible network channel interface (NCI) and network channel (NC) codes for the Dedicated Link:

NCNCI

LB--

02CC2

This option is provided in suitably equipped end offices or access tandems. It is not available in end offices where Minimum Divergence Access Service is provided or in designated electromechanical end offices. In addition, this option is not available with services provided under an Expanded Interconnection arrangement. It is available as a chargeable BSE with CST BSA - Option 1 or 3.

ACCESS SERVICE

6. Switched Access Service (Cont'd)

6.3 Local Switching Optional Features and Basic Service Elements (BSEs) (Cont'd)

6.3.2 Transport Termination

(A) Rotary Dial Station Signaling

This option provides for the transmission of called party address signaling from rotary dial stations to the customer premises, multiplexing node or virtual collocation arrangement for originating calls. This option is provided in the form of a specific type of Transport Termination. It is available with Feature Group B or CST BSA - Option 1, only on a directly trunked basis.

(D)

(D)

ACCESS SERVICE

6. Switched Access Service (Cont'd)

6.3 Local Switching Optional Features and Basic Service Elements (BSEs) (Cont'd)

6.3.2 Transport Termination (Cont'd)

(D)

(D)

ACCESS SERVICE

6. Switched Access Service (Cont'd)

6.3 Local Switching Optional Features and Basic Service Elements (BSEs) (Cont'd)

6.3.2 Transport Termination (Cont'd)

(D)

(D)

ACCESS SERVICE

6. Switched Access Service (Cont'd)6.3 Local Switching Optional Features and Basic Service Elements (BSEs) (Cont'd)6.3.3 WATS Access Line Service Termination(A) E&M Supervisory Signaling

The E&M Supervisory Signaling optional feature, which is available with four-wire originating only, terminating only and two way WATS Access Lines for use with Feature Groups B, C, D and CST BSA - Option 1, 2 and 3 Switched Access Service, provides for E&M Type 1 or Type 2 Supervisory Signaling in lieu of loop start Supervisory Signaling. When E&M Supervisory Signaling is provided, the need for signaling conversion requires that Telephone Company equipment be placed at the end user's premises. When E&M Supervisory Signaling is provided, Answer Supervision is also provided for originating traffic.

(B) Answer Supervision

The Answer Supervision optional feature, which is available with originating only two-wire WATS Access Lines for use with Feature Groups B, C, D and CST BSA - Option 1, 2 and 3 Switched Access Service served by suitably equipped WATS Serving Offices, provides a signal to customer premises equipment at end user premises that indicates that the called end user has answered, when such indication is provided by the interexchange carrier. When Answer Supervision is provided with a two-wire WATS Access Line, reverse battery type supervisory signaling is also provided.

ACCESS SERVICE

6. Switched Access Service (Cont'd)6.3 Local Switching Optional Features and Basic Service Elements (BSEs) (Cont'd)6.3.4 SS7 Signaling Option(A) Calling Party Number (CPN)

This feature provides for the automatic transmission of the calling party's ten digit telephone number to the customer's premises for calls originating in the LATA or from the customer's premises for calls terminating in the LATA. The ten digit telephone number consists of the NPA plus the seven digit telephone number, which may or may not be the same number as the calling station's charge number. This feature is provided with the SS7 Signaling Option which is a nonchargeable option of Feature Group D or CST BSA - Option 3.

(B) Charge Number (CN)

This feature provides for the automatic transmission of the ten digit billing number of the calling station number and originating line information. This feature is provided with the SS7 Signaling Option which is a nonchargeable option of Feature Group D or CST BSA - Option 3

The information digits shall only be used for billing and collection, routing, screening, and completion of the originating subscriber's call or transaction or for services directly related to the originating subscriber's call or transaction.

The information provided shall not be reused or resold without first notifying the originating telephone subscriber and obtaining affirmative consent of the subscriber for reuse or resale.

Unless the originating subscriber has given consent for the reuse or resale, any information provided shall not be used for any purpose other than:

- performing the services or transactions that are the subject of the originating subscriber's call;
- ensuring network performance security, and the effectiveness of call delivery;
- compiling, using and disclosing aggregate information; and,

ACCESS SERVICE

6. Switched Access Service (Cont'd)6.3 Local Switching Optional Features and Basic Service Elements (BSEs) (Cont'd)6.3.4 SS7 Signaling Option (Cont'd)(B) Charge Number (CN) (Cont'd)

- complying with applicable laws.

The above restrictions shall not prevent the subscriber to the CN feature from using information acquired from a CN feature, such as the telephone number and billing information or information derived from analysis of the characteristics of calls received through the CN feature, to offer a product or service that is directly related to the products or services previously purchased by a customer of the CN feature subscriber.

(C) Carrier Selection Parameter (CSP)

This feature provides for the automatic transmission of a signaling indicator which signifies to the customer whether the call being processed originated from a presubscribed end user of that customer. This feature is provided with the SS7 Signaling Option which is a nonchargeable option of Feature Group D or CST BSA - Option 3.

(D) Access Transport Parameter (ATP)

This feature provides for the automatic transmission of Called Party Subaddress, Calling Party Subaddress, High Layer Compatibility and Low Layer Compatibility, as described in Technical Publication TR-TSV-000962, with calls originating or terminating to an Integrated Services Digital Network (ISDN). ATP is available with Feature Group D and CST BSA - Option 3 only when ordered with the 64 kbps Clear Channel Capability optional feature. This feature is provided with the SS7 Signaling Option which is a nonchargeable option.

The specific protocols for Calling Party Number, Charge Number, Carrier Selection Parameter and Access Transport Parameter Features are contained in the Technical Publications TR-TSV-000905 and TR-TSV-000962.

ACCESS SERVICE

6. Switched Access Service (Cont'd)6.3 Local Switching Optional Features and Basic Service Elements (BSEs) (Cont'd)6.3.4 SS7 Signaling Option (Cont'd)(E) Carrier Identification Parameter (CIP)

This feature provides for the transmission of Carrier Identification Code (CIC) information to customers on originating Feature Group D or CST BSA - Option 3 Switched Access Service. CIP is available from suitably equipped end offices and access tandems, when the SS7 Signaling Option is specified. When CIP is provided, the switch will transmit, to the customer premises, the 4 digit CIC of the presubscribed line, or the CIC selected when the end user places a call using 101XXXX dialing. CIP is available on an originating basis as a chargeable optional feature with originating or two-way FGD or CST BSA - Option 3 trunk groups.

ACCESS SERVICE

6. Switched Access Service (Cont'd)6.4 Transmission Specifications

Each Switched Access Service transmission path is provided with standard transmission specifications. There are three different standard specifications (Types A, B and C). The standard for a particular transmission path is dependent on the Switched Access Service Arrangement, the Entrance Facility, the Interface Group and whether the service is direct end office routed or routed via an access tandem. The available transmission specifications are set forth in 6.4.1 following. Data Transmission Parameters are also provided with each Switched Access Service transmission path. The Telephone Company will, upon notification by the customer that the data parameters set forth in 6.4.2(A) or 6.4.2(B) are not being met, conduct tests independently or in cooperation with the customer, and take any necessary action to insure that the Telephone Company's segment of the transmission path meets the required data parameters.

The Telephone Company will maintain existing transmission specifications on functioning service configurations installed prior to the effective date of this tariff except that service configurations having performance specifications exceeding the standards listed in this provision will be maintained at performance levels specified in this tariff.

The transmission specifications contained in the Section are immediate action limits. Acceptance limits are set forth in Technical Reference TR-NWT-000334. This Technical Reference also provides the basis for determining Switched Access Service maintenance limits. Transmission specifications for CCSA signaling connections are set forth in the Technical Publication TR-TSV-000905..

ACCESS SERVICE

6. Switched Access Service (Cont'd)6.4 Transmission Specifications (Cont'd)6.4.1 Standard Transmission Specifications

Following are descriptions of the three Standard Transmission Specifications available with Switched Access Service Arrangements. The specific applications in terms of the Switched Access Service Arrangements, Entrance Facilities and Interface Groups with which the Switched Access Service Arrangements Standard Transmission Specifications are provided are set forth in 6.2.1(C), 6.2.2(C), 6.2.3(C), 6.2.4(C), 6.2.5(C), 6.2.7(C), 6.2.8(C) and 6.2.9(C) preceding.

(A) Type A Transmission Specifications

Type A Transmission Specifications are provided with the following parameters:

(1) Loss Deviation

The maximum Loss Deviation of the 1004 Hz loss relative to the Expected Measured Loss (EML) is ± 2.0 dB.

(2) Attenuation Distortion

The maximum Attenuation Distortion in the 404 to 2804 Hz frequency band relative to the loss at 1004 Hz is -1.0 dB to +3.0 dB.

(3) C-Message Noise

The maximum C-Message Noise for the transmission path at the route miles listed is less than or equal to:

<u>Route Miles</u>	<u>C-Message Noise</u>
less than 50	32 dBrnCO
51 to 100	34 dBrnCO
101 to 200	37 dBrnCO
201 to 400	40 dBrnCO
401 to 1000	42 dBrnCO

ACCESS SERVICE

6. Switched Access Service (Cont'd)6.4 Transmission Specifications (Cont'd)6.4.1 Standard Transmission Specifications (Cont'd)(A) Type A Transmission Specifications (Cont'd)(4) C-Notch Noise

The maximum C-Notch Noise, utilizing a -16 dBmO holding tone, is less than or equal to 45 dBrnC0.

(5) Echo Control

Echo Control, identified as Equal Level Echo Path Loss, and expressed as Echo Return Loss and Singing Return Loss, is dependent on the routing, i.e., whether the service is routed directly from the customer's point of termination (POT) to the end office or via an access tandem. It is equal to or greater than the following:

	<u>Echo Return Loss</u>	<u>Singing Return Loss</u>
POT to Access Tandem	21 dB	14 dB
POT to End Office		
- Direct	N/A	N/A
- Via Access Tandem	16 dB	11 dB

(B) Type B Transmission Specifications

Type B Transmission Specifications are provided with the following parameters:

(1) Loss Deviation

The maximum Loss Deviation of the 1004 Hz loss relative to the Expected Measured Loss (EML) is +2.5 dB.

(2) Attenuation Distortion

The maximum Attenuation Distortion in the 404 to 2804 Hz frequency band relative to loss at 1004 Hz is -2.0 dB to +4.0 dB.

ACCESS SERVICE

6. Switched Access Service (Cont'd)6.4 Transmission Specifications (Cont'd)6.4.1 Standard Transmission Specifications (Cont'd)(B) Type B Transmission Specifications (Cont'd)(3) C-Message Noise

The maximum C-Message Noise for the transmission path at the route miles listed is less than or equal to:

<u>Route Miles</u>	<u>C-Message Noise*</u>	
	<u>Type B1</u>	<u>Type B2</u>
less than 50	32 dBrnCO	35 dBrnCO
51 to 100	33 dBrnCO	37 dBrnCO
101 to 200	35 dBrnCO	40 dBrnCO
201 to 400	37 dBrnCO	43 dBrnCO
401 to 1000	39 dBrnCO	45 dBrnCO

(4) C-Notch Noise

The maximum C-Notch Noise, utilizing a -16 dBmO holding tone is less than or equal to 47 dBrnCO.

* For Feature Groups C and D or CST BSA - Option 2 and 3, only Type B2 will be provided. for Feature Groups A and B, CSL BSA, and CST BSA - Option 1, Type B1 or B2 will be provided as set forth in Technical Reference TR-NWT-000334.

ACCESS SERVICE

6. Switched Access Service (Cont'd)6.4 Transmission Specifications (Cont'd)6.4.1 Standard Transmission Specifications (Cont'd)(B) Type B Transmission Specifications (Cont'd)(5) Echo Control

Echo Control, identified as Impedance Balance for FGA, FGB, CSL BSA and CST BSA - Option 1 and Equal Level Echo Path Loss for FGC, FGD and CST BSA - Option 2 and 3 and expressed as Echo Return Loss (ERL) and Singing Return Loss (SRL), is dependent on the routing, i.e., whether the service is routed directly from the customer's point of termination (POT) to the end office or via an access tandem. The ERL and SRL also differ by Switched Access Service Arrangement, type of termination, and type of transmission path. They are greater than or equal to the following:

	<u>Echo Return Loss</u>	<u>Singing Return Loss</u>
POT to Access Tandem		
- Terminated in		
4-Wire trunk	21 dB	14 dB
- Terminated in		
2-Wire trunk	16 dB	11 dB
POT to End Office		
- Direct	16 dB	11 dB
- Via Access Tandem		
For FGB or CST BSA -		
Option 1 access	8 dB	4 dB
For FGC or CST BSA -		
Option 2 access		
(Effective		
4-Wire trans-		
mission path		
at end office)	16 dB	11 dB
For FGC or CST BSA -		
Option 2 access		
(Effective		
2-Wire trans-		
mission path		
at end office)	13 dB	6 dB

ACCESS SERVICE

6. Switched Access Service (Cont'd)6.4 Transmission Specifications (Cont'd)6.4.1 Standard Transmission Specifications (Cont'd)(C) Type C Transmission Specifications

Type C Transmission Specifications are provided with the following parameters:

(1) Loss Deviation

The maximum Loss Deviation of the 1004 Hz loss relative to the Expected Measured Loss (EML) is ± 3.0 dB.

(2) Attenuation Distortion

The maximum Attenuation Distortion in the 404 to 2804 Hz frequency band relative to the loss at 1004 Hz is -2.0 dB to +5.5 dB.

(3) C-Message Noise

The maximum C-Message Noise for the transmission path at the route miles listed is less than or equal to:

<u>Route Miles</u>	<u>C-Message Noise*</u>	
	<u>Type C1</u>	<u>Type C2</u>
less than 50	32 dBrnCO	38 dBrnCO
51 to 100	33 dBrnCO	39 dBrnCO
101 to 200	35 dBrnCO	41 dBrnCO
201 to 400	37 dBrnCO	43 dBrnCO
401 to 1000	39 dBrnCO	45 dBrnCO

(4) C-Notch Noise

The maximum C-Notch Noise, utilizing a -16 dBmO holding tone is less than or equal to 47 dBrnCO.

* For Feature Groups C and D or CST BSA - Option 2 and 3, only Type C2 will be provided. for Feature Groups A and B, CSL BSA, and CST BSA - Option 1, Type C1 or C2 will be provided as set forth in Technical Reference TR-NWT-000334.

ACCESS SERVICE

6. Switched Access Service (Cont'd)6.4 Transmission Specifications (Cont'd)6.4.1 Standard Transmission Specifications (Cont'd)(C) Type C Transmission Specifications (Cont'd)(5) Echo Control

Echo Control, identified as Return Loss and expressed as Echo Return Loss and Singing Return Loss, is equal to or greater than the following:

	<u>Echo Return Loss</u>	<u>Singing Return Loss</u>
POT to End Office - Direct	13 dB	6 dB

ACCESS SERVICE

6. Switched Access Service (Cont'd)6.4 Transmission Specifications (Cont'd)6.4.2 Data Transmission Parameters

Two types of Data Transmission Parameters, i.e., Type DA and Type DB, are provided for the Switched Access Service Arrangements. The specific applications in terms of the Switched Access Service Arrangements with which they are provided are set forth in 6.2.1(C), 6.2.2(C), 6.2.3(C), 6.2.4(C), 6.2.5(C), 6.2.7(C), 6.2.8(C) and 6.2.9(C) preceding. Following are descriptions of each.

(A) Data Transmission Parameters Type DA(1) Signal to C-Notched Noise Ratio

The Signal to C-Notched Noise Ratio is equal to or greater than 33 dB.

(2) Envelope Delay Distortion

The maximum Envelope Delay Distortion for the frequency bands and route miles specified is:

604 to 2804 Hz

less than 50 route miles	500 microseconds
equal to or greater than 50 route miles	900 microsecond

1004 to 2404 Hz

less than 50 route miles	200 microseconds
equal to or greater than 50 route miles	400 microseconds

(3) Impulse Noise Counts

The Impulse Noise Counts exceeding a 65 dBrnCO threshold in 15 minutes is no more than 15 counts.

ACCESS SERVICE

6. Switched Access Service (Cont'd)6.4 Transmission Specifications (Cont'd)6.4.2 Data Transmission Parameters (Cont'd)(A) Data Transmission Parameters Type DA (Cont'd)(4) Intermodulation Distortion

The Second Order (R2) and Third Order (R3) Intermodulation Distortion products are equal to or greater than:

Second Order (R2)	33 dB
Third Order (R3)	37 dB

(5) Phase Jitter

The Phase Jitter over the 4-300 Hz frequency band is less than or equal to 5° peak-to-peak.

(6) Frequency Shift

The maximum Frequency Shift does not exceed -2 to +2 Hz.

(B) Data Transmission Parameters Type DB(1) Signal to C-Notched Noise Ratio

The signal to C-Notched Noise Ratio is equal to or greater than 30 dB.

ACCESS SERVICE

6. Switched Access Service (Cont'd)6.4 Transmission Specifications (Cont'd)6.4.2 Data Transmission Parameters (Cont'd)(B) Data Transmission Parameters Type DB (Cont'd)(2) Envelope Delay Distortion

The maximum Envelope Delay Distortion for the frequency bands and route miles specified is:

604 to 2804 Hz

less than 50 route miles	800 microseconds
equal to or greater than 50 route miles	1000 microseconds

1004 to 2404 Hz

less than 50 route miles	320 microseconds
equal to or greater than 50 route miles	500 microseconds

(3) Impulse Noise Counts

The Impulse Noise Counts exceeding a 67 dBnCO threshold in 15 minutes is no more than 15 counts.

(4) Intermodulation Distortion

The Second Order (R2) and Third Order (R3) Intermodulation Distortion products are equal to or greater than:

Second Order (R2)	31 dB
Third Order (R3)	34 dB

(5) Phase Jitter

The Phase Jitter over the 4-300 Hz frequency band is less than or equal to 7° peak-to-peak.

(6) Frequency Shift

The maximum Frequency Shift does not exceed -2 to +2 Hz.

ACCESS SERVICE

6. Switched Access Service (Cont'd)6.5 Obligations of the Telephone Company

In addition to the obligations of the Telephone Company set forth in 2. Preceding, the Telephone Company has certain other obligations pertaining only to the provision of Switched Access Service. These obligations are as follows:

6.5.1 Network Management

The Telephone Company will administer its network to insure the provision of acceptable service levels to all telecommunications users of the Telephone Company's network services. Generally, service levels are considered acceptable only when both end users and customers are able to establish connections with little or no delay encountered within the Telephone Company network. The Telephone Company maintains the right to apply protective controls, i.e., those actions, such as call gapping, which selectively cancel the completion of traffic, over any traffic carried over its network, including that associated with a customer's Switched Access Service. Generally, such protective measures would only be taken as a result of occurrences such as failure or overload of Telephone Company or customer facilities, natural disasters, mass calling or national security demands. In the event that the protective controls applied by the Telephone Company result in the complete loss of service by the customer, the customer will be granted a Credit Allowance for Service Interruption as set forth in Section 2.8.1.1(B)(3) preceding.

ACCESS SERVICE

6. Switched Access Service (Cont'd)6.5 Obligations of the Telephone Company6.5.2 Design and Traffic Routing of Tandem Switched Trunks

For Tandem Switched Access Service when ordered in busy hour minutes of capacity, the Telephone Company shall design and determine the selection of facilities from the access tandem to the subtending end offices. The Telephone Company shall also decide if capacity is to be provided by originating only, terminating only, or two-way trunk groups. Finally, the Telephone Company will decide whether trunk side access will be provided through the use of two-wire or four-wire trunk terminating equipment. Selection of facilities and equipment are based on standard engineering methods and available facilities and equipment. If the customer desires directionality different from that determined by the Telephone Company, the Telephone Company will work cooperatively with the customer in determining the directionality of the service.

For Tandem Switched Trunks, the customer desired directionality and/or traffic routing of the Switched Access Service between the serving wire center of the customer's premises, multiplexing node or virtual collocation arrangement and the entry switch are specified on the customer's order for service. Additionally, for Feature Group B or CST BSA - Option 1 the customer may order the optional feature Customer Specification of Local Transport Termination.

ACCESS SERVICE

6. Switched Access Service (Cont'd)6.5 Obligations of the Telephone Company (Cont'd)6.5.3 Provision of Service Performance Data

Subject to availability, end-to-end service performance data available to the Telephone Company through its own service evaluation routines, may also be made available to the customer based on previously arranged intervals and format. These data provide information on overall end-to-end call completion and non-completion performance, e.g., customer equipment blockage, failure results and transmission performance. These data do not include service performance data which are provided under other tariff sections, e.g., testing service results. If data are to be provided in other than paper format, the charges for such provision of information will be determined on an individual case basis.

6.5.4 Trunk Group Measurement Reports

Subject to availability, the Telephone Company will make available trunk group data in the form of usage in CCS, peg count and overflow, to the customer based on previously agreed to intervals.

ACCESS SERVICE

6. Switched Access Service (Cont'd)

6.5 Obligations of the Telephone Company (Cont'd)

6.5.5 Determination of Number of End Office Transport Terminations (End Office Trunk Ports)

For analog entry switches, a termination will be provided for each transmission path provided. For digital entry switches, an equivalent termination will be provided for each transmission path provided.

ACCESS SERVICE

6. Switched Access Service (Cont'd)6.5 Obligations of the Telephone Company (Cont'd)6.5.6 Design Blocking Probability

The Telephone Company will monitor the facilities used in the provision of Switched Access Service to meet the blocking probability criteria as set forth in (A) through following.

- (A) For Feature Group A, Feature Group B, CSL BSA, and CST BSA - Option 1 not used to provision 900 Access Service, and for CST BSA - Option 4 no design blocking criteria apply. For Feature Group B or CST BSA - Option 1 used to provision 900 Access Service, the design blocking objective will be no greater than one percent (.01)* between the point of termination at the customer's premises, multiplexing node or virtual collocation arrangement and the Telephone Company office at which the customer identification function is performed.
- (B) For Feature Group C or CST BSA - Option 2, the design blocking objective will be no greater than one percent (.01)* between the point of termination at the customer's premises or multiplexing node and the first point of switching when traffic is directly routed without an alternate route. Standard traffic engineering methods will be used by the Telephone Company to determine the number of transmission paths required to achieve this level of blocking.
- (C) For Feature Group D or CST BSA - Option 3, the design blocking objective will be no greater than one percent (.01)* between the point of termination at the customer's premises, multiplexing node or virtual collocation arrangement and the end office switch, whether the traffic is directly routed without an alternate route or routed via an access tandem. Standard traffic engineering methods as set forth in Special Report SR-EOP-000191, Issue No. 1, Trunk Traffic Engineering Concepts and Applications, will be used by the Telephone Company to determine the number of transmission paths required to achieve this level of blocking.

* In the event of 900 Access Service media stimulated calling, the design blocking objective of no greater than (.01) percent will not be guaranteed.

ACCESS SERVICE

6. Switched Access Service (Cont'd)6.5 Obligations of the Telephone Company (Cont'd)6.5.6 Design Blocking Probability (Cont'd)

(D) The Telephone Company will perform routine measurement functions for the capacity ordered, whether ordered in lines, trunks or BHMCs, in accordance with Telephone Company design blocking criteria to assure that an adequate number of transmission paths are in service. The Telephone Company will recommend that additional capacity (i.e., busy hour minutes of capacity, lines or trunks) be ordered by the customer when additional paths are required to reduce the measured blocking level to the designed blocking level. For the Feature Group C, D or CST BSA - Option 2 or 3 capacity ordered, the design blocking objective is assumed to have been met if the routine measurements show that the measured blocking does not exceed the thresholds listed in the following tables.

- (1) For transmission paths carrying only first routed traffic directly between an end office and customer's premises or multiplexing node without an alternate route, and for paths carrying only overflow traffic, the measured blocking thresholds are as follows:

Number of Transmission Paths Paths <u>Per Trunk Group</u>	Measured Blocking Thresholds in the Time Consistent Busy Hour for the Number of Measurements <u>Per Trunk Group</u>			
	15-20 <u>Measurements</u>	11-14 <u>Measurements</u>	7-10 <u>Measurements</u>	3-6 <u>Measurements</u>
2	.070	.080	.090	.140
3	.050	.060	.070	.090
4	.050	.060	.070	.080
5-6	.040	.050	.060	.070
7 or more	.030	.035	.040	.060

ACCESS SERVICE

6. Switched Access Service (Cont'd)6.5 Obligations of the Telephone Company (Cont'd)6.5.6 Design Blocking Probability (Cont'd)

(D) (Cont'd)

- (2) For transmission paths carrying first routed traffic between an end office and customer's premises or multiplexing node via an access tandem, the measured blocking thresholds are as follows:

Number of Transmission Paths Paths	Measured Blocking Thresholds in the Time Consistent Busy Hour for the Number of Measurements			
	<u>Per Trunk Group</u>	<u>Per Trunk Group</u>	<u>Per Trunk Group</u>	<u>Per Trunk Group</u>
	15-20 <u>Measurements</u>	11-14 <u>Measurements</u>	7-10 <u>Measurements</u>	3-6 <u>Measurements</u>
2	.045	.055	.060	.095
3	.035	.040	.045	.060
4	.035	.040	.045	.055
5-6	.025	.035	.040	.045
7 or more	.020	.025	.030	.040

ACCESS SERVICE

6. Switched Access Service (Cont'd)6.6 Obligations of the Customer

In addition to the obligations of the customer set forth in Section 2. preceding, the customer has certain specific obligations pertaining to the use of Switched Access Service: These obligations are as follows:

6.6.1 Facility Requirements

When ordering Switched Access Service, the customer must, at a minimum, specify the Local Transport Entrance Facility, either existing or new, to be used and whether Direct Trunked Transport or Tandem Switched Transport is to be furnished. When Direct Trunked Transport is to be furnished, the customer must also specify the Direct Trunked Transport to be used, either existing or new.

6.6.2 Determination of Number of Transmission Paths

For Feature Group A or CSL BSA and Feature Group B or CST BSA - Option 1 which are ordered on a per line or per trunk basis respectively, and Feature Group D, CST BSA Option 4 when ordered on a per trunk basis, the customer specifies the Entrance Facility, the Direct Trunked Transport, if applicable, and the number of transmission paths in the order for service. A transmission path is a communication path within the frequency bandwidth of approximately 300 to 3000 Hz or a derived communication path of a frequency bandwidth of approximately 300 Hz to 3000 Hz provided over a high frequency analog facility or a high speed digital facility between a customer's premises or multiplexing node and a Telephone Company location.

For CCSA signaling connections, the number of transmission paths must be ordered in multiples of 2 or 4. If the CCSA signaling connection is ordered to a customer's STP, a multiple of 4 transmission paths must be ordered. If the CCSA signaling connection is ordered to a customer's Signaling Point (SP), a multiple of 2 transmission paths must be ordered.

ACCESS SERVICE

6. Switched Access Service (Cont'd)6.6 Obligations of the Customer (Cont'd)6.6.3 Report Requirements

Customers are responsible for providing the following reports to the Telephone Company, when applicable.

(A) Jurisdictional Reports

When a customer orders Switched Access Service for both interstate and intrastate use, the customer is responsible for providing reports as set forth in 2.3.10(A) and (B) preceding. Charges will be apportioned in accordance with those reports. The method to be used for determining the interstate charges is set forth in 2.3.11 preceding.

(B) Code Screening Reports

When a customer orders service class routing, it must report the number of trunks and/or the appropriate codes to be instituted in each end office or access tandem switch, for each of the arrangements ordered.

(C) [Reserved for Future Use](D) 900 Access Service Report Requirements

The Telephone Company will administer its network in such a manner that the impact of traffic surges due to peaked 900 Access Service traffic on other access service traffic is minimized. The Telephone Company may, at its option, implement network management controls (e.g., call gapping) to ensure acceptable service levels as defined in Section 6.5.1.

In order to ensure deployment of adequate protective controls, customers must provide notice of 900 media stimulated calling events to the Telephone Company at least two (2) business days prior to the event. The Telephone Company will work cooperatively with the customer to determine the appropriate level of such controls.

A customer's failure to notify the Telephone Company, as stated above, may result in a discontinuance of service as specified in Section 2.1.8 preceding.

ACCESS SERVICE

6. Switched Access Service (Cont'd)6.6 Obligations of the Customer (Cont'd)6.6.4 Supervisory Signaling

The customer's facilities shall provide the necessary on-hook, off-hook, answer and disconnect supervision.

6.6.5 Trunk Group Measurement Reports

With the agreement of the customer, trunk group data in the form of usage in CCS, peg count and overflow for its end of all access trunk groups, where technologically feasible, will be made available to the Telephone Company. These data will be used to monitor trunk group utilization and service performance and will be based on previously arranged intervals and format.

6.6.6 Design of Switched Access Services

When a customer orders Switched Access Service on a per line or per trunk basis, the customer shall take reasonable steps to assure that sufficient access services have been ordered to handle its traffic.

6.6.7 Tandem Switching Providers

When the Tandem Signaling Option is ordered with the SS7 Signaling Option, the Tandem Switching Provider must set the Texm d timer to a value no greater than 300 milliseconds.

When tandem routed service is provided by a Tandem Switching Provider, and the customer(s) of record for the terminating switched access usage charges is the Tandem Switching Provider, the terminating minutes of use provided through the Tandem Switching Provider location are the responsibility of the Tandem Switching Provider. At the Tandem Switching Provider's request, the Telephone Company will bill each of the Tandem Switching Provider's customers directly for their respective usage, if the Tandem Switching Provider agrees to furnish the Telephone Company, free of charge, the call detail information necessary to bill its customers. [The Tandem Switching Provider shall submit this information to the Telephone Company daily] via Network Data Mover (NDM) electronic transmission in industry standard EMI format as set forth in BR-190402-215 and BR-010200-010. If the Tandem Switching Provider fails to provide the call detail information or fails to provide the information in the required format within thirty (30) days from the call activity date, then the Tandem Switching Provider will be billed for that day's usage. Where the total usage measured by the Telephone Company differs from the total amount of usage provided by the Tandem Switching Provider's detail information, the Telephone Company will work cooperatively with the Tandem Switching Provider to resolve the discrepancies.

The Tandem Switching Provider must retain documentation in support of the billing information for a period of fifteen (15) months after submission of the billing data to the Telephone Company. The Telephone Company reserves the right to audit the billing information upon thirty (30) days' notice to the Tandem Switching Provider. In the event of a discrepancy, if final agreement cannot be reached, charges will be billed based on the results of the audit.

ACCESS SERVICE

6. Switched Access Service (Cont'd)6.6 Obligations of the Customer (Cont'd)

6.6.8 Call Signaling

Depending on the signaling system used by the customer in its network, the customer's facilities shall transmit the following call signaling information to the Telephone Company on traffic the customer's end users originate which is handed off for termination on the Telephone Company's network.

(A) Signaling System 7 (SS7) Signaling

When the customer uses SS7 signaling, it will transmit the Calling Party Number (CPN) or, if different from the CPN, the Charge Number (CN) information in the SS7 signaling stream.

(B) Multi-Frequency (MF) Signaling

When the customer uses MF signaling, it will transmit the number of the calling party or, if different from the number of the calling party, the Charge Number (CN) information in the MF Automatic Number Identification (ANI) field.

(C) Internet Protocol (IP) Signaling

When the customer uses IP signaling, it will transmit the telephone number of the calling party or, if different from the telephone number, the billing number of the calling party.

ACCESS SERVICE

6. Switched Access Service (Cont'd)6.7 Rate Regulations

This section contains the specific regulations governing the rates and charges that apply for Switched Access Service.

6.7.1 Description and Application of Rates and Charges

There are three types of rates and charges that apply to Switched Access Service. These are monthly rates, usage rates and nonrecurring charges. Monthly rates and nonrecurring charges are applied as set forth in (A) and (C) following.

Usage rates applied on a per access minute basis are applied differently to the various rate elements as set forth in (D) following.

(A) Monthly Rates

Monthly rates are flat recurring rates that apply each month or fraction thereof that an Entrance Facility, a Direct Trunked Transport Switched Access Service, a Dedicated Tandem Trunk Port, Dedicated End Office Trunk Port, certain dedicated multiplexing functions, chargeable optional features or certain basic service elements are provided. For billing purposes, each month is considered to have 30 days.

In the states where Expanded Interconnection has become operational, certain monthly rates for DS1 and DS3 Entrance Facility Standard Channel Terminations, DS1 and DS3 Direct Trunked Transport Switched Access Service and certain chargeable Optional Features or basic service elements are arranged in pricing zones. The pricing zone for each serving wire center in the states where Expanded Interconnection has become operational is specified in the NATIONAL EXCHANGE CARRIER ASSOCIATION, INC. TARIFF F.C.C. NO. 4.

When a customer's designated premises is served by a serving wire center located in a state other than the state in which the customer's designated premises is located, the rates for Switched Access Services for such customer shall be the Switched Access Service rates then in effect for the serving wire center from which the customer is served.

ACCESS SERVICE

6. Switched Access Service (Cont'd)6.7 Rate Regulations (Cont'd)6.7.1 Description and Application of Rates and Charges (Cont'd)(A) Monthly Rates (Cont'd)

When a customer's designated premises utilizes IDSR or DSR Switched Access Service or SONET Service for its Switched Access entrance, the application of monthly rates for the IDSR, DSR, or SONET Service being provided are set forth in Sections 26 or 34.1 following, respectively.

When an Entrance Facility is provided to an Expanded Interconnection multiplexing node or virtual collocation arrangement, an Office Channel Termination(OCT) or Virtual Office Channel Termination(VOCT) recurring rate as set forth in Section 31.6 or 31.26.5 following applies in all states.

In addition, monthly rates for DS3 Entrance Facility Standard Channel Terminations apply on a tapered schedule as set forth in Section 31.6 in those states where Expanded Interconnection has become operational and either:

- a total within the state of 100 DS1 equivalent Entrance Facility Office Channel Termination have been provided in the Zone 1 serving wire centers, access tandems or remote nodes in that state or;
- an average of 25 DS1 equivalent Entrance Facility Office Channel Terminations have been provided per Zone 1 serving wire center, access tandem or remote node in that state.

ACCESS SERVICE

6. Switched Access Service (Cont'd)6.7 Rate Regulations (Cont'd)6.7.1 Description and Application of Rates and Charges (Cont'd)(A) Monthly Rates (Cont'd)

Based on the above requirements, a tapered schedule for DS3 Entrance Facility Standard Channel Terminations is available in all states.

The rate to be billed for each channel termination is based on a count of the total eligible Switched and Special Access channel terminations that are in service and in billing at the end of the bill period whether provided on a month to month basis, under one or more discount plans or a combination of both.

The following Switched and Special Access channel termination rate elements are eligible for inclusion in the Telephone Company's monthly count:

- DS3 Switched Access Entrance Facilities standard channel terminations (electrical);
- DS3 Switched Access Entrance Facilities standard channel terminations (optical);
- 44.736 Mbps High Capacity Special Access Service standard channel terminations (electrical) at a primary premises as described in Section 7.4.9(A)(1) following; and
- 44.736 Mbps High Capacity Special Access Service standard channel terminations (optical) at a primary premises.

ACCESS SERVICE

6. Switched Access Service (Cont'd)6.7 Rate Regulations (Cont'd)6.7.1 Description and Application of Rates and Charges (Cont'd)(A) Monthly Rates (Cont'd)

Once a month, the Telephone Company will count all eligible DS3 Switched Access Entrance Facility channel terminations that are in service between the same two locations (e.g., a customer designated premises and the same serving wire center). If that customer designated premises is a primary premises for Special Access Service as defined in Section 7.4.9(A)(1) following, the Telephone Company will also count all eligible 44.736 Mbps High Capacity Special Access Services that are in service. The results are added to obtain the total count for a particular customer designated premises and determine the applicable rate band. This step is repeated for each customer designated premises.

When a facility carries both Switched and Special Access Service under a Shared Use Arrangement as set forth in 5.2.7 preceding, each channel termination will be counted as either Switched Access or Special Access only, depending on the type of facility originally ordered, but the total number of such circuits will be counted in determining the rate band charged.

The Telephone Company will conduct its count on the first day of each month to use for the next month's billing.

ACCESS SERVICE

6. Switched Access Service (Cont'd)6.7 Rate Regulations (Cont'd)6.7.1 Description and Application of Rates and Charges (Cont'd)(A) Monthly Rates (Cont'd)

For example, the Telephone Company's total DS3 count for a customer on the first day of December is 16. A customer has six eligible DS3 Switched Access Entrance Facilities and ten eligible High Capacity 44.736 Mbps Special Access Service channel terminations in service at its premises. The applicable rate band for each category (Switched or Special) of channel terminations is band 16. In December, each of the six DS3 Switched Access Entrance Facilities is billed at the then effective rate under band 16 (for Switched Access) and each of the ten High Capacity 44.736 Mbps Special Access Services is billed at the then effective rate under band 16 (for Special Access).

The rate band determined by the last count taken shall be used to calculate all charges incurred by and credits due to the customer for DS3 Switched Access Service Entrance Facility channel terminations established or discontinued during the preceding billing period. The count will not be adjusted for any reason for service order activity occurring after the count is made, including services that were installed prior to the count but were not in billing when the count was taken.

Monthly rates for IntelliBeam Optical Transport Service are billed at Category I or Category II rates in accordance with 6.2.14(D)(8) preceding.

ACCESS SERVICE

6. Switched Access Service (Cont'd)6.7 Rate Regulations (Cont'd)6.7.1 Description and Application of Rates and Charges (Cont'd)(B) Usage Rates

Usage rates are rates that apply only when a specific rate element is used. These are applied on a per access minute, per call or per attempt basis. Usage rates are accumulated over a monthly period.

Usage rates for FGD or CST BSA-Option 3 equipped with Switched Wideband Capability will apply on a per trunk basis. The rates will be determined by multiplying the number of measured access minutes for the call, either originating or terminating, by the number of 64 kbps trunks used to establish the n x 64 kbps call.

In the states where Expanded Interconnection has become operational, usage rates for Tandem Switched Transport Service are arranged in pricing zones. The pricing zone for each serving wire center in the states where Expanded Interconnection has become operational is specified in the NATIONAL EXCHANGE CARRIER ASSOCIATION, INC. TARIFF F.C.C. NO. 4.

When a customer's designated premises is served by a serving wire center located in a state other than the state in which the customer's designated premises is located, the rates for Switched Access Services for such customer shall be the Switched Access Service rates then in effect for the serving wire center from which the customer is served.

When terminating tandem routed traffic is received from a Tandem Switching Provider, switched access usage charges for the terminating minutes of use to each end office from the Tandem Switching provider's location will be billed in the following manner:

ACCESS SERVICE

6. Switched Access Service (Cont'd)6.7 Rate Regulations (Cont'd)6.7.1 Description and Application of Rates and Charges (Cont'd)(B) Usage Rates (Cont'd)

- (1) If the Tandem Switching Provider is not the customer of record, the customer of record, i.e., the customer who ordered the facilities to the Tandem Switching Provider's location, or the customer on whose behalf the Tandem Switching Provider has ordered the facilities as agent for the customer, will be billed for all terminating switched access usage charges. A letter of agency signed by both the Tandem Switching Provider and the Tandem Switching Provider's customer will be required.
- (2) If the Tandem Switching Provider is the customer of record for facilities to the Tandem Switching Provider's location, the terminating switched access usage charges are the responsibility of the Tandem Switching Provider. At the Tandem Switching Provider's request, the Telephone Company will bill each of the Tandem Switching Provider's customers directly for their respective switched access usage charges, if the Tandem Switching Provider agrees to furnish the Telephone Company, free of charge, the call detail information necessary to bill the Tandem Switching Provider's customers, as set forth in Section 6.6.7 preceding.

ACCESS SERVICE

6. Switched Access Service (Cont'd)6.7 Rate Regulations (Cont'd)6.7.1 Description and Application of Rates and Charges (Cont'd)(C) Nonrecurring Charges

Nonrecurring charges are one-time charges that apply for a specific work activity (i.e., installation or change to an existing service). The types of nonrecurring charges that apply for Switched Access Service are: installation of service, installation of optional features or basic service elements, and service rearrangements.

In the states where Expanded Interconnection has become operational, nonrecurring charges for DS1 or DS3 Entrance Facility Standard Channel Terminations, certain Optional Features or basic service elements and mid-links are arranged in pricing zones. The pricing zone for each serving wire center in the states where Expanded Interconnection has become operational is specified in the NATIONAL EXCHANGE CARRIER ASSOCIATION, INC. Tariff F.C.C. No. 4.

When a customer's designated premises is served by a serving wire center located in a state other than the state in which the customer's designated premises is located, the charges for Switched Access Services for such customer shall be the Switched Access Service charges then in effect for the serving wire center from which the customer is served.

When a customer's designated premises utilizes SONET Service for its Switched Access entrance, nonrecurring charges for the applicable SONET Service apply as set forth in Section 26. following.

When an Entrance Facility is provided to an Expanded Interconnection multiplexing node or virtual collocation arrangement, an Office Channel Termination or Virtual Office Channel Termination nonrecurring charge as set forth in Section 31.6 following applies.

ACCESS SERVICE

6. Switched Access Service (Cont'd)

6.7 Rate Regulations (Cont'd)

6.7.1 Description and Application of Rates and Charges (Cont'd)

(C) Nonrecurring Charges (Cont'd)

When an Entrance Facility is provided to a physical or virtual collocation arrangement, an Office Channel Termination or Virtual Office Channel Termination nonrecurring charge as set forth in Section 31.6 following applies.

ACCESS SERVICE

6. Switched Access Service (Cont'd)6.7 Rate Regulations (Cont'd)6.7.1 Description and Application of Rates and Charges (Cont'd)(C) Nonrecurring Charges(1) Installation of Service

Except as set forth in (3) following, a nonrecurring charge applies for the initial installation of an Entrance Facility and, if applicable, the initial installation of a Channel Mileage Mid-Link and multiplexer. For each Entrance Facility of the same type (i.e., Voice Grade, DS1) ordered at the same time, for the same date and from the same customer premises, multiplexing node or virtual collocation arrangement to the same serving wire center, the applicable Channel Termination nonrecurring charge will apply on a first and additional basis.

The Local Switching nonrecurring charge applies to each Switched Access Service line or trunk installed.

For Switched Access Service ordered on a busy hour minutes of capacity basis (i.e., Tandem Switched Transport), the Local Switching nonrecurring charge is also applied on a per trunk basis, but the charge applies only when the capacity ordered requires the installation of an additional trunk.

The nonrecurring charge for CCSA STP Links is applied per link connection.

The nonrecurring charge for Dedicated Links used in the provision of Night Transfer, SMDI or Trunk Group Make Busy BSEs is applied per link connection.

The nonrecurring charge for TRS Equal Access Interconnection is applied per interconnection.

When service is added to a Commitment Discount Plan, the channel termination nonrecurring charge which applies is the lesser of (i) the applicable nonrecurring charge as specified in Section 31. following or (ii) \$1.00.

ACCESS SERVICE

6. Switched Access Service (Cont'd)6.7 Rate Regulations (Cont'd)6.7.1 Description and Application of Rates and Charges (Cont'd)(C) Nonrecurring Charges (Cont'd)(1) Installation of Service (Cont'd)

Nonrecurring charges also apply for the installation of 900 Access Service. These charges apply on a per LATA basis. A Service Establishment Charge applies to set up 900 Access Service within a LATA. The Service Establishment Charge includes the activation of one NXX code. A separate nonrecurring charge applies for the addition of each additional NXX code in the same LATA coincident with the establishment of service. When the 0+900 Option is added coincident with the initial installation of 900 Access Service or is added to existing 900 Access Service NXX codes, the 0+900 Option Establishment Charge will apply on a per end office basis for each office within the LATA that requires modification to allow for 0+900+NXX-XXXX dialing. When the 0+900 Option is added to existing 900 Access Service NXX codes, the 0+900 Option Establishment Charge includes the activation of one NXX code with the LATA. The 900 Access Service Additional NXX code nonrecurring charge will apply to activate the 0+900 Option on each of the additional NXX codes within the LATA.

(2) Installation of Optional Features or Basic Service Elements

If a separate nonrecurring charge applies for the installation of an optional feature or BSE, the charge applies whether the feature is installed coincident with the initial installation of service or at any time subsequent to the initial installation of service.

For optional feature or BSEs without separate nonrecurring charges, the Local Switching nonrecurring charge will apply when optional features or BSEs are ordered subsequent to the initial installation.

ACCESS SERVICE

6. Switched Access Service (Cont'd)6.7 Rate Regulations (Cont'd)6.7.1 Description and Application of Rates and Charges (Cont'd)(C) Nonrecurring Charges (Cont'd)(3) Service Rearrangements (Cont'd)

Service rearrangements are changes to existing (installed) services which do not result in either a change in the minimum period requirements as set forth in 5.2.5 preceding or a change in the physical location of the point of termination at a customer's premises or a customer's end user's premises. Changes which result in the establishment of new minimum period obligations are treated as discontinuances of existing service and installations of new service. Changes in the physical location of the point of termination at a customer designated premises are treated as moves and are described and charged for as set forth in 6.7.5 following.

The charge to the customer for the service rearrangement is dependent on whether the change is administrative only in nature or involves an actual physical change to the service.

Administrative changes, as follow, will be made without charge(s) to the customer:

- Change of customer name;
- Change of customer or customer's end user premises address when the change of address is not a result of a physical relocation of equipment;
- Change in billing data (name, address, or contact name or telephone number);
- Change of agency authorization;
- Change of customer circuit identification;
- Change of billing account number;
- Change of customer test line number;

ACCESS SERVICE

6. Switched Access Service (Cont'd)

6.7 Rate Regulations (Cont'd)

6.7.1 Description and Application of Rates and Charges (Cont'd)

(C) Nonrecurring Charges (Cont'd)

(3) Service Rearrangements (Cont'd)

- Change of customer or customer's end user contact name or telephone number; and
- Change of jurisdiction.
- If, due to network considerations of the Telephone Company, it was impossible to combine 500, 800 or 900 Access Service traffic with a customer's other trunk side Switched Access Services, no charge shall be applied to combine the trunk groups when it becomes possible.

ACCESS SERVICE

6. Switched Access Service (Cont'd)6.7 Rate Regulations (Cont'd)6.7.1 Description and Application of Rates and Charges (Cont'd)(C) Nonrecurring Charges (Cont'd)(3) Service Rearrangements (Cont'd)

(a) Trunk Rearrangements

- If the change involves rearrangement of a customer's trunkside Switched Access Service Arrangement from direct routed to tandem routed, or from tandem routed to direct routed, a charge as set forth in Section 31.6 following shall apply for the customer requested rearrangement, provided all of the following conditions are met.
- The same customer premises or multiplexing node is maintained;
- The direct routed end office must subtend the tandem which service is being rearranged to or from;
- The Telephone Company will work cooperatively with the customer to determine the equivalent basis for the trunk rearrangements based on industry accepted engineering standards; and
- The orders to connect at the tandem or end office must be placed at the same time as the orders to disconnect from the end office or tandem. The due date for the disconnect order may not be more than 90 days after the due date for the connect order.

ACCESS SERVICE

6. Switched Access Service (Cont'd)

6.7 Rate Regulations (Cont'd)

6.7.1 Description and Application of Rates and Charges (Cont'd)

(C) Nonrecurring Charges (Cont'd)

(3) Service Rearrangements (Cont'd)

(c) Tandem Transport Type Rearrangements

- If the change involves Tandem Switched Transport changed to Direct Trunked Transport or vice versa, a charge as set forth in Section 31.6 following shall apply, provided that the equivalent number of facilities are changed and the access tandem and customer premises or multiplexing node remain the same.

ACCESS SERVICE

6. Switched Access Service (Cont'd)6.7 Rate Regulations (Cont'd)6.7.1 Description and Application of Rates and Charges (Cont'd)(C) Nonrecurring Charges (Cont'd)

(3) Service Rearrangements (Cont'd)

(d) Traffic Type Rearrangements

- If the customer requests a change from originating only or terminating only traffic type to two-way traffic type (i.e., originating and terminating), a charge as set forth in Section 31.6 shall apply provided the same customer premises or multiplexing node is maintained.

(e) Rearrangements onto existing IDSR/DSR/DS3/DS1 Facilities or SONET Service

- Rearrangements of Switched Access Services onto an existing Switched Access IDSR, DSR, DS3 or DS1 Facility or SONET Service will be subject to the rearrangement charge set forth in Section 31.6 provided the same customer designated premises and end points of the underlying Switched Access Services remain the same.

All other service rearrangements will be subject to the regulations set forth following.

- Subsequent to the initial installation of 900 Access Service or the 0+900 Option, any addition or deletion of a 900 Access Service NXX will be charged for as set forth following. A nonrecurring charge applies for the first NXX code added or deleted and a separate nonrecurring charge applies for each additional NXX code added or deleted at the same time in the same LATA on the same order. For the deletion of the 0+900 Option, the 900 Access Service Subsequent Order Initial and Additional NXX code nonrecurring charge will apply per NXX to deactivate 0+900+NXX-XXXX dialing. The 0+900 Option must be deleted from all NXX codes provided within a LATA. The charges are as set forth in 31.6 following.

ACCESS SERVICE

6. Switched Access Service (Cont'd)6.7 Rate Regulations (Cont'd)6.7.1 Description and Application of Rates and Charges (Cont'd)(C) Nonrecurring Charges (Cont'd)

(3) Service Rearrangements (Cont'd)

(e) (Cont'd)

- If the change involves the rearrangement of existing Switched Access Services from a digital Interface Group to another capable of a higher bit rate (e.g., from Interface Group 6 to Interface Group 9), to a multiplexed 44.736 Mbps High Capacity facility, to an IDSR, DSR, multiplexed IntelliBeam Broadband Transport or IntelliBeam Entrance Facility, the Digital to Digital rearrangement charge set forth in 31.6 following will apply per Interface Group with the lower bit rate capability. No charge applies to the individual Switched Access Services provided within the Interface Group unless the customer changes the service type or changes only a portion of the individual services from one Interface Group to the other, in which case the appropriate nonrecurring charge for each change will apply.
- If the change involves the rearrangement of an IntelliBeam Broadband Transport (IBT) service that is terminated with a 2-fiber interface into an IBT service that is terminated with a 4-fiber interface or vice versa, a Fiber Interface Rearrangement Charge as set forth in Section 31.26.5(B)(5)(a) following applies.
- If the change involves the rearrangement of the manner a multiplexing node of IBT service is configured which involves a DS1 Port and/or a DS3/STS1 Port, a Multiplexing Node Mapping Rearrangement Charge as set forth in Section 31.26.5(B)(5)(b) following applies. An example of a change in service configuration on an IBT OC3 node would be a change in the mapping of an existing channel(s) on that node. For instance, if the existing channel on the IBT OC3 node is an STS1 that is DS3 mapped, the node could be rearranged such that the mapping for that STS1 is changed to 28 DS1s that are Virtual Tributary mapped (VT-1.5). In this case a Multiplexing Node Mapping Rearrangement Charge as set forth in Section 31.26.5(B)(5)(b) following applies. Service configuration options for IBT channels are delineated in Section 26.1.5(A) following. The Multiplexing Node Mapping Rearrangement Charge applies for each multiplexing node of the IBT service configured and not on a per channel basis within the IBT service.

ACCESS SERVICE

6. Switched Access Service (Cont'd)6.7 Rate Regulations (Cont'd)6.7.1 Description and Application of Rates and Charges (Cont'd)(C) Nonrecurring Charges (Cont'd)(3) Service Rearrangements (Cont'd)

- If the change involves the rearrangement of an existing Telephone Company provided Switched Access Service Feature Group B, C or D Service into a Telephone Company provided Switched Access Service under an Expanded Interconnection Arrangement, or from one Telephone Company provided Expanded Interconnection Arrangement to another within the same Telephone Company serving wire center, access tandem or remote node, an Interconnection Rearrangement Charge as set forth in 31.6.1(J)(8)(a) following will apply for each service reconfigured.
- If the change involves the rearrangement of a Telephone Company provided Switched Access Feature Group B, C or D provided under an Expanded Interconnection Arrangement to a Telephone Company provided Switched Access Service an Interconnection Rearrangement Charge as set forth in 31.6.1(J)(8)(b) following will apply for each service reconfigured.
- If the change involves the conversion of existing Feature Group D or CST BSA - Option 3 services with multifrequency address signaling to Feature Group D or CST BSA - Option 3 with the SS7 signaling option, a rearrangement charge, as set forth in 31.6.1 following will apply for the first trunk converted, and an additional trunk rearrangement charge, as set forth in 31.6.1 following will apply for each additional trunk ordered and converted at the same time.
- If the change involves a change of point code on Feature Group D or CST BSA - Option 3 with the SS7 signaling option, a rearrangement charge as set forth in 31.6.1 following will apply on a first and additional basis for all orders placed at the same time, between the same two points and for the same due date.

ACCESS SERVICE

6. Switched Access Service (Cont'd)6.7 Rate Regulations (Cont'd)6.7.1 Description and Application of Rates and Charges (Cont'd)(C) Nonrecurring Charges (Cont'd)(3) Service Rearrangements (Cont'd)

- If the change involves the conversion of existing Feature Group D or CST BSA - Option 3 services with multifrequency address signaling to Feature Group D or CST BSA - Option 3 with the SS7 signaling option, a rearrangement charge, as set forth in 31.6.1 following will apply for the first trunk converted, and an additional trunk rearrangement charge, as set forth in 31.6.1 following will apply for each additional trunk ordered and converted at the same time.
- If the change involves a change of point code of Feature Group D or CST BSA - Option 3 with the SS7 signaling option, a rearrangement charge as set forth in 31.6.1 following will apply on a first and additional basis for all orders placed at the same time, between the same two points and for the same due date.
- If the change involves the addition of an optional feature or BSE which has a separate nonrecurring charge, that nonrecurring charge will apply.
- If the change involves a modification to an existing FGD or CST BSA - Option 3 to include the provision of 64 kbps Clear Channel Capability, the Local Switching nonrecurring charge will apply per trunk.
- For all other changes, including the addition of, or modifications to, optional features or BSEs without separate nonrecurring charges, except when adding the Advanced Access Screening Capability to existing FGD or CST BSA-Option 3 trunks, the Local Switching nonrecurring charge will apply. When an optional feature or BSE is not required on each transmission path, but for an entire transmission path group, an end office or an access tandem switch, only one such charge will apply (i.e., it will not apply per transmission path).

ACCESS SERVICE

6. Switched Access Service (Cont'd)6.7 Rate Regulations (Cont'd)6.7.1 Description and Application of Rates and Charges (Cont'd)(C) Nonrecurring Charges (Cont'd)(3) Service Rearrangements (Cont'd)

- If the change involves a modification to a FGB, FGC, FGD or CST BSA – Option 1, 2 or 3 to include the initial provision of 900 Access Service in addition to non-900 Access Service traffic, the Local Switching nonrecurring charge will apply for service rearrangements on the existing trunks.

(4) Conversion of Feature Group Arrangements to Basic Serving Arrangements

Nonrecurring charges will not apply for the conversion of existing Feature Group Arrangements to a BSA equivalent with equivalent BSEs provided the conversion does not involve a change in the technical characteristics of the existing service. If the requested BSA conversion results in a change in the technical characteristics of the existing Feature Group Arrangement, nonrecurring charges may apply as set forth in (3) preceding.

(D) Application of Rates

Local Switching and certain Local Transport rates are applied either as premium rates or transitional rates.

The Local Transport Interconnection Charge is applied to all access minutes based upon the directionality of the traffic carried over the Switched Access Service and whether or not it is collocated (provided under an Expanded Interconnection arrangement at an end office). The originating Interconnection Charge rate will apply to all originating access minutes of use except those associated with calls placed to 700, 800 and 900 numbers. The terminating Interconnection Charge rate will apply to all terminating access minutes of use and all originating access minutes of use associated with calls placed to 700, 800 and 900 numbers.

ACCESS SERVICE

6. Switched Access Service (Cont'd)6.7 Rate Regulations (Cont'd)6.7.1 Description and Application of Rates and Charges (Cont'd)(D) Application of Rates (Cont'd)

The specific application of premium and transitional rates for a specific customer is dependent upon the Switched Access Service Arrangement and the availability of equal access capabilities in the end office to which the service is provided.

The following rules provide the basis for applying the premium and transitional rates.

- (1) Premium rates apply to all:
 - (a) FGC, FGD and CST BSA - Option 2, 3, and 4 access minutes;
 - (b) FGA, FGB, CSL BSA and CST BSA - Option 1 access minutes that originate from, or terminate at, end offices equipped with equal access (i.e., FGD or CST BSA - Option 3) capabilities, except end offices equipped with Minimum Divergence Access Service;
 - (c) Access minutes that originate from, or terminate at, end offices not equipped with equal access capabilities or end offices equipped with equal access capabilities or end offices equipped with Minimum Divergence Access Service capabilities, when the service is provided to customers which furnish interstate MTS/WATS; and
 - (d) 800 Access Service access minutes that originate from end offices not equipped with equal access capabilities when the customer elects to combine such traffic with its tandem routed FGD or CST BSA - Option 3 traffic.
- (2) Transitional rates (e.g., discounted access minute rates) apply to FGA, FGB, CSL BSA and CST BSA - Option 1 access minutes (measured or assumed) that originate from or terminate at
 - (a) End offices not equipped with equal access capabilities; or
 - (b) End offices equipped with Minimum Divergence Access Service except as set forth in (1)(c) preceding.

ACCESS SERVICE

6. Switched Access Service (Cont'd)6.7 Rate Regulations (Cont'd)6.7.1 Description and Application of Rates and Charges (Cont'd)(D) Application of Rates (Cont'd)

- (3) When FGA, FGB, CSL BSA or CST BSA - Option 1 Switched Access Service provided to an entry switch (i.e., dial tone office for FGA or CSL BSA and access tandem for FGB or CST BSA - Option 1) has usage originating from and/or terminating at both end offices that have been converted to equal access and end offices that have not been converted, the premium and transitional rates will apply for Switched Access Service in the following manner:
- (a) All access minutes that originate from or terminate at the equal access end office(s), and 800 Data Base Access Service access minutes originating from or terminating to end offices equipped with Minimum Divergence Access Service capabilities, will be billed at premium rates. Access minutes that originate from or terminate at end offices not equipped with equal access capabilities, or end offices not equipped with Minimum Divergence Access Service capabilities, hereinafter referred to as non-premium access minutes, will be billed at transitional rates. Transitional usage rates will apply to FGA, FGB, CSL BSA and CST BSA - Option 1 services as follows. The number of non-premium access minutes to be billed at transitional rates is derived by subtracting the number of premium rated access minutes from the total number of access minutes. Premium access minutes will be determined as set forth in (b) following.
- (b) The number of access minutes to be rated as premium access minutes is determined as follows.
- (i) Where measurement capability exists, and end office specific usage data is available, premium rates will apply to all access minutes originating from or terminating at equal access end offices, excluding non-800 access minutes originating from or terminating at end offices where Minimum Divergence Access Service is provided.

ACCESS SERVICE

6. Switched Access Service (Cont'd)6.7 Rate Regulations (Cont'd)6.7.1 Description and Application of Rates and Charges (Cont'd)(D) Application of Rates (Cont'd)

(3) (Cont'd)

(b) (Cont'd)

- (ii) Where measurement capability does not exist and/or end office specific usage data is not available, originating and/or terminating usage will be apportioned between premium and non-premium usage as described following. The usage to be apportioned will be the recorded usage or the assumed usage as set forth in 6.7.6 following. Such apportionment will be based on the ratio of the number of subscriber lines in the access area (i.e., local calling area or LATA or end offices subtending the access tandem, as appropriate) of the entry switch that are served by equal access end offices to the total number of subscriber lines in that access area. For purposes of this apportionment, lines served by Minimum Divergence Access Service end offices will be included in the count of equal access lines for billing of access minutes. The ratio thus developed is applied to the total measured or assumed originating or terminating FGA, FGB, CSL BSA, or CST BSA - Option 1 usage, as applicable, to determine the usage to be billed at premium rates, unless adjusted as set forth in (iii) following.

The ratios used to determine the premium usage will be updated on a quarterly basis. The ratios to be used for the succeeding quarter will be provided to the customer with the last bill rendered in the quarter or mailed separately within five working days after the first day of the new quarter (i.e., January, April, July and October). The Telephone Company will, upon request, furnish such detailed information as may reasonably be required for verification of ratios used to determine the premium usage.

ACCESS SERVICE

6. Switched Access Service (Cont'd)6.7 Rate Regulations (Cont'd)6.7.1 Description and Application of Rates and Charges (Cont'd)(D) Application of Rates (Cont'd)

(3) (Cont'd)

(b) (Cont'd)

(ii) (Cont'd)

For purposes of administering this provision: (1) subscriber lines are defined as exchange service lines and Centrex lines provided by the Telephone Company under its local and/or general exchange service tariff, (2) the access area is defined as the local calling area of the dial tone office for originating FGA or CSL BSA and the entire LATA for terminating FGA or CSL BSA, all end offices subtending the access tandem for originating and terminating FGB or CST BSA - Option 1, and (3) the local calling area of the dial tone office is as defined in the Telephone Company's local and/or general exchange service tariff.

- (iii) Where FGD or CST BSA - Option 3 Switched Access Service is provided to a customer in an end office(s) where FGA, FGB, CSL BSA or CST BSA - Option 1 premium access minutes have been determined in accordance with (ii) preceding, such premium access minutes will be adjusted in the following manner. For each FGD or CST BSA - Option 3 access minute (excluding FGD or CST BSA - Option 3 provided with SWITCHEDWAY Service Access Capability optional feature access minutes) originating from or terminating at that end office, the originating or terminating FGA, FGB, CSL BSA or CST BSA - Option 1 premium access minutes determined as set forth in (ii) preceding will be reduced on a one for one basis, but in no event shall the reduction exceed the total number of FGA, FGB, CSL BSA or CST BSA - Option 1 premium access minutes originating from or terminating at that end office. Originating FGD or CST BSA - Option 3 access minutes are used to reduce only originating FGA, FGB, CSL BSA or CST BSA - Option 1 premium access minutes. Terminating FGD or CST BSA - Option 3 access minutes are used to reduce only terminating FGA, FGB, CSL BSA or CST BSA - Option 1 premium access minutes. The customer will be billed for the revised number of premium access minutes.

ACCESS SERVICE

6. Switched Access Service (Cont'd)6.7 Rate Regulations (Cont'd)6.7.1 Description and Application of Rates and Charges (Cont'd)(D) Application of Rates (Cont'd)

- (4) Where originating and/or terminating recording capability does not exist for FGA, FGB, CSL BSA or CST BSA - Option 1 provided via Tandem Switched Transport to an entry switch and for originating CST BSA - Option 4, the number of access minutes will be assumed as set forth in 6.7.6. following.
- (5) For terminating CST BSA - Option 4 with the DNIS on 800 BSE, the rates and charges as set forth in Section 31.6.2(C) following will apply.

The Telephone Company will provide written notification to all access customers of record within a particular LATA that an end office in that LATA is scheduled to be converted to an equal access end office. This notification will be sent, via certified U.S. Mail, to each customer of record in the LATA where the conversion is scheduled to occur, at least six months in advance of the conversion date. The customer will have the choice of converting existing services to equal access (i.e., Feature Group D or CST BSA - Option 3) at no charge pursuant to the conditions set forth in 6.7.4 following or retaining the existing services. Except as set forth in 6.7.1(D)(2) preceding, premium rates will apply to the total access minutes beginning on the actual conversion date, whether the customer chooses to convert to FGD or CST BSA - Option 3 or retain existing services.

(E) Application of Local Transport Rates

For Switched Access Service Entrance Facilities, the rate applies on a recurring monthly basis for the capacity of the Entrance Facility (i.e., OC3, OC12, OC48, OC192, DS3, DS1, VG) ordered. These rates are set forth in Section 30.6 following for MSA pricing and 31.6 following for all other rates.

For IntelliBeam Entrance Facility Service, the STS1 rates apply on a recurring monthly basis for each STS1 arranged as Switched Access transport. Such rates are set forth in Section 31.26 following.

ACCESS SERVICE

6. Switched Access Service (Cont'd)6.7 Rate Regulations (Cont'd)6.7.1 Description and Application of Rates and Charges (Cont'd)(E) Application of Local Transport Rates (Cont'd)

- (1) [Reserved for Future Use].
- (2) For Direct Trunked Transport, the channel mileage applies on a fixed and per mile monthly basis. When the channel mileage is zero (i.e., the end office switch or WSO, as appropriate, and the customer's serving wire center are located in the same building, the channel mileage rates do not apply.
- (3) When Direct Trunked Transport is provided to an end office which is a host office, in addition to the appropriate channel mileage monthly rate, the customer will be billed the Host/Remote Transport Termination rate on a per minute of use basis and the Host/Remote Transport Facility rate on a per mile per minute basis for the transport of the call to or from a remote switching system (RSS) or a remote switching module (RSM). The mileage for the Host/Remote Transport Facility rate element will be measured from the host office to the RSS or RSM. The calculation of the mileage is as set forth in 6.7.11(F) following.
- (4) For Tandem Switched Transport, channel mileage applies on a fixed and per mile basis for the dedicated transport between the serving wire center and access tandem. Except for TRS access minutes, the per mile per minute Local Transport Facility and the per minute Local Transport Termination rates apply for the common transport from the access tandem to the end office. The per minute Tandem Switching and Transport Multiplexing rates apply to all minutes of use switched at the access tandem. The Channel Mileage and Local Transport Facility mileage calculation is as set forth in 6.7.11(H) following. In addition, a Dedicated Tandem Trunk Port rate applies on a monthly basis for every activated Direct Trunked Transport trunk which terminates on the serving wire center side of the access tandem. When the Tandem Switch is a Consolidated Communications Operating Company (CCOC) owned tandem and the common switched access minutes terminate to a CCOC end office, then the Tandem Switch rates will use the Terminating-Tandem End Office rates. If the Tandem is owned by a non-CCOC company or the common switched access minutes terminate to a non-CCOC end office, the Tandem Switch rates will use the Terminating Tandem-3rd Party rates. A Tandem Switching charge would be applicable at the tandem.
- (5) [Reserved for Future Use].

ACCESS SERVICE

6. Switched Access Service (Cont'd)6.7 Rate Regulations (Cont'd)6.7.1 Description and Application of Rates and Charges (Cont'd)(E) Application of Local Transport Rates (Cont'd)

(6) [Reserved for Future Use].

(7) When Tandem Switched Transport is provided to a remote end office, in addition to the rates set forth in (4) preceding for the transport from the tandem to the host office, the customer will be billed the Host/Remote Transport Termination rate per minute of use and the Host/Remote Transport Facility rate per mile per minute for the transport of the call to or from the remote switching system (RSS) or remote switching module (RSM). The mileage for the Host/Remote Transport Facility will be measured from the host office to the RSS or RSM. The calculation of the mileage is as set forth in 6.7.11(F) following.

(8) For Feature Group A or CSL BSA Access Services when the off-hook supervisory signaling is forwarded by the customer's equipment when the called party answers, the Local Transport Termination and Transport Multiplexing rates per minute of use and the Local Transport Facility rate per mile per minute will apply for the transport of the call from the dialtone office to the end office to which the traffic terminates or from which the traffic originates. The mileage for the Local Transport Facility will be measured from the dialtone office to the end office. The calculation of the mileage is as set forth in 6.7.11 following.

(9) For switched access services used in the provision of 800 Data Base Access where the originating end office does not have 888 or 877 SSP capability, and the customer must order Tandem Switched Transport to receive such traffic the Telephone Company will apply a rate adjustment factor to the Tandem Switching and Local Transport Termination minute of use rates and the Local Transport Facility per mile per minute rates, until the 888 or 877 SSP capability becomes available at the end office if the following criteria are met:

- SSP capability for 800 Data Base Access service already exists in the end office; and
- The customer has Direct Trunked Transport facilities in place at the end office.

ACCESS SERVICE

6. Switched Access Service (Cont'd)6.7 Rate Regulations (Cont'd)6.7.1 Description and Application of Rates and Charges (Cont'd)(E) Application of Local Transport Rates (Cont'd)

(9) (Cont'd)

The rate adjustment factor (RAF) will be applied to the tandem switched transport rates in the following manner:

<u>Rate Element</u>	<u>RAF</u>
Tandem Switching	12%
Local Transport Termination	42%
Local Transport Facility	71%

The resultant adjusted switched transport rates will then be applied to eligible 888 or 877 minutes on a monthly basis. If the customer is under a Tandem Switched Transport Service Discount Plan, the rate adjustment factors will be applied to the discounted Local Transport Termination and Local Transport Facility rates.

(F) Application of Common Channel Signaling Access (CCSA) Rates

The STP Link Termination rate applies on a per month basis. The STP Link Channel Mileage rate provides for the transmission facilities between the serving wire center associated with a Customer-designated premises and Telephone Company Central Office equipment necessary to terminate dedicated STP links as described in Section 6.1.3 above. This rate element applies on a fixed and per mile per month basis. The channel mileage rate will not apply if the mileage measurement between the STP locations is zero.

When the dedicated STP Link used to provide CCSA access is provisioned using an FSPOI, the Channel Mileage rate provides for the transmission facilities between the serving wire center associated with a Customer designated premises and the Telephone Company Central Office FSPOI equipment necessary to terminate the dedicated STP Link as described in Section 6.1.3 above.

(G) 800 Data Base Access Service Customer Identification Charge

The 800 Data Base Access Service Customer Identification Charge, as specified in 31.6 following, applies to each 800 Data Base Access Service call delivered to the customer. The charge is assessed to the customer on a per query basis and may consist of customer identification [i.e., Carrier Identification Code (CIC)], delivery of the dialed 800 ten-digit number, ANI, and the allowable area of service, designated by the customer, from which 800 calls can be received.

ACCESS SERVICE

6. Switched Access Service (Cont'd)6.7 Rate Regulations (Cont'd)6.7.1 Description and Application of Rates and Charges (Cont'd)(H) Enhanced Data Base Query 800 to POTS Number Translation Optional Feature

Unless the customer has an active Call Handling and Destination Feature, customers requesting delivery of a translated POTS telephone number will be assessed the 800 to POTS Number Translation rate on a per query basis. This rate includes the 800 Data Base Access Service Customer Identification Charge specified in (G) preceding. Enhanced Data Base Query rates are set forth in 31.6. following.

(I) Enhanced Data Base Query 800 Data Base Access Service Call Handling and Destination Feature Rates and Charges

A recurring rate will apply on a per query basis when options of the Call Handling and Destination Feature are used for call routing information. This rate includes the Customer Identification Charge as set forth in (G) preceding. When a combination of one or more of the options of the Call Handling and Destination Feature is used on the same call, only one such per query rate shall apply. Enhanced Data Base Query rates are set forth in 31.6 following.

(J) Application of Dedicated Link Rates and Charges

The Dedicated Link Channel Termination rate applies on a per month basis. The Dedicated Link Channel Mileage rate applies on a fixed and a per mile per month basis. The Channel Mileage rate will not apply if the mileage measurement between the Telephone Company end office and the serving wire center of the customer premises is zero. The Dedicated Link is for use with Night Transfer, SMDI and Trunk Group Make Busy BSEs only.

(K) Application of 900 Access Service Rates

A recurring rate will apply on a per call basis for each end user call forwarded to the customer. The 900 Access Service per call rates are set forth in Section 31.6 following.

ACCESS SERVICE

6. Switched Access Service (Cont'd)6.7 Rate Regulations (Cont'd)6.7.1 Description and Application of Rates and Charges (Cont'd)

(L) Tandem Signaling Option

When the Tandem Signaling Option is provided with originating Feature Group D or CST BSA - Option 3 service, the usage sensitive rate elements (e.g., Local Switching, Interconnection Charge) will be billed to the customer to whom the Carrier Identification Code is assigned.

(M) Advanced Access Screening Capability Customer Identification Charge

The Advanced Access Screening Capability Customer Identification Charge applies for the identification of the appropriate Advanced Access Screening Capability customer. The charge is assessed to the customer on a per call basis. The per call rate is set forth in 31.6 following.

6.7.2 Minimum Periods

- (A) Switched Access Service and monthly rated optional features or BSEs are provided for a minimum period of three months, except when service is provided as FMS as set forth in 6.2.12, DSR as set forth in Section 34.1 following, IOTS as set forth in 6.2.14 or provided under a Commitment Discount Plan as set forth in Section 25.1 following.
- (B) The minimum period for FMS is one year when FMS is provided with the month-to-month billing option. This minimum period applies on a network basis when the entire FMS network is discontinued within the first twelve (12) months of service. When FMS is provided with term plan billing, the minimum period is satisfied through the application of termination liability as set forth in Section 6.2.12(G)(3) preceding. Additionally, the minimum billing for individual channels within the FMS network is one month.
- (C) The minimum period for DSR is one year for the mileage and node rate elements and one month for the port rate elements.
- (D) The minimum period for service provided under a Commitment Discount Plan is one year from the date that service is installed in lieu of the minimum period which would normally apply to that service. Commitment Discount Plan minimum period regulations are specified in Section 25.1.10 following.

ACCESS SERVICE

6. Switched Access Service (Cont'd)

6.7 Rate Regulations (Cont'd)

6.7.2 Minimum Periods (Cont'd)

- (E) SONET Services used in the provision of Switched Access Services are subject to the minimum period for the type of SONET service involved. Minimum periods for SONET Services are set forth in Section 26.

6.7.3 Minimum Monthly Charge

- (A) Switched Access Service is subject to a minimum monthly charge. The minimum charge applies for the total capacity provided. The minimum monthly charge for the Local Transport and Local Switching rate elements is the sum of the charges set forth in 30.6 following for MSA pricing and 31.6 following for all other rates for the measured or assumed usage for the month.
- (B) For monthly rated optional features or BSEs, the minimum monthly charge is the tariff monthly rate as set forth in 31.6 following.

ACCESS SERVICE

6. Switched Access Service (Cont'd)6.7 Rate Regulations (Cont'd)6.7.4 Change of Switched Access Service Arrangement Type

Changes from one type of Switched Access Service Arrangement to another (e.g., non-900 FGB to FGD or non-900 CST BSA - Option 1 to CST BSA - Option 3) will be treated as a discontinuance of one type of service and a start of another. Local Switching and Local Transport nonrecurring charges will apply, with three exceptions.

- (A) When a customer upgrades a Feature Group A or non-900 FGB to a Feature Group D, or CSL BSA or non-900 CST BSA - Option 1 service to CST BSA - Option 3 service, the nonrecurring charge will not apply if the following conditions are met:
- The same customer premises or multiplexing node is maintained; and
 - The orders for the disconnect of the FGA, FGB, CSL BSA or CST BSA - Option 1 service and the start of FGD or CST BSA - Option 3 service are placed with the Telephone Company at the same time; and
 - The customer requests the same effective date for both the disconnect of service and start of service orders; or
 - The customer requests the FGA, FGB, CSL BSA or CST BSA - Option 1 service be disconnected no more than 60 days after allocation translation.
- (B) When a FGC is upgraded to a FGD or CST BSA - Option 2 service is upgraded to CST BSA - Option 3 service, the nonrecurring charges will not apply. Because FGC or CST BSA - Option 2 are no longer available in an end office once the end office is equipped with equal access capabilities (i.e., FGD or CST BSA - Option 3), such upgrades will be performed by the Telephone Company without the customer's being required to place an order for the change.

ACCESS SERVICE

6. Switched Access Service (Cont'd)6.7 Rate Regulations (Cont'd)6.7.4 Change of Switched Access Service Arrangement Type (Cont'd)

- (C) When a FGB for 900 Access Service is upgraded to a FGD, or CST BSA - Option 1 for 900 Access Service is upgraded to CST BSA - Option 3 the nonrecurring charges will not apply. Because FGB for 900 Access Service or CST BSA - Option 1 for 900 Access Service is no longer available in an end office once the end office is equipped with equal access capabilities (i.e., FGD or CST BSA - Option 3), such upgrades will be performed by the Telephone Company without the customer's being required to place an order the change.

When the effective dates for the disconnect and start of service are the same, minimum period obligations will not change (i.e., the time elapsed in the existing minimum period obligations will be credited to the minimum period obligations for the FGD or CST BSA - Option 3. When the effective dates for the disconnect and start of service are different, new minimum period obligations will be established for the FGD or CST BSA - Option 3 service. For all other changes from one type of Switched Access Service Arrangement to another, new minimum period obligations will also be established.

6.7.5 Moves

A move involves a change in the physical location of one of the following:

- The point of termination at the customer's or the customer's end user's premises; or
- The customer's premises.

The charges for the move are dependent on whether the move is to a new location within the same building or to a different building.

ACCESS SERVICE

6. Switched Access Service (Cont'd)6.7 Rate Regulations (Cont'd)6.7.5 Moves (Cont'd)(A) Moves Within the Same Building

When the move is to a new location within the same building, the charge for the move will be the Local Switching nonrecurring charge for the capacity affected. In addition, when signaling conversion equipment required for E&M Supervisory Signaling is moved to a new location in the same building, the charge for the move will be an amount equal to one half of the nonrecurring charge for the E&M Supervisory Signaling optional feature. There will be no change in the minimum period requirements.

ACCESS SERVICE

6. Switched Access Service (Cont'd)6.7 Rate Regulations (Cont'd)6.7.5 Moves (Cont'd)(B) Moves to a Different Building

Moves to a different building will be treated as a discontinuance and start of service and all associated nonrecurring charges, including nonrecurring charges applicable to optional features, or BSEs will apply. New minimum period requirements will be established for the new service. The customer will also remain responsible for satisfying all outstanding minimum period charges for the discontinued service.

6.7.6 Measuring Access Minutes

Customer traffic to end offices will be measured (i.e., recorded or assumed) by the Telephone Company at end office switches or access tandem switches. Originating and terminating calls will be measured (i.e., recorded or assumed) by the Telephone Company to determine the basis for computing chargeable access minutes. For terminating calls over FGA, FGB, FGC to 800, FGD, CSL BSA, CST BSA - Option 1, CST BSA - Option 2 to 800 and CST BSA - Option 3, and for originating calls over FGA or CSL BSA where the off-hook supervisory signal is provided by the customer's equipment, FGB non-900 service, FGD, CST BSA - Option 1 non-900 service, and CST BSA - Option 3, the measured minutes are the chargeable access minutes. When Minimum Divergence Access Service is provided and the Telephone Company entry switch receives answer supervision from the customer's equipment, chargeable access minutes will be obtained by adding the recorded originating measured minutes to a non-conversation time additive (NCTA). This NCTA, which is the time on a completed attempt from customer acknowledgment of receipt of call to called party answer (set up and ringing), will be developed by the Telephone Company. For all other originating calls over Minimum Divergence Access Service, the measured minutes are the chargeable access minutes. For originating calls over FGA or CSL BSA where the off-hook supervisory signal is forwarded by the customer's equipment when the called party answers, FGB 900, FGC, CST BSA - Option 1 900, and CST BSA - Option 2, chargeable originating access minutes are derived from recorded minutes in the following manner.

ACCESS SERVICE

6. Switched Access Service (Cont'd)6.7 Rate Regulations (Cont'd)6.7.6 Measuring Access Minutes (Cont'd)

- Step 1: Obtain recorded originating minutes and messages (measured as set forth in (A), (B) and (C) following for FGA or CSL BSA where the off-hook supervisory signal is forwarded by the customer's equipment when the called party answers, FGB 900, FGC, CST BSA - Option 1 900, and CST BSA - Option 2 respectively) from the appropriate recording data.
- Step 2: Obtain the total attempts by dividing the originating measured messages by the completion ratio. Completion ratios (CR) are obtained separately for the major call categories such as DDD, 800, 900 and international from a sample study which analyzes the ultimate completion status of the total attempts which receive acknowledgment from the customer. That is, Measured Messages divided by Completion Ratio equals Total Attempts.
- Step 3: Obtain the total non-conversation time additive (NCTA) by multiplying the total attempts (obtained in Step 2) by the NCTA per attempt ratio. The NCTA per attempt ratio is obtained from the sample study identified in Step 2 by measuring the non-conversation time associated with both completed and incompleting attempts. The total NCTA is the time on a completed attempt from customer acknowledgement of receipt of call to called party answer (set up and ringing) plus the time on an incompleting attempt from customer acknowledgement of call until the access tandem or end office receives a disconnect signal (ring - no answer, busy or network blockage). That is, Total Attempts times Non-Conversation Time per Attempt Ratio equals Total NCTA.
- Step 4: Obtain total chargeable originating access minutes by adding the total NCTA (obtained in Step 3) to the recorded originating measured minutes (obtained in Step 1). That is Measured Minutes plus NCTA equals Chargeable Originating Access Minutes

(C)

ACCESS SERVICE

6. Switched Access Service (Cont'd)6.7 Rate Regulations (Cont'd)6.7.6 Measuring Access Minutes (Cont'd)

Following is an example which illustrates how the chargeable originating access minutes are derived from the measured originating minutes using this formula:

Where:	Measured Minutes (M. Min.)	=	7,000
	Measured Messages (M. Mes.)	=	1,000
	Completion Ratio (CR)	=	.75
	NCTA per Attempt	=	.4

$$\text{- Total Attempts} = \frac{1,000 \text{ (M. Mes)}}{.75 \text{ (CR)}} = 1,333.33$$

$$\text{- Total NCTA} = .4 \text{ (NCTA per Attempt)} \times 1,333.33 = 533.33$$

$$\text{- Total Chargeable Originating Access Minutes} = 7,000 \text{ (M. Min)} + 533.33 \text{ (NCTA)} = 7,533.33$$

When assumed minutes are used, the assumed minutes are the chargeable access minutes.

FGA or CSL BSA access minutes or fractions thereof, the exact value of the fraction being a function of the switch technology where the measurement is made, are accumulated over the billing period for each line or hunt group, and are then rounded up to the nearest access minute for each line or hunt group. FGB, FGC, FGD and CST BSA - Option 1, 2 or 3 access minutes or fractions thereof, the exact value of the fraction being a function of the switch technology where the measurement is made, are accumulated over the billing period for each end office, and are then rounded up to the nearest access minute for each end office.

Assumed minutes are used for FGA or CSL BSA services which originate or terminate in end offices not equipped with measurement capabilities and for originating CST BSA - Option 4 services.

The assumed average interstate access minutes for FGA, CSL BSA or originating CST BSA - Option 4 are as set forth following.

ACCESS SERVICE

6. Switched Access Service (Cont'd)6.7 Rate Regulations (Cont'd)6.7.6 Measuring Access Minutes (Cont'd)

When a FGA, FGB, CSL BSA or CST BSA - Option 1 service arranged for two way calling is provided where neither the originating nor terminating access minutes are recorded, the assumed average interstate access minutes are State specific access minutes as set forth following. In addition, the number of access minutes assumed to be originating and assumed to be terminating are State specific Originating and Terminating assumed access minutes, respectively, as set forth following. When a FGA, FGB, CSL BSA or CST BSA - Option 1 service arranged for two way calling is provided where recording capability exists for either originating or terminating usage, but not both, the number of assumed access minutes per two-way service will be the State specific Two Way Calling access minutes as set forth following or the recorded usage, whichever is greater. If the usage in the measured direction exceeds the State specific Two Way Calling assumed access minutes, it will be assumed that there is zero usage in the unmeasured direction. If the measured usage is less than the State specific Two Way Calling assumed access minutes, the usage in the unmeasured direction will be assumed to the State specific Two Way Calling assumed access minutes minus the measured usage (e.g., in the State of Maine, 2724 - 1000 measured = 1724 assumed in the unmeasured direction).

When a FGA, FGB, CSL BSA, CST BSA - Option 1 or CST BSA - Option 4 service arranged for originating only Switched Access Service is provided where the originating access minutes are not recorded, the assumed average originating access minutes are the State specific Originating access minutes are set forth following and no terminating access minutes will apply.

ACCESS SERVICE

6. Switched Access Service (Cont'd)6.7 Rate Regulations (Cont'd)6.7.6 Measuring Access Minutes (Cont'd)

When a FGA, FGB, CSL BSA or CST BSA - Option 1 service arranged for terminating only Switched Access Service is provided where the terminating access minutes are not recorded, the assumed average terminating access minutes are the State specific Terminating access minutes as set forth following and no originating access minutes will apply.

<u>Assumed Minutes of Use</u>	<u>ME</u>	<u>NH</u>	<u>VT</u>
Originating per Line or Trunk	1040	946	1186
Terminating per Line or Trunk	1684	1780	2456
Two Way Calling per Line or Trunk	2724	2726	3642

(A) Feature Group A/CSL BSA Usage Measurement

For originating calls over FGA or CSL BSA, usage measurement begins when the originating FGA or CSL BSA entry switch receives an off-hook supervisory signal forwarded from the customer's point of termination. (This off-hook signal is either provided by the customer's equipment or is forwarded by the customer's equipment when the called party answers.)

The measurement of originating call usage over FGA or CSL BSA ends when the originating FGA or CSL BSA entry switch receives an on-hook supervisory signal from either the originating end user's end office, indicating the originating end user has disconnected, or the customer's point of termination, whichever is recognized first by the entry switch.

ACCESS SERVICE

6. Switched Access Service (Cont'd)6.7 Rate Regulations (Cont'd)6.7.6 Measuring Access Minutes (Cont'd)(A) Feature Group A/CSL BSA Usage Measurement (Cont'd)

For terminating calls over FGA or CSL BSA, usage measurement begins when the terminating FGA or CSL BSA entry switch receives an off-hook supervisory signal from the terminating end user's end office, indicating the terminating end user has answered. The measurement of terminating call usage over FGA or CSL BSA ends when the terminating FGA or CSL BSA entry switch receives an on-hook supervisory signal from either the terminating end user's end office, indicating the terminating end user has disconnected, or the customer's point of termination, whichever is recognized first by the entry switch.

Additionally, when any or all the usage over an unmeasured FGA or CSL BSA line or FGB or CST BSA - Option 1 trunk originates or terminates to a WATS Access Line(s) and the total FGA, FGB, CSL BSA or CST BSA - Option 1 usage recorded at the WATS Serving Office(s) exceeds the assumed usage(s) set forth preceding for FGA, FGB, CSL BSA or CST BSA - Option 1 the recorded usage will be billed to the customer in lieu of the assumed usage.

(B) Feature Group B/CST BSA - Option 1 Usage Measurement

For non-900 originating calls over FGB or CST BSA - Option 1, usage measurement begins when the originating FGB or CST BSA - Option 1 entry switch receives answer supervision forwarded from the customer's point of termination, indicating the customer's equipment has answered.

The measurement of originating non-900 service call usage over FGB or CST BSA - Option 1 ends when the originating FGB or CST BSA - Option 1 entry switch receives disconnect supervision from either the originating end user's end office, indicating the originating end user has disconnected, or the customer's point of termination, whichever is recognized first by the entry switch.

ACCESS SERVICE

6. Switched Access Service (Cont'd)6.7 Rate Regulations (Cont'd)6.7.6 Measuring Access Minutes (Cont'd)(B) Feature Group B/CST BSA - Option 1 Usage Measurement (Cont'd)

For originating 900 calls over FGB or CST BSA - Option 1, usage measurement begins when the originating FGB or CST BSA - Option 1 entry switch receives answer supervision from the customer's point of termination, indicating the called party has answered.

The measurement of originating 900 service call usage over FGB or CST BSA - Option 1 ends when the originating FGB or CST BSA - Option 1 entry switch receives disconnect supervision from either the originating end user's end office, indicating the originating end user has disconnected, or the customer's point of termination, whichever is recognized first by the entry switch.

For terminating calls over FGB or CST BSA - Option 1, usage measurement begins when the terminating FGB or CST BSA - Option 1 entry switch receives answer supervision from the terminating end user's end office, indicating the terminating end user has answered.

The measurement of terminating call usage over FGB or CST BSA - Option 1 ends when the terminating FGB or CST BSA - Option 1 entry switch receives disconnect supervision from either the terminating end user's end office, indicating the terminating end user has disconnected, or the customer's point of termination, whichever is recognized first by the entry switch.

(C) Feature Group C/CST BSA - Option 2 Usage Measurement

For originating calls over FGC or CST BSA - Option 2, usage measurement begins when the originating FGC or CST BSA - Option 2 entry switch receives answer supervision from the customer's point of termination, indicating the called party has answered.

ACCESS SERVICE

6. Switched Access Service (Cont'd)6.7 Rate Regulations (Cont'd)6.7.6 Measuring Access Minutes (Cont'd)(C) Feature Group C/CST BSA - Option 2 Usage Measurement (Cont'd)

The measurement of originating call usage over FGC or CST BSA - Option 2 ends when the originating FGC or CST BSA - Option 2 entry switch receives disconnect supervision from either the originating end user's end office, indicating the originating end user has disconnected, or the customer's point of termination, whichever is recognized first by the entry switch.

For terminating calls over FGC or CST BSA - Option 2 to services other than 800 or 900, terminating FGC or CST BSA - Option 2 usage may not be directly measured at the terminating entry switch, but may be imputed from originating usage, excluding usage from calls to 800 or 900. Actual measured usage will be used where available rather than an imputed value.

(C)

(C)

(C)

For terminating calls over FGC or CST BSA - Option 2 to 800 Service, usage measurement begins when the terminating FGC or CST BSA - Option 2 entry switch receives answer supervision from the terminating end user's end office, indicating the terminating 800 Service end user has answered.

The measurement of terminating call usage over FGC or CST BSA - Option 2 to 800 Service ends when the terminating FGC or CST BSA - Option 2 entry switch receives an on-hook supervisory signal from the terminating end user's end office, indicating the terminating 800 Service end user has disconnected, or from the customer's point of termination, whichever is recognized first by the entry switch.

ACCESS SERVICE

6. Switched Access Service (Cont'd)6.7 Rate Regulations (Cont'd)6.7.6 Measuring Access Minutes (Cont'd)(D) Feature Group D/CST BSA - Option 3 Usage Measurement

For originating calls over FGD or CST BSA - Option 3 except for FGD or CST BSA - Option 3 provided from Minimum Divergence Access Service end offices and FGD or CST BSA - Option 3 with the SS7 signaling option, usage measurement begins when the originating FGD or CST BSA - Option 3 entry switch receives the first wink supervisory signal forwarded from the customer's point of termination.

For originating calls over FGD or CST BSA - Option 3 with the SS7 signaling option, usage measurement for direct trunks begins when the FGD or CST BSA - Option 3 entry switch sends an initial address message. Usage measurement for tandem trunks begins when the FGD or CST BSA - Option 3 entry switch receives an exit message.

For Minimum Divergence Access Service end offices not equipped with suitable measurement capabilities, usage measurement begins when the originating FGD or CST BSA - Option 3 entry switch receives answer supervision from the customer's point of termination, indicating that the called party has answered. If no answer supervision is received by the originating FGD or CST BSA - Option 3 entry switch, usage measurement begins when the originating FGD or CST BSA - Option 3 entry switch receives the first wink supervisory signal forwarded from the customer's point of termination.

The measurement of originating call usage over FGD or CST BSA - Option 3 ends when the originating FGD or CST BSA - Option 3 entry switch receives disconnect supervision from either the originating end user's end office, indicating the originating end user has disconnected, or the customer's point of termination, whichever is recognized first by the entry switch.

ACCESS SERVICE

6. Switched Access Service (Cont'd)6.7 Rate Regulations (Cont'd)6.7.6 Measuring Access Minutes (Cont'd)(D) Feature Group D/CST BSA - Option 3 Usage Measurement (Cont'd)

For terminating calls over FGD or CST BSA - Option 3, the measurement of access minutes begins when the terminating FGD or CST BSA - Option 3 entry switch receives answer supervision from the terminating end user's end office, indicating the terminating end user has answered.

The measurement of terminating call usage over FGD or CST BSA - Option 3 ends when the terminating FGD or CST BSA - Option 3 entry switch receives disconnect supervision from either the terminating end user's end office, indicating the terminating end user has disconnected, or the customer's point of termination, whichever is recognized first by the entry switch.

ACCESS SERVICE

6. Switched Access Service (Cont'd)6.7 Rate Regulations (Cont'd)6.7.6 Measuring Access Minutes (Cont'd)(D) Feature Group D/CST BSA - Option 3 Usage Measurement (Cont'd)

Usage measurement for originating calls begins when the TRS Carrier's switch receives the first wink supervisory signal forwarded from the IC's point of interconnection. The call usage ends when the TRS Carrier's switch receives disconnect supervision from either the originating end user's end office or the IC's point of termination, whichever is recognized first by the TRS Carrier's Switch.

When the call usage provided to the Telephone Company by the TRS Carrier for IC billing is based on answer supervision (rather than a wink supervisory signal) from the IC's switch, chargeable access minutes will be obtained by adding the recorded originating measured minutes to a non-conversation time additive (NCTA).

ACCESS SERVICE

6. Switched Access Service (Cont'd)6.7 Rate Regulations (Cont'd)6.7.7 Network Blocking Charge for Feature Group D or CST BSA - Option 3

The customer will be notified by the Telephone Company to increase its capacity (busy hour minutes of capacity or quantities of trunks) when excessive trunk group blocking occurs on groups carrying Feature Group D or CST BSA - Option 3 traffic. Excessive trunk group blocking occurs when the blocking thresholds as described in 6.5.6 preceding are exceeded. If the order for sufficient additional capacity to handle the customer's traffic has not been received by the Telephone Company within 15 days of the notification, the Telephone Company will bill the customer, at the rate set forth in 31.6 following for each overflow in excess of the chargeable threshold.

Chargeable ThresholdsFor Trunk Groups as Specified in 6.5.6(D)(1)

<u>Trunk Group Size</u>	<u>Allowable Overflows Per Trunk Per Month</u>
1-2	18
3-4	19
5-6	13
7-40	10
40-139	9
140-500	8
501 or greater	7

For Trunk Groups as Specified in 6.5.6(D)(2)

<u>Trunk Group Size</u>	<u>Allowable Overflows Per Trunk Per Month</u>
1-4	10
5-6	8
7-125	6
126 or greater	5

ACCESS SERVICE

6. Switched Access Service (Cont'd)6.7 Rate Regulations (Cont'd)6.7.8 Application of Rates for Extension Service

Feature Group A or CSL BSA Switched Access Service is available with extensions, i.e., additional terminations of the service at different building(s) in the same or a different LATA. Feature Group A or CSL BSA extensions in the same LATA (and same state) are charged for under the Telephone Company's local and/or general exchange service tariffs. Feature Group A or CSL BSA extensions in different LATAs (or in a different state in the same LATA) are provided and charged for as Special Access Service for that portion of the service offered within the LATA. The rate elements which apply are: A Voice Grade Channel Termination, Channel Mileage, if applicable, and Signaling Capability, if applicable. All appropriate monthly rates and nonrecurring charges as set forth in Section 30.7 following for MSA pricing and charges and 31.7 following for all other rates and charges will apply. Such extensions are ordered as set forth in 5.2 preceding.

6.7.9 Message Unit Credit

Calls from end users to the seven digit local telephone numbers associated with Feature Group A or CSL BSA Switched Access Service are subject to Telephone Company local and/or general exchange service tariff charges (including message unit and toll charges as applicable). The monthly bills rendered to customers for their Feature Group A or CSL BSA Switched Access Service will include a credit to reflect any message unit charges collected from their end users under the Telephone Company's local and/or general exchange service tariffs. The credit will apply for recorded originating usage or for assumed originating usage, as appropriate, for the FGA or CSL BSA service provided. When the credit is applied on assumed usage, such credit will not exceed the assumed originating levels of usage set forth in 6.7.6 preceding. No credit will apply for any terminating FGA or CSL BSA access minutes. The message unit credit for originating FGA or CSL BSA access minutes is as set forth in 31.6 following.

ACCESS SERVICE

6. Switched Access Service (Cont'd)6.7 Rate Regulations (Cont'd)6.7.10 Local Information Delivery Services

Calls over Switched Access in the terminating direction to certain community information services will be rated under the applicable rates for Switched Access Service as set forth in 30.6 following for MSA pricing and 31.6 following for all other rates.

6.7.11 Mileage Measurement

The mileage to be used to determine the Direct Transport Channel Mileage monthly rate is calculated on the airline distance between the end office switch where the call carried by Local Transport originates or terminates and the customer's serving wire center (when Direct Trunked Transport is ordered to an end office) or between the customer's serving wire center and the access tandem (when Direct Trunked Transport is ordered to a tandem). The mileage to be used to determine the Local Transport Facility monthly rate is calculated on the airline distance between the access tandem and the end office switch where the call carried by local Transport originates or terminates. Exceptions are set forth in (A) through (J) following, 2.4.8 and 6.1.3(A) preceding. The V&H coordinates method is used to determine mileage. This method is set forth in the NATIONAL EXCHANGE CARRIER ASSOCIATION, INC. TARIFF F.C.C. NO. 4 for Wire Center and Interconnection Information (V&H coordinates).

The Tandem Switched Local Transport Facility mileage rate is shown in 31.6 following in terms of per mile per access minute. To determine the rate to be billed, first compute the mileage using the V&H coordinates method. If the calculation results in a fraction of a mile, always round up to the next whole mile before determining the mileage. Then, multiply the mileage by the appropriate Local Transport Facility rate. The amount to be billed shall be the product of this calculation (i.e., the number of miles multiplied by the per mile rate) multiplied by the number of access minutes.

The Direct Trunked Transport Channel Mileage rates are shown in 30.6 following for MSA pricing and 31.6 following for all other rates in terms of fixed and per mile per month. To determine the rate to be billed, first compute the mileage using the V&H coordinates method. If the calculation results in a fraction of a mile, always round up to the next mile before determining the mileage, then multiply the mileage by the appropriate Channel Mileage per mile rate. The amount to be billed shall be the product of this calculation plus the appropriate fixed Channel Mileage rate.

ACCESS SERVICE

6. Switched Access Service (Cont'd)6.7 Rate Regulations (Cont'd)6.7.11 Mileage Measurement (Cont'd)

When Hubs are involved, mileage is computed and rates applied separately for each section of the Channel Mileage, i.e., serving wire center of customer premises to a Hub, Hub to end office and/or Hub to Hub.

Mileage also applies between DSR nodes or IOTS nodes, subject to the regulations set forth in Section 34.1 following or 6.2.14 preceding, respectively.

When DSR as set forth in Section 34.1 following or SONET Service as set forth in Section 26. following is involved, mileage is computed and rates applied from the wire center at which the STS1, DS3 or DS1 Direct Trunked Transport channel is added to, or dropped from, the DSR or SONET Service to the end office or access tandem involved.

Mileage measurement for CCSA STP Link Channel Mileage will be calculated on an airline basis, using the V&H coordinates method, between the serving wire center of the Customer's SPOI and the Telephone Company's STP. When an FSPOI is used to provision a CCSA dedicated STP Link, the mileage used to determine the monthly rate for channel mileage is calculated on an airline basis, using the V&H coordinates method, between the serving wire center of the Customer's SPOI and the Telephone Company central office where the FSPOI is located.

Exceptions to the mileage measurement rules are as follows:

- (A) Channel Mileage for access minutes provided over Feature Group A or CSL BSA Switched Access Service, including access minutes which originate to/from a WATS Access Line Service, will be calculated on an airline basis, using the V&H coordinates method, between the end office switch where the Feature Group A or CSL BSA switching dial tone is provided and the customer's serving wire center for the Switched Access Service provided.

Local Transport Facility mileage for access minutes provided over Feature Group A or CSL BSA Switched Access service, including access minutes which originate to/from a WATS Access Line Service, will be calculated on an airline basis, using the V&H coordinates method, between the end office switch where the Feature Group A or CSL BSA switching dial tone is provided and the end office which serves the called/calling party for calls which terminate within the LATA. Local Transport Facility will not be applicable for such access minutes which originate/terminate outside the originating LATA.

ACCESS SERVICE

6. Switched Access Service (Cont'd)6.7 Rate Regulations (Cont'd)6.7.11 Mileage Measurement (Cont'd)

- (B) When the Alternative Traffic Routing optional feature is provided with feature Groups B, C, or D or the Alternative Routing - Multiple Customer Premises Routing BSE is provided with CST BSA - Option 1, 2 or 3 to provide service from an end office to different customer premises locations or different multiplexing node locations, Local Transport access minutes will be apportioned between the two transmission routes used to provide this feature. For Feature Groups B, C and CST BSA - Option 1 and 2 and for FGD or BSA - Option 3 which is routed via an access tandem, such apportionment will be made using standard Telephone Company traffic engineering methodology, as set forth in Special Report SR-EOP-000191, Issue No. 1, Trunk Traffic Engineering Concepts and Applications, and will be based on the last trunk CCS desired for the high usage group, as described in 6.3.1(N) preceding, and the relative capacity ordered to the end office, when the feature is provided at an end office switch, or to the subtending end offices when the feature is provided at an access tandem switch. For Feature Group D or CST BSA - Option 3 which is directly routed, the apportionment will be based on the actual measured data which is recorded against the specific trunk group that carried a particular call. This apportionment will serve as the basis for the Local Transport Facility mileage or Channel Mileage calculation. The customer will be billed based on this apportionment.
- (C) When terminating Feature Group B, C or CST BSA - Option 1 or 2 Switched Access Service is provided from multiple customer premises or from multiple multiplexing node locations to an end office not equipped with measurement capabilities, the total Local Transport access minutes for that end office will be apportioned among the trunk groups accessing the end office on the basis of the individual capacity, i.e., trunks or busy hour minutes, ordered for each of those trunk groups. This apportionment will serve as the basis for Local Transport Facility mileage or Channel Mileage calculation. The customer will be billed based on this apportionment.

ACCESS SERVICE

6. Switched Access Service (Cont'd)6.7 Rate Regulations (Cont'd)6.7.11 Mileage Measurement (Cont'd)

(D) [Reserved for Future Use].

(E) Except as set forth in (A) preceding, Channel Mileage associated with Direct Trunked Transport facilities for WATS Access Line Service will be calculated on an airline basis, using the V&H coordinates method, between the WATS Serving Office at which the WATS Access Line Service terminates and the customer's serving wire center for the Switched Access Service provided.

Except as set forth in (A) preceding, Local Transport Facility mileage for access minutes which originate from or terminate to a WATS Access Line Service will be calculated on an airline basis, using the V&H coordinates method, between the WATS Serving Office at which the WATS Access Line Service terminates and the access tandem.

(F) When Direct Trunked Transport is provided to a host office, in addition to the channel mileage for Direct Trunked Transport which is calculated on an airline basis per mile between the serving wire center or the wire center with SONET multiplexing capability and the host office, Host/Remote Transport Facility mileage for access minutes originating from or terminating at a remote switching system or module (RSS or RSM) will be calculated on an airline basis between the host office and the NXX location (i.e., remote office) as shown in the NATIONAL EXCHANGE CARRIER ASSOCIATION, INC. TARIFF F.C.C. NO. 4.

When common transport is provided to a host office, in addition to the Local Transport Facility mileage which is calculated on an airline basis per mile between the access tandem and the host office, Host/Remote Transport Facility mileage for access minutes originating from or terminating at a remote switching system or module (RSS or RSM) will be calculated on an airline basis between the host office and the NXX location (i.e., remote office) as shown in the NATIONAL EXCHANGE CARRIER ASSOCIATION, INC. TARIFF F.C.C. NO. 4.

ACCESS SERVICE

6. Switched Access Service (Cont'd)6.7 Rate Regulations (Cont'd)6.7.11 Mileage Measurement (Cont'd)

- (G) Channel Mileage associated with Direct Trunked Transport facilities provided to RTU Interconnections will be calculated on an airline basis between the serving wire center of the customer's Switched Access Service and the serving wire center of the RTU Carrier.

Local Transport Facility mileage for access minutes which originate from or terminate to RTU Interconnections will be calculated on an airline basis between the access tandem of the customer's Switched Access Service and the serving wire center of the RTU Carrier.

- (H) When Direct Trunked Transport is ordered to an access tandem, the Channel Mileage measurement will be calculated on an airline basis using the V&H coordinates method, between the serving wire center of the customer premises or the wire center with SONET multiplexing capability and the access tandem. In addition, the Local Transport Facility mileage for the Common Transport switched at the tandem will be calculated on an airline basis, using the V&H coordinates method, from the access tandem to the end office.

- (I) Channel Mileage associated with Direct Trunked Transport facilities which originate at TRS Interconnections will be calculated on an airline basis, using the V&H Coordinates method, between the serving wire center of the TRS Carrier and the access tandem.

Local Transport Facility mileage for access minutes of traffic which originates from TRS Interconnections will be calculated on an airline basis, using the V&H coordinates method, between the access tandem and the serving wire center of the Interexchange Carrier.

- (J) Channel Mileage associated with Direct Trunked Transport facilities which are provided for Prepaid Calling Service Access will be calculated on an airline basis, using the V&H coordinates method, between either the Prepaid Calling Service Access wire center or access tandem and the customer's serving wire center.

ACCESS SERVICE

6. Switched Access Service (Cont'd)6.7 Rate Regulations6.7.11 Mileage Measurement (Cont'd)

(J) (Cont'd)

Local Transport Facility mileage for access minutes in the originating direction when Prepaid Calling Service Access is provided will be calculated on an airline basis, using the V&H coordinates method, between the Prepaid Calling Service Access wire center and the access tandem of the customer's Switched Access Service.

6.7.12 Shared Use Switched Access Facility

Shared use occurs when Switched Access Service and/or CCSA and Special Access Service are provided over the same facility through a common interface. The regulations governing Shared Use Arrangements are set forth in Section 5.2.7 preceding.

6.7.13 [Reserved for Future Use]

ACCESS SERVICE

6. Switched Access Service (Cont'd)6.7 Rate Regulations (Cont'd)6.7.14 Shared Billing Arrangement

A Shared Billing Arrangement allows for the connection of one or more Service Users' Switched Access, Common Channel Signaling Access Services or Special Access to a Host Customer's multiplexed DS1 or DS3 Switched Access facility in the serving wire center of the customer designated premises or in designated Hubs capable of multiplexing DS1, DS3 or STS1 Switched Access Services, with the Telephone Company maintaining separate records and billing for each. The Telephone Company will split the billing after the multiplexer for each service connected to the DS1 or DS3 Switched Access Service multiplexer.

A Shared Billing Arrangement also allows for the connection of one or more Service Users' DS1, DS3 or STS1 Switched Access services, Common Channel Signaling Access Services or Special Access Services to a Host Customer's IDSR* or DSR* at wire centers with IDSR or DSR SONET multiplexing capability or IntelliBeam Broadband Transport, with the Telephone Company maintaining separate records and billing for each. For each service connected to IDSR or DSR, the Telephone Company will split the billing at the CO Node (i.e., SONET multiplexer) with any associated central office extension and, when applicable, associated premises port being the responsibility of the Service User.

Each customer will be billed for those rate elements associated with its own portion of the service configuration. Under no circumstances will the rates or charges for individual rate elements be split. This arrangement is only available when (1) a DS3 Switched Access Service is multiplexed to DS1 Switched Access Services; (2) a DS1 Switched Access Service is multiplexed to Voice Grade service; (3) a Switched Access DS1, DS3 or STS1 Service is derived from an IDSR as set forth in Section 26 following, DSR as set forth in Section 34.1 following, an IBT as set forth in Section 26.1.5 following; or (4) a Special Access Service is provided over a High Capacity or SONET Switched Access facility under the regulations set forth in Section 5.2.7 preceding.

* Shared billing arrangements apply to IDSR as set forth in Section 26 following and DSR as set forth in Section 34.1 following.

ACCESS SERVICE

6. Switched Access Service (Cont'd)6.7 Rate Regulations (Cont'd)6.7.14 Shared Billing Arrangement (Cont'd)

A Shared Billing Arrangement allows for the connection of one or more Service Users' Switched Access, Common Channel Signaling Access Services or Special Access to a Host Customer's multiplexed DS1 or DS3 Switched Access facility in the serving wire center of the customer designated premises or in designated Hubs capable of multiplexing DS1, DS3 or STS1 Switched Access Services, with the Telephone Company maintaining separate records and billing for each. The Telephone Company will split the billing after the multiplexer for each service connected to the DS1 or DS3 Switched Access Service multiplexer.

A Shared Billing Arrangement also allows for the connection of one or more Service Users' DS1, DS3 or STS1 Switched Access services, Common Channel Signaling Access Services or Special Access Services to a Host Customer's IntelliBeam Dedicated SONET Ring (IDSR)* at wire centers with IDSR SONET multiplexing capability, with the Telephone Company maintaining separate records and billing for each. For each service connected to IDSR, the Telephone Company will split the billing at the CO Node (i.e., SONET multiplexer) with any associated central office extension and, when applicable, associated premises port being the responsibility of the Service User.

Each customer will be billed for those rate elements associated with its own portion of the service configuration. Under no circumstances will the rates or charges for individual rate elements be split. This arrangement is only available when (1) a DS3 Switched Access Service is multiplexed to DS1 Switched Access Services; (2) a DS1 Switched Access Service is multiplexed to Voice Grade service; (3) a Switched Access DS1, DS3 or STS1 Service is derived from an IDSR as set forth in 6.2.13 preceding, 7.2.17 following or Section 26. following; or (4) a Special Access Service is provided over a High Capacity or SONET Switched Access facility under the regulations set forth in Section 5.2.7 preceding.

- * Shared billing arrangements apply to IDSR as set forth in Section 26.1 following, but are not required on IDSR as set forth in Sections 6.2.13 or 7.2.17 for Switched Access or Special Access IDSR, respectively.

ACCESS SERVICE

6. Switched Access Service (Cont'd)6.7 Rate Regulations (Cont'd)6.7.14 Shared Billing Arrangement (Cont'd)

Each Host Customer and Service User entering into a Shared Billing Arrangement is solely responsible to the Telephone Company for charges associated with that customer's portion of the shared multiplexed service. Disconnection of service by the Host Customer does not relieve the Service User of the shared multiplexed service of any obligation to pay access charges associated with the portion of the shared multiplexed service to which that Service User subscribes. Billing for services and facilities will continue until a disconnect request from the Host Customer or Service User has been received by the Telephone Company. The Host Customer of a Shared Billing Arrangement is solely responsible for notifying the connecting Service User(s) participating in the Shared Billing Arrangement in the event of disconnection of the Host Customer's service.

For administrative purposes, one "Arrangement" under the Shared Billing Arrangement option shall be limited to one Host Customer permitting one Service User to connect to a specified number of services to one specified multiplexer on the Host Customer's service. A subsequent request by the Service User to increase the number of services connected to the same multiplexer shall not constitute a new or separate "Arrangement."

A Shared Billing Arrangement shall be established between a Host Customer and a Service User upon the completion of the service order for the first service(s) in the Arrangement. A Shared Billing Arrangement shall be deemed cancelled when the last service in the Arrangement belonging to the Service User has been disconnected.

With the exception of DSR as set forth in Section 34.1 following and IBT as set forth in Section 26.1.5 following, a Processing Charge will apply for each Service User order processed for a Shared Billing Arrangement. The Switched Access Service Shared Billing Arrangement Processing Charge is contained in Section 31.6.7 following.

ACCESS SERVICE

6. Switched Access Service (Cont'd)6.7 Rate Regulations (Cont'd)6.7.15 Facility Hubs

A customer has the option of ordering DS1 or DS3 facilities to a facility Hub for channelizing to individual services requiring lower capacity facilities.

All transport provided to or from an Intermediate or Super-Intermediate Hub that is not the serving wire center of the customer designated premises or multiplexing node will be provided as Direct Trunked Transport.

Different locations may be designated as Hubs for different facility capacities, e.g., multiplexing from digital to digital occur at one location while multiplexing from digital to analog may occur at a different location. Locations (wire centers) that provide multiplexing of DS1 or DS3 Services have been designated as Intermediate Hubs or Terminus Hubs (described in 2.6 preceding). When ordering, the customer will specify the desired multiplexing Hub(s) selected from the NATIONAL EXCHANGE CARRIER ASSOCIATION, INC. TARIFF F.C.C. NO. 4 which identifies the type(s) of multiplexing functions which are available, the wire centers at which they are available and the wire centers that subtend DS3 to DS1 and DS1 to Voice Grade multiplexing Hubs.

End to end services may be provided on channels of these facilities to a Hub. The transmission performance for the end to end service provided between the customer and the selected end office(s) or tandem(s) will be that of the lower capacity. For example, when a DS1 facility is multiplexed to Voice Grade channels, the transmission performance of the channelized services will be Voice Grade, not DS1.

The Telephone Company will commence billing the monthly rate for the facility to the Hub on the date specified by the customer on the service order. Individual services utilizing these facilities must be installed at a later date. The customer will be billed for a DS1 or DS3 Channel Termination, Channel Mileage (when applicable), and the multiplexer at the time the facility is installed. Individual service rates (by service type) will apply for Channel Mileage for each channelized service. These will be billed to the customer as each individual service is installed.

ACCESS SERVICE

6. Switched Access Service (Cont'd)6.7 Rate Regulations (Cont'd)6.7.15 Facility Hubs (Cont'd)

Cascading multiplexing occurs when a DS1 or DS3 facility is de-multiplexed to provide channels with a lesser capacity and one of the lesser capacity channels is further de-multiplexed. For example, a DS3 facility is de-multiplexed to twenty-eight DS1 channels and then one of the DS1 channels is further de-multiplexed to twenty-four Voice Grade channels.

When cascading multiplexing is performed, whether in the same or a different Hub, a charge for the additional multiplexing unit also applies. When cascading multiplexing is performed at different Hubbing locations, Channel Mileage rates and Mid-link nonrecurring charges also apply between the Hubs.

ACCESS SERVICE

6. Switched Access Service (Cont'd)6.7 Rate Regulations (Cont'd)6.7.16 Service Discount Plans(A) General

Service Discount Plans are available to the following Switched Access Local Transport rate categories and to certain SONET Services in the states where Expanded Interconnection has become operational and either:

- a total within the state of 100 DS1 equivalent Entrance Facility Office Channel Terminations have been provided in the Zone 1 serving wire centers, access tandems or remote nodes in that state or;
- an average of 25 DS1 equivalent Entrance Facility Office Channel Terminations have been provided per Zone 1 serving wire center, access tandem or remote node in that state:

- DS3 Entrance Facility
- DS1 Entrance Facility
- Direct Trunked Transport
- DS3 to DS1 Multiplexing
- Tandem Switched Transport
 - Local Transport Termination
 - Local Transport Facility
- IntelliBeam Dedicated SONET Ring#
 - SONET Distribution Channels
 - Channel Mileage
 - Premises Nodes and CO Nodes
 - Premises Ports
 - Central Office Extensions

Based on the above requirements, Service Discount Plans for Switched Access Local Transport rate categories are available in all states. Service Discount Plan regulations for Switched Access Service DS1 and DS3 Entrance Facilities, DS1 and DS3 Direct Trunked Transport and DS3 to DS1 and DS1 to Voice Multiplexing Local Transport rate

IDSR as set forth in Section 26.1.1 following is no longer available for new installations as of June 16, 2000. See footnote on Page 26-1 for additional regulations.

ACCESS SERVICE

6. Switched Access Service (Cont'd)6.7 Rate Regulations (Cont'd)6.7.16 Service Discount Plans (Cont'd)(A) General (Cont'd)

Categories and IntelliBeam Dedicated SONET Ring rate categories are specified in (B) following. Service Discount Plans for DS3 Entrance Facilities, DS3 Direct Trunked Transport and DS3 to DS1 Multiplexing are provided with Base Rates as set forth in (B)(7) following. Service Discount Plan regulations for Switched Access Service Tandem Switched Transport Local Transport rate categories are specified in (C) following.

(B) Service Discount Plan for DS1 and DS3 Entrance Facilities, DS1 and DS3 Direct Trunked Transport and DS3 to DS1 and DS1 to Voice Multiplexing(1) General

A customer with one or more services has the option of requesting, at any time, a Service Discount Plan for some or all services of the same type and speed. When a customer requests a Service Discount Plan for a Switched Access Service provided under a Shared Use Arrangement, the remaining portion of the Shared Use Facility shall be include in a Special Access Service Discount Plan (as specified in Section 7.4.10 following), a Special Access CDP (as specified in Section 25.1 following), or a Special Access NDP (as specified in Section 25.2 following) will apply to the Special Access Channels provided over the Shared Use facility. The services must be provided within the same Telephone Company operating territory.

When a Host Customer with an existing multiplexed DS1, DS3 or STS1 Entrance Facility or IDSR Service requests a Shared Billing Arrangement, as set forth in Section 6.7.14, and a Service Discount Plan is currently in effect on the portion of the multiplexed or IDSR service* that will be billed to a Service User, the Service User will have the option of (1) continuing the existing discount plan and terms and conditions in effect as set forth in Section 6.7.16(C)(1) following or, (2) requesting a new Service Discount Plan for a commitment period equal to or longer than the original commitment period at the then effective discount percentage. If the Service User does not agree to (1) or (2) preceding, the existing customer will be responsible for payment of any termination liability associated with the portion of the service that will be billed to the Service User prior to the establishment of a Shared Billing Arrangement.

* Service Discount Plans are provided for IDSR as set forth in Section 26. following.

ACCESS SERVICE

6. Switched Access Service (Cont'd)6.7 Rate Regulations (Cont'd)6.7.16 Service Discount Plans (Cont'd)(B) Service Discount Plan for DS1 and DS3 Entrance Facilities, DS1 and DS3 Direct Trunked Transport and DS3 to DS1 and DS1 to Voice Multiplexing (Cont'd)(1) General (Cont'd)

When the customer has elected a Commitment Discount Plan as set forth in Section 25. following, a Service Discount Plan will not be established for any service level which is included in a Commitment Discount Plan. A Service Discount Plan may be established for service levels which are not included in the Commitment Discount Plan subject to the regulations specified in Section 25.1.2 following.

ACCESS SERVICE

6. Switched Access Service (Cont'd)6.7 Rate Regulations (Cont'd)6.7.16 Service Discount Plans (Cont'd)(B) Service Discount Plan for DS1 and DS3 Entrance Facilities, DS1 and DS3 Direct Trunked Transport and DS3 to DS1 and DS1 to Voice Multiplexing (Cont'd)(1) General (Cont'd)

When the customer has elected a Commitment Discount Plan as set forth in Section 25. following, a Service Discount Plan will not be established for any service level which is included in a Commitment Discount Plan. A Service Discount Plan may be established for service levels which are not included in the Commitment Discount Plan subject to the regulations specified in Section 25.1.2 following.

(2) Description

A Service Discount Plan applies to Switched Access Service DS1 and DS3 Entrance Facility Standard Channel Terminations, DS1 and DS3 Direct Trunked Transport Channel Mileage, and Local Transport DS3 to DS1 and DS1 to Voice multiplexing Optional Features monthly rates as set forth in Section 30.6 following for MSA pricing and 31.6 following for all other rates and to IntelliBeam Dedicated SONET Ring as set forth in Section 31.26 following.

The monthly rates for such services are reduced by a fixed percentage.

The amount of the discount percentage differs based on the length of the commitment period selected by the customer and the type of service. The customer must specify the number of months selected as the commitment period for its Service Discount Plan.

The discount percentage is applied to the currently effective monthly rates. Such rates may change during the commitment period, thereby causing an increase or decrease in the rates applicable to the customer.

ACCESS SERVICE

6. Switched Access Service (Cont'd)6.7 Rate Regulations (Cont'd)6.7.16 Service Discount Plans (Cont'd)(B) Service Discount Plan for DS1 and DS3 Entrance Facilities, DS1 and DS3 Direct Trunked Transport and DS3 to DS1 and DS1 to Voice Multiplexing (Cont'd)(2) Description (Cont'd)

In the event that the Telephone Company initiates a rate increase and the total discounted monthly rate for the affected service increases by eight percent (8%) or more, the customer may cancel its service discount plan for the affected service without termination liability as set forth in (C) following. The customer must exercise its option to cancel the service discount plan for the affected service within thirty (30) days of the date of the effective rate increase.

The discount percentage will not be subject to Telephone Company initiated decreases during that period. However, if the Telephone Company initiates an increase in the discount percentage during that period, that increased discount will be used to determine the rates applicable to the customer.

IntelliBeam Dedicated SONET Ring for Switched Access Services as set forth in Section 26.1.1 is provided with rate stability in the same manner as it is for Special Access Services as described for Section 7.4.10 following.

ACCESS SERVICE

6. Switched Access Service (Cont'd)6.7 Rate Regulations (Cont'd)6.7.16 Service Discount Plans (Cont'd)(B) Service Discount Plan for DS1 and DS3 Entrance Facilities, DS1 and DS3 Direct Trunked Transport and DS3 to DS1 and DS1 to Voice Multiplexing (Cont'd)(2) Description (Cont'd)

(a) Service Commitment Periods and Discount Percentage Applicable to Local Transport monthly rates:

(i) DS1 Level Services in Maine, New Hampshire & Vermont

- DS1 Entrance Facility Channel Terminations and Direct Trunked Transport Channel Mileage

24 months - 35 months	10%
36 months - 47 months	20%
48 months - 59 months	25%
60 months - 71 months	30%
84 months - 95 months	35%

(ii) DS3 Level Services in Maine, New Hampshire & Vermont

- DS3 Entrance Facility - Optical Fiber Interface Channel Terminations and Direct Trunked Transport Channel Mileage

24 months - 35 months	5%#
36 months - 47 months	10%#
48 months - 59 months	25%#
60 months - 71 months	35%#
84 months - 95 months	40%#
120 months - 131 months	40%#

- DS3 to DS1 Multiplexer

24 months - 35 months	5%#
36 months - 47 months	10%#
48 months - 59 months	25%#
60 months - 71 months	35%#
84 months - 95 months	40%#
120 months - 131 months	40%#

Service provided with Base Rates. The percentage discount is applied to the base rate set forth in Section 30.6 following for MSA pricing and 31.6 following for all other rates.

ACCESS SERVICE

6. Switched Access Service (Cont'd)6.7 Rate Regulations (Cont'd)6.7.16 Service Discount Plans (Cont'd)(B) Service Discount Plan for DS1 and DS3 Entrance Facilities, DS1 and DS3 Direct Trunked Transport and DS3 to DS1 and DS1 to Voice Multiplexing (Cont'd)(2) Description (Cont'd)

(a) (Cont'd)

(ii) DS3 Level Services in Maine, New Hampshire & Vermont (Cont'd)

- DS3 Entrance Facility - Optical Fiber Interface Channel Terminations and Direct Trunked Transport Channel Mileage

24 months - 35 months	5%#
36 months - 47 months	10%#
48 months - 59 months	25%#
60 months - 71 months	35%#
84 months - 95 months	40%#
120 months - 131 months	40%#

- DS3 to DS1 Multiplexer

24 months - 35 months	5%#
36 months - 47 months	10%#
48 months - 59 months	25%#
60 months - 71 months	35%#
84 months - 95 months	40%#
120 months - 131 months	40%#

Service provided with Base Rates. The percentage discount is applied to the base rate set forth in Section 30.6 following for MSA pricing and 31.6 following for all other rates.

ACCESS SERVICE

6. Switched Access Service (Cont'd)6.7 Rate Regulations (Cont'd)6.7.16 Service Discount Plans (Cont'd)(B) Service Discount Plan for DS1 and DS3 Entrance Facilities, DS1 and DS3 Direct Trunked Transport and DS3 to DS1 and DS1 to Voice Multiplexing (Cont'd)(3) Termination Liability(a) General

A termination liability applies during the selected commitment period. Except as set forth in (b) through (e) following, if service is disconnected in full or in part prior to the end of the selected commitment period, the customer is liable for a termination liability charge. In addition, should a customer, prior to the end of the selected commitment period, request that some or all channels of a DS1 or DS3 Entrance Facility be used for Special Access Service the terms and conditions specified in (i) the Service Discount Plan as set forth in Section 7.4.10 following; (ii) the Commitment Discount Plan as set forth in Section 25.1 following; or (iii) the National Discount Plan as set forth in Section 25.2 following will apply for the equivalent Special Access Service for the balance of the selected commitment period. Further, except as provided in (4) and (5) following, when a customer a Service Discount Plan prior to the end of the selected commitment period, the customer is liable for a termination liability charge.

Termination liability for IDSR as set forth in Section 26 following arranged as Switched Access Service applies in the same manner as Service Discount Plan termination liability for DSR arranged as Special Access Service which is set forth in Section 34.1 following.

Termination liability does not apply when IDSR as set forth in Section 26.1 following is converted to an equal or higher speed DSR under a term plan as set forth in Section 34.1 following. Time-in-service credit will be granted on the new DSR term plan based on the number of months that service was under the Service Discount Plan. For example, conversion of IDSR under a 60 month term plan that was in service for 32 months will allow for 32 months of time-in-service credit towards the DSR term plan under Section 34.1 following.

ACCESS SERVICE

6. Switched Access Service (Cont'd)6.7 Rate Regulations (Cont'd)6.7.16 Service Discount Plans (Cont'd)(B) Service Discount Plan for DS1 and DS3 Entrance Facilities, DS1 and DS3 Direct Trunked Transport and DS3 to DS1 and DS1 to Voice Multiplexing (Cont'd)(3) Termination Liability (Cont'd)(a) General (Cont'd)

The termination liability charge applies to each Local Transport rate element disconnected or, in the case of cancellation of a Service Discount Plan, to each Local Transport rate element which had been included in the cancelled Service Discount Plan.

The termination liability charge is calculated for the applicable DS1 or DS3 Entrance Facility Channel Termination monthly rates, DS1 or DS3 Direct Trunked Transport Channel Mileage monthly rates and Multiplexing Optional Feature monthly rates as set forth following:

- For disconnects on or prior to the end of the minimum period and prior to the end of the selected commitment period, the termination liability charge will be the difference between the full monthly rates and the discounted monthly rates for the period the service has been in effect.

ACCESS SERVICE

6. Switched Access Service (Cont'd)6.7 Rate Regulations (Cont'd)6.7.16 Service Discount Plans (Cont'd)(B) Service Discount Plan for DS1 and DS3 Entrance Facilities, DS1 and DS3 Direct Trunked Transport and DS3 to DS1 and DS1 to Voice Multiplexing (Cont'd)(3) Termination Liability (Cont'd)(a) General (Cont'd)

- For disconnects on or prior to the end of the minimum period and prior to the end of the selected commitment period, the termination liability charge will be the difference between the full monthly rates and the discounted monthly rates for the period the service has been in effect.
- Where there is no Service Discount Plan commitment period less than the actual time the services have been in effect, the termination liability charge will be the difference between the full monthly rates and the discounted monthly rates for the period the service has been in effect.
- Where there is a Service Discount Plan commitment period less than the actual time the services have been in effect, the termination liability charge will be the difference between the monthly rates for the highest Service Discount Plan commitment period that could have been satisfied prior to disconnection of the service or cancellation of the plan and the monthly rates for the selected commitment period multiplied by the actual number of months the service has been in effect. For example, if a customer has a 45 month commitment period and disconnects a DS1 Entrance Facility with Direct Trunked Transport Service after forty months and 5 days, the highest Service Discount Plan commitment period that could have been satisfied is forty months. To determine the termination liability charge, the monthly rate for the 45 month plan is subtracted from the monthly rate for the 40 month plan and the difference is multiplied by the forty months that the service has been in effect. If the monthly rate for the 45 month plan and the monthly rate for the 40 month plan are the same rate, the termination liability charge is zero

ACCESS SERVICE

6. Switched Access Service (Cont'd)6.7 Rate Regulations (Cont'd)6.7.16 Service Discount Plans (Cont'd)(B) Service Discount Plan for DS1 and DS3 Entrance Facilities, DS1 and DS3 Direct Trunked Transport and DS3 to DS1 and DS1 to Voice Multiplexing (Cont'd)(3) Termination Liability (Cont'd)(a) General (Cont'd)

For IntelliBeam Dedicated SONET Ring (ISDR) with a commitment period which was extended under (B)(5) following, termination liability does not apply during the period of extension.

The monthly rates used to calculate termination liability charges are subject to the reductions, as set forth in 5.2.7 preceding when Special Access Services are provided on a Shared Use Switched Access facility.

Termination liability for DS3 Entrance Facilities channel terminations that are rated in bands is calculated based upon the rate band determined by the last count taken.

The termination liability charge applies in addition to applicable minimum period charges.

(b) Upgrades

Upgrades include the following types of customer requests:

- A request to disconnect some or all of its discounted digital services in order to replace them with Telephone Company provided digital Switched Access Services with a bit rate higher than that

ACCESS SERVICE

6. Switched Access Service (Cont'd)6.7 Rate Regulations (Cont'd)6.7.16 Service Discount Plans (Cont'd)(B) Service Discount Plan for DS1 and DS3 Entrance Facilities, DS1 and DS3 Direct Trunked Transport and DS3 to DS1 and DS1 to Voice Multiplexing (Cont'd)(3) Termination Liability (Cont'd)(c) Cancellations

In the event that the Telephone Company initiates a rate increase and the total discounted monthly rate for the affected service increases by eight percent (8%) or more, the customer may cancel its service discount plan for the affected service without termination liability as set forth in (C) following. The customer must exercise its option to cancel the service discount plan for the affected service within thirty (30) days of the date of the effective rate increase.

A customer may cancel a Service Discount Plan for a service in order to replace it with one of the following services provided under a term plan, provided that the total dollar amount of the term plan for the term plan service is equal to, or greater than, the total dollar amount remaining in the plan for the service being disconnected. No termination liability charge will apply to such cancellation.

- SONET Service, as set forth in Sections 7.2.17 and 26 following

(d) Moves

When a customer requests that some or all of its DS1 or DS3 Entrance Facilities under a Service Discount Plan be moved to a different building, no termination liability charge applies provided the services remain within the same Telephone Company operating territory.

ACCESS SERVICE

6. Switched Access Service (Cont'd)6.7 Rate Regulations (Cont'd)6.7.16 Service Discount Plans (Cont'd)(B) Service Discount Plan for DS1 and DS3 Entrance Facilities, DS1 and DS3 Direct Trunked Transport and DS3 to DS1 and DS1 to Voice Multiplexing (Cont'd)(3) Termination Liability (Cont'd)(c) Cancellations

In the event that the Telephone Company initiates a rate increase and the total discounted monthly rate for the affected service increases by eight percent (8%) or more, the customer may cancel its service discount plan for the affected service without termination liability as set forth in (C) following. The customer must exercise its option to cancel the service discount plan for the affected service within thirty (30) days of the date of the effective rate increase.

(e) Replacements

- (i) When a customer with existing services under a Service Discount Plan wishes to replace one or more of the service(s) included in that Service Discount Plan with other new or existing service(s) of the same speed or type, as appropriate, for the balance of the commitment period for that Service Discount Plan, no termination liability charge will apply provided that:

- The orders to accomplish the replacement are (1) placed with the Telephone Company within sixty (60) days of each other and (2) the replacing services are provided within the same Telephone Company operating territory as the services that are replaced in the Service Discount Plan, and
- The number of services included in the Service Discount Plan remains the same. The replacing services may or may not be equipped with the same multiplexing Optional Feature. When the replacing service is not equipped with the multiplexing Optional Feature, the appropriate termination liability charge will apply to the Optional Feature no longer provided.

ACCESS SERVICE

6. Switched Access Service (Cont'd)6.7 Rate Regulations (Cont'd)6.7.16 Service Discount Plans (Cont'd)(B) Service Discount Plan for DS1 and DS3 Entrance Facilities, DS1 and DS3 Direct Trunked Transport and DS3 to DS1 and DS1 to Voice Multiplexing (Cont'd)(3) Termination Liability (Cont'd)(e) Replacements (Cont'd)

- (ii) When a customer with existing DS3 to DS1 or DS1 to Voice multiplexers under a Service Discount Plan wishes to replace one or more of the multiplexers included in that Service Discount Plan with other new or existing multiplexer(s) of the same type for the balance of the commitment period for that Service Discount Plan, no termination liability charge will apply provided that:

- the orders to accomplish the replacement are (1) placed with the Telephone Company within sixty (60) days of each other and (2) the replacing multiplexer is provided in the same Telephone Company operating territory as the multiplexer being replaced in the Service Discount Plan, and
- the number of multiplexers included in the Service Discount Plan remains the same

ACCESS SERVICE

6. Switched Access Service (Cont'd)6.7 Rate Regulations (Cont'd)6.7.16 Service Discount Plans (Cont'd)(B) Service Discount Plan for DS1 and DS3 Entrance Facilities, DS1 and DS3 Direct Trunked Transport and DS3 to DS1 and DS1 to Voice Multiplexing (Cont'd)(4) Additions of Service

- (a) Except as set forth in (b) following, when a customer with an existing Service Discount Plan wishes to increase the number of services, it has the following options:

- Subscribe to the additional services under non-discounted rates.
- Subscribe to the additional services under a separate Service Discount Plan at the then effective discount percentage rates and charges.
- Cancel the existing Service Discount Plan and include both existing and the additional services under a new Service Discount Plan for a commitment period equal to or longer than the original period. No termination charges apply to such cancellation.

- (b) For additions of service to an existing IDSR service under Section 26.1 following, the new services will be added for the remainder of the commitment period with the same discount percentage as the other services under the plan. At the end of the commitment period, the customer must convert, or disconnect, the existing service and any additional services in accordance with the footnote specified on Page 26-1 following.

(5) Extension of a Commitment Period

- (a) For all services except IDSR as set forth in Section 26.1 following, a customer may, at any time prior to the expiration of the selected commitment period for an existing Service Discount Plan, change to a Service Discount Plan with a longer commitment period at the then effective discount percentage. No termination liability charges will apply for any service extended under the longer commitment period. The monthly rates applicable for the longer commitment period will apply effective with the next bill day following the request for the change.

ACCESS SERVICE

6. Switched Access Service (Cont'd)6.7 Rate Regulations (Cont'd)6.7.16 Service Discount Plans (Cont'd)(B) Service Discount Plan for DS1 and DS3 Entrance Facilities, DS1 and DS3 Direct Trunked Transport and DS3 to DS1 and DS1 to Voice Multiplexing (Cont'd)(5) Extension of a Commitment Period

- (b) For IntelliBeam Dedicated SONET Ring (IDSR) as set forth in Section 26.1 following, the customer may not extend its Service Discount Plan to a plan with a longer commitment period. At the end of the commitment period, the customer may extend the expiration date of its Service Discount Plan for a period not to exceed twelve (12) months in order to allow additional time to convert its existing IDSR to other Telephone Company-provided service or to arrange for service through another service provider. Only one such extension will be allowed, subject to the regulations set forth in the footnote of Section 26.1 following.

ACCESS SERVICE

6. Switched Access Service (Cont'd)6.7 Rate Regulations (Cont'd)6.7.16 Service Discount Plans (Cont'd)(B) Service Discount Plan for DS1 and DS3 Entrance Facilities, DS1 and DS3 Direct Trunked Transport and DS3 to DS1 and DS1 to Voice Multiplexing (Cont'd)(6) Rate Regulations

Where the Service Discount Plan is requested to be provided coincident with the connection of new service, it will be effective with the establishment of service.

Where the Service Discount Plan is requested to be provided on existing service, the plan will be effective on the date the Telephone Company receives the Access Order requesting the discount.

At the end of its selected commitment period, the customer will have the option of subscribing to any then effective Service Discount Plan. If the customer does not notify the Telephone Company of its choice prior to the expiration of the commitment period, the customer's current Service Discount Plan will be renewed upon expiration of the selected period. The renewed plan will have a commitment period equal to that originally selected by the customer and the plan will be considered new.

If the customer notifies the Telephone Company of its choice within the first sixty days of the date of renewal, the customer may cancel the renewed plan and subscribe to any then effective Service Discount Plan or continue with the renewed plan. If, within the first sixty days of the date of renewal, the customer elects to cancel the renewed plan and subscribe to the service on a month-to-month basis or subscribe to a then effective Service Discount Plan, termination liability will not apply.

(7) Base Rates

For services provided with Base Rates (without rate stability), the discount percentage is applied to the Base Rates specified in Section 30.6 following for price band rates and 31.6 following for all other rates. Such rates are not rate stable and may change during the commitment period, causing an increase or decrease in the rates applicable to the customer. In no case will the Base Rate exceed the non-discounted monthly rate for the service.

6.8 Rates and Charges

Rates and Charges for Switched Access Service are found in Sections 30.6, 30.26, and 30.34.1 following for MSA pricing and Sections 31.6 and 31.26 following for all other rates.